



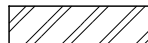















**EROSION CONTROL GENERAL NOTES**

1. THE EROSION CONTROL MEASURES INDICATED ON THE PLANS ARE THE MINIMUM REQUIREMENTS. ADDITIONAL MEASURES MAY BE REQUIRED, AS DIRECTED BY THE ENGINEER.
2. THE CONTRACTOR SHALL TAKE ALL PRECAUTIONS TO PREVENT POLLUTION OF STORM WATER AND SHALL FOLLOW IEPA & IDOT CONSTRUCTION MEMORANDUM NO. 02-60.
3. SOIL DISTURBANCE SHALL BE CONDUCTED IN SUCH A MANNER AS TO MINIMIZE EROSION. SOIL STABILIZATION MEASURES SHALL CONSIDER THE TIME OF YEAR, SITE CONDITIONS AND THE USE OF TEMPORARY OR PERMANENT MEASURES.
4. THE MAINTENANCE AND REPAIR OR REPLACEMENT OF EROSION CONTROL ITEMS, WHEN DIRECTED BY THE ENGINEER, WILL NOT BE PAID FOR SEPERATELY, BUT SHALL BE INCLUDED IN THE COST OF THE ASSOCIATED PAY ITEMS.
5. ALL STORM SEWER FACILITIES THAT ARE OR WILL BE FUNCTIONING DURING CONSTRUCTION SHALL BE PROTECTED, FILTERED OR OTHERWISE TREATED TO REMOVE SEDIMENT. MUD AND SEDIMENT DEPOSITS SHALL BE REMOVED FROM THE ROADWAY AT THE END OF EACH WORK DAY BY SHOVELING AND/OR SWEEPING.
6. INLET FILTERS SHALL BE PLACED ON ALL CATCH BASINS, INLETS, AND MANHOLES WITH OPEN GRATES.
7. TEMPORARY EROSION CONTROL SEEDING MIXTURE WILL DEPEND ON THE TIME OF YEAR SEED IS TO BE APPLIED AND SHALL BE IN ACCORDANCE WITH ARTICLE 1081.15(G) OF THE STANDARD SPECIFICATION. ALL AREAS DISTURBED BY CONSTRUCTION SHALL BE STABILIZED WITHIN SEVEN (7) DAYS OF TEMPORARY EROSION CONTROL SEEDING.
8. DUST CONTROL MEASURES WILL BE IMPLEMENTED IN ACCORDANCE WITH ARTICLE 107.36 OF THE STANDARD SPECIFICATIONS.
9. THE CONTRACTOR SHALL ATTACH AN ALUMINUM SIGN WITH THE FOLLOWING TEXT: PROTECTED WETLAND - NO INTRUSION. THE SIGN(S) SHALL BE ATTACHED TO THE STAKES BY A METHOD APPROVED BY THE ENGINEER. THE SIGN(S) WILL BE PROVIDED BY THE DEPARTMENT AND SHALL BE PICKED UP BY THE CONTRACTOR FROM THE DISTRICT ONE ROADSIDE DEVELOPMENT ARCHITECT IN SCHAUMBURG, ILLINOIS. SCHEDULING THE PICKUP OF THE SIGNS CAN BE ARRANGED BY CONTACTING THE DISTRICT ONE ROADSIDE DEVELOPMENT UNIT AT (847) 705-4171. WHEN WORK HAS BEEN COMPLETED, THE SIGN SHALL BE RETURNED TO THE DISTRICT ONE ROADSIDE DEVELOPMENT UNIT. THE COST OF PICKING UP, ATTACHING THE SIGNS TO THE TEMPORARY FENCE STAKES AND RETURNING THE SIGNS WILL NOT BE PAID FOR SEPARATELY, BUT SHALL BE INCLUDED IN THE CONTRACT UNIT PRICE FOR TEMPORARY FENCE.
10. WHENEVER DURING CONSTRUCTION OPERATIONS, LOOSE MATERIAL IS DEPOSITED IN THE FLOW LINE OF GUTTERS, DRAINAGE STRUCTURES, DITCHES, ETC., SUCH THAT THE NATURAL FLOW LINE OF WATER IS OBSTRUCTED, THE LOOSE MATERIAL SHALL BE REMOVED AT THE CLOSE OF EACH WORKING DAY. AT THE CONCLUSION OF THE CONSTRUCTION OPERATIONS, ALL DRAINAGE STRUCTURES AND FLOW LINES SHALL BE FREE FROM DIRT AND DEBRIS. THE CONTRACTORS FAILURE TO PROVIDE THE ABOVE WILL PRECLUDE ANY POSSIBLE ADDED COMPENSATION REQUESTED DUE TO DELAYS OR UNSUITABLE MATERIAL CREATED AS A RESULT THERE OF.
11. BROADCASTING OF THE SEED BY MACHINE, HAND METHODS, HYDRAULIC SEEDING OR OTHER METHODS APPROVED BY THE ENGINEER WILL BE ALLOWED FOR TEMPORARY EROSION CONTROL SEEDING.
12. TOPSOIL AND FERTILIZER NUTRIENTS ARE NOT REQUIRED FOR TEMPORARY EROSION CONTROL SEEDING.

13. SEED BED PREPARATION WILL NOT BE REQUIRED FOR TEMPORARY EROSION CONTROL SEEDING IF THE SOIL IS IN A LOOSE CONDITION. LIGHT DISKING SHALL BE DONE IF THE SOIL IS HARD PACKED OR CAKED.
14. ALL PERIMETER EROSION BARRIER AND TEMPORARY FENCE SHALL BE INSTALLED WITHIN THE TEMPORARY EASEMENT, PROPOSED RIGHT-OF-WAY OR EXISTING RIGHT-OF-WAY.
15. TEMPORARY EROSION CONTROL BLANKET SHALL BE PLACED IN ACCORDANCE WITH THE REQUIREMENTS OF THE STANDARD SPECIFICATIONS AFTER TEMPORARY EROSION CONTROL SEEDING HAS BEEN COMPLETED ON ALL AREAS WITH SLOPES OF 1:3 (V:H) OR STEEPER.
16. THE CONSTRUCTION LIMITS WILL BE STAKED BY THE ENGINEER PRIOR TO COMMENCING CONSTRUCTION. THE CONSTRUCTION LIMITS MAY BE ADJUSTED BY THE ENGINEER AND NO ADDITIONAL COMPENSATION WILL BE PAID TO THE CONTRACTOR FOR CHANGED CONSTRUCTION LIMITS.
17. ALL EXISTING STRUCTURES OR PIPES NOT SHOWN ON EROSION CONTROL PLANS SHALL BE REMOVED (OR PLUGGED UNTIL REMOVAL IS POSSIBLE) DURING THE CONSTRUCTION SO THAT NO SEDIMENT CAN ENTER THE DRAINAGE SYSTEM. THIS SHALL BE CONSIDERED IN THE COST OF THE REMOVAL OF EXISTING STRUCTURES.
18. ANY REQUIRED ADJUSTMENT AND/OR RECONSTRUCTION OF THE PROPOSED STRUCTURE TO FINAL RIM ELEVATION SHALL NOT BE PAID FOR SEPERATELY. THE COST OF THIS WORK SHALL BE INCLUDED IN THE COST OF THE PROPOSED STRUCTURE.
19. ALL TEMPORARY CONNECTIONS FOR TEMPORARY PIPE CULVERTS INTO EXISTING/PROPOSED STRUCTURES/PIPES SHALL BE CONSIDERED INCLUDED IN THE UNIT PRICE FOR PIPE CULVERT OF THE CLASS, TYPE, SIZE (TEMPORARY).
20. ALL RIM AND INVERTS FOR TEMPORARY DRAINAGE STRUCTURES ARE ESTIMATES AND NEED TO BE FIELD VERIFIED, NOTIFY THE ENGINEER OF ANY DISCREPENCIES PRIOR TO INSTALLATION. NO EXTRA COMPENSATION WILL BE PROVIDED FOR ANY DISCREPENCIES DETERMINED IN THE FIELD.
21. SALVAGED TOPSOIL SHALL BE PLACED ON WELL DRAINED LAND AWAY FROM INTERMITTENT AND LIVE STREAMS OR WETLANDS WITH THE APPROPRIATE RUNOFF CONTROL AND SEDIMENT CONTROL MEASURES INSTALLED AROUND THE STORAGE SITE, AND STABILIZED IMMEDIATELY AFTER FINAL SHAPING OF THE PILE IN ACCORDANCE WITH MULCH, METHOD 2. THE CONTRACTOR WILL PROVIDE AN ADEQUATE QUANTITY OF SILT FENCE TO CONTROL THE PERIMETER OF THE STOCK PILE.
22. SEDIMENT LADEN DEWATERING DISCHARGE MUST BE DIRECTED TO AN APPROVED SEDIMENT TRAPPING MEASURE PRIOR TO RELEASE FROM THE SITE.

**EROSION CONTROL LEGEND**

	TEMPORARY EROSION CONTROL SEEDING AND MULCH METHOD 2		TEMPORARY DITCH CHECK
	TEMPORARY EROSION CONTROL SEEDING AND TEMPORARY EROSION CONTROL BLANKET		TEMPORARY DITCH CHECK INSTALLED IN PREVIOUS STAGE
	PERMANENT SEEDING		INLET & PIPE PROTECTION
	TEMPORARY EROSION CONTROL OR PERMANENT SEEDING INSTALLED IN A PREVIOUS STAGE		INLET & PIPE PROTECTION INSTALLED IN PREVIOUS STAGE
	TEMPORARY PAVEMENT		FLOW DIRECTION
	PERIMETER EROSION BARRIER		PROPOSED STORM SEWER
	PERIMETER EROSION BARRIER INSTALLED IN PREVIOUS STAGE		PROPOSED STORM SEWER INSTALLED IN PREVIOUS STAGE
	INLET FILTER		TEMPORARY PIPE CULVERT
	INLET FILTER INSTALLED IN PREVIOUS STAGE		PERMANENT DRAINAGE STRUCTURE NUMBER

	DESIGNED <i>PJO</i>	REVISED -	<b>STATE OF ILLINOIS DEPARTMENT OF TRANSPORTATION</b>	<b>EROSION CONTROL - GENERAL NOTES</b>	F.A.P. RTE.	SECTION	COUNTY	TOTAL SHEETS	SHEET NO.
	DRAWN <i>KES</i>	REVISED -			338	(112 & 113) WRS-6	DUPAGE	734	425
	CHECKED <i>JCM</i>	REVISED -			CONTRACT NO. 60R31				
	DATE <i>12/14/2012</i>	REVISED -			ILLINOIS FED. AID PROJECT				
				SCALE: AS SHOWN	SHEET NO. 1 OF 1 SHEETS	STA.	TO STA.		