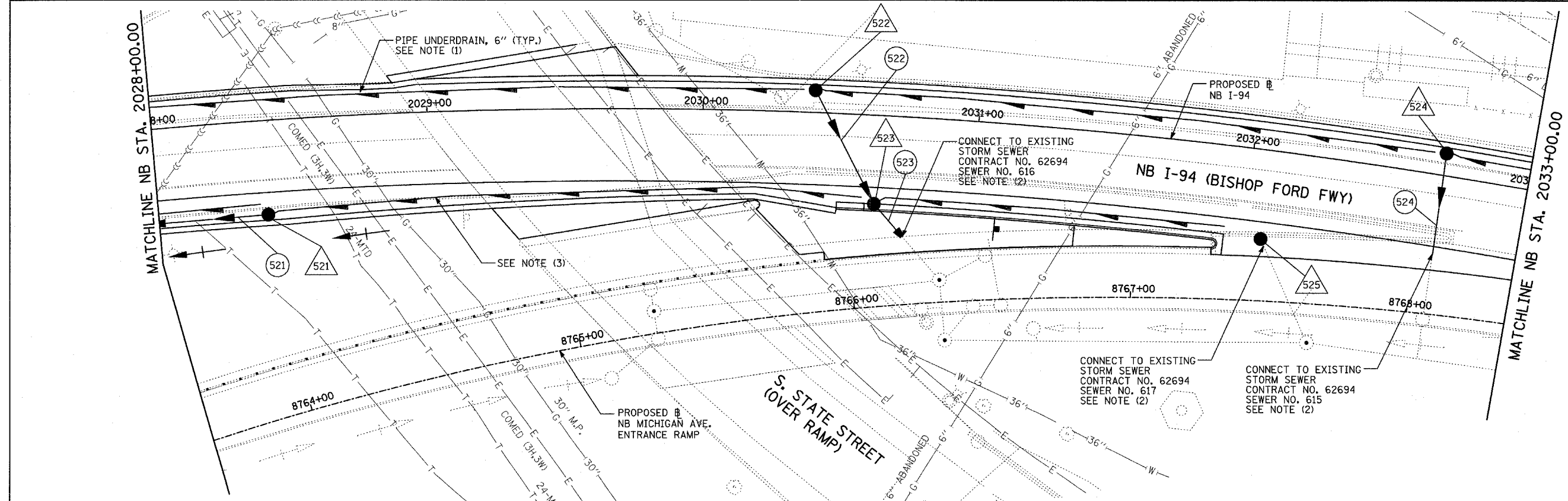
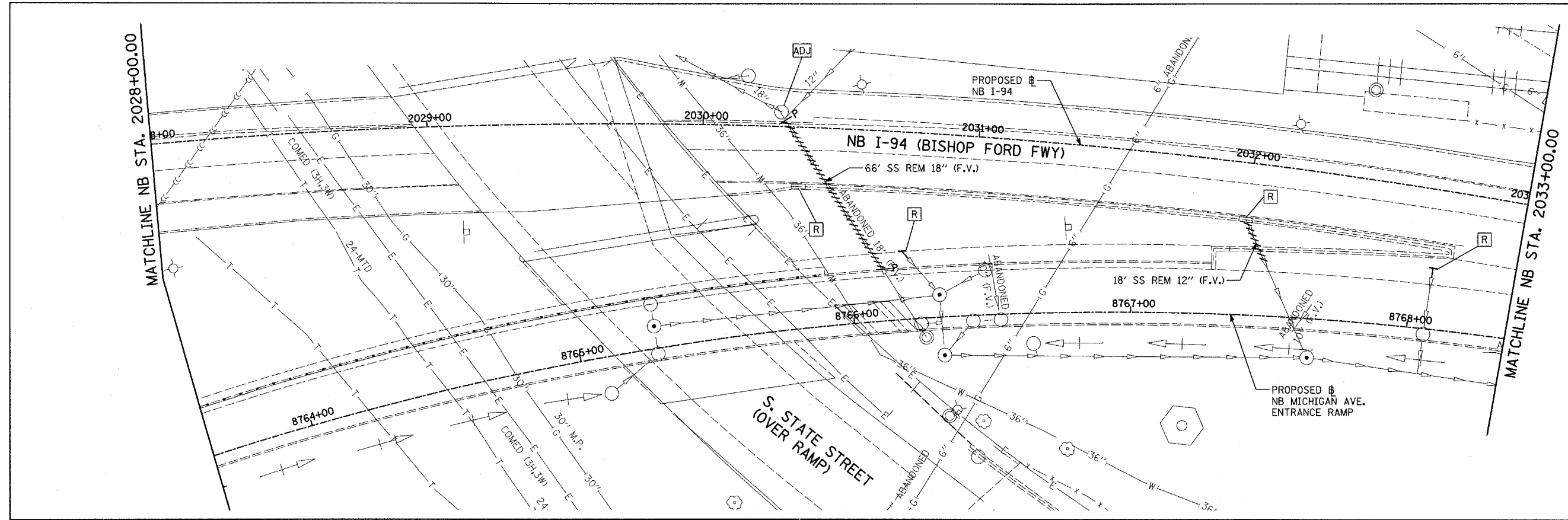
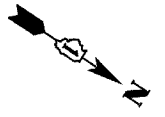
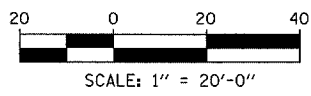
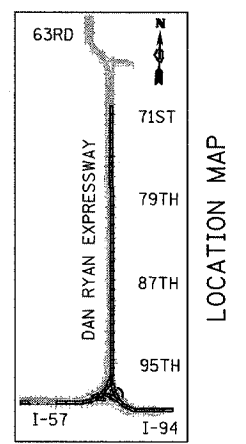
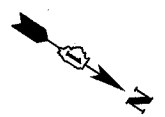


| | | | | |
|---|---------|--------|--------------|-----------|
| F.A.I. RTE. | SECTION | COUNTY | TOTAL SHEETS | SHEET NO. |
| 94 | | COOK | 916 | 353 |
| STA. 190+65 (NB I-57) TO STA. 2316+00 (NB RYAN) | | | | |
| FED. ROAD DIST. NO. ILLINOIS FED. AID PROJECT | | | | |
| • (1516.1, 1717, & 1818) R-4 62304 | | | | |



EXISTING CONDITIONS
PROPOSED IMPROVEMENTS



LEGEND:

| | | | |
|--|---|--|---|
| | EXISTING COMBINED SEWER | | SEWER PLUG |
| | PROPOSED STORM SEWER NUMBER (X=SHEET NO., Y=PIPE NO.) | | FIELD VERIFY |
| | PROPOSED STRUCTURE NUMBER (X=SHEET NO., Y=STRUCTURE NO.) | | UTILITY REMOVAL |
| | PIPE STUBOUT TO BE PLUGGED | | PROPOSED CATCH BASIN CONSTRUCTED IN CONCURRENT CONTRACT 62593 |
| | | | PROPOSED STORM SEWER CONSTRUCTED IN CONCURRENT CONTRACT 62593 |

NOTES:

- FOR CLARITY, PIPE UNDERDRAINS ARE SHOWN OFFSET FROM THEIR PROPOSED LOCATIONS. FOR DETAILED PLACEMENT, SEE SHEET "PIPE UNDERDRAINS DETAIL."
- COST SHALL NOT BE PAID FOR SEPARATELY BUT INCLUDED IN COST OF SEWER INSTALLATION.
- PROPOSED PIPE UNDERDRAIN SYSTEM LOCATION SHALL BE COORDINATED WITH PROPOSED ELECTRICAL DUCT BANK AND EXISTING FOOTING. SEE TYPICAL SECTIONS AND DETAILS FOR OVERPASS FOOTINGS.

| REVISIONS | |
|-----------|------|
| NAME | DATE |
| | |
| | |
| | |
| | |
| | |
| | |
| | |

ILLINOIS DEPARTMENT OF TRANSPORTATION
F.A.I. 94 (DAN RYAN EXPRESSWAY)
DRAINAGE AND UTILITY PLAN
NB I-94 MAINLINE
NB STA. 2028+00.00 TO 2033+00.00

SCALE: 1"=20'
DATE: MARCH 7, 2006

DRAWN BY: MB
CHECKED BY: DA

TYLIN INTERNATIONAL