F.A.I. RTE.	SECTION	COUNTY	TOTAL SHEETS	SHEET NO.
94	•	COOK	764	19
STA. 88+60 (SB I-57) 1126+91 (SB FORD)		TO STA. 1313+00 (SB RYAN)		
FED. ROAD DIST. NO.	ILLINOIS	FED. AID PROJECT		

• (1516.1, 1717, & 1818) R-5

62593

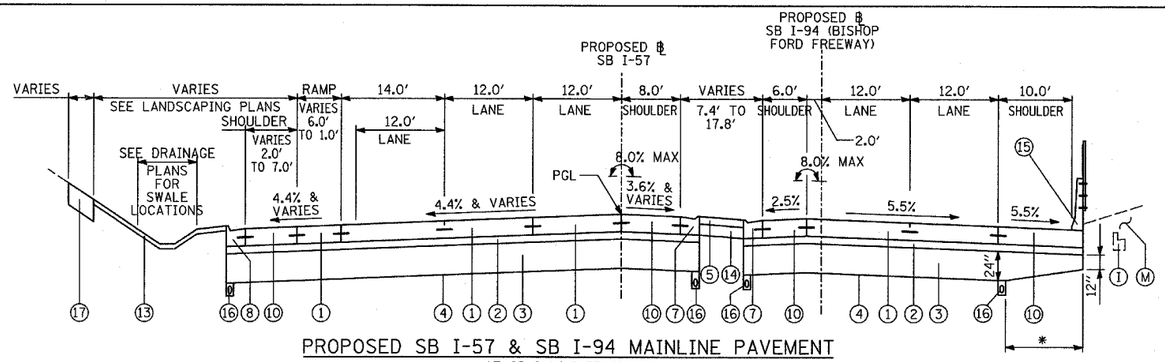

PROPOSED SB I-57 & SB I-94 MAINLINE PAVEMENT
AT SB I-94/I-57 SPLIT

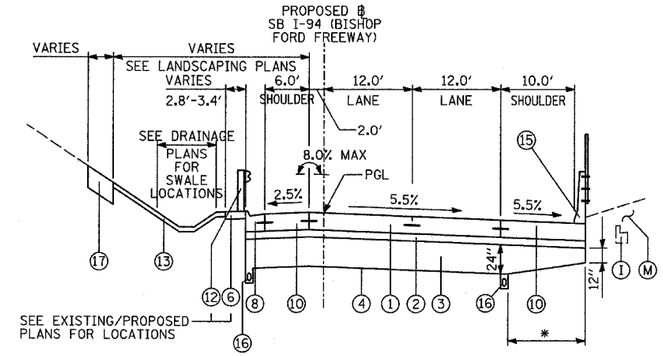

PROPOSED SB I-94 MAINLINE PAVEMENT
BETWEEN SB I-94/I-57 SPLIT AND TUNNEL

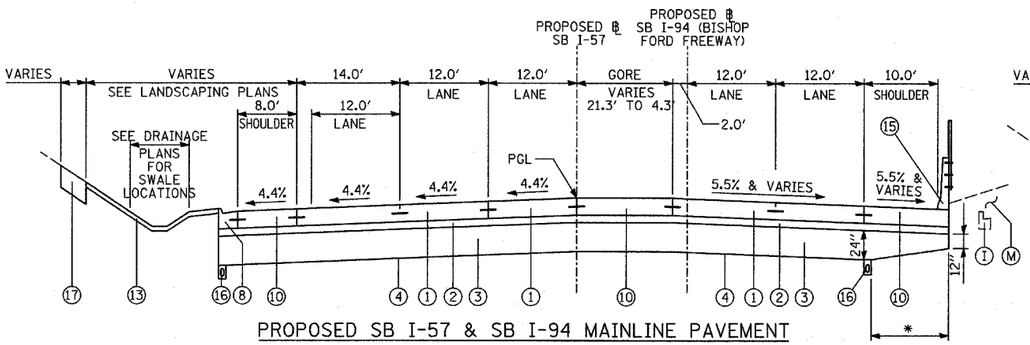

PROPOSED SB I-57 & SB I-94 MAINLINE PAVEMENT
NORTH OF SB I-94/I-57 SPLIT

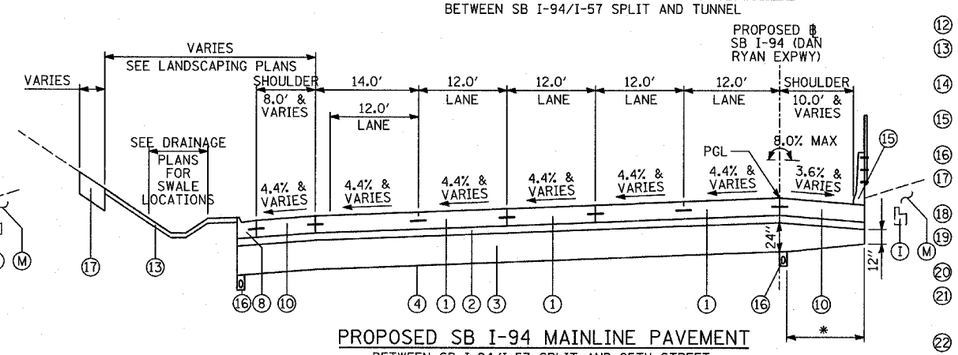

PROPOSED SB I-94 MAINLINE PAVEMENT
BETWEEN SB I-94/I-57 SPLIT AND 95TH STREET

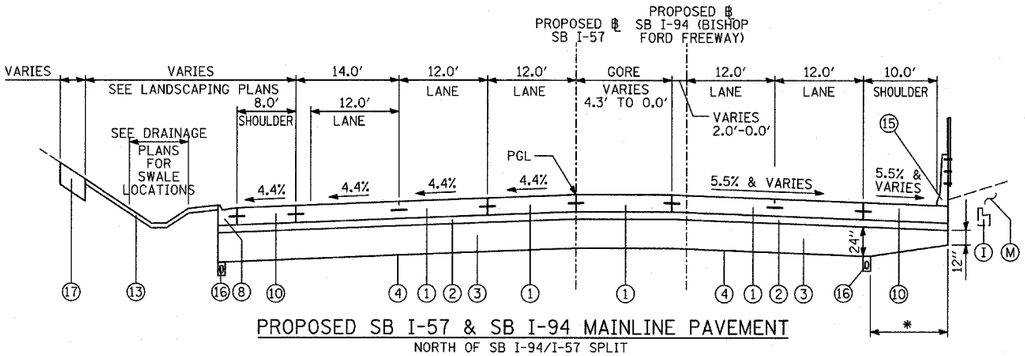

PROPOSED SB I-57 & SB I-94 MAINLINE PAVEMENT
NORTH OF SB I-94/I-57 SPLIT

PROPOSED LEGEND

1. CONTINUOUSLY REINFORCED PORTLAND CEMENT CONCRETE PAVEMENT 14"; & PAVEMENT REINFORCEMENT, 14"
2. STABILIZED SUB-BASE, 6" (BITUMINOUS AGGREGATE MIXTURE)
3. SUB-BASE GRANULAR MATERIAL, TYPE B 24"
4. GEOTECHNICAL FABRIC FOR GROUND STABILIZATION
5. CONCRETE MEDIAN SURFACE, 6 INCH (SPECIAL)
6. CONCRETE MEDIAN SURFACE, 6 INCH (SPECIAL) (WITHOUT STAMPED PATTERN)
7. COMBINATION CONCRETE CURB AND GUTTER, TYPE M-2.24
8. COMBINATION CONCRETE CURB AND GUTTER, TYPE M-4.24
9. COMBINATION CONCRETE CURB AND GUTTER, TYPE M-4.48
10. PORTLAND CEMENT CONCRETE SHOULDERS 14"
11. CONCRETE BARRIER, SINGLE FACE, 32 INCH HEIGHT; BARRIER BASE; BARRIER WALL MARKERS (PER IDOT STD. 635001 & 635006)
12. TRAFFIC BARRIER TERMINAL, TYPE VARIES
13. TOPSOIL FURNISH AND PLACE, 4"; SEEDING, CLASS 2A; EROSION CONTROL BLANKET
14. AGGREGATE FILL (INCLUDED IN THE COST OF "CONCRETE MEDIAN SURFACE, 6" (SPECIAL)") (MATCH DEPTH TO ADJACENT CURB & GUTTER)
15. CONCRETE BARRIER, SINGLE FACE, 42 INCH HEIGHT (SPECIAL); BARRIER BASE; CTA FENCE (SEE DETAILS); BARRIER WALL MARKERS (PER IDOT STD. 635001 & 635006)
16. PIPE UNDERDRAIN, 6" (SEE DETAILS)
17. TOPSOIL FURNISH AND PLACE, 12"; COMPOST FURNISH AND PLACE, 6"; EROSION CONTROL BLANKET; SEEDING (SEE PLAN FOR CLASS)
18. ELECTRICAL DUCTBANK (SEE ELECTRICAL INFRASTRUCTURE PLANS)
19. CONCRETE BARRIER, SINGLE FACE, 32 INCH HEIGHT (MODIFIED); BARRIER BASE; BARRIER WALL MARKERS (PER IDOT STD. 635001 & 635006)
20. PORTLAND CEMENT CONCRETE SHOULDERS 9"
21. 1½" SHOULDER RESURFACING: BITUMINOUS CONCRETE SURFACE COURSE, SUPERPAVE, MIX "D", N70, 1½"
22. 1¾" SHOULDER RESURFACING: BITUMINOUS CONCRETE SURFACE COURSE, SUPERPAVE, MIX "D", N70, 1¾"
23. 1¾" MAINLINE RESURFACING: POLYMERIZED BITUMINOUS CONCRETE SURFACE COURSE, SUPERPAVE, MIX "F", N105, 1¾"
24. 4" MAINLINE RESURFACING: POLYMERIZED BITUMINOUS CONCRETE SURFACE COURSE, SUPERPAVE, MIX "F", N105, 1¾"; POLYMERIZED BITUMINOUS CONCRETE BINDER COURSE, SUPERPAVE, IL-19, N105, 2¼"
25. PORTLAND CEMENT CONCRETE PAVEMENT, 14" (JOINTED)

EXISTING LEGEND

ALL EXISTING PAVEMENT DEPTHS ARE FROM AS-BUILT PLANS AND ARE SUBJECT TO CHANGE

- (A) BIT CONC SURFACE COURSE, 1½"±
- (B) BIT CONC BINDER COURSE, 1½"±
- (C) BIT CONC BINDER COURSE, 4¾"±
- (D) SUB-BASE GRANULAR MATERIAL, 4"±
- (E) SUB-BASE GRANULAR MATERIAL, 6"±
- (F) CRUSHED STONE, 5"±
- (G) PCC SHOULDERS, 9"±
- (H) PCC BASE COURSE, 9"±
- (I) COMB CONC CURB & GUTTER
- (J) PCC PAVEMENT, 10"± (W/ PAVEMENT FABRIC, 80 LBS±/100 SF)
- (K) CONCRETE BARRIER WALL
- (L) PCC SHOULDERS, 11"±
- (M) CTA BALLAST STONE: REGRADE AS NECESSARY (INCLUDE REGRADING IN THE COST OF "CONCRETE BARRIER, SINGLE FACE, 42 INCH HEIGHT (SPECIAL)")
- (N) JOINTED PCC PAVEMENT, 11"±
- (O) STABILIZED SUB-BASE, 4"±
- (P) SUB-BASE GRANULAR MATERIAL, 24"±
- (Q) SUB-BASE GRANULAR MATERIAL, 12"±
- (R) EXISTING PIPE UNDERDRAIN (REMOVAL TO BE PAID FOR SEPARATELY. SEE SPECIAL PROVISION "PIPE UNDERDRAIN REMOVAL") 1

NOTES:

1. REFER TO PAVEMENT JOINTING AND ELEVATION PLANS FOR DESCRIPTIONS AND DETAILS OF PAVEMENT JOINTS.

*– VARYING DEPTH PAID FOR AS "SUB-BASE GRANULAR MATERIAL, TYPE B 24"

REVISIONS	
NAME	DATE
ADDENDUM 1	05/08/06

TY·LIN INTERNATIONAL

ILLINOIS DEPARTMENT OF TRANSPORTATION

F.A.I. 94 (DAN RYAN EXPRESSWAY)

PROPOSED TYPICAL SECTIONS
SB I-57 & SB I-94 (BISHOP FORD FREEWAY AND DAN RYAN EXPRESSWAY)
(SHEET 5 OF 8)

SCALE: NONE | DRAWN BY: MPG
DATE: MARCH 1, 2006 | CHECKED BY: TGB

05/04/2006 01:56:11 P.M.