



Bureau of Land • 1021 North Grand Avenue East • P.O. Box 19276 • Springfield • Illinois • 62794-9276

Uncontaminated Soil Certification by Licensed Professional Engineer or Licensed Professional Geologist for Use of Uncontaminated Soil as Fill in a CCDD or Uncontaminated Soil Fill Operation LPC-663

Revised in accordance with 35 Ill. Adm. Code 1100, as amended by PCB R2012-009 (eff. Aug. 27, 2012)

This certification form is to be used by professional engineers and professional geologists to certify, pursuant to 35 Ill. Adm. Code 1100.205(a)(1)(B), that soil (i) is uncontaminated soil and (ii) is within a pH range of 6.26 to 9.0. If you have questions about this form, please telephone the Bureau of Land Permit Section at 217/524-3300.

This form may be completed online, saved locally, printed and signed, and submitted to prospective clean construction or demolition debris (CCDD) fill operations or uncontaminated soil fill operations.

I. Source Location Information

(Describe the location of the source of the uncontaminated soil)

Project Name: FAP 347 (IL Route 38) Office Phone Number, if available: _____

Physical Site Location (address, including number and street):
48W 580 IL 38 ISGS #3011-19 (Residence)

City: Maple Park State: IL Zip Code: 60151

County: Kane Township: Virgil

Lat/Long of approximate center of site in decimal degrees (DD.ddddd) to five decimal places (e.g., 40.67890, -90.12345):

Latitude: 41.89459272 Longitude: -88.55826786
(Decimal Degrees) (-Decimal Degrees)

Identify how the lat/long data were determined:

- GPS Map Interpolation Photo Interpolation Survey Other

IEPA Site Number(s), if assigned: BOL: _____ BOW: _____ BOA: _____

II. Owner/Operator Information for Source Site

Site Owner

Site Operator

Name: Illinois Department of Transportation

Name: Illinois Department of Transportation

Street Address: 201 West Center Court

Street Address: 201 West Center Court

PO Box: _____

PO Box: _____

City: Schaumburg State: IL

City: Schaumburg State: IL

Zip Code: 60196-1096 Phone: 847-705-4159

Zip Code: 60196-1096 Phone: 847-705-4159

Contact: Sam Mead

Contact: Sam Mead

Email, if available: Sam.Mead@illinois.gov

Email, if available: Sam.Mead@illinois.gov

This Agency is authorized to require this information under Section 4 and Title X of the Environmental Protection Act (415 ILCS 5/4, 5/39). Failure to disclose this information may result in: a civil penalty of not to exceed \$50,000 for the violation and an additional civil penalty of not to exceed \$10,000 for each day during which the violation continues (415 ILCS 5/42). This form has been approved by the Forms Management Center.

Project Name: FAP 347 (IL Route 38)

Latitude: 41.897307 Longitude: -88.597361

Uncontaminated Site Certification

III. Basis for Certification and Attachments

For each item listed below, reference the attachments to this form that provide the required information.

- a. A Description of the soil sample points and how they were determined to be sufficient in number and appropriately located 35 Ill. Adm. Code 1100.610(a):

Locations (See Attachment A) were sampled within the construction zone adjacent to ISGS #3011-3 (Agricultural land). Refer to PSI Report for ISGS #3011-3 (Agricultural land) including Table 4-4, and Figures 4-1A&B.

- b. Analytical soil testing results to show that soil chemical constituents comply with the maximum allowable concentrations established pursuant to 35 Ill. Adm. Code Part 1100, Subpart F and that the soil pH is within the range of 6.25 to 9.0, including the documentation of chain of custody control, a copy of the lab analysis; the accreditation status of the laboratory performing the analysis; and certification by an authorized agent of the laboratory that the analysis has been performed in accordance with the Agency's rules for the accreditation of environmental and the scope of the accreditation [35 Ill. Adm. Code 1100.201(g), 1100.205(a), 1100.610]:

See attached data summary table and associated laboratory data package J107703-1, J107703-2, and J107703-3.

IV. Certification Statement, Signature and Seal of Licensed Professional Engineer or Licensed Professional Geologist

I, Neil J. Brown (name of licensed professional engineer or geologist) certify under penalty of law that the information submitted, including but not limited to, all attachments and other information, is to the best of my knowledge and belief, true, accurate and complete. In accordance with the Environmental Protection Act [415 ILCS 5/22.51 or 22.51a] and 35 Ill. Adm. Code 1100.205(a), I certify that the soil from this site is uncontaminated soil. I also certify that the soil pH is within the range of 6.25 to 9.0. In addition, I certify that the soil has not been removed from the site as part of a cleanup or removal of contaminants. All necessary documentation is attached.

Any person who knowingly makes a false, fictitious, or fraudulent material statement, orally or in writing, to the Illinois EPA commits a Class 4 felony. A second or subsequent offense after conviction is a Class 3 felony. (415 ILCS 5/44(h))

Company Name: Ecology and Environment, Inc.


Street Address: 33 West Monroe Street

City: Chicago State: IL Zip Code: 60603

Phone: 312-578-9243

Neil J. Brown

Printed Name:



3/17/16

Date:

Licensed Professional Engineer or
Licensed Professional Geologist Signature:



P.E. or L.P.G. Seal:




Analytical Data Summary

PTB #176-001; IDOT Job #D-91-339-15; Project #P-91-141-15; WorkOrder #08A

Key to Data Tables

- MAC = Maximum Allowable Concentration of Chemical Constituent in
Uncontaminated Soil Used as Fill Material At Regulated Fill Operations
- mg/kg = Milligrams per kilogram.
- mg/L = Milligrams per liter.
- MSA = Metropolitan Statistical Area
- TACO = Tiered Approach to Corrective Action Objectives
- TCLP = Toxicity Characteristic Leaching Procedure.
- SCGIER = Soil Component of the Groundwater Ingestion Exposure Route
- SPLP = Synthetic Precipitation Leaching Procedure.
- ND = Not detected.
- NA = Not analyzed.
- J = Estimated value.
- U = Analyte was analyzed for but not detected.

Criteria Qualifiers and Shading

- † = Concentration exceeds the most stringent MAC.
- m = Concentration exceeds the MAC for an MSA.
- * = Concentration exceeds the MAC for Chicago corporate limits.
- L = The detected TCLP/SPLP concentration exceeds the TACO Tier 1 RO for the SCGIER.
-  = Concentration exceeds the most stringent MAC, but is below the MAC for an MSA.
-  = Concentration exceeds the most stringent MAC and the MAC for Chicago corporate limits.
-  = Concentration exceeds applicable comparison criteria.

PTB #176-001; IDOT Job #D-91-339-15; Project #P-91-141-15; WorkOrder #08A
CONTAMINANTS OF CONCERN

SITE	ISGS #3011-19 (Residence)	Comparison Criteria			
BORING	3011-19-B01	MACs			TACO
SAMPLE	3011-19-B01 (0-1)	Most Stringent	Within an MSA	Within Chicago	SCGIER
MATRIX	Soil				
DEPTH (feet)	0-1				
pH	8.42				
VOCs (None Detected)					
SVOCs (mg/kg)					
Anthracene	0.013 J	12,000	--	--	--
Benzo[a]anthracene	0.061	0.9	1.8	1.1	--
Benzo[a]pyrene	0.075	0.09	2.1	1.3	--
Benzo[b]fluoranthene	0.12	0.9	2.1	1.5	--
Benzo[g,h,i]perylene	0.069	--	--	--	--
Benzo[k]fluoranthene	0.033 J	9	--	--	--
Chrysene	0.08	88	--	--	--
Fluoranthene	0.082	3,100	--	--	--
Phenanthrene	0.056	--	--	--	--
Pyrene	0.2	2,300	--	--	--
Inorganics (mg/kg)					
Antimony	0.23 J	5	--	--	--
Arsenic	3	11.3	13	--	--
Barium	29	1,500	--	--	--
Beryllium	0.3	22	--	--	--
Boron	5.9	40	--	--	--
Cadmium	0.11	5.2	--	--	--
Calcium	190,000	--	--	--	--
Chromium	8.5	21	--	--	--
Cobalt	3.8	20	--	--	--
Copper	8.2	2,900	--	--	--
Iron	6,300	15,000	15,900	--	--
Lead	51	107	--	--	--
Magnesium	120,000	325,000	--	--	--
Manganese	250	630	636	--	--
Mercury	0.021	0.89	--	--	--
Nickel	7.7	100	--	--	--
Potassium	570	--	--	--	--
Sodium	900	--	--	--	--
Vanadium	11	550	--	--	--
Zinc	54	5,100	--	--	--
TCLP Metals (mg/L)					
Barium	0.39 J	--	--	--	2
Boron	0.37 J	--	--	--	2
Manganese	0.98 L	--	--	--	0.15
Zinc	0.54	--	--	--	5
SPLP Metals (mg/L)					
Manganese	0.86 L	--	--	--	0.15

PTB #176-001; IDOT Job #D-91-339-15; Project #P-91-141-15; WorkOrder #08A
CONTAMINANTS OF CONCERN

SITE	ISGS #3011-18 (Agricultural Land)	Comparison Criteria			
BORING	3011-18-B02	MACs			TACO
SAMPLE	3011-18-B02 (0-1)	Most Stringent	Within an MSA	Within Chicago	SCGIER
MATRIX	Soil				
DEPTH (feet)	0-1				
pH	8.21				
VOCs (mg/kg)					
2-Butanone (MEK)	0.0084	--	--	--	--
Acetone	0.038	25	--	--	--
SVOCs (mg/kg)					
Acenaphthylene	ND U	--	--	--	--
Anthracene	0.0083 J	12,000	--	--	--
Benzo[a]anthracene	0.047	0.9	1.8	1.1	--
Benzo[a]pyrene	0.094 †	0.09	2.1	1.3	--
Benzo[b]fluoranthene	0.16	0.9	2.1	1.5	--
Benzo[g,h,i]perylene	0.085	--	--	--	--
Benzo[k]fluoranthene	0.058	9	--	--	--
Chrysene	0.079	88	--	--	--
Dibenzo(a,h)anthracene	ND U	0.09	0.42	0.2	--
Fluoranthene	0.095	3,100	--	--	--
Fluorene	ND U	560	--	--	--
Indeno[1,2,3-cd]pyrene	0.054	0.9	1.6	0.9	--
Phenanthrene	0.039	--	--	--	--
Pyrene	0.16	2,300	--	--	--
Inorganics (mg/kg)					
Antimony	ND U	5	--	--	--
Arsenic	3.9	11.3	13	--	--
Barium	42	1,500	--	--	--
Beryllium	0.39	22	--	--	--
Boron	5.2	40	--	--	--
Cadmium	0.19	5.2	--	--	--
Calcium	110,000	--	--	--	--
Chromium	11	21	--	--	--
Cobalt	5.2	20	--	--	--
Copper	13	2,900	--	--	--
Iron	10,000	15,000	15,900	--	--
Lead	77	107	--	--	--
Magnesium	46,000	325,000	--	--	--
Manganese	300	630	636	--	--
Mercury	0.013 J	0.89	--	--	--
Nickel	13	100	--	--	--
Potassium	660	--	--	--	--
Selenium	ND U	1.3	--	--	--
Sodium	1,200	--	--	--	--
Vanadium	15	550	--	--	--
Zinc	68	5,100	--	--	--
TCLP Metals (mg/L)					
Barium	0.48 J	--	--	--	2
Boron	0.47 J	--	--	--	2
Chromium	ND U	--	--	--	0.1
Cobalt	ND U	--	--	--	1
Lead	0.011 L	--	--	--	0.0075
Manganese	4 L	--	--	--	0.15
Nickel	0.012 J	--	--	--	0.1
Zinc	0.17 J	--	--	--	5
SPLP Metals (mg/L)					
Lead	0.23 L	--	--	--	0.0075
Manganese	0.63 L	--	--	--	0.15

TestAmerica

THE LEADER IN ENVIRONMENTAL TESTING

ANALYTICAL REPORT

TestAmerica Laboratories, Inc.
TestAmerica Chicago
2417 Bond Street
University Park, IL 60484
Tel: (708)534-5200

TestAmerica Job ID: 500-107641-3
Client Project/Site: IDOT - IL 38 - WO 008

For:
Ecology and Environment, Inc.
33 West Monroe St.
Suite 1410
Chicago, Illinois 60603

Attn: Mr. Dean Tiebout

Jodie Bracken

Authorized for release by:
3/1/2016 5:24:43 PM
Jodie Bracken, Project Management Assistant II
jodie.bracken@testamericainc.com

Designee for
Richard Wright, Senior Project Manager
(708)534-5200
richard.wright@testamericainc.com

LINKS

Review your project
results through
TotalAccess

Have a Question?



Visit us at:
www.testamericainc.com

The test results in this report meet all 2003 NELAC and 2009 TNI requirements for accredited parameters, exceptions are noted in this report. This report may not be reproduced except in full, and with written approval from the laboratory. For questions please contact the Project Manager at the e-mail address or telephone number listed on this page.

This report has been electronically signed and authorized by the signatory. Electronic signature is intended to be the legally binding equivalent of a traditionally handwritten signature.

Results relate only to the items tested and the sample(s) as received by the laboratory.

1

2

3

4

5

6

7

8

9

10



Table of Contents

Cover Page	1
Table of Contents	2
Case Narrative	3
Detection Summary	4
Sample Summary	14
Client Sample Results	15
Definitions	63
Certification Summary	64
Chain of Custody	65
Receipt Checklists	67

Case Narrative

Client: Ecology and Environment, Inc.
Project/Site: IDOT - IL 38 - WO 008

TestAmerica Job ID: 500-107641-3

Job ID: 500-107641-3

Laboratory: TestAmerica Chicago

Narrative

Job Narrative 500-107641-3

Comments

No additional comments.

Receipt

The samples were received on 2/17/2016 7:45 AM; the samples arrived in good condition, properly preserved and, where required, on ice. The temperatures of the 4 coolers at receipt time were 2.5° C, 2.8° C, 3.2° C and 3.5° C.

GC/MS VOA

Method(s) 8260B: The following analyte recovered outside control limits for the LCS/LCSD associated with 500-323872: Bromomethane. This is not indicative of a systematic control problem because this was a random marginal exceedance. Qualified results have been reported.

Method(s) 8260B: The following analyte recovered outside control limits for the LCS associated with 500-324044: Bromomethane. This is not indicative of a systematic control problem because this was a random marginal exceedance. Qualified results have been reported.

No additional analytical or quality issues were noted, other than those described above or in the Definitions/Glossary page.

GC/MS Semi VOA

Method(s) 8270D: The following sample contained one acid surrogate and/or one base/neutral surrogate outside acceptance limits: 3011-18-B01 (0-1) (500-107641-9), 3011-18-B05 (0-1) (500-107641-12), 3011-18-B07 (0-1) (500-107641-13), 3011-18-B10 (0-1) (500-107641-15), 3011-18-B11 (0-1) (500-107641-16), (500-107641-E-1-D MS) and (500-107641-E-1-E MSD). The laboratory's SOP allows one acid and one base/neutral surrogate to be outside acceptance limits; therefore, re-extraction was not performed. These results have been reported and qualified.

No additional analytical or quality issues were noted, other than those described above or in the Definitions/Glossary page.

Metals

Method(s) 6010B: The method blank for preparation batch 500-324170 and analytical batch 500-324562 contained Calcium and Magnesium above the reporting limit (RL). Associated sample(s) were not re-extracted and/or re-analyzed because results were greater than 10X the value found in the method blank.

Method(s) 6020A: The continuing calibration verification (CCV) associated with batch 500-324078, at lines 88 and 92 recovered above the upper control limit for Thallium. The affected samples were 500-107641-11 through 20. Also the CCVL at line 94 was outside the upper control limit for Thallium. The samples associated with these CCV and CCVL were non-detects for the affected analytes, therefore the samples were reported.

No additional analytical or quality issues were noted, other than those described above or in the Definitions/Glossary page.

General Chemistry

No analytical or quality issues were noted, other than those described in the Definitions/Glossary page.

Organic Prep

No analytical or quality issues were noted, other than those described in the Definitions/Glossary page.

Detection Summary

Client: Ecology and Environment, Inc.
 Project/Site: IDOT - IL 38 - WO 008

TestAmerica Job ID: 500-107641-3



Client Sample ID: 3011-18-B02 (0-1)

Lab Sample ID: 500-107641-8

Analyte	Result	Qualifier	RL	MDL	Unit	Dil Fac	D	Method	Prep Type
Acetone	0.038		0.016	0.0032	mg/Kg	1	☼	8260B	Total/NA
2-Butanone (MEK)	0.0084		0.0041	0.0015	mg/Kg	1	☼	8260B	Total/NA
Phenanthrene	0.039		0.038	0.0053	mg/Kg	1	☼	8270D	Total/NA
Anthracene	0.0083	J	0.038	0.0064	mg/Kg	1	☼	8270D	Total/NA
Fluoranthene	0.095		0.038	0.0071	mg/Kg	1	☼	8270D	Total/NA
Pyrene	0.16		0.038	0.0076	mg/Kg	1	☼	8270D	Total/NA
Benzo[a]anthracene	0.047		0.038	0.0051	mg/Kg	1	☼	8270D	Total/NA
Chrysene	0.079		0.038	0.010	mg/Kg	1	☼	8270D	Total/NA
Benzo[b]fluoranthene	0.16		0.038	0.0082	mg/Kg	1	☼	8270D	Total/NA
Benzo[k]fluoranthene	0.058		0.038	0.011	mg/Kg	1	☼	8270D	Total/NA
Benzo[a]pyrene	0.094		0.038	0.0074	mg/Kg	1	☼	8270D	Total/NA
Indeno[1,2,3-cd]pyrene	0.054		0.038	0.0099	mg/Kg	1	☼	8270D	Total/NA
Benzo[g,h,i]perylene	0.085		0.038	0.012	mg/Kg	1	☼	8270D	Total/NA
Arsenic	3.9		0.55	0.26	mg/Kg	1	☼	6010B	Total/NA
Barium	42		0.55	0.10	mg/Kg	1	☼	6010B	Total/NA
Beryllium	0.39		0.22	0.048	mg/Kg	1	☼	6010B	Total/NA
Boron	5.2		2.8	0.39	mg/Kg	1	☼	6010B	Total/NA
Cadmium	0.19		0.11	0.032	mg/Kg	1	☼	6010B	Total/NA
Calcium	110000	B	110	36	mg/Kg	10	☼	6010B	Total/NA
Chromium	11	B	0.55	0.095	mg/Kg	1	☼	6010B	Total/NA
Cobalt	5.2		0.28	0.063	mg/Kg	1	☼	6010B	Total/NA
Copper	13		0.55	0.12	mg/Kg	1	☼	6010B	Total/NA
Iron	10000	B	11	4.3	mg/Kg	1	☼	6010B	Total/NA

This Detection Summary does not include radiochemical test results.

TestAmerica Chicago

Detection Summary

Client: Ecology and Environment, Inc.
Project/Site: IDOT - IL 38 - WO 008

TestAmerica Job ID: 500-107641-3

Client Sample ID: 3011-18-B02 (0-1) (Continued)

Lab Sample ID: 500-107641-8

Analyte	Result	Qualifier	RL	MDL	Unit	Dil Fac	D	Method	Prep Type
Lead	77		0.28	0.14	mg/Kg	1	☼	6010B	Total/NA
Magnesium	46000	B	5.5	2.3	mg/Kg	1	☼	6010B	Total/NA
Manganese	300		0.55	0.11	mg/Kg	1	☼	6010B	Total/NA
Nickel	13		0.55	0.15	mg/Kg	1	☼	6010B	Total/NA
Potassium	660		28	4.5	mg/Kg	1	☼	6010B	Total/NA
Sodium	1200		55	7.3	mg/Kg	1	☼	6010B	Total/NA
Vanadium	15		0.28	0.081	mg/Kg	1	☼	6010B	Total/NA
Zinc	68		1.1	0.35	mg/Kg	1	☼	6010B	Total/NA
Barium	0.48	J	0.50	0.050	mg/L	1		6010B	TCLP
Boron	0.47	J	0.50	0.050	mg/L	1		6010B	TCLP
Lead	0.011		0.0075	0.0075	mg/L	1		6010B	TCLP
Manganese	4.0		0.025	0.010	mg/L	1		6010B	TCLP
Nickel	0.012	J	0.025	0.010	mg/L	1		6010B	TCLP
Zinc	0.17	J B	0.50	0.020	mg/L	1		6010B	TCLP
Lead	0.23		0.0075	0.0075	mg/L	1		6010B	SPLP East
Manganese	0.63		0.025	0.010	mg/L	1		6010B	SPLP East
Mercury	0.013	J	0.018	0.0094	mg/Kg	1	☼	7471B	Total/NA
pH	8.21		0.200	0.200	SU	1		9045D	Total/NA

This Detection Summary does not include radiochemical test results.

TestAmerica Chicago

Sample Summary

Client: Ecology and Environment, Inc.
Project/Site: IDOT - IL 38 - WO 008

TestAmerica Job ID: 500-107641-3

Lab Sample ID	Client Sample ID	Matrix	Collected	Received
500-107641-8	3011-18-B02 (0-1)	Solid	02/16/16 11:45	02/17/16 07:45

- 1
- 2
- 3
- 4
- 5
- 6
- 7
- 8
- 9
- 10

Client Sample Results

Client: Ecology and Environment, Inc.
Project/Site: IDOT - IL 38 - WO 008

TestAmerica Job ID: 500-107641-3

Client Sample ID: 3011-18-B02 (0-1)

Lab Sample ID: 500-107641-8

Date Collected: 02/16/16 11:45

Matrix: Solid

Date Received: 02/17/16 07:45

Percent Solids: 86.0

Method: 8260B - Volatile Organic Compounds (GC/MS)

Analyte	Result	Qualifier	RL	MDL	Unit	D	Prepared	Analyzed	Dil Fac
Acetone	0.038		0.016	0.0032	mg/Kg	☼	02/17/16 08:40	02/23/16 10:31	1
Benzene	<0.0041		0.0041	0.00091	mg/Kg	☼	02/17/16 08:40	02/23/16 10:31	1
Bromodichloromethane	<0.0041		0.0041	0.00069	mg/Kg	☼	02/17/16 08:40	02/23/16 10:31	1
Bromoform	<0.0041		0.0041	0.00084	mg/Kg	☼	02/17/16 08:40	02/23/16 10:31	1
Bromomethane	<0.0041		0.0041	0.0015	mg/Kg	☼	02/17/16 08:40	02/23/16 10:31	1
2-Butanone (MEK)	0.0084		0.0041	0.0015	mg/Kg	☼	02/17/16 08:40	02/23/16 10:31	1
Carbon disulfide	<0.0041		0.0041	0.0015	mg/Kg	☼	02/17/16 08:40	02/23/16 10:31	1
Carbon tetrachloride	<0.0041		0.0041	0.00088	mg/Kg	☼	02/17/16 08:40	02/23/16 10:31	1
Chlorobenzene	<0.0041		0.0041	0.00097	mg/Kg	☼	02/17/16 08:40	02/23/16 10:31	1
Chloroethane	<0.0041		0.0041	0.0017	mg/Kg	☼	02/17/16 08:40	02/23/16 10:31	1
Chloroform	<0.0041		0.0041	0.00080	mg/Kg	☼	02/17/16 08:40	02/23/16 10:31	1
Chloromethane	<0.0041		0.0041	0.00099	mg/Kg	☼	02/17/16 08:40	02/23/16 10:31	1
cis-1,2-Dichloroethene	<0.0041		0.0041	0.00084	mg/Kg	☼	02/17/16 08:40	02/23/16 10:31	1
cis-1,3-Dichloropropene	<0.0041		0.0041	0.00094	mg/Kg	☼	02/17/16 08:40	02/23/16 10:31	1
Dibromochloromethane	<0.0041		0.0041	0.00047	mg/Kg	☼	02/17/16 08:40	02/23/16 10:31	1
1,1-Dichloroethane	<0.0041		0.0041	0.00085	mg/Kg	☼	02/17/16 08:40	02/23/16 10:31	1
1,2-Dichloroethane	<0.0041		0.0041	0.00061	mg/Kg	☼	02/17/16 08:40	02/23/16 10:31	1
1,1-Dichloroethene	<0.0041		0.0041	0.0015	mg/Kg	☼	02/17/16 08:40	02/23/16 10:31	1
1,2-Dichloropropane	<0.0041		0.0041	0.0011	mg/Kg	☼	02/17/16 08:40	02/23/16 10:31	1
1,3-Dichloropropane, Total	<0.0041		0.0041	0.0012	mg/Kg	☼	02/17/16 08:40	02/23/16 10:31	1
Ethylbenzene	<0.0041		0.0041	0.0010	mg/Kg	☼	02/17/16 08:40	02/23/16 10:31	1
2-Hexanone	<0.0041		0.0041	0.0013	mg/Kg	☼	02/17/16 08:40	02/23/16 10:31	1
Methylene Chloride	<0.0041		0.0041	0.0031	mg/Kg	☼	02/17/16 08:40	02/23/16 10:31	1
4-Methyl-2-pentanone (MIBK)	<0.0041		0.0041	0.00085	mg/Kg	☼	02/17/16 08:40	02/23/16 10:31	1
Methyl tert-butyl ether	<0.0041		0.0041	0.00097	mg/Kg	☼	02/17/16 08:40	02/23/16 10:31	1
Styrene	<0.0041		0.0041	0.00096	mg/Kg	☼	02/17/16 08:40	02/23/16 10:31	1
1,1,2,2-Tetrachloroethane	<0.0041		0.0041	0.00065	mg/Kg	☼	02/17/16 08:40	02/23/16 10:31	1
Tetrachloroethene	<0.0041		0.0041	0.00086	mg/Kg	☼	02/17/16 08:40	02/23/16 10:31	1
Toluene	<0.0041		0.0041	0.0014	mg/Kg	☼	02/17/16 08:40	02/23/16 10:31	1
trans-1,2-Dichloroethene	<0.0041		0.0041	0.0010	mg/Kg	☼	02/17/16 08:40	02/23/16 10:31	1
trans-1,3-Dichloropropene	<0.0041		0.0041	0.0012	mg/Kg	☼	02/17/16 08:40	02/23/16 10:31	1
1,1,1-Trichloroethane	<0.0041		0.0041	0.00095	mg/Kg	☼	02/17/16 08:40	02/23/16 10:31	1
1,1,2-Trichloroethane	<0.0041		0.0041	0.00080	mg/Kg	☼	02/17/16 08:40	02/23/16 10:31	1
Trichloroethene	<0.0041		0.0041	0.0011	mg/Kg	☼	02/17/16 08:40	02/23/16 10:31	1
Vinyl acetate	<0.0041		0.0041	0.0011	mg/Kg	☼	02/17/16 08:40	02/23/16 10:31	1
Vinyl chloride	<0.0041		0.0041	0.00098	mg/Kg	☼	02/17/16 08:40	02/23/16 10:31	1
Xylenes, Total	<0.0082		0.0082	0.0015	mg/Kg	☼	02/17/16 08:40	02/23/16 10:31	1

Surrogate	%Recovery	Qualifier	Limits	Prepared	Analyzed	Dil Fac
4-Bromofluorobenzene (Surr)	99		70 - 122	02/17/16 08:40	02/23/16 10:31	1
Dibromofluoromethane	105		75 - 120	02/17/16 08:40	02/23/16 10:31	1
1,2-Dichloroethane-d4 (Surr)	113		70 - 134	02/17/16 08:40	02/23/16 10:31	1
Toluene-d8 (Surr)	110		75 - 122	02/17/16 08:40	02/23/16 10:31	1

Method: 8270D - Semivolatile Organic Compounds (GC/MS)

Analyte	Result	Qualifier	RL	MDL	Unit	D	Prepared	Analyzed	Dil Fac
Phenol	<0.19		0.19	0.085	mg/Kg	☼	02/22/16 06:59	03/01/16 00:21	1
Bis(2-chloroethyl)ether	<0.19		0.19	0.057	mg/Kg	☼	02/22/16 06:59	03/01/16 00:21	1
1,3-Dichlorobenzene	<0.19		0.19	0.043	mg/Kg	☼	02/22/16 06:59	03/01/16 00:21	1
1,4-Dichlorobenzene	<0.19		0.19	0.049	mg/Kg	☼	02/22/16 06:59	03/01/16 00:21	1

TestAmerica Chicago

Client Sample Results

Client: Ecology and Environment, Inc.
Project/Site: IDOT - IL 38 - WO 008

TestAmerica Job ID: 500-107641-3

Client Sample ID: 3011-18-B02 (0-1)

Lab Sample ID: 500-107641-8

Date Collected: 02/16/16 11:45

Matrix: Solid

Date Received: 02/17/16 07:45

Percent Solids: 86.0

Method: 8270D - Semivolatile Organic Compounds (GC/MS) (Continued)

Analyte	Result	Qualifier	RL	MDL	Unit	D	Prepared	Analyzed	Dil Fac
1,2-Dichlorobenzene	<0.19		0.19	0.046	mg/Kg	☼	02/22/16 06:59	03/01/16 00:21	1
2-Methylphenol	<0.19		0.19	0.061	mg/Kg	☼	02/22/16 06:59	03/01/16 00:21	1
2,2'-oxybis[1-chloropropane]	<0.19		0.19	0.044	mg/Kg	☼	02/22/16 06:59	03/01/16 00:21	1
N-Nitrosodi-n-propylamine	<0.077		0.077	0.047	mg/Kg	☼	02/22/16 06:59	03/01/16 00:21	1
Hexachloroethane	<0.19		0.19	0.058	mg/Kg	☼	02/22/16 06:59	03/01/16 00:21	1
2-Chlorophenol	<0.19		0.19	0.065	mg/Kg	☼	02/22/16 06:59	03/01/16 00:21	1
Nitrobenzene	<0.038		0.038	0.0095	mg/Kg	☼	02/22/16 06:59	03/01/16 00:21	1
Bis(2-chloroethoxy)methane	<0.19		0.19	0.039	mg/Kg	☼	02/22/16 06:59	03/01/16 00:21	1
1,2,4-Trichlorobenzene	<0.19		0.19	0.041	mg/Kg	☼	02/22/16 06:59	03/01/16 00:21	1
Isophorone	<0.19		0.19	0.043	mg/Kg	☼	02/22/16 06:59	03/01/16 00:21	1
2,4-Dimethylphenol	<0.38		0.38	0.14	mg/Kg	☼	02/22/16 06:59	03/01/16 00:21	1
Hexachlorobutadiene	<0.19		0.19	0.060	mg/Kg	☼	02/22/16 06:59	03/01/16 00:21	1
Naphthalene	<0.038		0.038	0.0059	mg/Kg	☼	02/22/16 06:59	03/01/16 00:21	1
2,4-Dichlorophenol	<0.38		0.38	0.091	mg/Kg	☼	02/22/16 06:59	03/01/16 00:21	1
4-Chloroaniline	<0.77		0.77	0.18	mg/Kg	☼	02/22/16 06:59	03/01/16 00:21	1
2,4,6-Trichlorophenol	<0.38		0.38	0.13	mg/Kg	☼	02/22/16 06:59	03/01/16 00:21	1
2,4,5-Trichlorophenol	<0.38		0.38	0.087	mg/Kg	☼	02/22/16 06:59	03/01/16 00:21	1
Hexachlorocyclopentadiene	<0.77		0.77	0.22	mg/Kg	☼	02/22/16 06:59	03/01/16 00:21	1
2-Methylnaphthalene	<0.038		0.038	0.0070	mg/Kg	☼	02/22/16 06:59	03/01/16 00:21	1
2-Nitroaniline	<0.19		0.19	0.051	mg/Kg	☼	02/22/16 06:59	03/01/16 00:21	1
2-Chloronaphthalene	<0.19		0.19	0.042	mg/Kg	☼	02/22/16 06:59	03/01/16 00:21	1
4-Chloro-3-methylphenol	<0.38		0.38	0.13	mg/Kg	☼	02/22/16 06:59	03/01/16 00:21	1
2,6-Dinitrotoluene	<0.19		0.19	0.075	mg/Kg	☼	02/22/16 06:59	03/01/16 00:21	1
2-Nitrophenol	<0.38		0.38	0.090	mg/Kg	☼	02/22/16 06:59	03/01/16 00:21	1
3-Nitroaniline	<0.38		0.38	0.12	mg/Kg	☼	02/22/16 06:59	03/01/16 00:21	1
Dimethyl phthalate	<0.19		0.19	0.050	mg/Kg	☼	02/22/16 06:59	03/01/16 00:21	1
2,4-Dinitrophenol	<0.77		0.77	0.67	mg/Kg	☼	02/22/16 06:59	03/01/16 00:21	1
Acenaphthylene	<0.038		0.038	0.0050	mg/Kg	☼	02/22/16 06:59	03/01/16 00:21	1
2,4-Dinitrotoluene	<0.19		0.19	0.061	mg/Kg	☼	02/22/16 06:59	03/01/16 00:21	1
Acenaphthene	<0.038		0.038	0.0069	mg/Kg	☼	02/22/16 06:59	03/01/16 00:21	1
Dibenzofuran	<0.19		0.19	0.045	mg/Kg	☼	02/22/16 06:59	03/01/16 00:21	1
4-Nitrophenol	<0.77		0.77	0.36	mg/Kg	☼	02/22/16 06:59	03/01/16 00:21	1
Fluorene	<0.038		0.038	0.0054	mg/Kg	☼	02/22/16 06:59	03/01/16 00:21	1
4-Nitroaniline	<0.38		0.38	0.16	mg/Kg	☼	02/22/16 06:59	03/01/16 00:21	1
4-Bromophenyl phenyl ether	<0.19		0.19	0.050	mg/Kg	☼	02/22/16 06:59	03/01/16 00:21	1
Hexachlorobenzene	<0.077		0.077	0.0089	mg/Kg	☼	02/22/16 06:59	03/01/16 00:21	1
Diethyl phthalate	<0.19		0.19	0.065	mg/Kg	☼	02/22/16 06:59	03/01/16 00:21	1
4-Chlorophenyl phenyl ether	<0.19		0.19	0.045	mg/Kg	☼	02/22/16 06:59	03/01/16 00:21	1
Pentachlorophenol	<0.77		0.77	0.61	mg/Kg	☼	02/22/16 06:59	03/01/16 00:21	1
N-Nitrosodiphenylamine	<0.19		0.19	0.045	mg/Kg	☼	02/22/16 06:59	03/01/16 00:21	1
4,6-Dinitro-2-methylphenol	<0.77		0.77	0.31	mg/Kg	☼	02/22/16 06:59	03/01/16 00:21	1
Phenanthrene	0.039		0.038	0.0053	mg/Kg	☼	02/22/16 06:59	03/01/16 00:21	1
Anthracene	0.0083 J		0.038	0.0064	mg/Kg	☼	02/22/16 06:59	03/01/16 00:21	1
Carbazole	<0.19		0.19	0.095	mg/Kg	☼	02/22/16 06:59	03/01/16 00:21	1
Di-n-butyl phthalate	<0.19		0.19	0.058	mg/Kg	☼	02/22/16 06:59	03/01/16 00:21	1
Fluoranthene	0.095		0.038	0.0071	mg/Kg	☼	02/22/16 06:59	03/01/16 00:21	1
Pyrene	0.16		0.038	0.0076	mg/Kg	☼	02/22/16 06:59	03/01/16 00:21	1
Butyl benzyl phthalate	<0.19		0.19	0.073	mg/Kg	☼	02/22/16 06:59	03/01/16 00:21	1
Benzo[a]anthracene	0.047		0.038	0.0051	mg/Kg	☼	02/22/16 06:59	03/01/16 00:21	1

TestAmerica Chicago

Client Sample Results

Client: Ecology and Environment, Inc.
Project/Site: IDOT - IL 38 - WO 008

TestAmerica Job ID: 500-107641-3

Client Sample ID: 3011-18-B02 (0-1)

Lab Sample ID: 500-107641-8

Date Collected: 02/16/16 11:45

Matrix: Solid

Date Received: 02/17/16 07:45

Percent Solids: 86.0

Method: 8270D - Semivolatile Organic Compounds (GC/MS) (Continued)

Analyte	Result	Qualifier	RL	MDL	Unit	D	Prepared	Analyzed	Dil Fac
Chrysene	0.079		0.038	0.010	mg/Kg	☼	02/22/16 06:59	03/01/16 00:21	1
3,3'-Dichlorobenzidine	<0.19		0.19	0.053	mg/Kg	☼	02/22/16 06:59	03/01/16 00:21	1
Bis(2-ethylhexyl) phthalate	<0.19		0.19	0.070	mg/Kg	☼	02/22/16 06:59	03/01/16 00:21	1
Di-n-octyl phthalate	<0.19		0.19	0.062	mg/Kg	☼	02/22/16 06:59	03/01/16 00:21	1
Benzo[b]fluoranthene	0.16		0.038	0.0082	mg/Kg	☼	02/22/16 06:59	03/01/16 00:21	1
Benzo[k]fluoranthene	0.058		0.038	0.011	mg/Kg	☼	02/22/16 06:59	03/01/16 00:21	1
Benzo[a]pyrene	0.094		0.038	0.0074	mg/Kg	☼	02/22/16 06:59	03/01/16 00:21	1
Indeno[1,2,3-cd]pyrene	0.054		0.038	0.0099	mg/Kg	☼	02/22/16 06:59	03/01/16 00:21	1
Dibenz(a,h)anthracene	<0.038		0.038	0.0074	mg/Kg	☼	02/22/16 06:59	03/01/16 00:21	1
Benzo[g,h,i]perylene	0.085		0.038	0.012	mg/Kg	☼	02/22/16 06:59	03/01/16 00:21	1
3 & 4 Methylphenol	<0.19		0.19	0.064	mg/Kg	☼	02/22/16 06:59	03/01/16 00:21	1

Surrogate	%Recovery	Qualifier	Limits	Prepared	Analyzed	Dil Fac
2-Fluorophenol	81		25 - 110	02/22/16 06:59	03/01/16 00:21	1
Phenol-d5	80		31 - 110	02/22/16 06:59	03/01/16 00:21	1
Nitrobenzene-d5	67		25 - 115	02/22/16 06:59	03/01/16 00:21	1
2-Fluorobiphenyl	70		25 - 119	02/22/16 06:59	03/01/16 00:21	1
2,4,6-Tribromophenol	73		35 - 137	02/22/16 06:59	03/01/16 00:21	1
Terphenyl-d14	129		36 - 134	02/22/16 06:59	03/01/16 00:21	1

Method: 6010B - Metals (ICP)

Analyte	Result	Qualifier	RL	MDL	Unit	D	Prepared	Analyzed	Dil Fac
Antimony	<1.1		1.1	0.23	mg/Kg	☼	02/23/16 16:44	02/26/16 03:25	1
Arsenic	3.9		0.55	0.26	mg/Kg	☼	02/23/16 16:44	02/26/16 03:25	1
Barium	42		0.55	0.10	mg/Kg	☼	02/23/16 16:44	02/26/16 03:25	1
Beryllium	0.39		0.22	0.048	mg/Kg	☼	02/23/16 16:44	02/26/16 03:25	1
Boron	5.2		2.8	0.39	mg/Kg	☼	02/23/16 16:44	02/26/16 03:25	1
Cadmium	0.19		0.11	0.032	mg/Kg	☼	02/23/16 16:44	02/26/16 03:25	1
Calcium	110000	B	110	36	mg/Kg	☼	02/23/16 16:44	02/26/16 05:32	10
Chromium	11	B	0.55	0.095	mg/Kg	☼	02/23/16 16:44	02/26/16 03:25	1
Cobalt	5.2		0.28	0.063	mg/Kg	☼	02/23/16 16:44	02/26/16 03:25	1
Copper	13		0.55	0.12	mg/Kg	☼	02/23/16 16:44	02/26/16 03:25	1
Iron	10000	B	11	4.3	mg/Kg	☼	02/23/16 16:44	02/26/16 03:25	1
Lead	77		0.28	0.14	mg/Kg	☼	02/23/16 16:44	02/26/16 03:25	1
Magnesium	46000	B	5.5	2.3	mg/Kg	☼	02/23/16 16:44	02/26/16 03:25	1
Manganese	300		0.55	0.11	mg/Kg	☼	02/23/16 16:44	02/26/16 03:25	1
Nickel	13		0.55	0.15	mg/Kg	☼	02/23/16 16:44	02/26/16 03:25	1
Potassium	660		28	4.5	mg/Kg	☼	02/23/16 16:44	02/26/16 03:25	1
Selenium	<0.55		0.55	0.27	mg/Kg	☼	02/23/16 16:44	02/26/16 03:25	1
Silver	<0.28		0.28	0.065	mg/Kg	☼	02/23/16 16:44	02/26/16 03:25	1
Sodium	1200		55	7.3	mg/Kg	☼	02/23/16 16:44	02/26/16 03:25	1
Thallium	<0.55		0.55	0.27	mg/Kg	☼	02/23/16 16:44	02/26/16 03:25	1
Vanadium	15		0.28	0.081	mg/Kg	☼	02/23/16 16:44	02/26/16 03:25	1
Zinc	68		1.1	0.35	mg/Kg	☼	02/23/16 16:44	02/26/16 03:25	1

Method: 6010B - Metals (ICP) - TCLP

Analyte	Result	Qualifier	RL	MDL	Unit	D	Prepared	Analyzed	Dil Fac
Barium	0.48	J	0.50	0.050	mg/L		02/21/16 16:00	02/23/16 21:01	1
Beryllium	<0.0040		0.0040	0.0040	mg/L		02/21/16 16:00	02/23/16 21:01	1
Boron	0.47	J	0.50	0.050	mg/L		02/21/16 16:00	02/23/16 21:01	1

TestAmerica Chicago

Client Sample Results

Client: Ecology and Environment, Inc.
Project/Site: IDOT - IL 38 - WO 008

TestAmerica Job ID: 500-107641-3

Client Sample ID: 3011-18-B02 (0-1)

Lab Sample ID: 500-107641-8

Date Collected: 02/16/16 11:45

Matrix: Solid

Date Received: 02/17/16 07:45

Percent Solids: 86.0

Method: 6010B - Metals (ICP) - TCLP (Continued)

Analyte	Result	Qualifier	RL	MDL	Unit	D	Prepared	Analyzed	Dil Fac
Cadmium	<0.0050		0.0050	0.0020	mg/L	-	02/21/16 16:00	02/23/16 21:01	1
Chromium	<0.025		0.025	0.010	mg/L	-	02/21/16 16:00	02/23/16 21:01	1
Cobalt	<0.025		0.025	0.010	mg/L	-	02/21/16 16:00	02/23/16 21:01	1
Iron	<0.40		0.40	0.20	mg/L	-	02/21/16 16:00	02/23/16 21:01	1
Lead	0.011		0.0075	0.0075	mg/L	-	02/21/16 16:00	02/23/16 21:01	1
Manganese	4.0		0.025	0.010	mg/L	-	02/21/16 16:00	02/23/16 21:01	1
Nickel	0.012	J	0.025	0.010	mg/L	-	02/21/16 16:00	02/23/16 21:01	1
Selenium	<0.050		0.050	0.020	mg/L	-	02/21/16 16:00	02/23/16 21:01	1
Silver	<0.025		0.025	0.010	mg/L	-	02/21/16 16:00	02/23/16 21:01	1
Zinc	0.17	J B	0.50	0.020	mg/L	-	02/21/16 16:00	02/23/16 21:01	1

Method: 6010B - SPLP Metals - SPLP East

Analyte	Result	Qualifier	RL	MDL	Unit	D	Prepared	Analyzed	Dil Fac
Lead	0.23		0.0075	0.0075	mg/L	-	02/23/16 09:20	02/25/16 03:44	1
Manganese	0.63		0.025	0.010	mg/L	-	02/23/16 09:20	02/25/16 03:44	1

Method: 6020A - Metals (ICP/MS) - TCLP

Analyte	Result	Qualifier	RL	MDL	Unit	D	Prepared	Analyzed	Dil Fac
Antimony	<0.0060		0.0060	0.0060	mg/L	-	02/21/16 16:00	02/22/16 19:41	1
Thallium	<0.0020	^	0.0020	0.0020	mg/L	-	02/21/16 16:00	02/22/16 19:41	1

Method: 7470A - TCLP Mercury - TCLP

Analyte	Result	Qualifier	RL	MDL	Unit	D	Prepared	Analyzed	Dil Fac
Mercury	<0.00020		0.00020	0.00020	mg/L	-	02/22/16 15:15	02/23/16 11:09	1

Method: 7471B - Mercury (CVAA)

Analyte	Result	Qualifier	RL	MDL	Unit	D	Prepared	Analyzed	Dil Fac
Mercury	0.013	J	0.018	0.0094	mg/Kg	☼	02/23/16 15:15	02/24/16 12:36	1

General Chemistry

Analyte	Result	Qualifier	RL	MDL	Unit	D	Prepared	Analyzed	Dil Fac
pH	8.21		0.200	0.200	SU	-		02/19/16 17:53	1

Definitions/Glossary

Client: Ecology and Environment, Inc.
Project/Site: IDOT - IL 38 - WO 008

TestAmerica Job ID: 500-107641-3

Qualifiers

GC/MS VOA

Qualifier	Qualifier Description
*	LCS or LCSD is outside acceptance limits.

GC/MS Semi VOA

Qualifier	Qualifier Description
J	Result is less than the RL but greater than or equal to the MDL and the concentration is an approximate value.
X	Surrogate is outside control limits

Metals

Qualifier	Qualifier Description
^	ICV,CCV,ICB,CCB, ISA, ISB, CRI, CRA, DLCK or MRL standard: Instrument related QC is outside acceptance limits.
J	Result is less than the RL but greater than or equal to the MDL and the concentration is an approximate value.
B	Compound was found in the blank and sample.

Glossary

Abbreviation	These commonly used abbreviations may or may not be present in this report.
α	Listed under the "D" column to designate that the result is reported on a dry weight basis
%R	Percent Recovery
CFL	Contains Free Liquid
CNF	Contains no Free Liquid
DER	Duplicate error ratio (normalized absolute difference)
Dil Fac	Dilution Factor
DL, RA, RE, IN	Indicates a Dilution, Re-analysis, Re-extraction, or additional Initial metals/anion analysis of the sample
DLC	Decision level concentration
MDA	Minimum detectable activity
EDL	Estimated Detection Limit
MDC	Minimum detectable concentration
MDL	Method Detection Limit
ML	Minimum Level (Dioxin)
NC	Not Calculated
ND	Not detected at the reporting limit (or MDL or EDL if shown)
PQL	Practical Quantitation Limit
QC	Quality Control
RER	Relative error ratio
RL	Reporting Limit or Requested Limit (Radiochemistry)
RPD	Relative Percent Difference, a measure of the relative difference between two points
TEF	Toxicity Equivalent Factor (Dioxin)
TEQ	Toxicity Equivalent Quotient (Dioxin)

Certification Summary

Client: Ecology and Environment, Inc.
Project/Site: IDOT - IL 38 - WO 008

TestAmerica Job ID: 500-107641-3

Laboratory: TestAmerica Chicago

Unless otherwise noted, all analytes for this laboratory were covered under each certification below.

Authority	Program	EPA Region	Certification ID	Expiration Date
Illinois	NELAP	5	100201	04-30-16

The following analytes are included in this report, but certification is not offered by the governing authority:

Analysis Method	Prep Method	Matrix	Analyte
6020A	3010A	Solid	Antimony
6020A	3010A	Solid	Thallium
8260B	5035	Solid	1,3-Dichloropropene, Total
Moisture		Solid	Percent Moisture
Moisture		Solid	Percent Solids

TestAmerica

THE LEADER IN ENVIRONMENTAL TESTING

2417 Bond Street, University Park, IL 60484
 Phone: 708.534.5200 Fax: 708.534.5211

Report To _____ (optional)	Bill To _____ (optional)
Contact: _____	Contact: _____
Company: _____	Company: _____
Address: _____	Address: _____
Address: _____	Address: _____
Phone: _____	Phone: _____
Fax: _____	Fax: _____
E-Mail: _____	PO#/Reference# _____

Chain of Custody Record

Lab Job #: 500-107641

Chain of Custody Number: _____

Page _____ of _____

Temperature °C of Cooler: _____

Client		Client Project #		Preservative		Parameter		Matrix		Comments	
EE		1609341-001E-01									
Project Name		Lab Project #		# of Containers		Matrix		Matrix		Comments	
TC 30		50011661									
Project Location/State		Lab PM		Date		Time		Matrix		Comments	
Kane County, IL		D. W. J. H.									
Sampler		Sampling		Date		Time		Matrix		Comments	
S. Cooper											
Lab ID	M/S/MSD	Sample ID	Date	Time	# of Containers	Matrix					
5		3011-18-1308 (0-1)	2/16/16	1130	2	S	X	X	X	X	
6		3011-18-1306 (0-1)	2/16/16	1135	2	S	X	X	X	X	
7		3011-18-1304 (0-1)	2/16/16	1140	2	S	X	X	X	X	
8		3011-18-1302 (0-1)	2/16/16	1145	2	S	X	X	X	X	
9		3011-18-1301 (0-1)	2/16/16	1250	2	S	X	X	X	X	
10		3011-18-1301 (0-1) D	2/16/16	1258	2	S	X	X	X	X	
11		3011-18-1303 (0-1)	2/16/16	1305	2	S	X	X	X	X	
12		3011-18-1305 (0-1)	2/16/16	1310	2	S	X	X	X	X	
13		3011-18-1307 (0-1)	2/16/16	1325	2	S	X	X	X	X	
14		3011-18-1309 (0-1)	2/16/16	1330	2	S	X	X	X	X	

Turnaround Time Required (Business Days): 1 Day 2 Days 5 Days 7 Days 10 Days 15 Days Other

Requested Due Date: _____

Sample Disposal: Return to Client Disposal by Lab Archive for _____ Months (A fee may be assessed if samples are retained longer than 1 month)

Relinquished By: <u>S. Cooper</u> Company: <u>EE</u> Date: <u>2/16/16</u> Time: <u>1530</u>	Received By: <u>[Signature]</u> Company: <u>A</u> Date: <u>2/16/16</u> Time: <u>1530</u>	Lab Courier: <u>TA</u>
Relinquished By: <u>[Signature]</u> Company: <u>TA</u> Date: <u>2/16/16</u> Time: <u>1215</u>	Received By: <u>[Signature]</u> Company: <u>TA-CERT</u> Date: <u>2/17/16</u> Time: <u>0745</u>	Shipped: _____
Relinquished By: _____ Company: _____ Date: _____ Time: _____	Received By: _____ Company: _____ Date: _____ Time: _____	Hand Delivered: _____

- Matrix Key
- WW - Wastewater
 - W - Water
 - S - Soil
 - SL - Sludge
 - MS - Miscellaneous
 - OL - Oil
 - A - Air
 - SE - Sediment
 - SO - Soil
 - L - Leachate
 - WI - Wipe
 - DW - Drinking Water
 - O - Other

Client Comments: _____

Lab Comments: _____

TestAmerica

THE LEADER IN ENVIRONMENTAL TESTING

2417 Bond Street, University Park, IL 60484
 Phone: 708.534.5200 Fax: 708.534.5211

Report To (optional)
 Contact: _____
 Company: _____
 Address: _____
 Address: _____
 Phone: _____
 Fax: _____
 E-Mail: _____

Bill To (optional)
 Contact: _____
 Company: _____
 Address: _____
 Address: _____
 Phone: _____
 Fax: _____
 PO#/Reference# _____

Chain of Custody Record

Lab Job #: 500-107641
 Chain of Custody Number: _____
 Page _____ of _____
 Temperature °C of Cooler: _____

Client		Client Project #		Preservative		Parameter		Matrix		Comments	
EE		1009741-0008.d									
Project Name		Lab Project #		Date		Time		# of Containers		Matrix	
FL 78		S0011E04		2/16/16		1340		2 5		VOC	
Project Location/State		Lab PM		Date		Time		# of Containers		Matrix	
Kane County, FL		D. Wright		2/16/16		1350		2 3		SVOC	
Sampler		Lab PM		Date		Time		# of Containers		Matrix	
J. Cooper		D. Wright		2/16/16		1350		2 3		Total PCB Metals Turbidity TSS pH/90 Solids	
Lab ID	MS/MSD	Sample ID	Date	Time	# of Containers	Matrix					
15		Soil-18-B10 (0-1)	2/16/16	1340	2 5	X	X	X	X	X	
16		Soil-18-B11 (0-1)	2/16/16	1350	2 3	X	X	X	X	X	

- Preservative Key
- HCL, Cool to 4°
 - H2SO4, Cool to 4°
 - HNO3, Cool to 4°
 - NaOH, Cool to 4°
 - NaOH/Zn, Cool to 4°
 - NaHSO4
 - Cool to 4°
 - None
 - Other

Turnaround Time Required (Business Days)
 ___ 1 Day ___ 2 Days ___ 5 Days ___ 7 Days ___ 10 Days ___ 15 Days ___ Other 1 Day
 Requested Due Date: _____

Sample Disposal
 Return to Client Disposal by Lab Archive for _____ Months (A fee may be assessed if samples are retained longer than 1 month)

Relinquished By: <u>[Signature]</u> Company: <u>EE</u> Date: <u>2/16/16</u> Time: <u>1530</u>	Received By: <u>[Signature]</u> Company: <u>TA</u> Date: <u>2/16/16</u> Time: <u>1530</u>
Relinquished By: <u>[Signature]</u> Company: <u>TA</u> Date: <u>2/16/16</u> Time: <u>1715</u>	Received By: <u>[Signature]</u> Company: <u>TA-CRT</u> Date: <u>2/17/16</u> Time: <u>0948</u>

Lab Courier: [Signature]
 Shipped: _____
 Hand Delivered: _____

- Matrix Key
- WW - Wastewater
 - W - Water
 - S - Soil
 - SL - Sludge
 - MS - Miscellaneous
 - OL - Oil
 - A - Air
 - SE - Sediment
 - SO - Soil
 - L - Leachate
 - WI - Wipe
 - DW - Drinking Water
 - O - Other

Client Comments: _____

Lab Comments: _____

Login Sample Receipt Checklist

Client: Ecology and Environment, Inc.

Job Number: 500-107641-3

Login Number: 107641

List Source: TestAmerica Chicago

List Number: 1

Creator: Scott, Sherri L

Question	Answer	Comment
Radioactivity wasn't checked or is </= background as measured by a survey meter.	True	
The cooler's custody seal, if present, is intact.	True	
Sample custody seals, if present, are intact.	True	
The cooler or samples do not appear to have been compromised or tampered with.	True	
Samples were received on ice.	True	
Cooler Temperature is acceptable.	True	
Cooler Temperature is recorded.	True	2.8,2.5,3.2,3.5
COC is present.	True	
COC is filled out in ink and legible.	True	
COC is filled out with all pertinent information.	True	
Is the Field Sampler's name present on COC?	True	
There are no discrepancies between the containers received and the COC.	True	
Samples are received within Holding Time (excluding tests with immediate HTs)	True	
Sample containers have legible labels.	True	
Containers are not broken or leaking.	True	
Sample collection date/times are provided.	True	
Appropriate sample containers are used.	True	
Sample bottles are completely filled.	True	
Sample Preservation Verified.	True	
There is sufficient vol. for all requested analyses, incl. any requested MS/MSDs	True	
Containers requiring zero headspace have no headspace or bubble is <6mm (1/4").	N/A	
Multiphasic samples are not present.	True	
Samples do not require splitting or compositing.	True	
Residual Chlorine Checked.	N/A	



TestAmerica

THE LEADER IN ENVIRONMENTAL TESTING

ANALYTICAL REPORT

TestAmerica Laboratories, Inc.
TestAmerica Chicago
2417 Bond Street
University Park, IL 60484
Tel: (708)534-5200

TestAmerica Job ID: 500-107641-4
Client Project/Site: IDOT - IL 38 - WO 008

For:
Ecology and Environment, Inc.
33 West Monroe St.
Suite 1410
Chicago, Illinois 60603

Attn: Mr. Dean Tiebout

Jodie Bracken

Authorized for release by:
3/1/2016 5:25:21 PM
Jodie Bracken, Project Management Assistant II
jodie.bracken@testamericainc.com

Designee for
Richard Wright, Senior Project Manager
(708)534-5200
richard.wright@testamericainc.com

LINKS

Review your project
results through
TotalAccess

Have a Question?



Visit us at:
www.testamericainc.com

The test results in this report meet all 2003 NELAC and 2009 TNI requirements for accredited parameters, exceptions are noted in this report. This report may not be reproduced except in full, and with written approval from the laboratory. For questions please contact the Project Manager at the e-mail address or telephone number listed on this page.

This report has been electronically signed and authorized by the signatory. Electronic signature is intended to be the legally binding equivalent of a traditionally handwritten signature.

Results relate only to the items tested and the sample(s) as received by the laboratory.

1

2

3

4

5

6

7

8

9

10



Table of Contents

Cover Page	1
Table of Contents	2
Case Narrative	3
Detection Summary	4
Sample Summary	5
Client Sample Results	6
Definitions	10
Certification Summary	11
Chain of Custody	12
Receipt Checklists	13

Case Narrative

Client: Ecology and Environment, Inc.
Project/Site: IDOT - IL 38 - WO 008

TestAmerica Job ID: 500-107641-4

Job ID: 500-107641-4

Laboratory: TestAmerica Chicago

Narrative

Job Narrative 500-107641-4

Comments

No additional comments.

Receipt

The samples were received on 2/17/2016 7:45 AM; the samples arrived in good condition, properly preserved and, where required, on ice. The temperatures of the 4 coolers at receipt time were 2.5° C, 2.8° C, 3.2° C and 3.5° C.

GC/MS VOA

Method(s) 8260B: The following analyte recovered outside control limits for the LCS associated with 500-324044: Bromomethane. This is not indicative of a systematic control problem because this was a random marginal exceedance. Qualified results have been reported.

No additional analytical or quality issues were noted, other than those described above or in the Definitions/Glossary page.

GC/MS Semi VOA

Method(s) 8270D: The following sample contained one acid surrogate and/or one base/neutral surrogate outside acceptance limits: 3011-19-B01 (0-1) (500-107641-17), (500-107641-E-1-D MS) and (500-107641-E-1-E MSD). The laboratory's SOP allows one acid and one base/neutral surrogate to be outside acceptance limits; therefore, re-extraction was not performed. These results have been reported and qualified.

No additional analytical or quality issues were noted, other than those described above or in the Definitions/Glossary page.

Metals

Method(s) 6010B: The method blank for preparation batch 500-324170 and analytical batch 500-324562 contained Calcium and Magnesium above the reporting limit (RL). Associated sample(s) were not re-extracted and/or re-analyzed because results were greater than 10X the value found in the method blank.

No additional analytical or quality issues were noted, other than those described above or in the Definitions/Glossary page.

General Chemistry

No analytical or quality issues were noted, other than those described in the Definitions/Glossary page.

Organic Prep

No analytical or quality issues were noted, other than those described in the Definitions/Glossary page.

Detection Summary

Client: Ecology and Environment, Inc.
Project/Site: IDOT - IL 38 - WO 008

TestAmerica Job ID: 500-107641-4

Client Sample ID: 3011-19-B01 (0-1)

Lab Sample ID: 500-107641-17

Analyte	Result	Qualifier	RL	MDL	Unit	Dil Fac	D	Method	Prep Type
Phenanthrene	0.056		0.038	0.0053	mg/Kg	1	☼	8270D	Total/NA
Anthracene	0.013	J	0.038	0.0064	mg/Kg	1	☼	8270D	Total/NA
Fluoranthene	0.082		0.038	0.0071	mg/Kg	1	☼	8270D	Total/NA
Pyrene	0.20		0.038	0.0076	mg/Kg	1	☼	8270D	Total/NA
Benzo[a]anthracene	0.061		0.038	0.0051	mg/Kg	1	☼	8270D	Total/NA
Chrysene	0.080		0.038	0.010	mg/Kg	1	☼	8270D	Total/NA
Benzo[b]fluoranthene	0.12		0.038	0.0082	mg/Kg	1	☼	8270D	Total/NA
Benzo[k]fluoranthene	0.033	J	0.038	0.011	mg/Kg	1	☼	8270D	Total/NA
Benzo[a]pyrene	0.075		0.038	0.0074	mg/Kg	1	☼	8270D	Total/NA
Benzo[g,h,i]perylene	0.069		0.038	0.012	mg/Kg	1	☼	8270D	Total/NA
Antimony	0.23	J	1.1	0.23	mg/Kg	1	☼	6010B	Total/NA
Arsenic	3.0		0.56	0.26	mg/Kg	1	☼	6010B	Total/NA
Barium	29		0.56	0.10	mg/Kg	1	☼	6010B	Total/NA
Beryllium	0.30		0.22	0.048	mg/Kg	1	☼	6010B	Total/NA
Boron	5.9		2.8	0.39	mg/Kg	1	☼	6010B	Total/NA
Cadmium	0.11		0.11	0.032	mg/Kg	1	☼	6010B	Total/NA
Calcium	190000	B	110	36	mg/Kg	10	☼	6010B	Total/NA
Chromium	8.5	B	0.56	0.096	mg/Kg	1	☼	6010B	Total/NA
Cobalt	3.8		0.28	0.063	mg/Kg	1	☼	6010B	Total/NA
Copper	8.2		0.56	0.12	mg/Kg	1	☼	6010B	Total/NA
Iron	6300	B	11	4.3	mg/Kg	1	☼	6010B	Total/NA
Lead	51		0.28	0.14	mg/Kg	1	☼	6010B	Total/NA
Magnesium	120000	B	56	23	mg/Kg	10	☼	6010B	Total/NA
Manganese	250		0.56	0.11	mg/Kg	1	☼	6010B	Total/NA
Nickel	7.7		0.56	0.15	mg/Kg	1	☼	6010B	Total/NA
Potassium	570		28	4.5	mg/Kg	1	☼	6010B	Total/NA
Sodium	900		56	7.3	mg/Kg	1	☼	6010B	Total/NA
Vanadium	11		0.28	0.081	mg/Kg	1	☼	6010B	Total/NA
Zinc	54		1.1	0.35	mg/Kg	1	☼	6010B	Total/NA
Barium	0.39	J	0.50	0.050	mg/L	1		6010B	TCLP
Boron	0.37	J	0.50	0.050	mg/L	1		6010B	TCLP
Manganese	0.98		0.025	0.010	mg/L	1		6010B	TCLP
Zinc	0.54	B	0.50	0.020	mg/L	1		6010B	TCLP
Manganese	0.86		0.025	0.010	mg/L	1		6010B	SPLP East
Mercury	0.021		0.019	0.0099	mg/Kg	1	☼	7471B	Total/NA
pH	8.42		0.200	0.200	SU	1		9045D	Total/NA

This Detection Summary does not include radiochemical test results.

TestAmerica Chicago

Sample Summary

Client: Ecology and Environment, Inc.
Project/Site: IDOT - IL 38 - WO 008

TestAmerica Job ID: 500-107641-4

Lab Sample ID	Client Sample ID	Matrix	Collected	Received
500-107641-17	3011-19-B01 (0-1)	Solid	02/16/16 12:00	02/17/16 07:45

1

2

3

4

5

6

7

8

9

10

Client Sample Results

Client: Ecology and Environment, Inc.
Project/Site: IDOT - IL 38 - WO 008

TestAmerica Job ID: 500-107641-4

Client Sample ID: 3011-19-B01 (0-1)

Lab Sample ID: 500-107641-17

Date Collected: 02/16/16 12:00

Matrix: Solid

Date Received: 02/17/16 07:45

Percent Solids: 86.4

Method: 8260B - Volatile Organic Compounds (GC/MS)

Analyte	Result	Qualifier	RL	MDL	Unit	D	Prepared	Analyzed	Dil Fac
Acetone	<0.020		0.020	0.0039	mg/Kg	☼	02/17/16 08:40	02/23/16 12:12	1
Benzene	<0.0051		0.0051	0.0011	mg/Kg	☼	02/17/16 08:40	02/23/16 12:12	1
Bromodichloromethane	<0.0051		0.0051	0.00085	mg/Kg	☼	02/17/16 08:40	02/23/16 12:12	1
Bromoform	<0.0051		0.0051	0.0010	mg/Kg	☼	02/17/16 08:40	02/23/16 12:12	1
Bromomethane	<0.0051		0.0051	0.0019	mg/Kg	☼	02/17/16 08:40	02/23/16 12:12	1
2-Butanone (MEK)	<0.0051		0.0051	0.0018	mg/Kg	☼	02/17/16 08:40	02/23/16 12:12	1
Carbon disulfide	<0.0051		0.0051	0.0019	mg/Kg	☼	02/17/16 08:40	02/23/16 12:12	1
Carbon tetrachloride	<0.0051		0.0051	0.0011	mg/Kg	☼	02/17/16 08:40	02/23/16 12:12	1
Chlorobenzene	<0.0051		0.0051	0.0012	mg/Kg	☼	02/17/16 08:40	02/23/16 12:12	1
Chloroethane	<0.0051		0.0051	0.0021	mg/Kg	☼	02/17/16 08:40	02/23/16 12:12	1
Chloroform	<0.0051		0.0051	0.00099	mg/Kg	☼	02/17/16 08:40	02/23/16 12:12	1
Chloromethane	<0.0051		0.0051	0.0012	mg/Kg	☼	02/17/16 08:40	02/23/16 12:12	1
cis-1,2-Dichloroethene	<0.0051		0.0051	0.0010	mg/Kg	☼	02/17/16 08:40	02/23/16 12:12	1
cis-1,3-Dichloropropene	<0.0051		0.0051	0.0012	mg/Kg	☼	02/17/16 08:40	02/23/16 12:12	1
Dibromochloromethane	<0.0051		0.0051	0.00058	mg/Kg	☼	02/17/16 08:40	02/23/16 12:12	1
1,1-Dichloroethane	<0.0051		0.0051	0.0010	mg/Kg	☼	02/17/16 08:40	02/23/16 12:12	1
1,2-Dichloroethane	<0.0051		0.0051	0.00075	mg/Kg	☼	02/17/16 08:40	02/23/16 12:12	1
1,1-Dichloroethene	<0.0051		0.0051	0.0018	mg/Kg	☼	02/17/16 08:40	02/23/16 12:12	1
1,2-Dichloropropane	<0.0051		0.0051	0.0013	mg/Kg	☼	02/17/16 08:40	02/23/16 12:12	1
1,3-Dichloropropene, Total	<0.0051		0.0051	0.0014	mg/Kg	☼	02/17/16 08:40	02/23/16 12:12	1
Ethylbenzene	<0.0051		0.0051	0.0013	mg/Kg	☼	02/17/16 08:40	02/23/16 12:12	1
2-Hexanone	<0.0051		0.0051	0.0016	mg/Kg	☼	02/17/16 08:40	02/23/16 12:12	1
Methylene Chloride	<0.0051		0.0051	0.0038	mg/Kg	☼	02/17/16 08:40	02/23/16 12:12	1
4-Methyl-2-pentanone (MIBK)	<0.0051		0.0051	0.0010	mg/Kg	☼	02/17/16 08:40	02/23/16 12:12	1
Methyl tert-butyl ether	<0.0051		0.0051	0.0012	mg/Kg	☼	02/17/16 08:40	02/23/16 12:12	1
Styrene	<0.0051		0.0051	0.0012	mg/Kg	☼	02/17/16 08:40	02/23/16 12:12	1
1,1,2,2-Tetrachloroethane	<0.0051		0.0051	0.00080	mg/Kg	☼	02/17/16 08:40	02/23/16 12:12	1
Tetrachloroethene	<0.0051		0.0051	0.0011	mg/Kg	☼	02/17/16 08:40	02/23/16 12:12	1
Toluene	<0.0051		0.0051	0.0018	mg/Kg	☼	02/17/16 08:40	02/23/16 12:12	1
trans-1,2-Dichloroethene	<0.0051		0.0051	0.0013	mg/Kg	☼	02/17/16 08:40	02/23/16 12:12	1
trans-1,3-Dichloropropene	<0.0051		0.0051	0.0014	mg/Kg	☼	02/17/16 08:40	02/23/16 12:12	1
1,1,1-Trichloroethane	<0.0051		0.0051	0.0012	mg/Kg	☼	02/17/16 08:40	02/23/16 12:12	1
1,1,2-Trichloroethane	<0.0051		0.0051	0.00098	mg/Kg	☼	02/17/16 08:40	02/23/16 12:12	1
Trichloroethene	<0.0051		0.0051	0.0014	mg/Kg	☼	02/17/16 08:40	02/23/16 12:12	1
Vinyl acetate	<0.0051		0.0051	0.0014	mg/Kg	☼	02/17/16 08:40	02/23/16 12:12	1
Vinyl chloride	<0.0051		0.0051	0.0012	mg/Kg	☼	02/17/16 08:40	02/23/16 12:12	1
Xylenes, Total	<0.010		0.010	0.0019	mg/Kg	☼	02/17/16 08:40	02/23/16 12:12	1

Surrogate	%Recovery	Qualifier	Limits	Prepared	Analyzed	Dil Fac
4-Bromofluorobenzene (Surr)	100		70 - 122	02/17/16 08:40	02/23/16 12:12	1
Dibromofluoromethane	108		75 - 120	02/17/16 08:40	02/23/16 12:12	1
1,2-Dichloroethane-d4 (Surr)	117		70 - 134	02/17/16 08:40	02/23/16 12:12	1
Toluene-d8 (Surr)	109		75 - 122	02/17/16 08:40	02/23/16 12:12	1

Method: 8270D - Semivolatile Organic Compounds (GC/MS)

Analyte	Result	Qualifier	RL	MDL	Unit	D	Prepared	Analyzed	Dil Fac
Phenol	<0.19		0.19	0.084	mg/Kg	☼	02/22/16 06:59	02/28/16 19:08	1
Bis(2-chloroethyl)ether	<0.19		0.19	0.057	mg/Kg	☼	02/22/16 06:59	02/28/16 19:08	1
1,3-Dichlorobenzene	<0.19		0.19	0.043	mg/Kg	☼	02/22/16 06:59	02/28/16 19:08	1
1,4-Dichlorobenzene	<0.19		0.19	0.049	mg/Kg	☼	02/22/16 06:59	02/28/16 19:08	1

TestAmerica Chicago

Client Sample Results

Client: Ecology and Environment, Inc.
Project/Site: IDOT - IL 38 - WO 008

TestAmerica Job ID: 500-107641-4

Client Sample ID: 3011-19-B01 (0-1)

Lab Sample ID: 500-107641-17

Date Collected: 02/16/16 12:00

Matrix: Solid

Date Received: 02/17/16 07:45

Percent Solids: 86.4

Method: 8270D - Semivolatile Organic Compounds (GC/MS) (Continued)

Analyte	Result	Qualifier	RL	MDL	Unit	D	Prepared	Analyzed	Dil Fac
1,2-Dichlorobenzene	<0.19		0.19	0.045	mg/Kg	☼	02/22/16 06:59	02/28/16 19:08	1
2-Methylphenol	<0.19		0.19	0.061	mg/Kg	☼	02/22/16 06:59	02/28/16 19:08	1
2,2'-oxybis[1-chloropropane]	<0.19		0.19	0.044	mg/Kg	☼	02/22/16 06:59	02/28/16 19:08	1
N-Nitrosodi-n-propylamine	<0.077		0.077	0.046	mg/Kg	☼	02/22/16 06:59	02/28/16 19:08	1
Hexachloroethane	<0.19		0.19	0.058	mg/Kg	☼	02/22/16 06:59	02/28/16 19:08	1
2-Chlorophenol	<0.19		0.19	0.065	mg/Kg	☼	02/22/16 06:59	02/28/16 19:08	1
Nitrobenzene	<0.038		0.038	0.0095	mg/Kg	☼	02/22/16 06:59	02/28/16 19:08	1
Bis(2-chloroethoxy)methane	<0.19		0.19	0.039	mg/Kg	☼	02/22/16 06:59	02/28/16 19:08	1
1,2,4-Trichlorobenzene	<0.19		0.19	0.041	mg/Kg	☼	02/22/16 06:59	02/28/16 19:08	1
Isophorone	<0.19		0.19	0.043	mg/Kg	☼	02/22/16 06:59	02/28/16 19:08	1
2,4-Dimethylphenol	<0.38		0.38	0.14	mg/Kg	☼	02/22/16 06:59	02/28/16 19:08	1
Hexachlorobutadiene	<0.19		0.19	0.060	mg/Kg	☼	02/22/16 06:59	02/28/16 19:08	1
Naphthalene	<0.038		0.038	0.0058	mg/Kg	☼	02/22/16 06:59	02/28/16 19:08	1
2,4-Dichlorophenol	<0.38		0.38	0.090	mg/Kg	☼	02/22/16 06:59	02/28/16 19:08	1
4-Chloroaniline	<0.77		0.77	0.18	mg/Kg	☼	02/22/16 06:59	02/28/16 19:08	1
2,4,6-Trichlorophenol	<0.38		0.38	0.13	mg/Kg	☼	02/22/16 06:59	02/28/16 19:08	1
2,4,5-Trichlorophenol	<0.38		0.38	0.087	mg/Kg	☼	02/22/16 06:59	02/28/16 19:08	1
Hexachlorocyclopentadiene	<0.77		0.77	0.22	mg/Kg	☼	02/22/16 06:59	02/28/16 19:08	1
2-Methylnaphthalene	<0.038		0.038	0.0070	mg/Kg	☼	02/22/16 06:59	02/28/16 19:08	1
2-Nitroaniline	<0.19		0.19	0.051	mg/Kg	☼	02/22/16 06:59	02/28/16 19:08	1
2-Chloronaphthalene	<0.19		0.19	0.042	mg/Kg	☼	02/22/16 06:59	02/28/16 19:08	1
4-Chloro-3-methylphenol	<0.38		0.38	0.13	mg/Kg	☼	02/22/16 06:59	02/28/16 19:08	1
2,6-Dinitrotoluene	<0.19		0.19	0.075	mg/Kg	☼	02/22/16 06:59	02/28/16 19:08	1
2-Nitrophenol	<0.38		0.38	0.090	mg/Kg	☼	02/22/16 06:59	02/28/16 19:08	1
3-Nitroaniline	<0.38		0.38	0.12	mg/Kg	☼	02/22/16 06:59	02/28/16 19:08	1
Dimethyl phthalate	<0.19		0.19	0.050	mg/Kg	☼	02/22/16 06:59	02/28/16 19:08	1
2,4-Dinitrophenol	<0.77		0.77	0.67	mg/Kg	☼	02/22/16 06:59	02/28/16 19:08	1
Acenaphthylene	<0.038		0.038	0.0050	mg/Kg	☼	02/22/16 06:59	02/28/16 19:08	1
2,4-Dinitrotoluene	<0.19		0.19	0.060	mg/Kg	☼	02/22/16 06:59	02/28/16 19:08	1
Acenaphthene	<0.038		0.038	0.0068	mg/Kg	☼	02/22/16 06:59	02/28/16 19:08	1
Dibenzofuran	<0.19		0.19	0.045	mg/Kg	☼	02/22/16 06:59	02/28/16 19:08	1
4-Nitrophenol	<0.77		0.77	0.36	mg/Kg	☼	02/22/16 06:59	02/28/16 19:08	1
Fluorene	<0.038		0.038	0.0053	mg/Kg	☼	02/22/16 06:59	02/28/16 19:08	1
4-Nitroaniline	<0.38		0.38	0.16	mg/Kg	☼	02/22/16 06:59	02/28/16 19:08	1
4-Bromophenyl phenyl ether	<0.19		0.19	0.050	mg/Kg	☼	02/22/16 06:59	02/28/16 19:08	1
Hexachlorobenzene	<0.077		0.077	0.0088	mg/Kg	☼	02/22/16 06:59	02/28/16 19:08	1
Diethyl phthalate	<0.19		0.19	0.064	mg/Kg	☼	02/22/16 06:59	02/28/16 19:08	1
4-Chlorophenyl phenyl ether	<0.19		0.19	0.044	mg/Kg	☼	02/22/16 06:59	02/28/16 19:08	1
Pentachlorophenol	<0.77		0.77	0.61	mg/Kg	☼	02/22/16 06:59	02/28/16 19:08	1
N-Nitrosodiphenylamine	<0.19		0.19	0.045	mg/Kg	☼	02/22/16 06:59	02/28/16 19:08	1
4,6-Dinitro-2-methylphenol	<0.77		0.77	0.31	mg/Kg	☼	02/22/16 06:59	02/28/16 19:08	1
Phenanthrene	0.056		0.038	0.0053	mg/Kg	☼	02/22/16 06:59	02/28/16 19:08	1
Anthracene	0.013 J		0.038	0.0064	mg/Kg	☼	02/22/16 06:59	02/28/16 19:08	1
Carbazole	<0.19		0.19	0.095	mg/Kg	☼	02/22/16 06:59	02/28/16 19:08	1
Di-n-butyl phthalate	<0.19		0.19	0.058	mg/Kg	☼	02/22/16 06:59	02/28/16 19:08	1
Fluoranthene	0.082		0.038	0.0071	mg/Kg	☼	02/22/16 06:59	02/28/16 19:08	1
Pyrene	0.20		0.038	0.0076	mg/Kg	☼	02/22/16 06:59	02/28/16 19:08	1
Butyl benzyl phthalate	<0.19		0.19	0.072	mg/Kg	☼	02/22/16 06:59	02/28/16 19:08	1
Benzo[a]anthracene	0.061		0.038	0.0051	mg/Kg	☼	02/22/16 06:59	02/28/16 19:08	1

TestAmerica Chicago

Client Sample Results

Client: Ecology and Environment, Inc.
Project/Site: IDOT - IL 38 - WO 008

TestAmerica Job ID: 500-107641-4

Client Sample ID: 3011-19-B01 (0-1)

Lab Sample ID: 500-107641-17

Date Collected: 02/16/16 12:00

Matrix: Solid

Date Received: 02/17/16 07:45

Percent Solids: 86.4

Method: 8270D - Semivolatile Organic Compounds (GC/MS) (Continued)

Analyte	Result	Qualifier	RL	MDL	Unit	D	Prepared	Analyzed	Dil Fac
Chrysene	0.080		0.038	0.010	mg/Kg	☼	02/22/16 06:59	02/28/16 19:08	1
3,3'-Dichlorobenzidine	<0.19		0.19	0.053	mg/Kg	☼	02/22/16 06:59	02/28/16 19:08	1
Bis(2-ethylhexyl) phthalate	<0.19		0.19	0.069	mg/Kg	☼	02/22/16 06:59	02/28/16 19:08	1
Di-n-octyl phthalate	<0.19		0.19	0.062	mg/Kg	☼	02/22/16 06:59	02/28/16 19:08	1
Benzo[b]fluoranthene	0.12		0.038	0.0082	mg/Kg	☼	02/22/16 06:59	02/28/16 19:08	1
Benzo[k]fluoranthene	0.033 J		0.038	0.011	mg/Kg	☼	02/22/16 06:59	02/28/16 19:08	1
Benzo[a]pyrene	0.075		0.038	0.0074	mg/Kg	☼	02/22/16 06:59	02/28/16 19:08	1
Indeno[1,2,3-cd]pyrene	<0.038		0.038	0.0099	mg/Kg	☼	02/22/16 06:59	02/28/16 19:08	1
Dibenz(a,h)anthracene	<0.038		0.038	0.0073	mg/Kg	☼	02/22/16 06:59	02/28/16 19:08	1
Benzo[g,h,i]perylene	0.069		0.038	0.012	mg/Kg	☼	02/22/16 06:59	02/28/16 19:08	1
3 & 4 Methylphenol	<0.19		0.19	0.063	mg/Kg	☼	02/22/16 06:59	02/28/16 19:08	1

Surrogate	%Recovery	Qualifier	Limits	Prepared	Analyzed	Dil Fac
2-Fluorophenol	75		25 - 110	02/22/16 06:59	02/28/16 19:08	1
Phenol-d5	71		31 - 110	02/22/16 06:59	02/28/16 19:08	1
Nitrobenzene-d5	67		25 - 115	02/22/16 06:59	02/28/16 19:08	1
2-Fluorobiphenyl	74		25 - 119	02/22/16 06:59	02/28/16 19:08	1
2,4,6-Tribromophenol	82		35 - 137	02/22/16 06:59	02/28/16 19:08	1
Terphenyl-d14	201 X		36 - 134	02/22/16 06:59	02/28/16 19:08	1

Method: 6010B - Metals (ICP)

Analyte	Result	Qualifier	RL	MDL	Unit	D	Prepared	Analyzed	Dil Fac
Antimony	0.23 J		1.1	0.23	mg/Kg	☼	02/23/16 16:44	02/26/16 04:19	1
Arsenic	3.0		0.56	0.26	mg/Kg	☼	02/23/16 16:44	02/26/16 04:19	1
Barium	29		0.56	0.10	mg/Kg	☼	02/23/16 16:44	02/26/16 04:19	1
Beryllium	0.30		0.22	0.048	mg/Kg	☼	02/23/16 16:44	02/26/16 04:19	1
Boron	5.9		2.8	0.39	mg/Kg	☼	02/23/16 16:44	02/26/16 04:19	1
Cadmium	0.11		0.11	0.032	mg/Kg	☼	02/23/16 16:44	02/26/16 04:19	1
Calcium	190000 B		110	36	mg/Kg	☼	02/23/16 16:44	02/26/16 06:17	10
Chromium	8.5 B		0.56	0.096	mg/Kg	☼	02/23/16 16:44	02/26/16 04:19	1
Cobalt	3.8		0.28	0.063	mg/Kg	☼	02/23/16 16:44	02/26/16 04:19	1
Copper	8.2		0.56	0.12	mg/Kg	☼	02/23/16 16:44	02/26/16 04:19	1
Iron	6300 B		11	4.3	mg/Kg	☼	02/23/16 16:44	02/26/16 04:19	1
Lead	51		0.28	0.14	mg/Kg	☼	02/23/16 16:44	02/26/16 04:19	1
Magnesium	120000 B		56	23	mg/Kg	☼	02/23/16 16:44	02/26/16 06:17	10
Manganese	250		0.56	0.11	mg/Kg	☼	02/23/16 16:44	02/26/16 04:19	1
Nickel	7.7		0.56	0.15	mg/Kg	☼	02/23/16 16:44	02/26/16 04:19	1
Potassium	570		28	4.5	mg/Kg	☼	02/23/16 16:44	02/26/16 04:19	1
Selenium	<0.56		0.56	0.28	mg/Kg	☼	02/23/16 16:44	02/26/16 04:19	1
Silver	<0.28		0.28	0.065	mg/Kg	☼	02/23/16 16:44	02/26/16 04:19	1
Sodium	900		56	7.3	mg/Kg	☼	02/23/16 16:44	02/26/16 04:19	1
Thallium	<0.56		0.56	0.27	mg/Kg	☼	02/23/16 16:44	02/26/16 04:19	1
Vanadium	11		0.28	0.081	mg/Kg	☼	02/23/16 16:44	02/26/16 04:19	1
Zinc	54		1.1	0.35	mg/Kg	☼	02/23/16 16:44	02/26/16 04:19	1

Method: 6010B - Metals (ICP) - TCLP

Analyte	Result	Qualifier	RL	MDL	Unit	D	Prepared	Analyzed	Dil Fac
Barium	0.39 J		0.50	0.050	mg/L		02/21/16 16:00	02/23/16 22:38	1
Beryllium	<0.0040		0.0040	0.0040	mg/L		02/21/16 16:00	02/23/16 22:38	1
Boron	0.37 J		0.50	0.050	mg/L		02/21/16 16:00	02/23/16 22:38	1

TestAmerica Chicago

Client Sample Results

Client: Ecology and Environment, Inc.
Project/Site: IDOT - IL 38 - WO 008

TestAmerica Job ID: 500-107641-4

Client Sample ID: 3011-19-B01 (0-1)

Lab Sample ID: 500-107641-17

Date Collected: 02/16/16 12:00

Matrix: Solid

Date Received: 02/17/16 07:45

Percent Solids: 86.4

Method: 6010B - Metals (ICP) - TCLP (Continued)

Analyte	Result	Qualifier	RL	MDL	Unit	D	Prepared	Analyzed	Dil Fac
Cadmium	<0.0050		0.0050	0.0020	mg/L		02/21/16 16:00	02/23/16 22:38	1
Chromium	<0.025		0.025	0.010	mg/L		02/21/16 16:00	02/23/16 22:38	1
Cobalt	<0.025		0.025	0.010	mg/L		02/21/16 16:00	02/23/16 22:38	1
Iron	<0.40		0.40	0.20	mg/L		02/21/16 16:00	02/23/16 22:38	1
Lead	<0.0075		0.0075	0.0075	mg/L		02/21/16 16:00	02/23/16 22:38	1
Manganese	0.98		0.025	0.010	mg/L		02/21/16 16:00	02/23/16 22:38	1
Nickel	<0.025		0.025	0.010	mg/L		02/21/16 16:00	02/23/16 22:38	1
Selenium	<0.050		0.050	0.020	mg/L		02/21/16 16:00	02/23/16 22:38	1
Silver	<0.025		0.025	0.010	mg/L		02/21/16 16:00	02/23/16 22:38	1
Zinc	0.54	B	0.50	0.020	mg/L		02/21/16 16:00	02/23/16 22:38	1

Method: 6010B - Metals (ICP) - SPLP East

Analyte	Result	Qualifier	RL	MDL	Unit	D	Prepared	Analyzed	Dil Fac
Manganese	0.86		0.025	0.010	mg/L		02/23/16 09:20	02/25/16 05:00	1

Method: 6020A - Metals (ICP/MS) - TCLP

Analyte	Result	Qualifier	RL	MDL	Unit	D	Prepared	Analyzed	Dil Fac
Antimony	<0.0060		0.0060	0.0060	mg/L		02/21/16 16:00	02/22/16 20:39	1
Thallium	<0.0020	^	0.0020	0.0020	mg/L		02/21/16 16:00	02/22/16 20:39	1

Method: 7470A - TCLP Mercury - TCLP

Analyte	Result	Qualifier	RL	MDL	Unit	D	Prepared	Analyzed	Dil Fac
Mercury	<0.00020		0.00020	0.00020	mg/L		02/22/16 15:15	02/23/16 11:30	1

Method: 7471B - Mercury (CVAA)

Analyte	Result	Qualifier	RL	MDL	Unit	D	Prepared	Analyzed	Dil Fac
Mercury	0.021		0.019	0.0099	mg/Kg	☼	02/23/16 15:15	02/24/16 12:57	1

General Chemistry

Analyte	Result	Qualifier	RL	MDL	Unit	D	Prepared	Analyzed	Dil Fac
pH	8.42		0.200	0.200	SU			02/19/16 19:32	1

Definitions/Glossary

Client: Ecology and Environment, Inc.
Project/Site: IDOT - IL 38 - WO 008

TestAmerica Job ID: 500-107641-4

Qualifiers

GC/MS VOA

Qualifier	Qualifier Description
*	LCS or LCSD is outside acceptance limits.

GC/MS Semi VOA

Qualifier	Qualifier Description
J	Result is less than the RL but greater than or equal to the MDL and the concentration is an approximate value.
X	Surrogate is outside control limits

Metals

Qualifier	Qualifier Description
^	ICV,CCV,ICB,CCB, ISA, ISB, CRI, CRA, DLCK or MRL standard: Instrument related QC is outside acceptance limits.
J	Result is less than the RL but greater than or equal to the MDL and the concentration is an approximate value.
B	Compound was found in the blank and sample.

Glossary

Abbreviation	These commonly used abbreviations may or may not be present in this report.
α	Listed under the "D" column to designate that the result is reported on a dry weight basis
%R	Percent Recovery
CFL	Contains Free Liquid
CNF	Contains no Free Liquid
DER	Duplicate error ratio (normalized absolute difference)
Dil Fac	Dilution Factor
DL, RA, RE, IN	Indicates a Dilution, Re-analysis, Re-extraction, or additional Initial metals/anion analysis of the sample
DLC	Decision level concentration
MDA	Minimum detectable activity
EDL	Estimated Detection Limit
MDC	Minimum detectable concentration
MDL	Method Detection Limit
ML	Minimum Level (Dioxin)
NC	Not Calculated
ND	Not detected at the reporting limit (or MDL or EDL if shown)
PQL	Practical Quantitation Limit
QC	Quality Control
RER	Relative error ratio
RL	Reporting Limit or Requested Limit (Radiochemistry)
RPD	Relative Percent Difference, a measure of the relative difference between two points
TEF	Toxicity Equivalent Factor (Dioxin)
TEQ	Toxicity Equivalent Quotient (Dioxin)

Certification Summary

Client: Ecology and Environment, Inc.
Project/Site: IDOT - IL 38 - WO 008

TestAmerica Job ID: 500-107641-4

Laboratory: TestAmerica Chicago

Unless otherwise noted, all analytes for this laboratory were covered under each certification below.

Authority	Program	EPA Region	Certification ID	Expiration Date
Illinois	NELAP	5	100201	04-30-16

The following analytes are included in this report, but certification is not offered by the governing authority:

Analysis Method	Prep Method	Matrix	Analyte
6020A	3010A	Solid	Antimony
6020A	3010A	Solid	Thallium
8260B	5035	Solid	1,3-Dichloropropene, Total
Moisture		Solid	Percent Moisture
Moisture		Solid	Percent Solids

Login Sample Receipt Checklist

Client: Ecology and Environment, Inc.

Job Number: 500-107641-4

Login Number: 107641

List Source: TestAmerica Chicago

List Number: 1

Creator: Scott, Sherri L

Question	Answer	Comment
Radioactivity wasn't checked or is </= background as measured by a survey meter.	True	
The cooler's custody seal, if present, is intact.	True	
Sample custody seals, if present, are intact.	True	
The cooler or samples do not appear to have been compromised or tampered with.	True	
Samples were received on ice.	True	
Cooler Temperature is acceptable.	True	
Cooler Temperature is recorded.	True	2.8,2.5,3.2,3.5
COC is present.	True	
COC is filled out in ink and legible.	True	
COC is filled out with all pertinent information.	True	
Is the Field Sampler's name present on COC?	True	
There are no discrepancies between the containers received and the COC.	True	
Samples are received within Holding Time (excluding tests with immediate HTs)	True	
Sample containers have legible labels.	True	
Containers are not broken or leaking.	True	
Sample collection date/times are provided.	True	
Appropriate sample containers are used.	True	
Sample bottles are completely filled.	True	
Sample Preservation Verified.	True	
There is sufficient vol. for all requested analyses, incl. any requested MS/MSDs	True	
Containers requiring zero headspace have no headspace or bubble is <6mm (1/4").	N/A	
Multiphasic samples are not present.	True	
Samples do not require splitting or compositing.	True	
Residual Chlorine Checked.	N/A	





Bureau of Land • 1021 North Grand Avenue East • P.O. Box 19276 • Springfield • Illinois • 62794-9276

Uncontaminated Soil Certification by Licensed Professional Engineer or Licensed Professional Geologist for Use of Uncontaminated Soil as Fill in a CCDD or Uncontaminated Soil Fill Operation LPC-663

Revised in accordance with 35 Ill. Adm. Code 1100, as amended by PCB R2012-009 (eff. Aug. 27, 2012)

This certification form is to be used by professional engineers and professional geologists to certify, pursuant to 35 Ill. Adm. Code 1100.205(a)(1)(B), that soil (i) is uncontaminated soil and (ii) is within a pH range of 6.26 to 9.0. If you have questions about this form, please telephone the Bureau of Land Permit Section at 217/524-3300.

This form may be completed online, saved locally, printed and signed, and submitted to prospective clean construction or demolition debris (CCDD) fill operations or uncontaminated soil fill operations.

I. Source Location Information

(Describe the location of the source of the uncontaminated soil)

Project Name: FAP 347 (IL Route 38) Office Phone Number, if available: _____

Physical Site Location (address, including number and street):
48W 607 IL 38 ISGS #3011-20 (Farmstead)

City: Maple Park State: IL Zip Code: 60151

County: Kane Township: _____

Lat/Long of approximate center of site in decimal degrees (DD.ddddd) to five decimal places (e.g., 40.67890, -90.12345):

Latitude: 41.89446844 Longitude: -88.55787308
(Decimal Degrees) (-Decimal Degrees)

Identify how the lat/long data were determined:

- GPS Map Interpolation Photo Interpolation Survey Other

IEPA Site Number(s), if assigned: BOL: _____ BOW: _____ BOA: _____

II. Owner/Operator Information for Source Site

Site Owner

Site Operator

Name: Illinois Department of Transportation

Name: Illinois Department of Transportation

Street Address: 201 West Center Court

Street Address: 201 West Center Court

PO Box: _____

PO Box: _____

City: Schaumburg State: IL

City: Schaumburg State: IL

Zip Code: 60196-1096 Phone: 847-705-4159

Zip Code: 60196-1096 Phone: 847-705-4159

Contact: Sam Mead

Contact: Sam Mead

Email, if available: Sam.Mead@illinois.gov

Email, if available: Sam.Mead@illinois.gov

This Agency is authorized to require this information under Section 4 and Title X of the Environmental Protection Act (415 ILCS 5/4, 5/39). Failure to disclose this information may result in: a civil penalty of not to exceed \$50,000 for the violation and an additional civil penalty of not to exceed \$10,000 for each day during which the violation continues (415 ILCS 5/42). This form has been approved by the Forms Management Center.

Project Name: FAP 347 (IL Route 38)

Latitude: 41.89446844 Longitude: -88.55787308

Uncontaminated Site Certification

III. Basis for Certification and Attachments

For each item listed below, reference the attachments to this form that provide the required information.

- a. A Description of the soil sample points and how they were determined to be sufficient in number and appropriately located 35 Ill. Adm. Code 1100.610(a):

Location 3011-20-B01, 3011-18-B01, and 3011-18-B03 was sampled within the construction zone adjacent to ISGS #3011-20 (Farmstead). Refer to PSI Report for ISGS #3011-20 (Farmstead) including Table 4-4, and Figures 4-3A&B.

- b. Analytical soil testing results to show that soil chemical constituents comply with the maximum allowable concentrations established pursuant to 35 Ill. Adm. Code Part 1100, Subpart F and that the soil pH is within the range of 6.25 to 9.0, including the documentation of chain of custody control, a copy of the lab analysis; the accreditation status of the laboratory performing the analysis; and certification by an authorized agent of the laboratory that the analysis has been performed in accordance with the Agency's rules for the accreditation of environmental and the scope of the accreditation [35 Ill. Adm. Code 1100.201(g), 1100.205(a), 1100.610]:

See attached data summary table and associated laboratory data package J107641-5 and J107641-3.

IV. Certification Statement, Signature and Seal of Licensed Professional Engineer or Licensed Professional Geologist

I, Neil J. Brown (name of licensed professional engineer or geologist) certify under penalty of law that the information submitted, including but not limited to, all attachments and other information, is to the best of my knowledge and belief, true, accurate and complete. In accordance with the Environmental Protection Act [415 ILCS 5/22.51 or 22.51a] and 35 Ill. Adm. Code 1100.205(a), I certify that the soil from this site is uncontaminated soil. I also certify that the soil pH is within the range of 6.25 to 9.0. In addition, I certify that the soil has not been removed from the site as part of a cleanup or removal of contaminants. All necessary documentation is attached.

Any person who knowingly makes a false, fictitious, or fraudulent material statement, orally or in writing, to the Illinois EPA commits a Class 4 felony. A second or subsequent offense after conviction is a Class 3 felony. (415 ILCS 5/44(h))

Company Name: Ecology and Environment, Inc.
 Street Address: 33 West Monroe Street
 City: Chicago State: IL Zip Code: 60603
 Phone: 312-578-9243
 Neil J. Brown

Printed Name:

Neil J. Brown

Licensed Professional Engineer or
 Licensed Professional Geologist Signature:

3/17/14

Date:



P.E. or L.P.G. Seal:




Analytical Data Summary

PTB #176-001; IDOT Job #D-91-339-15; Project #P-91-141-15; WorkOrder #08A

Key to Data Tables

- MAC = Maximum Allowable Concentration of Chemical Constituent in
Uncontaminated Soil Used as Fill Material At Regulated Fill Operations
- mg/kg = Milligrams per kilogram.
- mg/L = Milligrams per liter.
- MSA = Metropolitan Statistical Area
- TACO = Tiered Approach to Corrective Action Objectives
- TCLP = Toxicity Characteristic Leaching Procedure.
- SCGIER = Soil Component of the Groundwater Ingestion Exposure Route
- SPLP = Synthetic Precipitation Leaching Procedure.
- ND = Not detected.
- NA = Not analyzed.
- J = Estimated value.
- U = Analyte was analyzed for but not detected.

Criteria Qualifiers and Shading

- † = Concentration exceeds the most stringent MAC.
- m = Concentration exceeds the MAC for an MSA.
- * = Concentration exceeds the MAC for Chicago corporate limits.
- L = The detected TCLP/SPLP concentration exceeds the TACO Tier 1 RO for the SCGIER.
-  = Concentration exceeds the most stringent MAC, but is below the MAC for an MSA.
-  = Concentration exceeds the most stringent MAC and the MAC for Chicago corporate limits.
-  = Concentration exceeds applicable comparison criteria.

**PTB #176-001; IDOT Job #D-91-339-15; Project #P-91-141-15; WorkOrder #08A
CONTAMINANTS OF CONCERN**

SITE	ISGS #3011-20 (Farmstead)	Comparison Criteria			
		MACs			TACO
BORING	3011-20-B01				
SAMPLE	3011-20-B01 (0-1)	Most Stringent	Within an MSA	Within Chicago	SCGIER
MATRIX	Soil				
DEPTH (feet)	0-1				
pH	8.21				
VOCs (None Detected)					
SVOCs (mg/kg)					
Anthracene	0.0092 J	12,000	--	--	--
Benzo[a]anthracene	0.037	0.9	1.8	1.1	--
Benzo[a]pyrene	0.065	0.09	2.1	1.3	--
Benzo[b]fluoranthene	0.094	0.9	2.1	1.5	--
Benzo[g,h,i]perylene	0.082	--	--	--	--
Benzo[k]fluoranthene	0.039	9	--	--	--
Chrysene	0.06	88	--	--	--
Fluoranthene	0.055	3,100	--	--	--
Indeno[1,2,3-cd]pyrene	0.063	0.9	1.6	0.9	--
Phenanthrene	0.037	--	--	--	--
Pyrene	0.13	2,300	--	--	--
Inorganics (mg/kg)					
Arsenic	2.4	11.3	13	--	--
Barium	18	1,500	--	--	--
Beryllium	0.2	22	--	--	--
Boron	10	40	--	--	--
Calcium	190,000	--	--	--	--
Chromium	5.7	21	--	--	--
Cobalt	3.1	20	--	--	--
Copper	7.9	2,900	--	--	--
Iron	6,200	15,000	15,900	--	--
Lead	11	107	--	--	--
Magnesium	110,000	325,000	--	--	--
Manganese	270	630	636	--	--
Nickel	7.3	100	--	--	--
Potassium	600	--	--	--	--
Sodium	590	--	--	--	--
Vanadium	8.6	550	--	--	--
Zinc	23	5,100	--	--	--
TCLP Metals (mg/L)					
Barium	0.26 J	--	--	--	2
Boron	0.35 J	--	--	--	2
Manganese	2.3 L	--	--	--	0.15
Nickel	0.013 J	--	--	--	0.1
Zinc	0.84	--	--	--	5
SPLP Metals (mg/L)					
Manganese	0.039	--	--	--	0.15

CONTAMINANTS OF CONCERN

SITE	ISGS #3011-18 (Agricultural Land)			Comparison Criteria			
	3011-18-B01		3011-18-B03	MACs			TACO
BORING	3011-18-B01		3011-18-B03	Most Stringent	Within an MSA	Within Chicago	SCGIER
SAMPLE	3011-18-B01 (0-1)	3011-18-B01 (0-1)D	3011-18-B03 (0-1)				
MATRIX	Soil	Soil	Soil				
DEPTH (feet)	0-1	0-1	0-1				
pH	8.42	8.51	8.44				
VOCs (mg/kg)							
2-Butanone (MEK)	ND U	ND U	ND U	--	--	--	--
Acetone	ND U	ND U	ND U	25	--	--	--
SVOCs (mg/kg)							
Acenaphthylene	ND U	ND U	0.0057 J	--	--	--	--
Anthracene	ND U	ND U	0.0072 J	12,000	--	--	--
Benzo[a]anthracene	0.041	0.032 J	0.04	0.9	1.8	1.1	--
Benzo[a]pyrene	0.069	0.039	0.046	0.09	2.1	1.3	--
Benzo[b]fluoranthene	0.097	0.077	0.093	0.9	2.1	1.5	--
Benzo[g,h,i]perylene	0.043	0.024 J	0.022 J	--	--	--	--
Benzo[k]fluoranthene	0.05	0.025 J	0.03 J	9	--	--	--
Chrysene	0.053	0.042	0.054	88	--	--	--
Dibenzo(a,h)anthracene	ND U	ND U	ND U	0.09	0.42	0.2	--
Fluoranthene	0.059	0.073	0.084	3,100	--	--	--
Fluorene	ND U	ND U	ND U	560	--	--	--
Indeno[1,2,3-cd]pyrene	ND U	0.022 J	0.022 J	0.9	1.6	0.9	--
Phenanthrene	0.033 J	0.026 J	0.042	--	--	--	--
Pyrene	0.12	0.088	0.11	2,300	--	--	--
Inorganics (mg/kg)							
Antimony	ND U	ND U	ND U	5	--	--	--
Arsenic	4.7	3	3.3	11.3	13	--	--
Barium	38	25	47	1,500	--	--	--
Beryllium	0.35	0.25	0.33	22	--	--	--
Boron	6.6	6.3	6.9	40	--	--	--
Cadmium	0.18	0.18	0.15	5.2	--	--	--
Calcium	110,000	150,000	110,000	--	--	--	--
Chromium	10	8.3	8.6	21	--	--	--
Cobalt	5.5	4.1	4.5	20	--	--	--
Copper	13	12	12	2,900	--	--	--
Iron	9,000	7,800	8,500	15,000	15,900	--	--
Lead	76	68	42	107	--	--	--
Magnesium	53,000	88,000	51,000	325,000	--	--	--
Manganese	370	330	320	630	636	--	--
Mercury	0.017 J	0.016 J	0.019	0.89	--	--	--
Nickel	12	9.1	10	100	--	--	--
Potassium	700	510	640	--	--	--	--
Selenium	ND U	ND U	ND U	1.3	--	--	--
Sodium	1,300	1,000	1,300	--	--	--	--
Vanadium	14	12	13	550	--	--	--
Zinc	62	51	54	5,100	--	--	--
TCLP Metals (mg/L)							
Barium	0.31 J	0.27 J	0.46 J	--	--	--	2
Boron	0.53	0.5	0.61	--	--	--	2
Chromium	ND U	ND U	ND U	--	--	--	0.1
Cobalt	ND U	ND U	ND U	--	--	--	1
Lead	ND U	ND U	ND U	--	--	--	0.0075
Manganese	0.25 J L	0.97 J L	0.36 L	--	--	--	0.15
Nickel	ND U	ND U	ND U	--	--	--	0.1
Zinc	ND U	0.13 J	0.14 J	--	--	--	5
SPLP Metals (mg/L)							
Lead	NA	NA	NA	--	--	--	0.0075
Manganese	0.8 L	0.91 L	0.76 L	--	--	--	0.15

TestAmerica

THE LEADER IN ENVIRONMENTAL TESTING

ANALYTICAL REPORT

TestAmerica Laboratories, Inc.
TestAmerica Chicago
2417 Bond Street
University Park, IL 60484
Tel: (708)534-5200

TestAmerica Job ID: 500-107641-3
Client Project/Site: IDOT - IL 38 - WO 008

For:
Ecology and Environment, Inc.
33 West Monroe St.
Suite 1410
Chicago, Illinois 60603

Attn: Mr. Dean Tiebout

Jodie Bracken

Authorized for release by:
3/1/2016 5:24:43 PM
Jodie Bracken, Project Management Assistant II
jodie.bracken@testamericainc.com

Designee for
Richard Wright, Senior Project Manager
(708)534-5200
richard.wright@testamericainc.com

LINKS

Review your project
results through
TotalAccess

Have a Question?



Visit us at:
www.testamericainc.com

The test results in this report meet all 2003 NELAC and 2009 TNI requirements for accredited parameters, exceptions are noted in this report. This report may not be reproduced except in full, and with written approval from the laboratory. For questions please contact the Project Manager at the e-mail address or telephone number listed on this page.

This report has been electronically signed and authorized by the signatory. Electronic signature is intended to be the legally binding equivalent of a traditionally handwritten signature.

Results relate only to the items tested and the sample(s) as received by the laboratory.

1

2

3

4

5

6

7

8

9

10



Table of Contents

Cover Page	1
Table of Contents	2
Case Narrative	3
Detection Summary	4
Sample Summary	14
Client Sample Results	15
Definitions	63
Certification Summary	64
Chain of Custody	65
Receipt Checklists	67

Case Narrative

Client: Ecology and Environment, Inc.
Project/Site: IDOT - IL 38 - WO 008

TestAmerica Job ID: 500-107641-3

Job ID: 500-107641-3

Laboratory: TestAmerica Chicago

Narrative

Job Narrative 500-107641-3

Comments

No additional comments.

Receipt

The samples were received on 2/17/2016 7:45 AM; the samples arrived in good condition, properly preserved and, where required, on ice. The temperatures of the 4 coolers at receipt time were 2.5° C, 2.8° C, 3.2° C and 3.5° C.

GC/MS VOA

Method(s) 8260B: The following analyte recovered outside control limits for the LCS/LCSD associated with 500-323872: Bromomethane. This is not indicative of a systematic control problem because this was a random marginal exceedance. Qualified results have been reported.

Method(s) 8260B: The following analyte recovered outside control limits for the LCS associated with 500-324044: Bromomethane. This is not indicative of a systematic control problem because this was a random marginal exceedance. Qualified results have been reported.

No additional analytical or quality issues were noted, other than those described above or in the Definitions/Glossary page.

GC/MS Semi VOA

Method(s) 8270D: The following sample contained one acid surrogate and/or one base/neutral surrogate outside acceptance limits: 3011-18-B01 (0-1) (500-107641-9), 3011-18-B05 (0-1) (500-107641-12), 3011-18-B07 (0-1) (500-107641-13), 3011-18-B10 (0-1) (500-107641-15), 3011-18-B11 (0-1) (500-107641-16), (500-107641-E-1-D MS) and (500-107641-E-1-E MSD). The laboratory's SOP allows one acid and one base/neutral surrogate to be outside acceptance limits; therefore, re-extraction was not performed. These results have been reported and qualified.

No additional analytical or quality issues were noted, other than those described above or in the Definitions/Glossary page.

Metals

Method(s) 6010B: The method blank for preparation batch 500-324170 and analytical batch 500-324562 contained Calcium and Magnesium above the reporting limit (RL). Associated sample(s) were not re-extracted and/or re-analyzed because results were greater than 10X the value found in the method blank.

Method(s) 6020A: The continuing calibration verification (CCV) associated with batch 500-324078, at lines 88 and 92 recovered above the upper control limit for Thallium. The affected samples were 500-107641-11 through 20. Also the CCVL at line 94 was outside the upper control limit for Thallium. The samples associated with these CCV and CCVL were non-detects for the affected analytes, therefore the samples were reported.

No additional analytical or quality issues were noted, other than those described above or in the Definitions/Glossary page.

General Chemistry

No analytical or quality issues were noted, other than those described in the Definitions/Glossary page.

Organic Prep

No analytical or quality issues were noted, other than those described in the Definitions/Glossary page.

Detection Summary

Client: Ecology and Environment, Inc.
Project/Site: IDOT - IL 38 - WO 008

TestAmerica Job ID: 500-107641-3



Client Sample ID: 3011-18-B01 (0-1)

Lab Sample ID: 500-107641-9

Analyte	Result	Qualifier	RL	MDL	Unit	Dil Fac	D	Method	Prep Type
Phenanthrene	0.033	J	0.039	0.0055	mg/Kg	1	☼	8270D	Total/NA
Fluoranthene	0.059		0.039	0.0073	mg/Kg	1	☼	8270D	Total/NA
Pyrene	0.12		0.039	0.0078	mg/Kg	1	☼	8270D	Total/NA
Benzo[a]anthracene	0.041		0.039	0.0053	mg/Kg	1	☼	8270D	Total/NA
Chrysene	0.053		0.039	0.011	mg/Kg	1	☼	8270D	Total/NA
Benzo[b]fluoranthene	0.097		0.039	0.0085	mg/Kg	1	☼	8270D	Total/NA
Benzo[k]fluoranthene	0.050		0.039	0.012	mg/Kg	1	☼	8270D	Total/NA
Benzo[a]pyrene	0.069		0.039	0.0076	mg/Kg	1	☼	8270D	Total/NA
Benzo[g,h,i]perylene	0.043		0.039	0.013	mg/Kg	1	☼	8270D	Total/NA
Arsenic	4.7		0.60	0.28	mg/Kg	1	☼	6010B	Total/NA
Barium	38		0.60	0.11	mg/Kg	1	☼	6010B	Total/NA
Beryllium	0.35		0.24	0.052	mg/Kg	1	☼	6010B	Total/NA
Boron	6.6		3.0	0.42	mg/Kg	1	☼	6010B	Total/NA
Cadmium	0.18		0.12	0.035	mg/Kg	1	☼	6010B	Total/NA
Calcium	110000	B	120	38	mg/Kg	10	☼	6010B	Total/NA
Chromium	10	B	0.60	0.10	mg/Kg	1	☼	6010B	Total/NA
Cobalt	5.5		0.30	0.068	mg/Kg	1	☼	6010B	Total/NA
Copper	13		0.60	0.13	mg/Kg	1	☼	6010B	Total/NA
Iron	9000	B	12	4.6	mg/Kg	1	☼	6010B	Total/NA
Lead	76		0.30	0.15	mg/Kg	1	☼	6010B	Total/NA
Magnesium	53000	B	6.0	2.4	mg/Kg	1	☼	6010B	Total/NA
Manganese	370		0.60	0.12	mg/Kg	1	☼	6010B	Total/NA
Nickel	12		0.60	0.16	mg/Kg	1	☼	6010B	Total/NA
Potassium	700		30	4.9	mg/Kg	1	☼	6010B	Total/NA
Sodium	1300		60	7.9	mg/Kg	1	☼	6010B	Total/NA
Vanadium	14		0.30	0.087	mg/Kg	1	☼	6010B	Total/NA
Zinc	62		1.2	0.38	mg/Kg	1	☼	6010B	Total/NA
Barium	0.31	J	0.50	0.050	mg/L	1		6010B	TCLP

This Detection Summary does not include radiochemical test results.

TestAmerica Chicago

Detection Summary

Client: Ecology and Environment, Inc.
Project/Site: IDOT - IL 38 - WO 008

TestAmerica Job ID: 500-107641-3

Client Sample ID: 3011-18-B01 (0-1) (Continued)

Lab Sample ID: 500-107641-9

Analyte	Result	Qualifier	RL	MDL	Unit	Dil Fac	D	Method	Prep Type
Boron	0.53		0.50	0.050	mg/L	1		6010B	TCLP
Manganese	0.25		0.025	0.010	mg/L	1		6010B	TCLP
Zinc	0.093	J B	0.50	0.020	mg/L	1		6010B	TCLP
Manganese	0.80		0.025	0.010	mg/L	1		6010B	SPLP East
Mercury	0.017	J	0.019	0.010	mg/Kg	1	☼	7471B	Total/NA
pH	8.42		0.200	0.200	SU	1		9045D	Total/NA

Client Sample ID: 3011-18-B01 (0-1)D

Lab Sample ID: 500-107641-10

Analyte	Result	Qualifier	RL	MDL	Unit	Dil Fac	D	Method	Prep Type
Phenanthrene	0.026	J	0.038	0.0053	mg/Kg	1	☼	8270D	Total/NA
Fluoranthene	0.073		0.038	0.0071	mg/Kg	1	☼	8270D	Total/NA
Pyrene	0.088		0.038	0.0076	mg/Kg	1	☼	8270D	Total/NA
Benzo[a]anthracene	0.032	J	0.038	0.0051	mg/Kg	1	☼	8270D	Total/NA
Chrysene	0.042		0.038	0.010	mg/Kg	1	☼	8270D	Total/NA
Benzo[b]fluoranthene	0.077		0.038	0.0082	mg/Kg	1	☼	8270D	Total/NA
Benzo[k]fluoranthene	0.025	J	0.038	0.011	mg/Kg	1	☼	8270D	Total/NA
Benzo[a]pyrene	0.039		0.038	0.0074	mg/Kg	1	☼	8270D	Total/NA
Indeno[1,2,3-cd]pyrene	0.022	J	0.038	0.0099	mg/Kg	1	☼	8270D	Total/NA
Benzo[g,h,i]perylene	0.024	J	0.038	0.012	mg/Kg	1	☼	8270D	Total/NA
Arsenic	3.0		0.58	0.27	mg/Kg	1	☼	6010B	Total/NA
Barium	25		0.58	0.11	mg/Kg	1	☼	6010B	Total/NA
Beryllium	0.25		0.23	0.050	mg/Kg	1	☼	6010B	Total/NA
Boron	6.3		2.9	0.40	mg/Kg	1	☼	6010B	Total/NA
Cadmium	0.18		0.12	0.033	mg/Kg	1	☼	6010B	Total/NA
Calcium	150000	B	120	37	mg/Kg	10	☼	6010B	Total/NA
Chromium	8.3	B	0.58	0.099	mg/Kg	1	☼	6010B	Total/NA
Cobalt	4.1		0.29	0.065	mg/Kg	1	☼	6010B	Total/NA
Copper	12		0.58	0.13	mg/Kg	1	☼	6010B	Total/NA
Iron	7800	B	12	4.5	mg/Kg	1	☼	6010B	Total/NA
Lead	68		0.29	0.14	mg/Kg	1	☼	6010B	Total/NA
Magnesium	88000	B	58	23	mg/Kg	10	☼	6010B	Total/NA
Manganese	330		0.58	0.11	mg/Kg	1	☼	6010B	Total/NA
Nickel	9.1		0.58	0.16	mg/Kg	1	☼	6010B	Total/NA
Potassium	510		29	4.7	mg/Kg	1	☼	6010B	Total/NA
Sodium	1000		58	7.6	mg/Kg	1	☼	6010B	Total/NA
Vanadium	12		0.29	0.084	mg/Kg	1	☼	6010B	Total/NA
Zinc	51		1.2	0.37	mg/Kg	1	☼	6010B	Total/NA
Barium	0.27	J	0.50	0.050	mg/L	1		6010B	TCLP
Boron	0.50		0.50	0.050	mg/L	1		6010B	TCLP
Manganese	0.97		0.025	0.010	mg/L	1		6010B	TCLP
Zinc	0.13	J B	0.50	0.020	mg/L	1		6010B	TCLP
Manganese	0.91		0.025	0.010	mg/L	1		6010B	SPLP East
Mercury	0.016	J	0.017	0.0090	mg/Kg	1	☼	7471B	Total/NA
pH	8.51		0.200	0.200	SU	1		9045D	Total/NA

Client Sample ID: 3011-18-B03 (0-1)

Lab Sample ID: 500-107641-11

Analyte	Result	Qualifier	RL	MDL	Unit	Dil Fac	D	Method	Prep Type
Acenaphthylene	0.0057	J	0.036	0.0048	mg/Kg	1	☼	8270D	Total/NA

This Detection Summary does not include radiochemical test results.

TestAmerica Chicago

Detection Summary

Client: Ecology and Environment, Inc.
 Project/Site: IDOT - IL 38 - WO 008

TestAmerica Job ID: 500-107641-3

Client Sample ID: 3011-18-B03 (0-1) (Continued)

Lab Sample ID: 500-107641-11

Analyte	Result	Qualifier	RL	MDL	Unit	Dil Fac	D	Method	Prep Type
Phenanthrene	0.042		0.036	0.0051	mg/Kg	1	☼	8270D	Total/NA
Anthracene	0.0072	J	0.036	0.0061	mg/Kg	1	☼	8270D	Total/NA
Fluoranthene	0.084		0.036	0.0068	mg/Kg	1	☼	8270D	Total/NA
Pyrene	0.11		0.036	0.0073	mg/Kg	1	☼	8270D	Total/NA
Benzo[a]anthracene	0.040		0.036	0.0049	mg/Kg	1	☼	8270D	Total/NA
Chrysene	0.054		0.036	0.010	mg/Kg	1	☼	8270D	Total/NA
Benzo[b]fluoranthene	0.093		0.036	0.0079	mg/Kg	1	☼	8270D	Total/NA
Benzo[k]fluoranthene	0.030	J	0.036	0.011	mg/Kg	1	☼	8270D	Total/NA
Benzo[a]pyrene	0.046		0.036	0.0071	mg/Kg	1	☼	8270D	Total/NA
Indeno[1,2,3-cd]pyrene	0.022	J	0.036	0.0095	mg/Kg	1	☼	8270D	Total/NA
Benzo[g,h,i]perylene	0.022	J	0.036	0.012	mg/Kg	1	☼	8270D	Total/NA
Arsenic	3.3		0.55	0.25	mg/Kg	1	☼	6010B	Total/NA
Barium	47		0.55	0.10	mg/Kg	1	☼	6010B	Total/NA
Beryllium	0.33		0.22	0.048	mg/Kg	1	☼	6010B	Total/NA
Boron	6.9		2.8	0.38	mg/Kg	1	☼	6010B	Total/NA
Cadmium	0.15		0.11	0.032	mg/Kg	1	☼	6010B	Total/NA
Calcium	110000	B	110	35	mg/Kg	10	☼	6010B	Total/NA
Chromium	8.6	B	0.55	0.095	mg/Kg	1	☼	6010B	Total/NA
Cobalt	4.5		0.28	0.062	mg/Kg	1	☼	6010B	Total/NA
Copper	12		0.55	0.12	mg/Kg	1	☼	6010B	Total/NA
Iron	8500	B	11	4.2	mg/Kg	1	☼	6010B	Total/NA
Lead	42		0.28	0.14	mg/Kg	1	☼	6010B	Total/NA
Magnesium	51000	B	5.5	2.2	mg/Kg	1	☼	6010B	Total/NA
Manganese	320		0.55	0.11	mg/Kg	1	☼	6010B	Total/NA
Nickel	10		0.55	0.15	mg/Kg	1	☼	6010B	Total/NA
Potassium	640		28	4.5	mg/Kg	1	☼	6010B	Total/NA
Sodium	1300		55	7.3	mg/Kg	1	☼	6010B	Total/NA
Vanadium	13		0.28	0.080	mg/Kg	1	☼	6010B	Total/NA
Zinc	54		1.1	0.35	mg/Kg	1	☼	6010B	Total/NA
Barium	0.46	J	0.50	0.050	mg/L	1		6010B	TCLP
Boron	0.61		0.50	0.050	mg/L	1		6010B	TCLP
Manganese	0.36		0.025	0.010	mg/L	1		6010B	TCLP
Zinc	0.14	J B	0.50	0.020	mg/L	1		6010B	TCLP
Manganese	0.76		0.025	0.010	mg/L	1		6010B	SPLP East
Mercury	0.019		0.018	0.0096	mg/Kg	1	☼	7471B	Total/NA
pH	8.44		0.200	0.200	SU	1		9045D	Total/NA

This Detection Summary does not include radiochemical test results.

TestAmerica Chicago

Sample Summary

Client: Ecology and Environment, Inc.
Project/Site: IDOT - IL 38 - WO 008

TestAmerica Job ID: 500-107641-3

Lab Sample ID	Client Sample ID	Matrix	Collected	Received
500-107641-9	3011-18-B01 (0-1)	Solid	02/16/16 12:50	02/17/16 07:45
500-107641-10	3011-18-B01 (0-1)D	Solid	02/16/16 12:50	02/17/16 07:45
500-107641-11	3011-18-B03 (0-1)	Solid	02/16/16 13:05	02/17/16 07:45

- 1
- 2
- 3
- 4
- 5
- 6
- 7
- 8
- 9
- 10

Client Sample Results

Client: Ecology and Environment, Inc.
Project/Site: IDOT - IL 38 - WO 008

TestAmerica Job ID: 500-107641-3

Client Sample ID: 3011-18-B01 (0-1)

Lab Sample ID: 500-107641-9

Date Collected: 02/16/16 12:50

Matrix: Solid

Date Received: 02/17/16 07:45

Percent Solids: 82.0

Method: 8260B - Volatile Organic Compounds (GC/MS)

Analyte	Result	Qualifier	RL	MDL	Unit	D	Prepared	Analyzed	Dil Fac
Acetone	<0.022		0.022	0.0042	mg/Kg	☼	02/17/16 08:40	02/22/16 18:58	1
Benzene	<0.0054		0.0054	0.0012	mg/Kg	☼	02/17/16 08:40	02/22/16 18:58	1
Bromodichloromethane	<0.0054		0.0054	0.00091	mg/Kg	☼	02/17/16 08:40	02/22/16 18:58	1
Bromoform	<0.0054		0.0054	0.0011	mg/Kg	☼	02/17/16 08:40	02/22/16 18:58	1
Bromomethane	<0.0054 *		0.0054	0.0020	mg/Kg	☼	02/17/16 08:40	02/22/16 18:58	1
2-Butanone (MEK)	<0.0054		0.0054	0.0019	mg/Kg	☼	02/17/16 08:40	02/22/16 18:58	1
Carbon disulfide	<0.0054		0.0054	0.0020	mg/Kg	☼	02/17/16 08:40	02/22/16 18:58	1
Carbon tetrachloride	<0.0054		0.0054	0.0012	mg/Kg	☼	02/17/16 08:40	02/22/16 18:58	1
Chlorobenzene	<0.0054		0.0054	0.0013	mg/Kg	☼	02/17/16 08:40	02/22/16 18:58	1
Chloroethane	<0.0054		0.0054	0.0023	mg/Kg	☼	02/17/16 08:40	02/22/16 18:58	1
Chloroform	<0.0054		0.0054	0.0011	mg/Kg	☼	02/17/16 08:40	02/22/16 18:58	1
Chloromethane	<0.0054		0.0054	0.0013	mg/Kg	☼	02/17/16 08:40	02/22/16 18:58	1
cis-1,2-Dichloroethene	<0.0054		0.0054	0.0011	mg/Kg	☼	02/17/16 08:40	02/22/16 18:58	1
cis-1,3-Dichloropropene	<0.0054		0.0054	0.0012	mg/Kg	☼	02/17/16 08:40	02/22/16 18:58	1
Dibromochloromethane	<0.0054		0.0054	0.00062	mg/Kg	☼	02/17/16 08:40	02/22/16 18:58	1
1,1-Dichloroethane	<0.0054		0.0054	0.0011	mg/Kg	☼	02/17/16 08:40	02/22/16 18:58	1
1,2-Dichloroethane	<0.0054		0.0054	0.00080	mg/Kg	☼	02/17/16 08:40	02/22/16 18:58	1
1,1-Dichloroethene	<0.0054		0.0054	0.0020	mg/Kg	☼	02/17/16 08:40	02/22/16 18:58	1
1,2-Dichloropropane	<0.0054		0.0054	0.0014	mg/Kg	☼	02/17/16 08:40	02/22/16 18:58	1
1,3-Dichloropropane, Total	<0.0054		0.0054	0.0015	mg/Kg	☼	02/17/16 08:40	02/22/16 18:58	1
Ethylbenzene	<0.0054		0.0054	0.0013	mg/Kg	☼	02/17/16 08:40	02/22/16 18:58	1
2-Hexanone	<0.0054		0.0054	0.0017	mg/Kg	☼	02/17/16 08:40	02/22/16 18:58	1
Methylene Chloride	<0.0054		0.0054	0.0041	mg/Kg	☼	02/17/16 08:40	02/22/16 18:58	1
4-Methyl-2-pentanone (MIBK)	<0.0054		0.0054	0.0011	mg/Kg	☼	02/17/16 08:40	02/22/16 18:58	1
Methyl tert-butyl ether	<0.0054		0.0054	0.0013	mg/Kg	☼	02/17/16 08:40	02/22/16 18:58	1
Styrene	<0.0054		0.0054	0.0013	mg/Kg	☼	02/17/16 08:40	02/22/16 18:58	1
1,1,2,2-Tetrachloroethane	<0.0054		0.0054	0.00086	mg/Kg	☼	02/17/16 08:40	02/22/16 18:58	1
Tetrachloroethene	<0.0054		0.0054	0.0011	mg/Kg	☼	02/17/16 08:40	02/22/16 18:58	1
Toluene	<0.0054		0.0054	0.0019	mg/Kg	☼	02/17/16 08:40	02/22/16 18:58	1
trans-1,2-Dichloroethene	<0.0054		0.0054	0.0013	mg/Kg	☼	02/17/16 08:40	02/22/16 18:58	1
trans-1,3-Dichloropropene	<0.0054		0.0054	0.0015	mg/Kg	☼	02/17/16 08:40	02/22/16 18:58	1
1,1,1-Trichloroethane	<0.0054		0.0054	0.0012	mg/Kg	☼	02/17/16 08:40	02/22/16 18:58	1
1,1,2-Trichloroethane	<0.0054		0.0054	0.0010	mg/Kg	☼	02/17/16 08:40	02/22/16 18:58	1
Trichloroethene	<0.0054		0.0054	0.0015	mg/Kg	☼	02/17/16 08:40	02/22/16 18:58	1
Vinyl acetate	<0.0054		0.0054	0.0014	mg/Kg	☼	02/17/16 08:40	02/22/16 18:58	1
Vinyl chloride	<0.0054		0.0054	0.0013	mg/Kg	☼	02/17/16 08:40	02/22/16 18:58	1
Xylenes, Total	<0.011		0.011	0.0020	mg/Kg	☼	02/17/16 08:40	02/22/16 18:58	1

Surrogate	%Recovery	Qualifier	Limits	Prepared	Analyzed	Dil Fac
4-Bromofluorobenzene (Surr)	100		70 - 122	02/17/16 08:40	02/22/16 18:58	1
Dibromofluoromethane	107		75 - 120	02/17/16 08:40	02/22/16 18:58	1
1,2-Dichloroethane-d4 (Surr)	113		70 - 134	02/17/16 08:40	02/22/16 18:58	1
Toluene-d8 (Surr)	112		75 - 122	02/17/16 08:40	02/22/16 18:58	1

Method: 8270D - Semivolatile Organic Compounds (GC/MS)

Analyte	Result	Qualifier	RL	MDL	Unit	D	Prepared	Analyzed	Dil Fac
Phenol	<0.20		0.20	0.088	mg/Kg	☼	02/22/16 06:59	02/28/16 15:49	1
Bis(2-chloroethyl)ether	<0.20		0.20	0.059	mg/Kg	☼	02/22/16 06:59	02/28/16 15:49	1
1,3-Dichlorobenzene	<0.20		0.20	0.044	mg/Kg	☼	02/22/16 06:59	02/28/16 15:49	1
1,4-Dichlorobenzene	<0.20		0.20	0.051	mg/Kg	☼	02/22/16 06:59	02/28/16 15:49	1

TestAmerica Chicago

Client Sample Results

Client: Ecology and Environment, Inc.
Project/Site: IDOT - IL 38 - WO 008

TestAmerica Job ID: 500-107641-3

Client Sample ID: 3011-18-B01 (0-1)

Lab Sample ID: 500-107641-9

Date Collected: 02/16/16 12:50

Matrix: Solid

Date Received: 02/17/16 07:45

Percent Solids: 82.0

Method: 8270D - Semivolatile Organic Compounds (GC/MS) (Continued)

Analyte	Result	Qualifier	RL	MDL	Unit	D	Prepared	Analyzed	Dil Fac
1,2-Dichlorobenzene	<0.20		0.20	0.047	mg/Kg	☼	02/22/16 06:59	02/28/16 15:49	1
2-Methylphenol	<0.20		0.20	0.063	mg/Kg	☼	02/22/16 06:59	02/28/16 15:49	1
2,2'-oxybis[1-chloropropane]	<0.20		0.20	0.046	mg/Kg	☼	02/22/16 06:59	02/28/16 15:49	1
N-Nitrosodi-n-propylamine	<0.079		0.079	0.048	mg/Kg	☼	02/22/16 06:59	02/28/16 15:49	1
Hexachloroethane	<0.20		0.20	0.060	mg/Kg	☼	02/22/16 06:59	02/28/16 15:49	1
2-Chlorophenol	<0.20		0.20	0.067	mg/Kg	☼	02/22/16 06:59	02/28/16 15:49	1
Nitrobenzene	<0.039		0.039	0.0098	mg/Kg	☼	02/22/16 06:59	02/28/16 15:49	1
Bis(2-chloroethoxy)methane	<0.20		0.20	0.040	mg/Kg	☼	02/22/16 06:59	02/28/16 15:49	1
1,2,4-Trichlorobenzene	<0.20		0.20	0.042	mg/Kg	☼	02/22/16 06:59	02/28/16 15:49	1
Isophorone	<0.20		0.20	0.044	mg/Kg	☼	02/22/16 06:59	02/28/16 15:49	1
2,4-Dimethylphenol	<0.39		0.39	0.15	mg/Kg	☼	02/22/16 06:59	02/28/16 15:49	1
Hexachlorobutadiene	<0.20		0.20	0.062	mg/Kg	☼	02/22/16 06:59	02/28/16 15:49	1
Naphthalene	<0.039		0.039	0.0061	mg/Kg	☼	02/22/16 06:59	02/28/16 15:49	1
2,4-Dichlorophenol	<0.39		0.39	0.094	mg/Kg	☼	02/22/16 06:59	02/28/16 15:49	1
4-Chloroaniline	<0.79		0.79	0.18	mg/Kg	☼	02/22/16 06:59	02/28/16 15:49	1
2,4,6-Trichlorophenol	<0.39		0.39	0.14	mg/Kg	☼	02/22/16 06:59	02/28/16 15:49	1
2,4,5-Trichlorophenol	<0.39		0.39	0.090	mg/Kg	☼	02/22/16 06:59	02/28/16 15:49	1
Hexachlorocyclopentadiene	<0.79		0.79	0.23	mg/Kg	☼	02/22/16 06:59	02/28/16 15:49	1
2-Methylnaphthalene	<0.039		0.039	0.0072	mg/Kg	☼	02/22/16 06:59	02/28/16 15:49	1
2-Nitroaniline	<0.20		0.20	0.053	mg/Kg	☼	02/22/16 06:59	02/28/16 15:49	1
2-Chloronaphthalene	<0.20		0.20	0.044	mg/Kg	☼	02/22/16 06:59	02/28/16 15:49	1
4-Chloro-3-methylphenol	<0.39		0.39	0.13	mg/Kg	☼	02/22/16 06:59	02/28/16 15:49	1
2,6-Dinitrotoluene	<0.20		0.20	0.077	mg/Kg	☼	02/22/16 06:59	02/28/16 15:49	1
2-Nitrophenol	<0.39		0.39	0.093	mg/Kg	☼	02/22/16 06:59	02/28/16 15:49	1
3-Nitroaniline	<0.39		0.39	0.12	mg/Kg	☼	02/22/16 06:59	02/28/16 15:49	1
Dimethyl phthalate	<0.20		0.20	0.051	mg/Kg	☼	02/22/16 06:59	02/28/16 15:49	1
2,4-Dinitrophenol	<0.79		0.79	0.69	mg/Kg	☼	02/22/16 06:59	02/28/16 15:49	1
Acenaphthylene	<0.039		0.039	0.0052	mg/Kg	☼	02/22/16 06:59	02/28/16 15:49	1
2,4-Dinitrotoluene	<0.20		0.20	0.063	mg/Kg	☼	02/22/16 06:59	02/28/16 15:49	1
Acenaphthene	<0.039		0.039	0.0071	mg/Kg	☼	02/22/16 06:59	02/28/16 15:49	1
Dibenzofuran	<0.20		0.20	0.046	mg/Kg	☼	02/22/16 06:59	02/28/16 15:49	1
4-Nitrophenol	<0.79		0.79	0.37	mg/Kg	☼	02/22/16 06:59	02/28/16 15:49	1
Fluorene	<0.039		0.039	0.0055	mg/Kg	☼	02/22/16 06:59	02/28/16 15:49	1
4-Nitroaniline	<0.39		0.39	0.16	mg/Kg	☼	02/22/16 06:59	02/28/16 15:49	1
4-Bromophenyl phenyl ether	<0.20		0.20	0.052	mg/Kg	☼	02/22/16 06:59	02/28/16 15:49	1
Hexachlorobenzene	<0.079		0.079	0.0091	mg/Kg	☼	02/22/16 06:59	02/28/16 15:49	1
Diethyl phthalate	<0.20		0.20	0.067	mg/Kg	☼	02/22/16 06:59	02/28/16 15:49	1
4-Chlorophenyl phenyl ether	<0.20		0.20	0.046	mg/Kg	☼	02/22/16 06:59	02/28/16 15:49	1
Pentachlorophenol	<0.79		0.79	0.63	mg/Kg	☼	02/22/16 06:59	02/28/16 15:49	1
N-Nitrosodiphenylamine	<0.20		0.20	0.046	mg/Kg	☼	02/22/16 06:59	02/28/16 15:49	1
4,6-Dinitro-2-methylphenol	<0.79		0.79	0.32	mg/Kg	☼	02/22/16 06:59	02/28/16 15:49	1
Phenanthrene	0.033	J	0.039	0.0055	mg/Kg	☼	02/22/16 06:59	02/28/16 15:49	1
Anthracene	<0.039		0.039	0.0066	mg/Kg	☼	02/22/16 06:59	02/28/16 15:49	1
Carbazole	<0.20		0.20	0.098	mg/Kg	☼	02/22/16 06:59	02/28/16 15:49	1
Di-n-butyl phthalate	<0.20		0.20	0.060	mg/Kg	☼	02/22/16 06:59	02/28/16 15:49	1
Fluoranthene	0.059		0.039	0.0073	mg/Kg	☼	02/22/16 06:59	02/28/16 15:49	1
Pyrene	0.12		0.039	0.0078	mg/Kg	☼	02/22/16 06:59	02/28/16 15:49	1
Butyl benzyl phthalate	<0.20		0.20	0.075	mg/Kg	☼	02/22/16 06:59	02/28/16 15:49	1
Benzo[a]anthracene	0.041		0.039	0.0053	mg/Kg	☼	02/22/16 06:59	02/28/16 15:49	1

TestAmerica Chicago

Client Sample Results

Client: Ecology and Environment, Inc.
Project/Site: IDOT - IL 38 - WO 008

TestAmerica Job ID: 500-107641-3

Client Sample ID: 3011-18-B01 (0-1)

Lab Sample ID: 500-107641-9

Date Collected: 02/16/16 12:50

Matrix: Solid

Date Received: 02/17/16 07:45

Percent Solids: 82.0

Method: 8270D - Semivolatile Organic Compounds (GC/MS) (Continued)

Analyte	Result	Qualifier	RL	MDL	Unit	D	Prepared	Analyzed	Dil Fac
Chrysene	0.053		0.039	0.011	mg/Kg	☼	02/22/16 06:59	02/28/16 15:49	1
3,3'-Dichlorobenzidine	<0.20		0.20	0.055	mg/Kg	☼	02/22/16 06:59	02/28/16 15:49	1
Bis(2-ethylhexyl) phthalate	<0.20		0.20	0.072	mg/Kg	☼	02/22/16 06:59	02/28/16 15:49	1
Di-n-octyl phthalate	<0.20		0.20	0.064	mg/Kg	☼	02/22/16 06:59	02/28/16 15:49	1
Benzo[b]fluoranthene	0.097		0.039	0.0085	mg/Kg	☼	02/22/16 06:59	02/28/16 15:49	1
Benzo[k]fluoranthene	0.050		0.039	0.012	mg/Kg	☼	02/22/16 06:59	02/28/16 15:49	1
Benzo[a]pyrene	0.069		0.039	0.0076	mg/Kg	☼	02/22/16 06:59	02/28/16 15:49	1
Indeno[1,2,3-cd]pyrene	<0.039		0.039	0.010	mg/Kg	☼	02/22/16 06:59	02/28/16 15:49	1
Dibenz(a,h)anthracene	<0.039		0.039	0.0076	mg/Kg	☼	02/22/16 06:59	02/28/16 15:49	1
Benzo[g,h,i]perylene	0.043		0.039	0.013	mg/Kg	☼	02/22/16 06:59	02/28/16 15:49	1
3 & 4 Methylphenol	<0.20		0.20	0.066	mg/Kg	☼	02/22/16 06:59	02/28/16 15:49	1

Surrogate	%Recovery	Qualifier	Limits	Prepared	Analyzed	Dil Fac
2-Fluorophenol	87		25 - 110	02/22/16 06:59	02/28/16 15:49	1
Phenol-d5	82		31 - 110	02/22/16 06:59	02/28/16 15:49	1
Nitrobenzene-d5	72		25 - 115	02/22/16 06:59	02/28/16 15:49	1
2-Fluorobiphenyl	74		25 - 119	02/22/16 06:59	02/28/16 15:49	1
2,4,6-Tribromophenol	75		35 - 137	02/22/16 06:59	02/28/16 15:49	1
Terphenyl-d14	177	X	36 - 134	02/22/16 06:59	02/28/16 15:49	1

Method: 6010B - Metals (ICP)

Analyte	Result	Qualifier	RL	MDL	Unit	D	Prepared	Analyzed	Dil Fac
Antimony	<1.2		1.2	0.25	mg/Kg	☼	02/23/16 16:44	02/26/16 03:30	1
Arsenic	4.7		0.60	0.28	mg/Kg	☼	02/23/16 16:44	02/26/16 03:30	1
Barium	38		0.60	0.11	mg/Kg	☼	02/23/16 16:44	02/26/16 03:30	1
Beryllium	0.35		0.24	0.052	mg/Kg	☼	02/23/16 16:44	02/26/16 03:30	1
Boron	6.6		3.0	0.42	mg/Kg	☼	02/23/16 16:44	02/26/16 03:30	1
Cadmium	0.18		0.12	0.035	mg/Kg	☼	02/23/16 16:44	02/26/16 03:30	1
Calcium	110000	B	120	38	mg/Kg	☼	02/23/16 16:44	02/26/16 05:36	10
Chromium	10	B	0.60	0.10	mg/Kg	☼	02/23/16 16:44	02/26/16 03:30	1
Cobalt	5.5		0.30	0.068	mg/Kg	☼	02/23/16 16:44	02/26/16 03:30	1
Copper	13		0.60	0.13	mg/Kg	☼	02/23/16 16:44	02/26/16 03:30	1
Iron	9000	B	12	4.6	mg/Kg	☼	02/23/16 16:44	02/26/16 03:30	1
Lead	76		0.30	0.15	mg/Kg	☼	02/23/16 16:44	02/26/16 03:30	1
Magnesium	53000	B	6.0	2.4	mg/Kg	☼	02/23/16 16:44	02/26/16 03:30	1
Manganese	370		0.60	0.12	mg/Kg	☼	02/23/16 16:44	02/26/16 03:30	1
Nickel	12		0.60	0.16	mg/Kg	☼	02/23/16 16:44	02/26/16 03:30	1
Potassium	700		30	4.9	mg/Kg	☼	02/23/16 16:44	02/26/16 03:30	1
Selenium	<0.60		0.60	0.30	mg/Kg	☼	02/23/16 16:44	02/26/16 03:30	1
Silver	<0.30		0.30	0.070	mg/Kg	☼	02/23/16 16:44	02/26/16 03:30	1
Sodium	1300		60	7.9	mg/Kg	☼	02/23/16 16:44	02/26/16 03:30	1
Thallium	<0.60		0.60	0.29	mg/Kg	☼	02/23/16 16:44	02/26/16 03:30	1
Vanadium	14		0.30	0.087	mg/Kg	☼	02/23/16 16:44	02/26/16 03:30	1
Zinc	62		1.2	0.38	mg/Kg	☼	02/23/16 16:44	02/26/16 03:30	1

Method: 6010B - Metals (ICP) - TCLP

Analyte	Result	Qualifier	RL	MDL	Unit	D	Prepared	Analyzed	Dil Fac
Barium	0.31	J	0.50	0.050	mg/L		02/21/16 16:00	02/23/16 21:08	1
Beryllium	<0.0040		0.0040	0.0040	mg/L		02/21/16 16:00	02/23/16 21:08	1
Boron	0.53		0.50	0.050	mg/L		02/21/16 16:00	02/23/16 21:08	1

TestAmerica Chicago

Client Sample Results

Client: Ecology and Environment, Inc.
Project/Site: IDOT - IL 38 - WO 008

TestAmerica Job ID: 500-107641-3

Client Sample ID: 3011-18-B01 (0-1)

Lab Sample ID: 500-107641-9

Date Collected: 02/16/16 12:50

Matrix: Solid

Date Received: 02/17/16 07:45

Percent Solids: 82.0

Method: 6010B - Metals (ICP) - TCLP (Continued)

Analyte	Result	Qualifier	RL	MDL	Unit	D	Prepared	Analyzed	Dil Fac
Cadmium	<0.0050		0.0050	0.0020	mg/L	-	02/21/16 16:00	02/23/16 21:08	1
Chromium	<0.025		0.025	0.010	mg/L	-	02/21/16 16:00	02/23/16 21:08	1
Cobalt	<0.025		0.025	0.010	mg/L	-	02/21/16 16:00	02/23/16 21:08	1
Iron	<0.40		0.40	0.20	mg/L	-	02/21/16 16:00	02/23/16 21:08	1
Lead	<0.0075		0.0075	0.0075	mg/L	-	02/21/16 16:00	02/23/16 21:08	1
Manganese	0.25		0.025	0.010	mg/L	-	02/21/16 16:00	02/23/16 21:08	1
Nickel	<0.025		0.025	0.010	mg/L	-	02/21/16 16:00	02/23/16 21:08	1
Selenium	<0.050		0.050	0.020	mg/L	-	02/21/16 16:00	02/23/16 21:08	1
Silver	<0.025		0.025	0.010	mg/L	-	02/21/16 16:00	02/23/16 21:08	1
Zinc	0.093	J B	0.50	0.020	mg/L	-	02/21/16 16:00	02/23/16 21:08	1

Method: 6010B - Metals (ICP) - SPLP East

Analyte	Result	Qualifier	RL	MDL	Unit	D	Prepared	Analyzed	Dil Fac
Manganese	0.80		0.025	0.010	mg/L	-	02/23/16 09:20	02/25/16 03:50	1

Method: 6020A - Metals (ICP/MS) - TCLP

Analyte	Result	Qualifier	RL	MDL	Unit	D	Prepared	Analyzed	Dil Fac
Antimony	<0.0060		0.0060	0.0060	mg/L	-	02/21/16 16:00	02/22/16 19:46	1
Thallium	<0.0020	^	0.0020	0.0020	mg/L	-	02/21/16 16:00	02/22/16 19:46	1

Method: 7470A - TCLP Mercury - TCLP

Analyte	Result	Qualifier	RL	MDL	Unit	D	Prepared	Analyzed	Dil Fac
Mercury	<0.00020		0.00020	0.00020	mg/L	-	02/22/16 15:15	02/23/16 11:11	1

Method: 7471B - Mercury (CVAA)

Analyte	Result	Qualifier	RL	MDL	Unit	D	Prepared	Analyzed	Dil Fac
Mercury	0.017	J	0.019	0.010	mg/Kg	☼	02/23/16 15:15	02/24/16 12:38	1

General Chemistry

Analyte	Result	Qualifier	RL	MDL	Unit	D	Prepared	Analyzed	Dil Fac
pH	8.42		0.200	0.200	SU	-		02/19/16 18:13	1

Client Sample Results

Client: Ecology and Environment, Inc.
Project/Site: IDOT - IL 38 - WO 008

TestAmerica Job ID: 500-107641-3

Client Sample ID: 3011-18-B01 (0-1)D

Lab Sample ID: 500-107641-10

Date Collected: 02/16/16 12:50

Matrix: Solid

Date Received: 02/17/16 07:45

Percent Solids: 84.3

Method: 8260B - Volatile Organic Compounds (GC/MS)

Analyte	Result	Qualifier	RL	MDL	Unit	D	Prepared	Analyzed	Dil Fac
Acetone	<0.018		0.018	0.0035	mg/Kg	☼	02/17/16 08:40	02/22/16 19:23	1
Benzene	<0.0045		0.0045	0.0010	mg/Kg	☼	02/17/16 08:40	02/22/16 19:23	1
Bromodichloromethane	<0.0045		0.0045	0.00076	mg/Kg	☼	02/17/16 08:40	02/22/16 19:23	1
Bromoform	<0.0045		0.0045	0.00092	mg/Kg	☼	02/17/16 08:40	02/22/16 19:23	1
Bromomethane	<0.0045	*	0.0045	0.0017	mg/Kg	☼	02/17/16 08:40	02/22/16 19:23	1
2-Butanone (MEK)	<0.0045		0.0045	0.0016	mg/Kg	☼	02/17/16 08:40	02/22/16 19:23	1
Carbon disulfide	<0.0045		0.0045	0.0017	mg/Kg	☼	02/17/16 08:40	02/22/16 19:23	1
Carbon tetrachloride	<0.0045		0.0045	0.00097	mg/Kg	☼	02/17/16 08:40	02/22/16 19:23	1
Chlorobenzene	<0.0045		0.0045	0.0011	mg/Kg	☼	02/17/16 08:40	02/22/16 19:23	1
Chloroethane	<0.0045		0.0045	0.0019	mg/Kg	☼	02/17/16 08:40	02/22/16 19:23	1
Chloroform	<0.0045		0.0045	0.00088	mg/Kg	☼	02/17/16 08:40	02/22/16 19:23	1
Chloromethane	<0.0045		0.0045	0.0011	mg/Kg	☼	02/17/16 08:40	02/22/16 19:23	1
cis-1,2-Dichloroethene	<0.0045		0.0045	0.00092	mg/Kg	☼	02/17/16 08:40	02/22/16 19:23	1
cis-1,3-Dichloropropene	<0.0045		0.0045	0.0010	mg/Kg	☼	02/17/16 08:40	02/22/16 19:23	1
Dibromochloromethane	<0.0045		0.0045	0.00052	mg/Kg	☼	02/17/16 08:40	02/22/16 19:23	1
1,1-Dichloroethane	<0.0045		0.0045	0.00093	mg/Kg	☼	02/17/16 08:40	02/22/16 19:23	1
1,2-Dichloroethane	<0.0045		0.0045	0.00067	mg/Kg	☼	02/17/16 08:40	02/22/16 19:23	1
1,1-Dichloroethene	<0.0045		0.0045	0.0016	mg/Kg	☼	02/17/16 08:40	02/22/16 19:23	1
1,2-Dichloropropane	<0.0045		0.0045	0.0012	mg/Kg	☼	02/17/16 08:40	02/22/16 19:23	1
1,3-Dichloropropane, Total	<0.0045		0.0045	0.0013	mg/Kg	☼	02/17/16 08:40	02/22/16 19:23	1
Ethylbenzene	<0.0045		0.0045	0.0011	mg/Kg	☼	02/17/16 08:40	02/22/16 19:23	1
2-Hexanone	<0.0045		0.0045	0.0014	mg/Kg	☼	02/17/16 08:40	02/22/16 19:23	1
Methylene Chloride	<0.0045		0.0045	0.0034	mg/Kg	☼	02/17/16 08:40	02/22/16 19:23	1
4-Methyl-2-pentanone (MIBK)	<0.0045		0.0045	0.00093	mg/Kg	☼	02/17/16 08:40	02/22/16 19:23	1
Methyl tert-butyl ether	<0.0045		0.0045	0.0011	mg/Kg	☼	02/17/16 08:40	02/22/16 19:23	1
Styrene	<0.0045		0.0045	0.0011	mg/Kg	☼	02/17/16 08:40	02/22/16 19:23	1
1,1,1,2-Tetrachloroethane	<0.0045		0.0045	0.00072	mg/Kg	☼	02/17/16 08:40	02/22/16 19:23	1
Tetrachloroethene	<0.0045		0.0045	0.00094	mg/Kg	☼	02/17/16 08:40	02/22/16 19:23	1
Toluene	<0.0045		0.0045	0.0016	mg/Kg	☼	02/17/16 08:40	02/22/16 19:23	1
trans-1,2-Dichloroethene	<0.0045		0.0045	0.0011	mg/Kg	☼	02/17/16 08:40	02/22/16 19:23	1
trans-1,3-Dichloropropene	<0.0045		0.0045	0.0013	mg/Kg	☼	02/17/16 08:40	02/22/16 19:23	1
1,1,1-Trichloroethane	<0.0045		0.0045	0.0010	mg/Kg	☼	02/17/16 08:40	02/22/16 19:23	1
1,1,2-Trichloroethane	<0.0045		0.0045	0.00088	mg/Kg	☼	02/17/16 08:40	02/22/16 19:23	1
Trichloroethene	<0.0045		0.0045	0.0012	mg/Kg	☼	02/17/16 08:40	02/22/16 19:23	1
Vinyl acetate	<0.0045		0.0045	0.0012	mg/Kg	☼	02/17/16 08:40	02/22/16 19:23	1
Vinyl chloride	<0.0045		0.0045	0.0011	mg/Kg	☼	02/17/16 08:40	02/22/16 19:23	1
Xylenes, Total	<0.0090		0.0090	0.0017	mg/Kg	☼	02/17/16 08:40	02/22/16 19:23	1

Surrogate	%Recovery	Qualifier	Limits	Prepared	Analyzed	Dil Fac
4-Bromofluorobenzene (Surr)	98		70 - 122	02/17/16 08:40	02/22/16 19:23	1
Dibromofluoromethane	105		75 - 120	02/17/16 08:40	02/22/16 19:23	1
1,2-Dichloroethane-d4 (Surr)	112		70 - 134	02/17/16 08:40	02/22/16 19:23	1
Toluene-d8 (Surr)	110		75 - 122	02/17/16 08:40	02/22/16 19:23	1

Method: 8270D - Semivolatile Organic Compounds (GC/MS)

Analyte	Result	Qualifier	RL	MDL	Unit	D	Prepared	Analyzed	Dil Fac
Phenol	<0.19		0.19	0.085	mg/Kg	☼	02/22/16 06:59	03/01/16 01:19	1
Bis(2-chloroethyl)ether	<0.19		0.19	0.057	mg/Kg	☼	02/22/16 06:59	03/01/16 01:19	1
1,3-Dichlorobenzene	<0.19		0.19	0.043	mg/Kg	☼	02/22/16 06:59	03/01/16 01:19	1
1,4-Dichlorobenzene	<0.19		0.19	0.049	mg/Kg	☼	02/22/16 06:59	03/01/16 01:19	1

TestAmerica Chicago

Client Sample Results

Client: Ecology and Environment, Inc.
Project/Site: IDOT - IL 38 - WO 008

TestAmerica Job ID: 500-107641-3

Client Sample ID: 3011-18-B01 (0-1)D

Lab Sample ID: 500-107641-10

Date Collected: 02/16/16 12:50

Matrix: Solid

Date Received: 02/17/16 07:45

Percent Solids: 84.3

Method: 8270D - Semivolatile Organic Compounds (GC/MS) (Continued)

Analyte	Result	Qualifier	RL	MDL	Unit	D	Prepared	Analyzed	Dil Fac
1,2-Dichlorobenzene	<0.19		0.19	0.046	mg/Kg	☼	02/22/16 06:59	03/01/16 01:19	1
2-Methylphenol	<0.19		0.19	0.061	mg/Kg	☼	02/22/16 06:59	03/01/16 01:19	1
2,2'-oxybis[1-chloropropane]	<0.19		0.19	0.044	mg/Kg	☼	02/22/16 06:59	03/01/16 01:19	1
N-Nitrosodi-n-propylamine	<0.077		0.077	0.047	mg/Kg	☼	02/22/16 06:59	03/01/16 01:19	1
Hexachloroethane	<0.19		0.19	0.058	mg/Kg	☼	02/22/16 06:59	03/01/16 01:19	1
2-Chlorophenol	<0.19		0.19	0.065	mg/Kg	☼	02/22/16 06:59	03/01/16 01:19	1
Nitrobenzene	<0.038		0.038	0.0095	mg/Kg	☼	02/22/16 06:59	03/01/16 01:19	1
Bis(2-chloroethoxy)methane	<0.19		0.19	0.039	mg/Kg	☼	02/22/16 06:59	03/01/16 01:19	1
1,2,4-Trichlorobenzene	<0.19		0.19	0.041	mg/Kg	☼	02/22/16 06:59	03/01/16 01:19	1
Isophorone	<0.19		0.19	0.043	mg/Kg	☼	02/22/16 06:59	03/01/16 01:19	1
2,4-Dimethylphenol	<0.38		0.38	0.14	mg/Kg	☼	02/22/16 06:59	03/01/16 01:19	1
Hexachlorobutadiene	<0.19		0.19	0.060	mg/Kg	☼	02/22/16 06:59	03/01/16 01:19	1
Naphthalene	<0.038		0.038	0.0059	mg/Kg	☼	02/22/16 06:59	03/01/16 01:19	1
2,4-Dichlorophenol	<0.38		0.38	0.091	mg/Kg	☼	02/22/16 06:59	03/01/16 01:19	1
4-Chloroaniline	<0.77		0.77	0.18	mg/Kg	☼	02/22/16 06:59	03/01/16 01:19	1
2,4,6-Trichlorophenol	<0.38		0.38	0.13	mg/Kg	☼	02/22/16 06:59	03/01/16 01:19	1
2,4,5-Trichlorophenol	<0.38		0.38	0.087	mg/Kg	☼	02/22/16 06:59	03/01/16 01:19	1
Hexachlorocyclopentadiene	<0.77		0.77	0.22	mg/Kg	☼	02/22/16 06:59	03/01/16 01:19	1
2-Methylnaphthalene	<0.038		0.038	0.0070	mg/Kg	☼	02/22/16 06:59	03/01/16 01:19	1
2-Nitroaniline	<0.19		0.19	0.051	mg/Kg	☼	02/22/16 06:59	03/01/16 01:19	1
2-Chloronaphthalene	<0.19		0.19	0.042	mg/Kg	☼	02/22/16 06:59	03/01/16 01:19	1
4-Chloro-3-methylphenol	<0.38		0.38	0.13	mg/Kg	☼	02/22/16 06:59	03/01/16 01:19	1
2,6-Dinitrotoluene	<0.19		0.19	0.075	mg/Kg	☼	02/22/16 06:59	03/01/16 01:19	1
2-Nitrophenol	<0.38		0.38	0.090	mg/Kg	☼	02/22/16 06:59	03/01/16 01:19	1
3-Nitroaniline	<0.38		0.38	0.12	mg/Kg	☼	02/22/16 06:59	03/01/16 01:19	1
Dimethyl phthalate	<0.19		0.19	0.050	mg/Kg	☼	02/22/16 06:59	03/01/16 01:19	1
2,4-Dinitrophenol	<0.77		0.77	0.67	mg/Kg	☼	02/22/16 06:59	03/01/16 01:19	1
Acenaphthylene	<0.038		0.038	0.0050	mg/Kg	☼	02/22/16 06:59	03/01/16 01:19	1
2,4-Dinitrotoluene	<0.19		0.19	0.061	mg/Kg	☼	02/22/16 06:59	03/01/16 01:19	1
Acenaphthene	<0.038		0.038	0.0069	mg/Kg	☼	02/22/16 06:59	03/01/16 01:19	1
Dibenzofuran	<0.19		0.19	0.045	mg/Kg	☼	02/22/16 06:59	03/01/16 01:19	1
4-Nitrophenol	<0.77		0.77	0.36	mg/Kg	☼	02/22/16 06:59	03/01/16 01:19	1
Fluorene	<0.038		0.038	0.0054	mg/Kg	☼	02/22/16 06:59	03/01/16 01:19	1
4-Nitroaniline	<0.38		0.38	0.16	mg/Kg	☼	02/22/16 06:59	03/01/16 01:19	1
4-Bromophenyl phenyl ether	<0.19		0.19	0.050	mg/Kg	☼	02/22/16 06:59	03/01/16 01:19	1
Hexachlorobenzene	<0.077		0.077	0.0089	mg/Kg	☼	02/22/16 06:59	03/01/16 01:19	1
Diethyl phthalate	<0.19		0.19	0.065	mg/Kg	☼	02/22/16 06:59	03/01/16 01:19	1
4-Chlorophenyl phenyl ether	<0.19		0.19	0.045	mg/Kg	☼	02/22/16 06:59	03/01/16 01:19	1
Pentachlorophenol	<0.77		0.77	0.61	mg/Kg	☼	02/22/16 06:59	03/01/16 01:19	1
N-Nitrosodiphenylamine	<0.19		0.19	0.045	mg/Kg	☼	02/22/16 06:59	03/01/16 01:19	1
4,6-Dinitro-2-methylphenol	<0.77		0.77	0.31	mg/Kg	☼	02/22/16 06:59	03/01/16 01:19	1
Phenanthrene	0.026	J	0.038	0.0053	mg/Kg	☼	02/22/16 06:59	03/01/16 01:19	1
Anthracene	<0.038		0.038	0.0064	mg/Kg	☼	02/22/16 06:59	03/01/16 01:19	1
Carbazole	<0.19		0.19	0.095	mg/Kg	☼	02/22/16 06:59	03/01/16 01:19	1
Di-n-butyl phthalate	<0.19		0.19	0.058	mg/Kg	☼	02/22/16 06:59	03/01/16 01:19	1
Fluoranthene	0.073		0.038	0.0071	mg/Kg	☼	02/22/16 06:59	03/01/16 01:19	1
Pyrene	0.088		0.038	0.0076	mg/Kg	☼	02/22/16 06:59	03/01/16 01:19	1
Butyl benzyl phthalate	<0.19		0.19	0.073	mg/Kg	☼	02/22/16 06:59	03/01/16 01:19	1
Benzo[a]anthracene	0.032	J	0.038	0.0051	mg/Kg	☼	02/22/16 06:59	03/01/16 01:19	1

TestAmerica Chicago

Client Sample Results

Client: Ecology and Environment, Inc.
Project/Site: IDOT - IL 38 - WO 008

TestAmerica Job ID: 500-107641-3

Client Sample ID: 3011-18-B01 (0-1)D

Lab Sample ID: 500-107641-10

Date Collected: 02/16/16 12:50

Matrix: Solid

Date Received: 02/17/16 07:45

Percent Solids: 84.3

Method: 8270D - Semivolatile Organic Compounds (GC/MS) (Continued)

Analyte	Result	Qualifier	RL	MDL	Unit	D	Prepared	Analyzed	Dil Fac
Chrysene	0.042		0.038	0.010	mg/Kg	☼	02/22/16 06:59	03/01/16 01:19	1
3,3'-Dichlorobenzidine	<0.19		0.19	0.053	mg/Kg	☼	02/22/16 06:59	03/01/16 01:19	1
Bis(2-ethylhexyl) phthalate	<0.19		0.19	0.070	mg/Kg	☼	02/22/16 06:59	03/01/16 01:19	1
Di-n-octyl phthalate	<0.19		0.19	0.062	mg/Kg	☼	02/22/16 06:59	03/01/16 01:19	1
Benzo[b]fluoranthene	0.077		0.038	0.0082	mg/Kg	☼	02/22/16 06:59	03/01/16 01:19	1
Benzo[k]fluoranthene	0.025 J		0.038	0.011	mg/Kg	☼	02/22/16 06:59	03/01/16 01:19	1
Benzo[a]pyrene	0.039		0.038	0.0074	mg/Kg	☼	02/22/16 06:59	03/01/16 01:19	1
Indeno[1,2,3-cd]pyrene	0.022 J		0.038	0.0099	mg/Kg	☼	02/22/16 06:59	03/01/16 01:19	1
Dibenz(a,h)anthracene	<0.038		0.038	0.0074	mg/Kg	☼	02/22/16 06:59	03/01/16 01:19	1
Benzo[g,h,i]perylene	0.024 J		0.038	0.012	mg/Kg	☼	02/22/16 06:59	03/01/16 01:19	1
3 & 4 Methylphenol	<0.19		0.19	0.064	mg/Kg	☼	02/22/16 06:59	03/01/16 01:19	1

Surrogate	%Recovery	Qualifier	Limits	Prepared	Analyzed	Dil Fac
2-Fluorophenol	75		25 - 110	02/22/16 06:59	03/01/16 01:19	1
Phenol-d5	69		31 - 110	02/22/16 06:59	03/01/16 01:19	1
Nitrobenzene-d5	65		25 - 115	02/22/16 06:59	03/01/16 01:19	1
2-Fluorobiphenyl	69		25 - 119	02/22/16 06:59	03/01/16 01:19	1
2,4,6-Tribromophenol	35		35 - 137	02/22/16 06:59	03/01/16 01:19	1
Terphenyl-d14	117		36 - 134	02/22/16 06:59	03/01/16 01:19	1

Method: 6010B - Metals (ICP)

Analyte	Result	Qualifier	RL	MDL	Unit	D	Prepared	Analyzed	Dil Fac
Antimony	<1.2		1.2	0.24	mg/Kg	☼	02/23/16 16:44	02/26/16 03:35	1
Arsenic	3.0		0.58	0.27	mg/Kg	☼	02/23/16 16:44	02/26/16 03:35	1
Barium	25		0.58	0.11	mg/Kg	☼	02/23/16 16:44	02/26/16 03:35	1
Beryllium	0.25		0.23	0.050	mg/Kg	☼	02/23/16 16:44	02/26/16 03:35	1
Boron	6.3		2.9	0.40	mg/Kg	☼	02/23/16 16:44	02/26/16 03:35	1
Cadmium	0.18		0.12	0.033	mg/Kg	☼	02/23/16 16:44	02/26/16 03:35	1
Calcium	150000 B		120	37	mg/Kg	☼	02/23/16 16:44	02/26/16 05:40	10
Chromium	8.3 B		0.58	0.099	mg/Kg	☼	02/23/16 16:44	02/26/16 03:35	1
Cobalt	4.1		0.29	0.065	mg/Kg	☼	02/23/16 16:44	02/26/16 03:35	1
Copper	12		0.58	0.13	mg/Kg	☼	02/23/16 16:44	02/26/16 03:35	1
Iron	7800 B		12	4.5	mg/Kg	☼	02/23/16 16:44	02/26/16 03:35	1
Lead	68		0.29	0.14	mg/Kg	☼	02/23/16 16:44	02/26/16 03:35	1
Magnesium	88000 B		58	23	mg/Kg	☼	02/23/16 16:44	02/26/16 05:40	10
Manganese	330		0.58	0.11	mg/Kg	☼	02/23/16 16:44	02/26/16 03:35	1
Nickel	9.1		0.58	0.16	mg/Kg	☼	02/23/16 16:44	02/26/16 03:35	1
Potassium	510		29	4.7	mg/Kg	☼	02/23/16 16:44	02/26/16 03:35	1
Selenium	<0.58		0.58	0.29	mg/Kg	☼	02/23/16 16:44	02/26/16 03:35	1
Silver	<0.29		0.29	0.068	mg/Kg	☼	02/23/16 16:44	02/26/16 03:35	1
Sodium	1000		58	7.6	mg/Kg	☼	02/23/16 16:44	02/26/16 03:35	1
Thallium	<0.58		0.58	0.28	mg/Kg	☼	02/23/16 16:44	02/26/16 03:35	1
Vanadium	12		0.29	0.084	mg/Kg	☼	02/23/16 16:44	02/26/16 03:35	1
Zinc	51		1.2	0.37	mg/Kg	☼	02/23/16 16:44	02/26/16 03:35	1

Method: 6010B - Metals (ICP) - TCLP

Analyte	Result	Qualifier	RL	MDL	Unit	D	Prepared	Analyzed	Dil Fac
Barium	0.27 J		0.50	0.050	mg/L		02/21/16 16:00	02/23/16 21:15	1
Beryllium	<0.0040		0.0040	0.0040	mg/L		02/21/16 16:00	02/23/16 21:15	1
Boron	0.50		0.50	0.050	mg/L		02/21/16 16:00	02/23/16 21:15	1

TestAmerica Chicago

Client Sample Results

Client: Ecology and Environment, Inc.
Project/Site: IDOT - IL 38 - WO 008

TestAmerica Job ID: 500-107641-3

Client Sample ID: 3011-18-B01 (0-1)D

Lab Sample ID: 500-107641-10

Date Collected: 02/16/16 12:50

Matrix: Solid

Date Received: 02/17/16 07:45

Percent Solids: 84.3

Method: 6010B - Metals (ICP) - TCLP (Continued)

Analyte	Result	Qualifier	RL	MDL	Unit	D	Prepared	Analyzed	Dil Fac
Cadmium	<0.0050		0.0050	0.0020	mg/L		02/21/16 16:00	02/23/16 21:15	1
Chromium	<0.025		0.025	0.010	mg/L		02/21/16 16:00	02/23/16 21:15	1
Cobalt	<0.025		0.025	0.010	mg/L		02/21/16 16:00	02/23/16 21:15	1
Iron	<0.40		0.40	0.20	mg/L		02/21/16 16:00	02/23/16 21:15	1
Lead	<0.0075		0.0075	0.0075	mg/L		02/21/16 16:00	02/23/16 21:15	1
Manganese	0.97		0.025	0.010	mg/L		02/21/16 16:00	02/23/16 21:15	1
Nickel	<0.025		0.025	0.010	mg/L		02/21/16 16:00	02/23/16 21:15	1
Selenium	<0.050		0.050	0.020	mg/L		02/21/16 16:00	02/23/16 21:15	1
Silver	<0.025		0.025	0.010	mg/L		02/21/16 16:00	02/23/16 21:15	1
Zinc	0.13	J B	0.50	0.020	mg/L		02/21/16 16:00	02/23/16 21:15	1

Method: 6010B - Metals (ICP) - SPLP East

Analyte	Result	Qualifier	RL	MDL	Unit	D	Prepared	Analyzed	Dil Fac
Manganese	0.91		0.025	0.010	mg/L		02/23/16 09:20	02/25/16 03:57	1

Method: 6020A - Metals (ICP/MS) - TCLP

Analyte	Result	Qualifier	RL	MDL	Unit	D	Prepared	Analyzed	Dil Fac
Antimony	<0.0060		0.0060	0.0060	mg/L		02/21/16 16:00	02/22/16 19:50	1
Thallium	<0.0020	^	0.0020	0.0020	mg/L		02/21/16 16:00	02/22/16 19:50	1

Method: 7470A - TCLP Mercury - TCLP

Analyte	Result	Qualifier	RL	MDL	Unit	D	Prepared	Analyzed	Dil Fac
Mercury	<0.00020		0.00020	0.00020	mg/L		02/22/16 15:15	02/23/16 11:16	1

Method: 7471B - Mercury (CVAA)

Analyte	Result	Qualifier	RL	MDL	Unit	D	Prepared	Analyzed	Dil Fac
Mercury	0.016	J	0.017	0.0090	mg/Kg	☼	02/23/16 15:15	02/24/16 12:40	1

General Chemistry

Analyte	Result	Qualifier	RL	MDL	Unit	D	Prepared	Analyzed	Dil Fac
pH	8.51		0.200	0.200	SU			02/19/16 18:23	1

Client Sample Results

Client: Ecology and Environment, Inc.
Project/Site: IDOT - IL 38 - WO 008

TestAmerica Job ID: 500-107641-3

Client Sample ID: 3011-18-B03 (0-1)

Lab Sample ID: 500-107641-11

Date Collected: 02/16/16 13:05

Matrix: Solid

Date Received: 02/17/16 07:45

Percent Solids: 88.1

Method: 8260B - Volatile Organic Compounds (GC/MS)

Analyte	Result	Qualifier	RL	MDL	Unit	D	Prepared	Analyzed	Dil Fac
Acetone	<0.018		0.018	0.0035	mg/Kg	☼	02/17/16 08:40	02/22/16 19:48	1
Benzene	<0.0046		0.0046	0.0010	mg/Kg	☼	02/17/16 08:40	02/22/16 19:48	1
Bromodichloromethane	<0.0046		0.0046	0.00077	mg/Kg	☼	02/17/16 08:40	02/22/16 19:48	1
Bromoform	<0.0046		0.0046	0.00094	mg/Kg	☼	02/17/16 08:40	02/22/16 19:48	1
Bromomethane	<0.0046	*	0.0046	0.0017	mg/Kg	☼	02/17/16 08:40	02/22/16 19:48	1
2-Butanone (MEK)	<0.0046		0.0046	0.0016	mg/Kg	☼	02/17/16 08:40	02/22/16 19:48	1
Carbon disulfide	<0.0046		0.0046	0.0017	mg/Kg	☼	02/17/16 08:40	02/22/16 19:48	1
Carbon tetrachloride	<0.0046		0.0046	0.00098	mg/Kg	☼	02/17/16 08:40	02/22/16 19:48	1
Chlorobenzene	<0.0046		0.0046	0.0011	mg/Kg	☼	02/17/16 08:40	02/22/16 19:48	1
Chloroethane	<0.0046		0.0046	0.0019	mg/Kg	☼	02/17/16 08:40	02/22/16 19:48	1
Chloroform	<0.0046		0.0046	0.00089	mg/Kg	☼	02/17/16 08:40	02/22/16 19:48	1
Chloromethane	<0.0046		0.0046	0.0011	mg/Kg	☼	02/17/16 08:40	02/22/16 19:48	1
cis-1,2-Dichloroethene	<0.0046		0.0046	0.00094	mg/Kg	☼	02/17/16 08:40	02/22/16 19:48	1
cis-1,3-Dichloropropene	<0.0046		0.0046	0.0010	mg/Kg	☼	02/17/16 08:40	02/22/16 19:48	1
Dibromochloromethane	<0.0046		0.0046	0.00053	mg/Kg	☼	02/17/16 08:40	02/22/16 19:48	1
1,1-Dichloroethane	<0.0046		0.0046	0.00094	mg/Kg	☼	02/17/16 08:40	02/22/16 19:48	1
1,2-Dichloroethane	<0.0046		0.0046	0.00068	mg/Kg	☼	02/17/16 08:40	02/22/16 19:48	1
1,1-Dichloroethene	<0.0046		0.0046	0.0017	mg/Kg	☼	02/17/16 08:40	02/22/16 19:48	1
1,2-Dichloropropane	<0.0046		0.0046	0.0012	mg/Kg	☼	02/17/16 08:40	02/22/16 19:48	1
1,3-Dichloropropane, Total	<0.0046		0.0046	0.0013	mg/Kg	☼	02/17/16 08:40	02/22/16 19:48	1
Ethylbenzene	<0.0046		0.0046	0.0011	mg/Kg	☼	02/17/16 08:40	02/22/16 19:48	1
2-Hexanone	<0.0046		0.0046	0.0014	mg/Kg	☼	02/17/16 08:40	02/22/16 19:48	1
Methylene Chloride	<0.0046		0.0046	0.0035	mg/Kg	☼	02/17/16 08:40	02/22/16 19:48	1
4-Methyl-2-pentanone (MIBK)	<0.0046		0.0046	0.00094	mg/Kg	☼	02/17/16 08:40	02/22/16 19:48	1
Methyl tert-butyl ether	<0.0046		0.0046	0.0011	mg/Kg	☼	02/17/16 08:40	02/22/16 19:48	1
Styrene	<0.0046		0.0046	0.0011	mg/Kg	☼	02/17/16 08:40	02/22/16 19:48	1
1,1,2,2-Tetrachloroethane	<0.0046		0.0046	0.00073	mg/Kg	☼	02/17/16 08:40	02/22/16 19:48	1
Tetrachloroethene	<0.0046		0.0046	0.00095	mg/Kg	☼	02/17/16 08:40	02/22/16 19:48	1
Toluene	<0.0046		0.0046	0.0016	mg/Kg	☼	02/17/16 08:40	02/22/16 19:48	1
trans-1,2-Dichloroethene	<0.0046		0.0046	0.0011	mg/Kg	☼	02/17/16 08:40	02/22/16 19:48	1
trans-1,3-Dichloropropene	<0.0046		0.0046	0.0013	mg/Kg	☼	02/17/16 08:40	02/22/16 19:48	1
1,1,1-Trichloroethane	<0.0046		0.0046	0.0011	mg/Kg	☼	02/17/16 08:40	02/22/16 19:48	1
1,1,2-Trichloroethane	<0.0046		0.0046	0.00089	mg/Kg	☼	02/17/16 08:40	02/22/16 19:48	1
Trichloroethene	<0.0046		0.0046	0.0012	mg/Kg	☼	02/17/16 08:40	02/22/16 19:48	1
Vinyl acetate	<0.0046		0.0046	0.0012	mg/Kg	☼	02/17/16 08:40	02/22/16 19:48	1
Vinyl chloride	<0.0046		0.0046	0.0011	mg/Kg	☼	02/17/16 08:40	02/22/16 19:48	1
Xylenes, Total	<0.0092		0.0092	0.0017	mg/Kg	☼	02/17/16 08:40	02/22/16 19:48	1

Surrogate	%Recovery	Qualifier	Limits	Prepared	Analyzed	Dil Fac
4-Bromofluorobenzene (Surr)	98		70 - 122	02/17/16 08:40	02/22/16 19:48	1
Dibromofluoromethane	107		75 - 120	02/17/16 08:40	02/22/16 19:48	1
1,2-Dichloroethane-d4 (Surr)	112		70 - 134	02/17/16 08:40	02/22/16 19:48	1
Toluene-d8 (Surr)	108		75 - 122	02/17/16 08:40	02/22/16 19:48	1

Method: 8270D - Semivolatile Organic Compounds (GC/MS)

Analyte	Result	Qualifier	RL	MDL	Unit	D	Prepared	Analyzed	Dil Fac
Phenol	<0.18		0.18	0.081	mg/Kg	☼	02/22/16 06:59	03/01/16 01:48	1
Bis(2-chloroethyl)ether	<0.18		0.18	0.055	mg/Kg	☼	02/22/16 06:59	03/01/16 01:48	1
1,3-Dichlorobenzene	<0.18		0.18	0.041	mg/Kg	☼	02/22/16 06:59	03/01/16 01:48	1
1,4-Dichlorobenzene	<0.18		0.18	0.047	mg/Kg	☼	02/22/16 06:59	03/01/16 01:48	1

TestAmerica Chicago

Client Sample Results

Client: Ecology and Environment, Inc.
Project/Site: IDOT - IL 38 - WO 008

TestAmerica Job ID: 500-107641-3

Client Sample ID: 3011-18-B03 (0-1)

Lab Sample ID: 500-107641-11

Date Collected: 02/16/16 13:05

Matrix: Solid

Date Received: 02/17/16 07:45

Percent Solids: 88.1

Method: 8270D - Semivolatile Organic Compounds (GC/MS) (Continued)

Analyte	Result	Qualifier	RL	MDL	Unit	D	Prepared	Analyzed	Dil Fac
1,2-Dichlorobenzene	<0.18		0.18	0.044	mg/Kg	☼	02/22/16 06:59	03/01/16 01:48	1
2-Methylphenol	<0.18		0.18	0.059	mg/Kg	☼	02/22/16 06:59	03/01/16 01:48	1
2,2'-oxybis[1-chloropropane]	<0.18		0.18	0.042	mg/Kg	☼	02/22/16 06:59	03/01/16 01:48	1
N-Nitrosodi-n-propylamine	<0.074		0.074	0.045	mg/Kg	☼	02/22/16 06:59	03/01/16 01:48	1
Hexachloroethane	<0.18		0.18	0.056	mg/Kg	☼	02/22/16 06:59	03/01/16 01:48	1
2-Chlorophenol	<0.18		0.18	0.062	mg/Kg	☼	02/22/16 06:59	03/01/16 01:48	1
Nitrobenzene	<0.036		0.036	0.0091	mg/Kg	☼	02/22/16 06:59	03/01/16 01:48	1
Bis(2-chloroethoxy)methane	<0.18		0.18	0.037	mg/Kg	☼	02/22/16 06:59	03/01/16 01:48	1
1,2,4-Trichlorobenzene	<0.18		0.18	0.039	mg/Kg	☼	02/22/16 06:59	03/01/16 01:48	1
Isophorone	<0.18		0.18	0.041	mg/Kg	☼	02/22/16 06:59	03/01/16 01:48	1
2,4-Dimethylphenol	<0.36		0.36	0.14	mg/Kg	☼	02/22/16 06:59	03/01/16 01:48	1
Hexachlorobutadiene	<0.18		0.18	0.057	mg/Kg	☼	02/22/16 06:59	03/01/16 01:48	1
Naphthalene	<0.036		0.036	0.0056	mg/Kg	☼	02/22/16 06:59	03/01/16 01:48	1
2,4-Dichlorophenol	<0.36		0.36	0.087	mg/Kg	☼	02/22/16 06:59	03/01/16 01:48	1
4-Chloroaniline	<0.74		0.74	0.17	mg/Kg	☼	02/22/16 06:59	03/01/16 01:48	1
2,4,6-Trichlorophenol	<0.36		0.36	0.13	mg/Kg	☼	02/22/16 06:59	03/01/16 01:48	1
2,4,5-Trichlorophenol	<0.36		0.36	0.083	mg/Kg	☼	02/22/16 06:59	03/01/16 01:48	1
Hexachlorocyclopentadiene	<0.74		0.74	0.21	mg/Kg	☼	02/22/16 06:59	03/01/16 01:48	1
2-Methylnaphthalene	<0.036		0.036	0.0067	mg/Kg	☼	02/22/16 06:59	03/01/16 01:48	1
2-Nitroaniline	<0.18		0.18	0.049	mg/Kg	☼	02/22/16 06:59	03/01/16 01:48	1
2-Chloronaphthalene	<0.18		0.18	0.040	mg/Kg	☼	02/22/16 06:59	03/01/16 01:48	1
4-Chloro-3-methylphenol	<0.36		0.36	0.12	mg/Kg	☼	02/22/16 06:59	03/01/16 01:48	1
2,6-Dinitrotoluene	<0.18		0.18	0.072	mg/Kg	☼	02/22/16 06:59	03/01/16 01:48	1
2-Nitrophenol	<0.36		0.36	0.086	mg/Kg	☼	02/22/16 06:59	03/01/16 01:48	1
3-Nitroaniline	<0.36		0.36	0.11	mg/Kg	☼	02/22/16 06:59	03/01/16 01:48	1
Dimethyl phthalate	<0.18		0.18	0.048	mg/Kg	☼	02/22/16 06:59	03/01/16 01:48	1
2,4-Dinitrophenol	<0.74		0.74	0.64	mg/Kg	☼	02/22/16 06:59	03/01/16 01:48	1
Acenaphthylene	0.0057	J	0.036	0.0048	mg/Kg	☼	02/22/16 06:59	03/01/16 01:48	1
2,4-Dinitrotoluene	<0.18		0.18	0.058	mg/Kg	☼	02/22/16 06:59	03/01/16 01:48	1
Acenaphthene	<0.036		0.036	0.0066	mg/Kg	☼	02/22/16 06:59	03/01/16 01:48	1
Dibenzofuran	<0.18		0.18	0.043	mg/Kg	☼	02/22/16 06:59	03/01/16 01:48	1
4-Nitrophenol	<0.74		0.74	0.35	mg/Kg	☼	02/22/16 06:59	03/01/16 01:48	1
Fluorene	<0.036		0.036	0.0051	mg/Kg	☼	02/22/16 06:59	03/01/16 01:48	1
4-Nitroaniline	<0.36		0.36	0.15	mg/Kg	☼	02/22/16 06:59	03/01/16 01:48	1
4-Bromophenyl phenyl ether	<0.18		0.18	0.048	mg/Kg	☼	02/22/16 06:59	03/01/16 01:48	1
Hexachlorobenzene	<0.074		0.074	0.0085	mg/Kg	☼	02/22/16 06:59	03/01/16 01:48	1
Diethyl phthalate	<0.18		0.18	0.062	mg/Kg	☼	02/22/16 06:59	03/01/16 01:48	1
4-Chlorophenyl phenyl ether	<0.18		0.18	0.043	mg/Kg	☼	02/22/16 06:59	03/01/16 01:48	1
Pentachlorophenol	<0.74		0.74	0.59	mg/Kg	☼	02/22/16 06:59	03/01/16 01:48	1
N-Nitrosodiphenylamine	<0.18		0.18	0.043	mg/Kg	☼	02/22/16 06:59	03/01/16 01:48	1
4,6-Dinitro-2-methylphenol	<0.74		0.74	0.29	mg/Kg	☼	02/22/16 06:59	03/01/16 01:48	1
Phenanthrene	0.042		0.036	0.0051	mg/Kg	☼	02/22/16 06:59	03/01/16 01:48	1
Anthracene	0.0072	J	0.036	0.0061	mg/Kg	☼	02/22/16 06:59	03/01/16 01:48	1
Carbazole	<0.18		0.18	0.091	mg/Kg	☼	02/22/16 06:59	03/01/16 01:48	1
Di-n-butyl phthalate	<0.18		0.18	0.056	mg/Kg	☼	02/22/16 06:59	03/01/16 01:48	1
Fluoranthene	0.084		0.036	0.0068	mg/Kg	☼	02/22/16 06:59	03/01/16 01:48	1
Pyrene	0.11		0.036	0.0073	mg/Kg	☼	02/22/16 06:59	03/01/16 01:48	1
Butyl benzyl phthalate	<0.18		0.18	0.070	mg/Kg	☼	02/22/16 06:59	03/01/16 01:48	1
Benzo[a]anthracene	0.040		0.036	0.0049	mg/Kg	☼	02/22/16 06:59	03/01/16 01:48	1

TestAmerica Chicago

Client Sample Results

Client: Ecology and Environment, Inc.
Project/Site: IDOT - IL 38 - WO 008

TestAmerica Job ID: 500-107641-3

Client Sample ID: 3011-18-B03 (0-1)

Lab Sample ID: 500-107641-11

Date Collected: 02/16/16 13:05

Matrix: Solid

Date Received: 02/17/16 07:45

Percent Solids: 88.1

Method: 8270D - Semivolatile Organic Compounds (GC/MS) (Continued)

Analyte	Result	Qualifier	RL	MDL	Unit	D	Prepared	Analyzed	Dil Fac
Chrysene	0.054		0.036	0.010	mg/Kg	☼	02/22/16 06:59	03/01/16 01:48	1
3,3'-Dichlorobenzidine	<0.18		0.18	0.051	mg/Kg	☼	02/22/16 06:59	03/01/16 01:48	1
Bis(2-ethylhexyl) phthalate	<0.18		0.18	0.067	mg/Kg	☼	02/22/16 06:59	03/01/16 01:48	1
Di-n-octyl phthalate	<0.18		0.18	0.060	mg/Kg	☼	02/22/16 06:59	03/01/16 01:48	1
Benzo[b]fluoranthene	0.093		0.036	0.0079	mg/Kg	☼	02/22/16 06:59	03/01/16 01:48	1
Benzo[k]fluoranthene	0.030	J	0.036	0.011	mg/Kg	☼	02/22/16 06:59	03/01/16 01:48	1
Benzo[a]pyrene	0.046		0.036	0.0071	mg/Kg	☼	02/22/16 06:59	03/01/16 01:48	1
Indeno[1,2,3-cd]pyrene	0.022	J	0.036	0.0095	mg/Kg	☼	02/22/16 06:59	03/01/16 01:48	1
Dibenz(a,h)anthracene	<0.036		0.036	0.0071	mg/Kg	☼	02/22/16 06:59	03/01/16 01:48	1
Benzo[g,h,i]perylene	0.022	J	0.036	0.012	mg/Kg	☼	02/22/16 06:59	03/01/16 01:48	1
3 & 4 Methylphenol	<0.18		0.18	0.061	mg/Kg	☼	02/22/16 06:59	03/01/16 01:48	1

Surrogate	%Recovery	Qualifier	Limits	Prepared	Analyzed	Dil Fac
2-Fluorophenol	80		25 - 110	02/22/16 06:59	03/01/16 01:48	1
Phenol-d5	78		31 - 110	02/22/16 06:59	03/01/16 01:48	1
Nitrobenzene-d5	69		25 - 115	02/22/16 06:59	03/01/16 01:48	1
2-Fluorobiphenyl	77		25 - 119	02/22/16 06:59	03/01/16 01:48	1
2,4,6-Tribromophenol	55		35 - 137	02/22/16 06:59	03/01/16 01:48	1
Terphenyl-d14	132		36 - 134	02/22/16 06:59	03/01/16 01:48	1

Method: 6010B - Metals (ICP)

Analyte	Result	Qualifier	RL	MDL	Unit	D	Prepared	Analyzed	Dil Fac
Antimony	<1.1		1.1	0.23	mg/Kg	☼	02/23/16 16:44	02/26/16 03:40	1
Arsenic	3.3		0.55	0.25	mg/Kg	☼	02/23/16 16:44	02/26/16 03:40	1
Barium	47		0.55	0.10	mg/Kg	☼	02/23/16 16:44	02/26/16 03:40	1
Beryllium	0.33		0.22	0.048	mg/Kg	☼	02/23/16 16:44	02/26/16 03:40	1
Boron	6.9		2.8	0.38	mg/Kg	☼	02/23/16 16:44	02/26/16 03:40	1
Cadmium	0.15		0.11	0.032	mg/Kg	☼	02/23/16 16:44	02/26/16 03:40	1
Calcium	110000	B	110	35	mg/Kg	☼	02/23/16 16:44	02/26/16 05:52	10
Chromium	8.6	B	0.55	0.095	mg/Kg	☼	02/23/16 16:44	02/26/16 03:40	1
Cobalt	4.5		0.28	0.062	mg/Kg	☼	02/23/16 16:44	02/26/16 03:40	1
Copper	12		0.55	0.12	mg/Kg	☼	02/23/16 16:44	02/26/16 03:40	1
Iron	8500	B	11	4.2	mg/Kg	☼	02/23/16 16:44	02/26/16 03:40	1
Lead	42		0.28	0.14	mg/Kg	☼	02/23/16 16:44	02/26/16 03:40	1
Magnesium	51000	B	5.5	2.2	mg/Kg	☼	02/23/16 16:44	02/26/16 03:40	1
Manganese	320		0.55	0.11	mg/Kg	☼	02/23/16 16:44	02/26/16 03:40	1
Nickel	10		0.55	0.15	mg/Kg	☼	02/23/16 16:44	02/26/16 03:40	1
Potassium	640		28	4.5	mg/Kg	☼	02/23/16 16:44	02/26/16 03:40	1
Selenium	<0.55		0.55	0.27	mg/Kg	☼	02/23/16 16:44	02/26/16 03:40	1
Silver	<0.28		0.28	0.064	mg/Kg	☼	02/23/16 16:44	02/26/16 03:40	1
Sodium	1300		55	7.3	mg/Kg	☼	02/23/16 16:44	02/26/16 03:40	1
Thallium	<0.55		0.55	0.27	mg/Kg	☼	02/23/16 16:44	02/26/16 03:40	1
Vanadium	13		0.28	0.080	mg/Kg	☼	02/23/16 16:44	02/26/16 03:40	1
Zinc	54		1.1	0.35	mg/Kg	☼	02/23/16 16:44	02/26/16 03:40	1

Method: 6010B - Metals (ICP) - TCLP

Analyte	Result	Qualifier	RL	MDL	Unit	D	Prepared	Analyzed	Dil Fac
Barium	0.46	J	0.50	0.050	mg/L		02/21/16 16:00	02/23/16 21:58	1
Beryllium	<0.0040		0.0040	0.0040	mg/L		02/21/16 16:00	02/23/16 21:58	1
Boron	0.61		0.50	0.050	mg/L		02/21/16 16:00	02/23/16 21:58	1

TestAmerica Chicago

Client Sample Results

Client: Ecology and Environment, Inc.
Project/Site: IDOT - IL 38 - WO 008

TestAmerica Job ID: 500-107641-3

Client Sample ID: 3011-18-B03 (0-1)

Lab Sample ID: 500-107641-11

Date Collected: 02/16/16 13:05

Matrix: Solid

Date Received: 02/17/16 07:45

Percent Solids: 88.1

Method: 6010B - Metals (ICP) - TCLP (Continued)

Analyte	Result	Qualifier	RL	MDL	Unit	D	Prepared	Analyzed	Dil Fac
Cadmium	<0.0050		0.0050	0.0020	mg/L		02/21/16 16:00	02/23/16 21:58	1
Chromium	<0.025		0.025	0.010	mg/L		02/21/16 16:00	02/23/16 21:58	1
Cobalt	<0.025		0.025	0.010	mg/L		02/21/16 16:00	02/23/16 21:58	1
Iron	<0.40		0.40	0.20	mg/L		02/21/16 16:00	02/23/16 21:58	1
Lead	<0.0075		0.0075	0.0075	mg/L		02/21/16 16:00	02/23/16 21:58	1
Manganese	0.36		0.025	0.010	mg/L		02/21/16 16:00	02/23/16 21:58	1
Nickel	<0.025		0.025	0.010	mg/L		02/21/16 16:00	02/23/16 21:58	1
Selenium	<0.050		0.050	0.020	mg/L		02/21/16 16:00	02/23/16 21:58	1
Silver	<0.025		0.025	0.010	mg/L		02/21/16 16:00	02/23/16 21:58	1
Zinc	0.14	J B	0.50	0.020	mg/L		02/21/16 16:00	02/23/16 21:58	1

Method: 6010B - Metals (ICP) - SPLP East

Analyte	Result	Qualifier	RL	MDL	Unit	D	Prepared	Analyzed	Dil Fac
Manganese	0.76		0.025	0.010	mg/L		02/23/16 09:20	02/25/16 04:04	1

Method: 6020A - Metals (ICP/MS) - TCLP

Analyte	Result	Qualifier	RL	MDL	Unit	D	Prepared	Analyzed	Dil Fac
Antimony	<0.0060		0.0060	0.0060	mg/L		02/21/16 16:00	02/22/16 20:14	1
Thallium	<0.0020	^	0.0020	0.0020	mg/L		02/21/16 16:00	02/22/16 20:14	1

Method: 7470A - TCLP Mercury - TCLP

Analyte	Result	Qualifier	RL	MDL	Unit	D	Prepared	Analyzed	Dil Fac
Mercury	<0.00020		0.00020	0.00020	mg/L		02/22/16 15:15	02/23/16 11:18	1

Method: 7471B - Mercury (CVAA)

Analyte	Result	Qualifier	RL	MDL	Unit	D	Prepared	Analyzed	Dil Fac
Mercury	0.019		0.018	0.0096	mg/Kg	☼	02/23/16 15:15	02/24/16 12:42	1

General Chemistry

Analyte	Result	Qualifier	RL	MDL	Unit	D	Prepared	Analyzed	Dil Fac
pH	8.44		0.200	0.200	SU			02/19/16 18:33	1

Definitions/Glossary

Client: Ecology and Environment, Inc.
Project/Site: IDOT - IL 38 - WO 008

TestAmerica Job ID: 500-107641-3

Qualifiers

GC/MS VOA

Qualifier	Qualifier Description
*	LCS or LCSD is outside acceptance limits.

GC/MS Semi VOA

Qualifier	Qualifier Description
J	Result is less than the RL but greater than or equal to the MDL and the concentration is an approximate value.
X	Surrogate is outside control limits

Metals

Qualifier	Qualifier Description
^	ICV,CCV,ICB,CCB, ISA, ISB, CRI, CRA, DLCK or MRL standard: Instrument related QC is outside acceptance limits.
J	Result is less than the RL but greater than or equal to the MDL and the concentration is an approximate value.
B	Compound was found in the blank and sample.

Glossary

Abbreviation	These commonly used abbreviations may or may not be present in this report.
α	Listed under the "D" column to designate that the result is reported on a dry weight basis
%R	Percent Recovery
CFL	Contains Free Liquid
CNF	Contains no Free Liquid
DER	Duplicate error ratio (normalized absolute difference)
Dil Fac	Dilution Factor
DL, RA, RE, IN	Indicates a Dilution, Re-analysis, Re-extraction, or additional Initial metals/anion analysis of the sample
DLC	Decision level concentration
MDA	Minimum detectable activity
EDL	Estimated Detection Limit
MDC	Minimum detectable concentration
MDL	Method Detection Limit
ML	Minimum Level (Dioxin)
NC	Not Calculated
ND	Not detected at the reporting limit (or MDL or EDL if shown)
PQL	Practical Quantitation Limit
QC	Quality Control
RER	Relative error ratio
RL	Reporting Limit or Requested Limit (Radiochemistry)
RPD	Relative Percent Difference, a measure of the relative difference between two points
TEF	Toxicity Equivalent Factor (Dioxin)
TEQ	Toxicity Equivalent Quotient (Dioxin)

Certification Summary

Client: Ecology and Environment, Inc.
Project/Site: IDOT - IL 38 - WO 008

TestAmerica Job ID: 500-107641-3

Laboratory: TestAmerica Chicago

Unless otherwise noted, all analytes for this laboratory were covered under each certification below.

Authority	Program	EPA Region	Certification ID	Expiration Date
Illinois	NELAP	5	100201	04-30-16

The following analytes are included in this report, but certification is not offered by the governing authority:

Analysis Method	Prep Method	Matrix	Analyte
6020A	3010A	Solid	Antimony
6020A	3010A	Solid	Thallium
8260B	5035	Solid	1,3-Dichloropropene, Total
Moisture		Solid	Percent Moisture
Moisture		Solid	Percent Solids

TestAmerica

THE LEADER IN ENVIRONMENTAL TESTING

2417 Bond Street, University Park, IL 60484
 Phone: 708.534.5200 Fax: 708.534.5211

Report To _____ (optional)	Bill To _____ (optional)
Contact: _____	Contact: _____
Company: _____	Company: _____
Address: _____	Address: _____
Address: _____	Address: _____
Phone: _____	Phone: _____
Fax: _____	Fax: _____
E-Mail: _____	PO#/Reference# _____

Chain of Custody Record

Lab Job #: 500-107641

Chain of Custody Number: _____

Page _____ of _____

Temperature °C of Cooler: _____

Client		Client Project #		Preservative							Preservative Key 1. HCL, Cool to 4° 2. H2SO4, Cool to 4° 3. HNO3, Cool to 4° 4. NaOH, Cool to 4° 5. NaOH/Zn, Cool to 4° 6. NaHSO4 7. Cool to 4° 8. None 9. Other		
Project Name		Lab Project #		Parameter									
Project Location/State		Lab PM											
Sampler													
Lab ID	MS/MSD	Sample ID	Sampling		# of Containers	Matrix	VOC	Soils	Total the mobile	Total SP of the mobile	P 4% Co Solid.		Comments
			Date	Time									
5		3011-18-1308 (0-1)	2/16/16	1130	2	S	X	X	X	X			
6		3011-18-1306 (0-1)	2/16/16	1135	2	S	X	X	X	X			
7		3011-18-1304 (0-1)	2/16/16	1140	2	S	X	X	X	X			
8		3011-18-1302 (0-1)	2/16/16	1145	2	S	X	X	X	X			
9		3011-18-1301 (0-1)	2/16/16	1250	2	S	X	X	X	X			
10		3011-18-1301 (0-1) D	2/16/16	1258	2	S	X	X	X	X			
11		3011-18-1303 (0-1)	2/16/16	1305	2	S	X	X	X	X			
12		3011-18-1305 (0-1)	2/16/16	1310	2	S	X	X	X	X			
13		3011-18-1307 (0-1)	2/16/16	1325	2	S	X	X	X	X			
14		3011-18-1309 (0-1)	2/16/16	1330	2	S	X	X	X	X			

Turnaround Time Required (Business Days)
 ___ 1 Day ___ 2 Days ___ 5 Days ___ 7 Days 10 Days ___ 15 Days ___ Other

Requested Due Date _____

Sample Disposal
 Return to Client Disposal by Lab Archive for _____ Months (A fee may be assessed if samples are retained longer than 1 month)

Relinquished By: <u>[Signature]</u> Company: <u>EE</u> Date: <u>2-16-16</u> Time: <u>1530</u>	Received By: <u>[Signature]</u> Company: <u>A</u> Date: <u>2/16/16</u> Time: <u>1530</u>	Lab Courier: <u>TA</u>
Relinquished By: <u>[Signature]</u> Company: <u>TA</u> Date: <u>2/16/16</u> Time: <u>1215</u>	Received By: <u>[Signature]</u> Company: <u>TA-CERT</u> Date: <u>2/17/16</u> Time: <u>0745</u>	Shipped: _____
Relinquished By: _____ Company: _____ Date: _____ Time: _____	Received By: _____ Company: _____ Date: _____ Time: _____	Hand Delivered: _____

- Matrix Key
- WW - Wastewater
 - W - Water
 - S - Soil
 - SL - Sludge
 - MS - Miscellaneous
 - OL - Oil
 - A - Air
 - SE - Sediment
 - SO - Soil
 - L - Leachate
 - WI - Wipe
 - DW - Drinking Water
 - O - Other

Client Comments: _____

Lab Comments: _____

TestAmerica

THE LEADER IN ENVIRONMENTAL TESTING

2417 Bond Street, University Park, IL 60484
 Phone: 708.534.5200 Fax: 708.534.5211

Report To (optional)
 Contact: _____
 Company: _____
 Address: _____
 Address: _____
 Phone: _____
 Fax: _____
 E-Mail: _____

Bill To (optional)
 Contact: _____
 Company: _____
 Address: _____
 Address: _____
 Phone: _____
 Fax: _____
 PO#/Reference# _____

Chain of Custody Record

Lab Job #: 500-107641
 Chain of Custody Number: _____
 Page _____ of _____
 Temperature °C of Cooler: _____

Client		Client Project #		Preservative		Parameter		Matrix		Comments	
EE		1009741-0008.d									
Project Name		Lab Project #		Date		Time		# of Containers		Matrix	
FL 78		S0011E04		2/16/16		1340		2 5		VOC	
Project Location/State		Lab PM		Date		Time		# of Containers		Matrix	
Kane County, IL		D. Wright		2/16/16		1350		2 3		SVOC	
Sampler		Lab PM		Date		Time		# of Containers		Matrix	
J. Cooper		D. Wright		2/16/16		1350		2 3		Total PCB Metals Turbidity TSS pH/90 Solids	
Lab ID	MS/MSD	Sample ID	Date	Time	# of Containers	Matrix					
15		Soil-18-B10 (0-1)	2/16/16	1340	2 5	X	X	X	X	X	
16		Soil-18-B11 (0-1)	2/16/16	1350	2 3	X	X	X	X	X	

- Preservative Key
- HCL, Cool to 4°
 - H2SO4, Cool to 4°
 - HNO3, Cool to 4°
 - NaOH, Cool to 4°
 - NaOH/Zn, Cool to 4°
 - NaHSO4
 - Cool to 4°
 - None
 - Other

Turnaround Time Required (Business Days)
 ___ 1 Day ___ 2 Days ___ 5 Days ___ 7 Days ___ 10 Days ___ 15 Days ___ Other 10 Days

Requested Due Date: _____

Sample Disposal
 Return to Client Disposal by Lab Archive for _____ Months (A fee may be assessed if samples are retained longer than 1 month)

Relinquished By: <u>[Signature]</u> Company: EE Date: 2/16/16 Time: 1530	Received By: <u>[Signature]</u> Company: TA Date: 2/16/16 Time: 1530
Relinquished By: <u>[Signature]</u> Company: TA Date: 2/16/16 Time: 1715	Received By: <u>[Signature]</u> Company: TA-CRT Date: 2/17/16 Time: 0748

Lab Courier: [Signature]
 Shipped: _____
 Hand Delivered: _____

- Matrix Key
- WW - Wastewater
 - W - Water
 - S - Soil
 - SL - Sludge
 - MS - Miscellaneous
 - OL - Oil
 - A - Air
 - SE - Sediment
 - SO - Soil
 - L - Leachate
 - WI - Wipe
 - DW - Drinking Water
 - O - Other

Client Comments: _____

Lab Comments: _____

Login Sample Receipt Checklist

Client: Ecology and Environment, Inc.

Job Number: 500-107641-3

Login Number: 107641

List Source: TestAmerica Chicago

List Number: 1

Creator: Scott, Sherri L

Question	Answer	Comment
Radioactivity wasn't checked or is </= background as measured by a survey meter.	True	
The cooler's custody seal, if present, is intact.	True	
Sample custody seals, if present, are intact.	True	
The cooler or samples do not appear to have been compromised or tampered with.	True	
Samples were received on ice.	True	
Cooler Temperature is acceptable.	True	
Cooler Temperature is recorded.	True	2.8,2.5,3.2,3.5
COC is present.	True	
COC is filled out in ink and legible.	True	
COC is filled out with all pertinent information.	True	
Is the Field Sampler's name present on COC?	True	
There are no discrepancies between the containers received and the COC.	True	
Samples are received within Holding Time (excluding tests with immediate HTs)	True	
Sample containers have legible labels.	True	
Containers are not broken or leaking.	True	
Sample collection date/times are provided.	True	
Appropriate sample containers are used.	True	
Sample bottles are completely filled.	True	
Sample Preservation Verified.	True	
There is sufficient vol. for all requested analyses, incl. any requested MS/MSDs	True	
Containers requiring zero headspace have no headspace or bubble is <6mm (1/4").	N/A	
Multiphasic samples are not present.	True	
Samples do not require splitting or compositing.	True	
Residual Chlorine Checked.	N/A	



TestAmerica

THE LEADER IN ENVIRONMENTAL TESTING

ANALYTICAL REPORT

TestAmerica Laboratories, Inc.
TestAmerica Chicago
2417 Bond Street
University Park, IL 60484
Tel: (708)534-5200

TestAmerica Job ID: 500-107641-5
Client Project/Site: IDOT - IL 38 - WO 008

For:
Ecology and Environment, Inc.
33 West Monroe St.
Suite 1410
Chicago, Illinois 60603

Attn: Mr. Dean Tiebout

Jodie Bracken

Authorized for release by:
3/1/2016 5:25:49 PM
Jodie Bracken, Project Management Assistant II
jodie.bracken@testamericainc.com

Designee for
Richard Wright, Senior Project Manager
(708)534-5200
richard.wright@testamericainc.com

LINKS

Review your project
results through
TotalAccess

Have a Question?



Visit us at:
www.testamericainc.com

The test results in this report meet all 2003 NELAC and 2009 TNI requirements for accredited parameters, exceptions are noted in this report. This report may not be reproduced except in full, and with written approval from the laboratory. For questions please contact the Project Manager at the e-mail address or telephone number listed on this page.

This report has been electronically signed and authorized by the signatory. Electronic signature is intended to be the legally binding equivalent of a traditionally handwritten signature.

Results relate only to the items tested and the sample(s) as received by the laboratory.

1

2

3

4

5

6

7

8

9

10



Table of Contents

Cover Page	1
Table of Contents	2
Case Narrative	3
Detection Summary	4
Sample Summary	5
Client Sample Results	6
Definitions	10
Certification Summary	11
Chain of Custody	12
Receipt Checklists	13

Case Narrative

Client: Ecology and Environment, Inc.
Project/Site: IDOT - IL 38 - WO 008

TestAmerica Job ID: 500-107641-5

Job ID: 500-107641-5

Laboratory: TestAmerica Chicago

Narrative

Job Narrative 500-107641-5

Comments

No additional comments.

Receipt

The samples were received on 2/17/2016 7:45 AM; the samples arrived in good condition, properly preserved and, where required, on ice. The temperatures of the 4 coolers at receipt time were 2.5° C, 2.8° C, 3.2° C and 3.5° C.

GC/MS VOA

Method(s) 8260B: The following analyte recovered outside control limits for the LCS/LCSD associated with 500-324220: Bromomethane. This is not indicative of a systematic control problem because this was a random marginal exceedance. Qualified results have been reported.

Method(s) 8260B: The %RPD of the laboratory control sample (LCS) and laboratory control standard duplicate (LCSD) for preparation batch 500-324220 recovered outside control limits for the following analyte: Acetone.

No additional analytical or quality issues were noted, other than those described above or in the Definitions/Glossary page.

GC/MS Semi VOA

Method(s) 8270D: The following sample contained one acid surrogate and/or one base/neutral surrogate outside acceptance limits: 3011-20-B01 (0-1) (500-107641-18), (500-107641-E-1-D MS) and (500-107641-E-1-E MSD). The laboratory's SOP allows one acid and one base/neutral surrogate to be outside acceptance limits; therefore, re-extraction was not performed. These results have been reported and qualified.

No additional analytical or quality issues were noted, other than those described above or in the Definitions/Glossary page.

Metals

Method(s) 6010B: The method blank for preparation batch 500-324170 and analytical batch 500-324562 contained Calcium and Magnesium above the reporting limit (RL). Associated sample(s) were not re-extracted and/or re-analyzed because results were greater than 10X the value found in the method blank.

No additional analytical or quality issues were noted, other than those described above or in the Definitions/Glossary page.

General Chemistry

No analytical or quality issues were noted, other than those described in the Definitions/Glossary page.

Organic Prep

No analytical or quality issues were noted, other than those described in the Definitions/Glossary page.

Detection Summary

Client: Ecology and Environment, Inc.
Project/Site: IDOT - IL 38 - WO 008

TestAmerica Job ID: 500-107641-5

Client Sample ID: 3011-20-B01 (0-1)

Lab Sample ID: 500-107641-18

Analyte	Result	Qualifier	RL	MDL	Unit	Dil Fac	D	Method	Prep Type
Phenanthrene	0.037		0.036	0.0050	mg/Kg	1	☼	8270D	Total/NA
Anthracene	0.0092	J	0.036	0.0060	mg/Kg	1	☼	8270D	Total/NA
Fluoranthene	0.055		0.036	0.0067	mg/Kg	1	☼	8270D	Total/NA
Pyrene	0.13		0.036	0.0071	mg/Kg	1	☼	8270D	Total/NA
Benzo[a]anthracene	0.037		0.036	0.0048	mg/Kg	1	☼	8270D	Total/NA
Chrysene	0.060		0.036	0.0098	mg/Kg	1	☼	8270D	Total/NA
Benzo[b]fluoranthene	0.094		0.036	0.0077	mg/Kg	1	☼	8270D	Total/NA
Benzo[k]fluoranthene	0.039		0.036	0.011	mg/Kg	1	☼	8270D	Total/NA
Benzo[a]pyrene	0.065		0.036	0.0069	mg/Kg	1	☼	8270D	Total/NA
Indeno[1,2,3-cd]pyrene	0.063		0.036	0.0093	mg/Kg	1	☼	8270D	Total/NA
Benzo[g,h,i]perylene	0.082		0.036	0.012	mg/Kg	1	☼	8270D	Total/NA
Arsenic	2.4		0.51	0.24	mg/Kg	1	☼	6010B	Total/NA
Barium	18		0.51	0.094	mg/Kg	1	☼	6010B	Total/NA
Beryllium	0.20		0.20	0.044	mg/Kg	1	☼	6010B	Total/NA
Boron	10		2.6	0.36	mg/Kg	1	☼	6010B	Total/NA
Calcium	190000	B	100	33	mg/Kg	10	☼	6010B	Total/NA
Chromium	5.7	B	0.51	0.088	mg/Kg	1	☼	6010B	Total/NA
Cobalt	3.1		0.26	0.058	mg/Kg	1	☼	6010B	Total/NA
Copper	7.9		0.51	0.11	mg/Kg	1	☼	6010B	Total/NA
Iron	6200	B	10	4.0	mg/Kg	1	☼	6010B	Total/NA
Lead	11		0.26	0.13	mg/Kg	1	☼	6010B	Total/NA
Magnesium	110000	B	51	21	mg/Kg	10	☼	6010B	Total/NA
Manganese	270		0.51	0.10	mg/Kg	1	☼	6010B	Total/NA
Nickel	7.3		0.51	0.14	mg/Kg	1	☼	6010B	Total/NA
Potassium	600		26	4.2	mg/Kg	1	☼	6010B	Total/NA
Sodium	590		51	6.8	mg/Kg	1	☼	6010B	Total/NA
Vanadium	8.6		0.26	0.075	mg/Kg	1	☼	6010B	Total/NA
Zinc	23		1.0	0.32	mg/Kg	1	☼	6010B	Total/NA
Barium	0.26	J	0.50	0.050	mg/L	1		6010B	TCLP
Boron	0.35	J	0.50	0.050	mg/L	1		6010B	TCLP
Manganese	2.3		0.025	0.010	mg/L	1		6010B	TCLP
Nickel	0.013	J	0.025	0.010	mg/L	1		6010B	TCLP
Zinc	0.84	B	0.50	0.020	mg/L	1		6010B	TCLP
Manganese	0.039		0.025	0.010	mg/L	1		6010B	SPLP East
pH	8.21		0.200	0.200	SU	1		9045D	Total/NA

This Detection Summary does not include radiochemical test results.

TestAmerica Chicago

Sample Summary

Client: Ecology and Environment, Inc.
Project/Site: IDOT - IL 38 - WO 008

TestAmerica Job ID: 500-107641-5

Lab Sample ID	Client Sample ID	Matrix	Collected	Received
500-107641-18	3011-20-B01 (0-1)	Solid	02/16/16 13:00	02/17/16 07:45

1

2

3

4

5

6

7

8

9

10

Client Sample Results

Client: Ecology and Environment, Inc.
Project/Site: IDOT - IL 38 - WO 008

TestAmerica Job ID: 500-107641-5

Client Sample ID: 3011-20-B01 (0-1)

Lab Sample ID: 500-107641-18

Date Collected: 02/16/16 13:00

Matrix: Solid

Date Received: 02/17/16 07:45

Percent Solids: 91.0

Method: 8260B - Volatile Organic Compounds (GC/MS)

Analyte	Result	Qualifier	RL	MDL	Unit	D	Prepared	Analyzed	Dil Fac
Acetone	<0.016	*	0.016	0.0030	mg/Kg	☼	02/17/16 08:40	02/24/16 11:07	1
Benzene	<0.0039		0.0039	0.00087	mg/Kg	☼	02/17/16 08:40	02/24/16 11:07	1
Bromodichloromethane	<0.0039		0.0039	0.00066	mg/Kg	☼	02/17/16 08:40	02/24/16 11:07	1
Bromoform	<0.0039		0.0039	0.00080	mg/Kg	☼	02/17/16 08:40	02/24/16 11:07	1
Bromomethane	<0.0039	*	0.0039	0.0014	mg/Kg	☼	02/17/16 08:40	02/24/16 11:07	1
2-Butanone (MEK)	<0.0039		0.0039	0.0014	mg/Kg	☼	02/17/16 08:40	02/24/16 11:07	1
Carbon disulfide	<0.0039		0.0039	0.0014	mg/Kg	☼	02/17/16 08:40	02/24/16 11:07	1
Carbon tetrachloride	<0.0039		0.0039	0.00084	mg/Kg	☼	02/17/16 08:40	02/24/16 11:07	1
Chlorobenzene	<0.0039		0.0039	0.00093	mg/Kg	☼	02/17/16 08:40	02/24/16 11:07	1
Chloroethane	<0.0039		0.0039	0.0017	mg/Kg	☼	02/17/16 08:40	02/24/16 11:07	1
Chloroform	<0.0039		0.0039	0.00077	mg/Kg	☼	02/17/16 08:40	02/24/16 11:07	1
Chloromethane	<0.0039		0.0039	0.00094	mg/Kg	☼	02/17/16 08:40	02/24/16 11:07	1
cis-1,2-Dichloroethene	<0.0039		0.0039	0.00080	mg/Kg	☼	02/17/16 08:40	02/24/16 11:07	1
cis-1,3-Dichloropropene	<0.0039		0.0039	0.00090	mg/Kg	☼	02/17/16 08:40	02/24/16 11:07	1
Dibromochloromethane	<0.0039		0.0039	0.00045	mg/Kg	☼	02/17/16 08:40	02/24/16 11:07	1
1,1-Dichloroethane	<0.0039		0.0039	0.00081	mg/Kg	☼	02/17/16 08:40	02/24/16 11:07	1
1,2-Dichloroethane	<0.0039		0.0039	0.00058	mg/Kg	☼	02/17/16 08:40	02/24/16 11:07	1
1,1-Dichloroethene	<0.0039		0.0039	0.0014	mg/Kg	☼	02/17/16 08:40	02/24/16 11:07	1
1,2-Dichloropropane	<0.0039		0.0039	0.0010	mg/Kg	☼	02/17/16 08:40	02/24/16 11:07	1
1,3-Dichloropropane, Total	<0.0039		0.0039	0.0011	mg/Kg	☼	02/17/16 08:40	02/24/16 11:07	1
Ethylbenzene	<0.0039		0.0039	0.00097	mg/Kg	☼	02/17/16 08:40	02/24/16 11:07	1
2-Hexanone	<0.0039		0.0039	0.0012	mg/Kg	☼	02/17/16 08:40	02/24/16 11:07	1
Methylene Chloride	<0.0039		0.0039	0.0030	mg/Kg	☼	02/17/16 08:40	02/24/16 11:07	1
4-Methyl-2-pentanone (MIBK)	<0.0039		0.0039	0.00081	mg/Kg	☼	02/17/16 08:40	02/24/16 11:07	1
Methyl tert-butyl ether	<0.0039		0.0039	0.00093	mg/Kg	☼	02/17/16 08:40	02/24/16 11:07	1
Styrene	<0.0039		0.0039	0.00092	mg/Kg	☼	02/17/16 08:40	02/24/16 11:07	1
1,1,2,2-Tetrachloroethane	<0.0039		0.0039	0.00062	mg/Kg	☼	02/17/16 08:40	02/24/16 11:07	1
Tetrachloroethene	<0.0039		0.0039	0.00082	mg/Kg	☼	02/17/16 08:40	02/24/16 11:07	1
Toluene	<0.0039		0.0039	0.0014	mg/Kg	☼	02/17/16 08:40	02/24/16 11:07	1
trans-1,2-Dichloroethene	<0.0039		0.0039	0.00098	mg/Kg	☼	02/17/16 08:40	02/24/16 11:07	1
trans-1,3-Dichloropropene	<0.0039		0.0039	0.0011	mg/Kg	☼	02/17/16 08:40	02/24/16 11:07	1
1,1,1-Trichloroethane	<0.0039		0.0039	0.00091	mg/Kg	☼	02/17/16 08:40	02/24/16 11:07	1
1,1,2-Trichloroethane	<0.0039		0.0039	0.00076	mg/Kg	☼	02/17/16 08:40	02/24/16 11:07	1
Trichloroethene	<0.0039		0.0039	0.0011	mg/Kg	☼	02/17/16 08:40	02/24/16 11:07	1
Vinyl acetate	<0.0039		0.0039	0.0011	mg/Kg	☼	02/17/16 08:40	02/24/16 11:07	1
Vinyl chloride	<0.0039		0.0039	0.00094	mg/Kg	☼	02/17/16 08:40	02/24/16 11:07	1
Xylenes, Total	<0.0079		0.0079	0.0015	mg/Kg	☼	02/17/16 08:40	02/24/16 11:07	1

Surrogate	%Recovery	Qualifier	Limits	Prepared	Analyzed	Dil Fac
4-Bromofluorobenzene (Surr)	100		70 - 122	02/17/16 08:40	02/24/16 11:07	1
Dibromofluoromethane	105		75 - 120	02/17/16 08:40	02/24/16 11:07	1
1,2-Dichloroethane-d4 (Surr)	114		70 - 134	02/17/16 08:40	02/24/16 11:07	1
Toluene-d8 (Surr)	108		75 - 122	02/17/16 08:40	02/24/16 11:07	1

Method: 8270D - Semivolatile Organic Compounds (GC/MS)

Analyte	Result	Qualifier	RL	MDL	Unit	D	Prepared	Analyzed	Dil Fac
Phenol	<0.18		0.18	0.080	mg/Kg	☼	02/22/16 06:59	02/28/16 20:33	1
Bis(2-chloroethyl)ether	<0.18		0.18	0.054	mg/Kg	☼	02/22/16 06:59	02/28/16 20:33	1
1,3-Dichlorobenzene	<0.18		0.18	0.040	mg/Kg	☼	02/22/16 06:59	02/28/16 20:33	1
1,4-Dichlorobenzene	<0.18		0.18	0.046	mg/Kg	☼	02/22/16 06:59	02/28/16 20:33	1

TestAmerica Chicago

Client Sample Results

Client: Ecology and Environment, Inc.
Project/Site: IDOT - IL 38 - WO 008

TestAmerica Job ID: 500-107641-5

Client Sample ID: 3011-20-B01 (0-1)

Lab Sample ID: 500-107641-18

Date Collected: 02/16/16 13:00

Matrix: Solid

Date Received: 02/17/16 07:45

Percent Solids: 91.0

Method: 8270D - Semivolatile Organic Compounds (GC/MS) (Continued)

Analyte	Result	Qualifier	RL	MDL	Unit	D	Prepared	Analyzed	Dil Fac
1,2-Dichlorobenzene	<0.18		0.18	0.043	mg/Kg	☼	02/22/16 06:59	02/28/16 20:33	1
2-Methylphenol	<0.18		0.18	0.058	mg/Kg	☼	02/22/16 06:59	02/28/16 20:33	1
2,2'-oxybis[1-chloropropane]	<0.18		0.18	0.042	mg/Kg	☼	02/22/16 06:59	02/28/16 20:33	1
N-Nitrosodi-n-propylamine	<0.072		0.072	0.044	mg/Kg	☼	02/22/16 06:59	02/28/16 20:33	1
Hexachloroethane	<0.18		0.18	0.055	mg/Kg	☼	02/22/16 06:59	02/28/16 20:33	1
2-Chlorophenol	<0.18		0.18	0.061	mg/Kg	☼	02/22/16 06:59	02/28/16 20:33	1
Nitrobenzene	<0.036		0.036	0.0090	mg/Kg	☼	02/22/16 06:59	02/28/16 20:33	1
Bis(2-chloroethoxy)methane	<0.18		0.18	0.037	mg/Kg	☼	02/22/16 06:59	02/28/16 20:33	1
1,2,4-Trichlorobenzene	<0.18		0.18	0.039	mg/Kg	☼	02/22/16 06:59	02/28/16 20:33	1
Isophorone	<0.18		0.18	0.040	mg/Kg	☼	02/22/16 06:59	02/28/16 20:33	1
2,4-Dimethylphenol	<0.36		0.36	0.14	mg/Kg	☼	02/22/16 06:59	02/28/16 20:33	1
Hexachlorobutadiene	<0.18		0.18	0.056	mg/Kg	☼	02/22/16 06:59	02/28/16 20:33	1
Naphthalene	<0.036		0.036	0.0055	mg/Kg	☼	02/22/16 06:59	02/28/16 20:33	1
2,4-Dichlorophenol	<0.36		0.36	0.085	mg/Kg	☼	02/22/16 06:59	02/28/16 20:33	1
4-Chloroaniline	<0.72		0.72	0.17	mg/Kg	☼	02/22/16 06:59	02/28/16 20:33	1
2,4,6-Trichlorophenol	<0.36		0.36	0.12	mg/Kg	☼	02/22/16 06:59	02/28/16 20:33	1
2,4,5-Trichlorophenol	<0.36		0.36	0.082	mg/Kg	☼	02/22/16 06:59	02/28/16 20:33	1
Hexachlorocyclopentadiene	<0.72		0.72	0.21	mg/Kg	☼	02/22/16 06:59	02/28/16 20:33	1
2-Methylnaphthalene	<0.036		0.036	0.0066	mg/Kg	☼	02/22/16 06:59	02/28/16 20:33	1
2-Nitroaniline	<0.18		0.18	0.048	mg/Kg	☼	02/22/16 06:59	02/28/16 20:33	1
2-Chloronaphthalene	<0.18		0.18	0.040	mg/Kg	☼	02/22/16 06:59	02/28/16 20:33	1
4-Chloro-3-methylphenol	<0.36		0.36	0.12	mg/Kg	☼	02/22/16 06:59	02/28/16 20:33	1
2,6-Dinitrotoluene	<0.18		0.18	0.071	mg/Kg	☼	02/22/16 06:59	02/28/16 20:33	1
2-Nitrophenol	<0.36		0.36	0.085	mg/Kg	☼	02/22/16 06:59	02/28/16 20:33	1
3-Nitroaniline	<0.36		0.36	0.11	mg/Kg	☼	02/22/16 06:59	02/28/16 20:33	1
Dimethyl phthalate	<0.18		0.18	0.047	mg/Kg	☼	02/22/16 06:59	02/28/16 20:33	1
2,4-Dinitrophenol	<0.72		0.72	0.63	mg/Kg	☼	02/22/16 06:59	02/28/16 20:33	1
Acenaphthylene	<0.036		0.036	0.0047	mg/Kg	☼	02/22/16 06:59	02/28/16 20:33	1
2,4-Dinitrotoluene	<0.18		0.18	0.057	mg/Kg	☼	02/22/16 06:59	02/28/16 20:33	1
Acenaphthene	<0.036		0.036	0.0064	mg/Kg	☼	02/22/16 06:59	02/28/16 20:33	1
Dibenzofuran	<0.18		0.18	0.042	mg/Kg	☼	02/22/16 06:59	02/28/16 20:33	1
4-Nitrophenol	<0.72		0.72	0.34	mg/Kg	☼	02/22/16 06:59	02/28/16 20:33	1
Fluorene	<0.036		0.036	0.0050	mg/Kg	☼	02/22/16 06:59	02/28/16 20:33	1
4-Nitroaniline	<0.36		0.36	0.15	mg/Kg	☼	02/22/16 06:59	02/28/16 20:33	1
4-Bromophenyl phenyl ether	<0.18		0.18	0.047	mg/Kg	☼	02/22/16 06:59	02/28/16 20:33	1
Hexachlorobenzene	<0.072		0.072	0.0083	mg/Kg	☼	02/22/16 06:59	02/28/16 20:33	1
Diethyl phthalate	<0.18		0.18	0.061	mg/Kg	☼	02/22/16 06:59	02/28/16 20:33	1
4-Chlorophenyl phenyl ether	<0.18		0.18	0.042	mg/Kg	☼	02/22/16 06:59	02/28/16 20:33	1
Pentachlorophenol	<0.72		0.72	0.58	mg/Kg	☼	02/22/16 06:59	02/28/16 20:33	1
N-Nitrosodiphenylamine	<0.18		0.18	0.042	mg/Kg	☼	02/22/16 06:59	02/28/16 20:33	1
4,6-Dinitro-2-methylphenol	<0.72		0.72	0.29	mg/Kg	☼	02/22/16 06:59	02/28/16 20:33	1
Phenanthrene	0.037		0.036	0.0050	mg/Kg	☼	02/22/16 06:59	02/28/16 20:33	1
Anthracene	0.0092 J		0.036	0.0060	mg/Kg	☼	02/22/16 06:59	02/28/16 20:33	1
Carbazole	<0.18		0.18	0.090	mg/Kg	☼	02/22/16 06:59	02/28/16 20:33	1
Di-n-butyl phthalate	<0.18		0.18	0.055	mg/Kg	☼	02/22/16 06:59	02/28/16 20:33	1
Fluoranthene	0.055		0.036	0.0067	mg/Kg	☼	02/22/16 06:59	02/28/16 20:33	1
Pyrene	0.13		0.036	0.0071	mg/Kg	☼	02/22/16 06:59	02/28/16 20:33	1
Butyl benzyl phthalate	<0.18		0.18	0.068	mg/Kg	☼	02/22/16 06:59	02/28/16 20:33	1
Benzo[a]anthracene	0.037		0.036	0.0048	mg/Kg	☼	02/22/16 06:59	02/28/16 20:33	1

TestAmerica Chicago

Client Sample Results

Client: Ecology and Environment, Inc.
Project/Site: IDOT - IL 38 - WO 008

TestAmerica Job ID: 500-107641-5

Client Sample ID: 3011-20-B01 (0-1)

Lab Sample ID: 500-107641-18

Date Collected: 02/16/16 13:00

Matrix: Solid

Date Received: 02/17/16 07:45

Percent Solids: 91.0

Method: 8270D - Semivolatile Organic Compounds (GC/MS) (Continued)

Analyte	Result	Qualifier	RL	MDL	Unit	D	Prepared	Analyzed	Dil Fac
Chrysene	0.060		0.036	0.0098	mg/Kg	☼	02/22/16 06:59	02/28/16 20:33	1
3,3'-Dichlorobenzidine	<0.18		0.18	0.050	mg/Kg	☼	02/22/16 06:59	02/28/16 20:33	1
Bis(2-ethylhexyl) phthalate	<0.18		0.18	0.066	mg/Kg	☼	02/22/16 06:59	02/28/16 20:33	1
Di-n-octyl phthalate	<0.18		0.18	0.059	mg/Kg	☼	02/22/16 06:59	02/28/16 20:33	1
Benzo[b]fluoranthene	0.094		0.036	0.0077	mg/Kg	☼	02/22/16 06:59	02/28/16 20:33	1
Benzo[k]fluoranthene	0.039		0.036	0.011	mg/Kg	☼	02/22/16 06:59	02/28/16 20:33	1
Benzo[a]pyrene	0.065		0.036	0.0069	mg/Kg	☼	02/22/16 06:59	02/28/16 20:33	1
Indeno[1,2,3-cd]pyrene	0.063		0.036	0.0093	mg/Kg	☼	02/22/16 06:59	02/28/16 20:33	1
Dibenz(a,h)anthracene	<0.036		0.036	0.0069	mg/Kg	☼	02/22/16 06:59	02/28/16 20:33	1
Benzo[g,h,i]perylene	0.082		0.036	0.012	mg/Kg	☼	02/22/16 06:59	02/28/16 20:33	1
3 & 4 Methylphenol	<0.18		0.18	0.060	mg/Kg	☼	02/22/16 06:59	02/28/16 20:33	1

Surrogate	%Recovery	Qualifier	Limits	Prepared	Analyzed	Dil Fac
2-Fluorophenol	81		25 - 110	02/22/16 06:59	02/28/16 20:33	1
Phenol-d5	79		31 - 110	02/22/16 06:59	02/28/16 20:33	1
Nitrobenzene-d5	72		25 - 115	02/22/16 06:59	02/28/16 20:33	1
2-Fluorobiphenyl	78		25 - 119	02/22/16 06:59	02/28/16 20:33	1
2,4,6-Tribromophenol	85		35 - 137	02/22/16 06:59	02/28/16 20:33	1
Terphenyl-d14	205	X	36 - 134	02/22/16 06:59	02/28/16 20:33	1

Method: 6010B - Metals (ICP)

Analyte	Result	Qualifier	RL	MDL	Unit	D	Prepared	Analyzed	Dil Fac
Antimony	<1.0		1.0	0.21	mg/Kg	☼	02/23/16 16:44	02/26/16 04:24	1
Arsenic	2.4		0.51	0.24	mg/Kg	☼	02/23/16 16:44	02/26/16 04:24	1
Barium	18		0.51	0.094	mg/Kg	☼	02/23/16 16:44	02/26/16 04:24	1
Beryllium	0.20		0.20	0.044	mg/Kg	☼	02/23/16 16:44	02/26/16 04:24	1
Boron	10		2.6	0.36	mg/Kg	☼	02/23/16 16:44	02/26/16 04:24	1
Cadmium	<0.10		0.10	0.030	mg/Kg	☼	02/23/16 16:44	02/26/16 04:24	1
Calcium	190000	B	100	33	mg/Kg	☼	02/23/16 16:44	02/26/16 06:21	10
Chromium	5.7	B	0.51	0.088	mg/Kg	☼	02/23/16 16:44	02/26/16 04:24	1
Cobalt	3.1		0.26	0.058	mg/Kg	☼	02/23/16 16:44	02/26/16 04:24	1
Copper	7.9		0.51	0.11	mg/Kg	☼	02/23/16 16:44	02/26/16 04:24	1
Iron	6200	B	10	4.0	mg/Kg	☼	02/23/16 16:44	02/26/16 04:24	1
Lead	11		0.26	0.13	mg/Kg	☼	02/23/16 16:44	02/26/16 04:24	1
Magnesium	110000	B	51	21	mg/Kg	☼	02/23/16 16:44	02/26/16 06:21	10
Manganese	270		0.51	0.10	mg/Kg	☼	02/23/16 16:44	02/26/16 04:24	1
Nickel	7.3		0.51	0.14	mg/Kg	☼	02/23/16 16:44	02/26/16 04:24	1
Potassium	600		26	4.2	mg/Kg	☼	02/23/16 16:44	02/26/16 04:24	1
Selenium	<0.51		0.51	0.25	mg/Kg	☼	02/23/16 16:44	02/26/16 04:24	1
Silver	<0.26		0.26	0.060	mg/Kg	☼	02/23/16 16:44	02/26/16 04:24	1
Sodium	590		51	6.8	mg/Kg	☼	02/23/16 16:44	02/26/16 04:24	1
Thallium	<0.51		0.51	0.25	mg/Kg	☼	02/23/16 16:44	02/26/16 04:24	1
Vanadium	8.6		0.26	0.075	mg/Kg	☼	02/23/16 16:44	02/26/16 04:24	1
Zinc	23		1.0	0.32	mg/Kg	☼	02/23/16 16:44	02/26/16 04:24	1

Method: 6010B - Metals (ICP) - TCLP

Analyte	Result	Qualifier	RL	MDL	Unit	D	Prepared	Analyzed	Dil Fac
Barium	0.26	J	0.50	0.050	mg/L		02/21/16 16:00	02/23/16 22:45	1
Beryllium	<0.0040		0.0040	0.0040	mg/L		02/21/16 16:00	02/23/16 22:45	1
Boron	0.35	J	0.50	0.050	mg/L		02/21/16 16:00	02/23/16 22:45	1

TestAmerica Chicago

Client Sample Results

Client: Ecology and Environment, Inc.
Project/Site: IDOT - IL 38 - WO 008

TestAmerica Job ID: 500-107641-5

Client Sample ID: 3011-20-B01 (0-1)

Lab Sample ID: 500-107641-18

Date Collected: 02/16/16 13:00

Matrix: Solid

Date Received: 02/17/16 07:45

Percent Solids: 91.0

Method: 6010B - Metals (ICP) - TCLP (Continued)

Analyte	Result	Qualifier	RL	MDL	Unit	D	Prepared	Analyzed	Dil Fac
Cadmium	<0.0050		0.0050	0.0020	mg/L		02/21/16 16:00	02/23/16 22:45	1
Chromium	<0.025		0.025	0.010	mg/L		02/21/16 16:00	02/23/16 22:45	1
Cobalt	<0.025		0.025	0.010	mg/L		02/21/16 16:00	02/23/16 22:45	1
Iron	<0.40		0.40	0.20	mg/L		02/21/16 16:00	02/23/16 22:45	1
Lead	<0.0075		0.0075	0.0075	mg/L		02/21/16 16:00	02/23/16 22:45	1
Manganese	2.3		0.025	0.010	mg/L		02/21/16 16:00	02/23/16 22:45	1
Nickel	0.013	J	0.025	0.010	mg/L		02/21/16 16:00	02/23/16 22:45	1
Selenium	<0.050		0.050	0.020	mg/L		02/21/16 16:00	02/23/16 22:45	1
Silver	<0.025		0.025	0.010	mg/L		02/21/16 16:00	02/23/16 22:45	1
Zinc	0.84	B	0.50	0.020	mg/L		02/21/16 16:00	02/23/16 22:45	1

Method: 6010B - Metals (ICP) - SPLP East

Analyte	Result	Qualifier	RL	MDL	Unit	D	Prepared	Analyzed	Dil Fac
Manganese	0.039		0.025	0.010	mg/L		02/23/16 09:20	02/25/16 05:07	1

Method: 6020A - Metals (ICP/MS) - TCLP

Analyte	Result	Qualifier	RL	MDL	Unit	D	Prepared	Analyzed	Dil Fac
Antimony	<0.0060		0.0060	0.0060	mg/L		02/21/16 16:00	02/22/16 20:43	1
Thallium	<0.0020	^	0.0020	0.0020	mg/L		02/21/16 16:00	02/22/16 20:43	1

Method: 7470A - TCLP Mercury - TCLP

Analyte	Result	Qualifier	RL	MDL	Unit	D	Prepared	Analyzed	Dil Fac
Mercury	<0.00020		0.00020	0.00020	mg/L		02/22/16 15:15	02/23/16 11:32	1

Method: 7471B - Mercury (CVAA)

Analyte	Result	Qualifier	RL	MDL	Unit	D	Prepared	Analyzed	Dil Fac
Mercury	<0.017		0.017	0.0090	mg/Kg	☼	02/23/16 15:15	02/24/16 12:59	1

General Chemistry

Analyte	Result	Qualifier	RL	MDL	Unit	D	Prepared	Analyzed	Dil Fac
pH	8.21		0.200	0.200	SU			02/19/16 19:41	1

Definitions/Glossary

Client: Ecology and Environment, Inc.
Project/Site: IDOT - IL 38 - WO 008

TestAmerica Job ID: 500-107641-5

Qualifiers

GC/MS VOA

Qualifier	Qualifier Description
*	RPD of the LCS and LCSD exceeds the control limits
*	LCS or LCSD is outside acceptance limits.

GC/MS Semi VOA

Qualifier	Qualifier Description
J	Result is less than the RL but greater than or equal to the MDL and the concentration is an approximate value.
X	Surrogate is outside control limits

Metals

Qualifier	Qualifier Description
^	ICV,CCV,ICB,CCB, ISA, ISB, CRI, CRA, DLCK or MRL standard: Instrument related QC is outside acceptance limits.
J	Result is less than the RL but greater than or equal to the MDL and the concentration is an approximate value.
B	Compound was found in the blank and sample.

Glossary

Abbreviation	These commonly used abbreviations may or may not be present in this report.
α	Listed under the "D" column to designate that the result is reported on a dry weight basis
%R	Percent Recovery
CFL	Contains Free Liquid
CNF	Contains no Free Liquid
DER	Duplicate error ratio (normalized absolute difference)
Dil Fac	Dilution Factor
DL, RA, RE, IN	Indicates a Dilution, Re-analysis, Re-extraction, or additional Initial metals/anion analysis of the sample
DLC	Decision level concentration
MDA	Minimum detectable activity
EDL	Estimated Detection Limit
MDC	Minimum detectable concentration
MDL	Method Detection Limit
ML	Minimum Level (Dioxin)
NC	Not Calculated
ND	Not detected at the reporting limit (or MDL or EDL if shown)
PQL	Practical Quantitation Limit
QC	Quality Control
RER	Relative error ratio
RL	Reporting Limit or Requested Limit (Radiochemistry)
RPD	Relative Percent Difference, a measure of the relative difference between two points
TEF	Toxicity Equivalent Factor (Dioxin)
TEQ	Toxicity Equivalent Quotient (Dioxin)

Certification Summary

Client: Ecology and Environment, Inc.
Project/Site: IDOT - IL 38 - WO 008

TestAmerica Job ID: 500-107641-5

Laboratory: TestAmerica Chicago

Unless otherwise noted, all analytes for this laboratory were covered under each certification below.

Authority	Program	EPA Region	Certification ID	Expiration Date
Illinois	NELAP	5	100201	04-30-16

The following analytes are included in this report, but certification is not offered by the governing authority:

Analysis Method	Prep Method	Matrix	Analyte
6020A	3010A	Solid	Antimony
6020A	3010A	Solid	Thallium
8260B	5035	Solid	1,3-Dichloropropene, Total
Moisture		Solid	Percent Moisture
Moisture		Solid	Percent Solids

TestAmerica

THE LEADER IN ENVIRONMENTAL TESTING

2417 Bond Street, University Park, IL 60484
 Phone: 708.534.5200 Fax: 708.534.5211

Report To _____ (optional)	Bill To _____ (optional)
Contact: _____	Contact: _____
Company: _____	Company: _____
Address: _____	Address: _____
Address: _____	Address: _____
Phone: _____	Phone: _____
Fax: _____	Fax: _____
E-Mail: _____	PO#/Reference# _____

Chain of Custody Record

Lab Job #: 500-107641

Chain of Custody Number: _____

Page _____ of _____

Temperature °C of Cooler: _____

Lab ID	MS/MSD	Sample ID	Sampling		# of Containers	Matrix	Preservative										Comments					
			Date	Time			1	2	3	4	5	6	7	8	9	10		11	12			
18		3011-20-301(01)	2/16/16	1300	2	S	VOC	SWC	Total PAH	PAH	PAH	PAH	PAH	PAH	PAH	PAH	PAH	PAH	PAH	PAH	PAH	
<i>Handwritten signature and date 2/16/16</i>																						

- Preservative Key
- HCL, Cool to 4°
 - H2SO4, Cool to 4°
 - HNO3, Cool to 4°
 - NaOH, Cool to 4°
 - NaOH/Zn, Cool to 4°
 - NaHSO4
 - Cool to 4°
 - None
 - Other

Turnaround Time Required (Business Days)
 ___ 1 Day ___ 2 Days ___ 5 Days ___ 7 Days ___ 10 Days ___ 15 Days ___ Other

Requested Due Date: _____

Sample Disposal
 Return to Client Disposal by Lab Archive for _____ Months (A fee may be assessed if samples are retained longer than 1 month)

Relinquished By: <u>[Signature]</u>	Company: <u>EE</u>	Date: <u>2/16/16</u>	Time: <u>1530</u>	Received By: <u>[Signature]</u>	Company: <u>TA</u>	Date: <u>2/16/16</u>	Time: <u>1530</u>
Relinquished By: <u>[Signature]</u>	Company: <u>TA</u>	Date: <u>2/16/16</u>	Time: <u>1715</u>	Received By: <u>[Signature]</u>	Company: <u>TA-CHT</u>	Date: <u>2/17/16</u>	Time: <u>0745</u>
Relinquished By: _____	Company: _____	Date: _____	Time: _____	Received By: _____	Company: _____	Date: _____	Time: _____

Lab Courier: TA

Shipped: _____

Hand Delivered: _____

- Matrix Key
- WW - Wastewater
 - W - Water
 - S - Soil
 - SL - Sludge
 - MS - Miscellaneous
 - OL - Oil
 - A - Air
 - SE - Sediment
 - SO - Soil
 - L - Leachate
 - WI - Wipe
 - DW - Drinking Water
 - O - Other

Client Comments: _____

Lab Comments: _____

Login Sample Receipt Checklist

Client: Ecology and Environment, Inc.

Job Number: 500-107641-5

Login Number: 107641

List Source: TestAmerica Chicago

List Number: 1

Creator: Scott, Sherri L

Question	Answer	Comment
Radioactivity wasn't checked or is </= background as measured by a survey meter.	True	
The cooler's custody seal, if present, is intact.	True	
Sample custody seals, if present, are intact.	True	
The cooler or samples do not appear to have been compromised or tampered with.	True	
Samples were received on ice.	True	
Cooler Temperature is acceptable.	True	
Cooler Temperature is recorded.	True	2.8,2.5,3.2,3.5
COC is present.	True	
COC is filled out in ink and legible.	True	
COC is filled out with all pertinent information.	True	
Is the Field Sampler's name present on COC?	True	
There are no discrepancies between the containers received and the COC.	True	
Samples are received within Holding Time (excluding tests with immediate HTs)	True	
Sample containers have legible labels.	True	
Containers are not broken or leaking.	True	
Sample collection date/times are provided.	True	
Appropriate sample containers are used.	True	
Sample bottles are completely filled.	True	
Sample Preservation Verified.	True	
There is sufficient vol. for all requested analyses, incl. any requested MS/MSDs	True	
Containers requiring zero headspace have no headspace or bubble is <6mm (1/4").	N/A	
Multiphasic samples are not present.	True	
Samples do not require splitting or compositing.	True	
Residual Chlorine Checked.	N/A	



Bureau of Land • 1021 North Grand Avenue East • P.O. Box 19276 • Springfield • Illinois • 62794-9276

Uncontaminated Soil Certification by Licensed Professional Engineer or Licensed Professional Geologist for Use of Uncontaminated Soil as Fill in a CCDD or Uncontaminated Soil Fill Operation LPC-663

Revised in accordance with 35 Ill. Adm. Code 1100, as amended by PCB R2012-009 (eff. Aug. 27, 2012)

This certification form is to be used by professional engineers and professional geologists to certify, pursuant to 35 Ill. Adm. Code 1100.205(a)(1)(B), that soil (i) is uncontaminated soil and (ii) is within a pH range of 6.26 to 9.0. If you have questions about this form, please telephone the Bureau of Land Permit Section at 217/524-3300.

This form may be completed online, saved locally, printed and signed, and submitted to prospective clean construction or demolition debris (CCDD) fill operations or uncontaminated soil fill operations.

I. Source Location Information

(Describe the location of the source of the uncontaminated soil)

Project Name: FAP 347 (IL Route 38) Office Phone Number, if available: _____

Physical Site Location (address, including number and street):
48W 178 IL 38 ISGS #3011-21 (Residence)

City: Maple Park State: IL Zip Code: 60151

County: Kane Township: Virgil

Lat/Long of approximate center of site in decimal degrees (DD.ddddd) to five decimal places (e.g., 40.67890, -90.12345):

Latitude: 41.89471762 Longitude: -88.54945962
(Decimal Degrees) (-Decimal Degrees)

Identify how the lat/long data were determined:

- GPS Map Interpolation Photo Interpolation Survey Other

IEPA Site Number(s), if assigned: BOL: _____ BOW: _____ BOA: _____

II. Owner/Operator Information for Source Site

Site Owner

Site Operator

Name: Illinois Department of Transportation

Name: Illinois Department of Transportation

Street Address: 201 West Center Court

Street Address: 201 West Center Court

PO Box: _____

PO Box: _____

City: Schaumburg State: IL

City: Schaumburg State: IL

Zip Code: 60196-1096 Phone: 847-705-4159

Zip Code: 60196-1096 Phone: 847-705-4159

Contact: Sam Mead

Contact: Sam Mead

Email, if available: Sam.Mead@illinois.gov

Email, if available: Sam.Mead@illinois.gov

This Agency is authorized to require this information under Section 4 and Title X of the Environmental Protection Act (415 ILCS 5/4, 5/39). Failure to disclose this information may result in: a civil penalty of not to exceed \$50,000 for the violation and an additional civil penalty of not to exceed \$10,000 for each day during which the violation continues (415 ILCS 5/42). This form has been approved by the Forms Management Center.

Project Name: FAP 347 (IL Route 38)Latitude: 41.89471762 Longitude: -88.54945962Uncontaminated Site Certification**III. Basis for Certification and Attachments**

For each item listed below, reference the attachments to this form that provide the required information.

- a. A Description of the soil sample points and how they were determined to be sufficient in number and appropriately located 35 Ill. Adm. Code 1100.610(a):

Location 3011-21-B01 and 3011-22-B01 were sampled within the construction zone adjacent to ISGS #3011-21 (Residence). Refer to PSI Report for ISGS #3011-21 (Residence) including Table 4-4, and Figures 4-4A&B.

- b. Analytical soil testing results to show that soil chemical constituents comply with the maximum allowable concentrations established pursuant to 35 Ill. Adm. Code Part 1100, Subpart F and that the soil pH is within the range of 6.25 to 9.0, including the documentation of chain of custody control, a copy of the lab analysis; the accreditation status of the laboratory performing the analysis; and certification by an authorized agent of the laboratory that the analysis has been performed in accordance with the Agency's rules for the accreditation of environmental and the scope of the accreditation [35 Ill. Adm. Code 1100.201(g), 1100.205(a), 1100.610]:

See attached data summary table and associated laboratory data package J107641-6 and J107641-7.


IV. Certification Statement, Signature and Seal of Licensed Professional Engineer or Licensed Professional Geologist

I, Neil J. Brown (name of licensed professional engineer or geologist) certify under penalty of law that the information submitted, including but not limited to, all attachments and other information, is to the best of my knowledge and belief, true, accurate and complete. In accordance with the Environmental Protection Act [415 ILCS 5/22.51 or 22.51a] and 35 Ill. Adm. Code 1100.205(a), I certify that the soil from this site is uncontaminated soil. I also certify that the soil pH is within the range of 6.25 to 9.0. In addition, I certify that the soil has not been removed from the site as part of a cleanup or removal of contaminants. All necessary documentation is attached.

Any person who knowingly makes a false, fictitious, or fraudulent material statement, orally or in writing, to the Illinois EPA commits a Class 4 felony. A second or subsequent offense after conviction is a Class 3 felony. (415 ILCS 5/44(h))

Company Name: Ecology and Environment, Inc.Street Address: 33 West Monroe StreetCity: Chicago State: IL Zip Code: 60603Phone: 312-578-9243Neil J. Brown

Printed Name:



Licensed Professional Engineer or
Licensed Professional Geologist Signature:

3/17/16

Date:



P.E. or L.P.G. Seal:




Analytical Data Summary

PTB #176-001; IDOT Job #D-91-339-15; Project #P-91-141-15; WorkOrder #08A

Key to Data Tables

- MAC = Maximum Allowable Concentration of Chemical Constituent in
Uncontaminated Soil Used as Fill Material At Regulated Fill Operations
- mg/kg = Milligrams per kilogram.
- mg/L = Milligrams per liter.
- MSA = Metropolitan Statistical Area
- TACO = Tiered Approach to Corrective Action Objectives
- TCLP = Toxicity Characteristic Leaching Procedure.
- SCGIER = Soil Component of the Groundwater Ingestion Exposure Route
- SPLP = Synthetic Precipitation Leaching Procedure.
- ND = Not detected.
- NA = Not analyzed.
- J = Estimated value.
- U = Analyte was analyzed for but not detected.

Criteria Qualifiers and Shading

- † = Concentration exceeds the most stringent MAC.
- m = Concentration exceeds the MAC for an MSA.
- * = Concentration exceeds the MAC for Chicago corporate limits.
- L = The detected TCLP/SPLP concentration exceeds the TACO Tier 1 RO for the SCGIER.
-  = Concentration exceeds the most stringent MAC, but is below the MAC for an MSA.
-  = Concentration exceeds the most stringent MAC and the MAC for Chicago corporate limits.
-  = Concentration exceeds applicable comparison criteria.

PTB #176-001; IDOT Job #D-91-339-15; Project #P-91-141-15; WorkOrder #08A
CONTAMINANTS OF CONCERN

SITE	ISGS #3011-21 (Residence)	Comparison Criteria			
BORING	3011-21-B01	MACs			TACO
SAMPLE	3011-21-B01 (0-1)	Most Stringent	Within an MSA	Within Chicago	SCGIER
MATRIX	Soil				
DEPTH (feet)	0-1				
pH	8.58				
VOCs (None Detected)					
SVOCs (mg/kg)					
2-Methylnaphthalene	0.011 J	--	--	--	--
Acenaphthylene	0.008 J	--	--	--	--
Anthracene	0.017 J	12,000	--	--	--
Benzo[a]anthracene	0.11	0.9	1.8	1.1	--
Benzo[a]pyrene	0.15 †	0.09	2.1	1.3	--
Benzo[b]fluoranthene	0.24	0.9	2.1	1.5	--
Benzo[g,h,i]perylene	0.17	--	--	--	--
Benzo[k]fluoranthene	0.12	9	--	--	--
Bis(2-ethylhexyl) phthalate	0.1 J	46	--	--	--
Chrysene	0.15	88	--	--	--
Dibenzo(a,h)anthracene	0.047	0.09	0.42	0.2	--
Di-n-butyl phthalate	0.23	2,300	--	--	--
Fluoranthene	0.16	3,100	--	--	--
Indeno[1,2,3-cd]pyrene	0.15	0.9	1.6	0.9	--
Naphthalene	0.0075 J	1.8	--	--	--
Phenanthrene	0.079	--	--	--	--
Pyrene	0.34	2,300	--	--	--
Inorganics (mg/kg)					
Arsenic	3.6	11.3	13	--	--
Barium	36	1,500	--	--	--
Beryllium	0.31	22	--	--	--
Boron	6.3	40	--	--	--
Cadmium	0.24	5.2	--	--	--
Calcium	140,000	--	--	--	--
Chromium	11	21	--	--	--
Cobalt	4.2	20	--	--	--
Copper	14	2,900	--	--	--
Iron	8,300	15,000	15,900	--	--
Lead	150 †	107	--	--	--
Magnesium	55,000	325,000	--	--	--
Manganese	340	630	636	--	--
Mercury	0.015 J	0.89	--	--	--
Nickel	11	100	--	--	--
Potassium	560	--	--	--	--
Sodium	1,300	--	--	--	--
Vanadium	12	550	--	--	--
Zinc	79	5,100	--	--	--
TCLP Metals (mg/L)					
Barium	0.31 J	--	--	--	2
Boron	0.27 J	--	--	--	2
Lead	ND U	--	--	--	0.0075
Manganese	0.78 L	--	--	--	0.15
Nickel	ND U	--	--	--	0.1
Zinc	0.25 J	--	--	--	5
SPLP Metals (mg/L)					
Manganese	0.65 L	--	--	--	0.15

CONTAMINANTS OF CONCERN

SITE	ISGS #3011-22 (Foracres Landscaping)	Comparison Criteria			
BORING	3011-22-B01	MACs			TACO
SAMPLE	3011-22-B01 (0-1)	Most Stringent	Within an MSA	Within Chicago	SCGIER
MATRIX	Soil				
DEPTH (feet)	0-1				
pH	8.56				
VOCs (None Detected)					
SVOCs (mg/kg)					
Anthracene	0.0061 J	12,000	--	--	--
Benzo[a]anthracene	0.047	0.9	1.8	1.1	--
Benzo[a]pyrene	0.063	0.09	2.1	1.3	--
Benzo[b]fluoranthene	0.097	0.9	2.1	1.5	--
Benzo[g,h,i]perylene	0.053	--	--	--	--
Benzo[k]fluoranthene	0.042	9	--	--	--
Chrysene	0.072	88	--	--	--
Dibenzo(a,h)anthracene	ND U	0.09	0.42	0.2	--
Fluoranthene	0.07 J	3,100	--	--	--
Fluorene	ND U	560	--	--	--
Indeno[1,2,3-cd]pyrene	0.031 J	0.9	1.6	0.9	--
Phenanthrene	0.037	--	--	--	--
Pyrene	0.15 J	2,300	--	--	--
Inorganics (mg/kg)					
Arsenic	5.1	11.3	13	--	--
Barium	50	1,500	--	--	--
Beryllium	0.67	22	--	--	--
Boron	7.2	40	--	--	--
Cadmium	ND U	5.2	--	--	--
Calcium	150,000	--	--	--	--
Chromium	17	21	--	--	--
Cobalt	11	20	--	--	--
Copper	21	2,900	--	--	--
Iron	17,000 tm	15,000	15,900	--	--
Lead	12	107	--	--	--
Magnesium	24,000	325,000	--	--	--
Manganese	370	630	636	--	--
Mercury	ND U	0.89	--	--	--
Nickel	31	100	--	--	--
Potassium	1,800	--	--	--	--
Sodium	500	--	--	--	--
Vanadium	20	550	--	--	--
Zinc	49	5,100	--	--	--
TCLP Metals (mg/L)					
Barium	0.44 J	--	--	--	2
Boron	0.48 J	--	--	--	2
Cobalt	0.013 J	--	--	--	1
Iron	ND U	--	--	--	5
Manganese	2.7 L	--	--	--	0.15
Nickel	0.016 J	--	--	--	0.1
Zinc	0.47 J	--	--	--	5
SPLP Metals (mg/L)					
Manganese	0.11	--	--	--	0.15

TestAmerica

THE LEADER IN ENVIRONMENTAL TESTING

ANALYTICAL REPORT

TestAmerica Laboratories, Inc.
TestAmerica Chicago
2417 Bond Street
University Park, IL 60484
Tel: (708)534-5200

TestAmerica Job ID: 500-107641-6
Client Project/Site: IDOT - IL 38 - WO 008

For:
Ecology and Environment, Inc.
33 West Monroe St.
Suite 1410
Chicago, Illinois 60603

Attn: Mr. Dean Tiebout

Jodie Bracken

Authorized for release by:
3/1/2016 5:26:21 PM
Jodie Bracken, Project Management Assistant II
jodie.bracken@testamericainc.com

Designee for
Richard Wright, Senior Project Manager
(708)534-5200
richard.wright@testamericainc.com

LINKS

Review your project
results through
TotalAccess

Have a Question?



Visit us at:
www.testamericainc.com

The test results in this report meet all 2003 NELAC and 2009 TNI requirements for accredited parameters, exceptions are noted in this report. This report may not be reproduced except in full, and with written approval from the laboratory. For questions please contact the Project Manager at the e-mail address or telephone number listed on this page.

This report has been electronically signed and authorized by the signatory. Electronic signature is intended to be the legally binding equivalent of a traditionally handwritten signature.

Results relate only to the items tested and the sample(s) as received by the laboratory.

1

2

3

4

5

6

7

8

9

10



Table of Contents

Cover Page	1
Table of Contents	2
Case Narrative	3
Detection Summary	4
Sample Summary	5
Client Sample Results	6
Definitions	10
Certification Summary	11
Chain of Custody	12
Receipt Checklists	13

Case Narrative

Client: Ecology and Environment, Inc.
Project/Site: IDOT - IL 38 - WO 008

TestAmerica Job ID: 500-107641-6

Job ID: 500-107641-6

Laboratory: TestAmerica Chicago

Narrative

Job Narrative 500-107641-6

Comments

No additional comments.

Receipt

The samples were received on 2/17/2016 7:45 AM; the samples arrived in good condition, properly preserved and, where required, on ice. The temperatures of the 4 coolers at receipt time were 2.5° C, 2.8° C, 3.2° C and 3.5° C.

GC/MS VOA

Method(s) 8260B: Due to internal standard (ISTD) area failures, a dilution was required for the following sample: 3011-21-B01 (0-1) (500-107641-19). The sample was initially analyzed without dilution. All internal standards were outside the QC limits. The sample was re-analyzed with similar results. No usable data was obtained from the un-diluted runs. The sample was re-analyzed at a dilution using the methanol extraction method. All internal standard areas were within limits in the diluted run. Elevated reporting limits have been provided.

Method(s) 8260B: The following analyte recovered outside control limits for the LCS associated with 324385: Bromomethane. This is not indicative of a systematic control problem because these were random marginal exceedances. Qualified results have been reported.

No additional analytical or quality issues were noted, other than those described above or in the Definitions/Glossary page.

GC/MS Semi VOA

Method(s) 8270D: The following sample contained one acid surrogate and/or one base/neutral surrogate outside acceptance limits: 3011-21-B01 (0-1) (500-107641-19), (500-107641-E-1-D MS) and (500-107641-E-1-E MSD). The laboratory's SOP allows one acid and one base/neutral surrogate to be outside acceptance limits; therefore, re-extraction was not performed. These results have been reported and qualified.

No additional analytical or quality issues were noted, other than those described above or in the Definitions/Glossary page.

Metals

Method(s) 6010B: The method blank for preparation batch 500-324170 and analytical batch 500-324562 contained Calcium and Magnesium above the reporting limit (RL). Associated sample(s) were not re-extracted and/or re-analyzed because results were greater than 10X the value found in the method blank.

No additional analytical or quality issues were noted, other than those described above or in the Definitions/Glossary page.

General Chemistry

No analytical or quality issues were noted, other than those described in the Definitions/Glossary page.

Organic Prep

No analytical or quality issues were noted, other than those described in the Definitions/Glossary page.

Detection Summary

Client: Ecology and Environment, Inc.
Project/Site: IDOT - IL 38 - WO 008

TestAmerica Job ID: 500-107641-6

Client Sample ID: 3011-21-B01 (0-1)

Lab Sample ID: 500-107641-19

Analyte	Result	Qualifier	RL	MDL	Unit	Dil Fac	D	Method	Prep Type
Naphthalene	0.0075	J	0.037	0.0058	mg/Kg	1	☼	8270D	Total/NA
2-Methylnaphthalene	0.011	J	0.037	0.0069	mg/Kg	1	☼	8270D	Total/NA
Acenaphthylene	0.0080	J	0.037	0.0049	mg/Kg	1	☼	8270D	Total/NA
Phenanthrene	0.079		0.037	0.0052	mg/Kg	1	☼	8270D	Total/NA
Anthracene	0.017	J	0.037	0.0063	mg/Kg	1	☼	8270D	Total/NA
Di-n-butyl phthalate	0.23		0.19	0.057	mg/Kg	1	☼	8270D	Total/NA
Fluoranthene	0.16		0.037	0.0069	mg/Kg	1	☼	8270D	Total/NA
Pyrene	0.34		0.037	0.0074	mg/Kg	1	☼	8270D	Total/NA
Benzo[a]anthracene	0.11		0.037	0.0050	mg/Kg	1	☼	8270D	Total/NA
Chrysene	0.15		0.037	0.010	mg/Kg	1	☼	8270D	Total/NA
Bis(2-ethylhexyl) phthalate	0.10	J	0.19	0.068	mg/Kg	1	☼	8270D	Total/NA
Benzo[b]fluoranthene	0.24		0.037	0.0081	mg/Kg	1	☼	8270D	Total/NA
Benzo[k]fluoranthene	0.12		0.037	0.011	mg/Kg	1	☼	8270D	Total/NA
Benzo[a]pyrene	0.15		0.037	0.0073	mg/Kg	1	☼	8270D	Total/NA
Indeno[1,2,3-cd]pyrene	0.15		0.037	0.0097	mg/Kg	1	☼	8270D	Total/NA
Dibenz(a,h)anthracene	0.047		0.037	0.0072	mg/Kg	1	☼	8270D	Total/NA
Benzo[g,h,i]perylene	0.17		0.037	0.012	mg/Kg	1	☼	8270D	Total/NA
Arsenic	3.6		0.56	0.26	mg/Kg	1	☼	6010B	Total/NA
Barium	36		0.56	0.10	mg/Kg	1	☼	6010B	Total/NA
Beryllium	0.31		0.22	0.049	mg/Kg	1	☼	6010B	Total/NA
Boron	6.3		2.8	0.39	mg/Kg	1	☼	6010B	Total/NA
Cadmium	0.24		0.11	0.033	mg/Kg	1	☼	6010B	Total/NA
Calcium	140000	B	110	36	mg/Kg	10	☼	6010B	Total/NA
Chromium	11	B	0.56	0.097	mg/Kg	1	☼	6010B	Total/NA
Cobalt	4.2		0.28	0.064	mg/Kg	1	☼	6010B	Total/NA
Copper	14		0.56	0.12	mg/Kg	1	☼	6010B	Total/NA
Iron	8300	B	11	4.3	mg/Kg	1	☼	6010B	Total/NA
Lead	150		0.28	0.14	mg/Kg	1	☼	6010B	Total/NA
Magnesium	55000	B	5.6	2.3	mg/Kg	1	☼	6010B	Total/NA
Manganese	340		0.56	0.11	mg/Kg	1	☼	6010B	Total/NA
Nickel	11		0.56	0.15	mg/Kg	1	☼	6010B	Total/NA
Potassium	560		28	4.6	mg/Kg	1	☼	6010B	Total/NA
Sodium	1300		56	7.4	mg/Kg	1	☼	6010B	Total/NA
Vanadium	12		0.28	0.082	mg/Kg	1	☼	6010B	Total/NA
Zinc	79		1.1	0.36	mg/Kg	1	☼	6010B	Total/NA
Barium	0.31	J	0.50	0.050	mg/L	1		6010B	TCLP
Boron	0.27	J	0.50	0.050	mg/L	1		6010B	TCLP
Manganese	0.78		0.025	0.010	mg/L	1		6010B	TCLP
Zinc	0.25	J B	0.50	0.020	mg/L	1		6010B	TCLP
Manganese	0.65		0.025	0.010	mg/L	1		6010B	SPLP East
Mercury	0.015	J	0.019	0.010	mg/Kg	1	☼	7471B	Total/NA
pH	8.58		0.200	0.200	SU	1		9045D	Total/NA

This Detection Summary does not include radiochemical test results.

TestAmerica Chicago

Sample Summary

Client: Ecology and Environment, Inc.
Project/Site: IDOT - IL 38 - WO 008

TestAmerica Job ID: 500-107641-6

Lab Sample ID	Client Sample ID	Matrix	Collected	Received
500-107641-19	3011-21-B01 (0-1)	Solid	02/16/16 11:25	02/17/16 07:45

1

2

3

4

5

6

7

8

9

10

Client Sample Results

Client: Ecology and Environment, Inc.
Project/Site: IDOT - IL 38 - WO 008

TestAmerica Job ID: 500-107641-6

Client Sample ID: 3011-21-B01 (0-1)

Lab Sample ID: 500-107641-19

Date Collected: 02/16/16 11:25

Matrix: Solid

Date Received: 02/17/16 07:45

Percent Solids: 83.5

Method: 8260B - Volatile Organic Compounds (GC/MS)

Analyte	Result	Qualifier	RL	MDL	Unit	D	Prepared	Analyzed	Dil Fac
Acetone	<0.27		0.27	0.095	mg/Kg	☼	02/16/16 11:25	02/25/16 20:21	50
Benzene	<0.014		0.014	0.0080	mg/Kg	☼	02/16/16 11:25	02/25/16 20:21	50
Bromodichloromethane	<0.055		0.055	0.020	mg/Kg	☼	02/16/16 11:25	02/25/16 20:21	50
Bromoform	<0.055	*	0.055	0.026	mg/Kg	☼	02/16/16 11:25	02/25/16 20:21	50
Bromomethane	<0.11		0.11	0.044	mg/Kg	☼	02/16/16 11:25	02/25/16 20:21	50
2-Butanone (MEK)	<0.27		0.27	0.12	mg/Kg	☼	02/16/16 11:25	02/25/16 20:21	50
Carbon disulfide	<0.11		0.11	0.044	mg/Kg	☼	02/16/16 11:25	02/25/16 20:21	50
Carbon tetrachloride	<0.055		0.055	0.021	mg/Kg	☼	02/16/16 11:25	02/25/16 20:21	50
Chlorobenzene	<0.055		0.055	0.021	mg/Kg	☼	02/16/16 11:25	02/25/16 20:21	50
Chloroethane	<0.055		0.055	0.028	mg/Kg	☼	02/16/16 11:25	02/25/16 20:21	50
Chloroform	<0.055		0.055	0.020	mg/Kg	☼	02/16/16 11:25	02/25/16 20:21	50
Chloromethane	<0.055		0.055	0.018	mg/Kg	☼	02/16/16 11:25	02/25/16 20:21	50
cis-1,2-Dichloroethene	<0.055		0.055	0.022	mg/Kg	☼	02/16/16 11:25	02/25/16 20:21	50
cis-1,3-Dichloropropene	<0.055		0.055	0.023	mg/Kg	☼	02/16/16 11:25	02/25/16 20:21	50
Dibromochloromethane	<0.055		0.055	0.027	mg/Kg	☼	02/16/16 11:25	02/25/16 20:21	50
1,1-Dichloroethane	<0.055		0.055	0.022	mg/Kg	☼	02/16/16 11:25	02/25/16 20:21	50
1,2-Dichloroethane	<0.055		0.055	0.021	mg/Kg	☼	02/16/16 11:25	02/25/16 20:21	50
1,1-Dichloroethene	<0.055		0.055	0.021	mg/Kg	☼	02/16/16 11:25	02/25/16 20:21	50
1,2-Dichloropropane	<0.055		0.055	0.023	mg/Kg	☼	02/16/16 11:25	02/25/16 20:21	50
1,3-Dichloropropene, Total	<0.055		0.055	0.023	mg/Kg	☼	02/16/16 11:25	02/25/16 20:21	50
Ethylbenzene	<0.014		0.014	0.010	mg/Kg	☼	02/16/16 11:25	02/25/16 20:21	50
2-Hexanone	<0.27		0.27	0.085	mg/Kg	☼	02/16/16 11:25	02/25/16 20:21	50
Methylene Chloride	<0.27		0.27	0.089	mg/Kg	☼	02/16/16 11:25	02/25/16 20:21	50
4-Methyl-2-pentanone (MIBK)	<0.27		0.27	0.12	mg/Kg	☼	02/16/16 11:25	02/25/16 20:21	50
Methyl tert-butyl ether	<0.055		0.055	0.022	mg/Kg	☼	02/16/16 11:25	02/25/16 20:21	50
Styrene	<0.055		0.055	0.021	mg/Kg	☼	02/16/16 11:25	02/25/16 20:21	50
1,1,2,2-Tetrachloroethane	<0.055		0.055	0.022	mg/Kg	☼	02/16/16 11:25	02/25/16 20:21	50
Tetrachloroethene	<0.055		0.055	0.020	mg/Kg	☼	02/16/16 11:25	02/25/16 20:21	50
Toluene	<0.014		0.014	0.0080	mg/Kg	☼	02/16/16 11:25	02/25/16 20:21	50
trans-1,2-Dichloroethene	<0.055		0.055	0.019	mg/Kg	☼	02/16/16 11:25	02/25/16 20:21	50
trans-1,3-Dichloropropene	<0.055		0.055	0.020	mg/Kg	☼	02/16/16 11:25	02/25/16 20:21	50
1,1,1-Trichloroethane	<0.055		0.055	0.021	mg/Kg	☼	02/16/16 11:25	02/25/16 20:21	50
1,1,2-Trichloroethane	<0.055		0.055	0.019	mg/Kg	☼	02/16/16 11:25	02/25/16 20:21	50
Trichloroethene	<0.027		0.027	0.0090	mg/Kg	☼	02/16/16 11:25	02/25/16 20:21	50
Vinyl acetate	<0.11		0.11	0.049	mg/Kg	☼	02/16/16 11:25	02/25/16 20:21	50
Vinyl chloride	<0.027		0.027	0.014	mg/Kg	☼	02/16/16 11:25	02/25/16 20:21	50
Xylenes, Total	<0.027		0.027	0.012	mg/Kg	☼	02/16/16 11:25	02/25/16 20:21	50

Surrogate	%Recovery	Qualifier	Limits	Prepared	Analyzed	Dil Fac
4-Bromofluorobenzene (Surr)	95		75 - 120	02/16/16 11:25	02/25/16 20:21	50
Dibromofluoromethane	83		75 - 120	02/16/16 11:25	02/25/16 20:21	50
1,2-Dichloroethane-d4 (Surr)	90		75 - 125	02/16/16 11:25	02/25/16 20:21	50
Toluene-d8 (Surr)	92		75 - 120	02/16/16 11:25	02/25/16 20:21	50

Method: 8270D - Semivolatile Organic Compounds (GC/MS)

Analyte	Result	Qualifier	RL	MDL	Unit	D	Prepared	Analyzed	Dil Fac
Phenol	<0.19		0.19	0.083	mg/Kg	☼	02/22/16 06:59	02/28/16 19:36	1
Bis(2-chloroethyl)ether	<0.19		0.19	0.056	mg/Kg	☼	02/22/16 06:59	02/28/16 19:36	1
1,3-Dichlorobenzene	<0.19		0.19	0.042	mg/Kg	☼	02/22/16 06:59	02/28/16 19:36	1
1,4-Dichlorobenzene	<0.19		0.19	0.048	mg/Kg	☼	02/22/16 06:59	02/28/16 19:36	1

TestAmerica Chicago

Client Sample Results

Client: Ecology and Environment, Inc.
Project/Site: IDOT - IL 38 - WO 008

TestAmerica Job ID: 500-107641-6

Client Sample ID: 3011-21-B01 (0-1)

Lab Sample ID: 500-107641-19

Date Collected: 02/16/16 11:25

Matrix: Solid

Date Received: 02/17/16 07:45

Percent Solids: 83.5

Method: 8270D - Semivolatile Organic Compounds (GC/MS) (Continued)

Analyte	Result	Qualifier	RL	MDL	Unit	D	Prepared	Analyzed	Dil Fac
1,2-Dichlorobenzene	<0.19		0.19	0.045	mg/Kg	☼	02/22/16 06:59	02/28/16 19:36	1
2-Methylphenol	<0.19		0.19	0.060	mg/Kg	☼	02/22/16 06:59	02/28/16 19:36	1
2,2'-oxybis[1-chloropropane]	<0.19		0.19	0.043	mg/Kg	☼	02/22/16 06:59	02/28/16 19:36	1
N-Nitrosodi-n-propylamine	<0.076		0.076	0.046	mg/Kg	☼	02/22/16 06:59	02/28/16 19:36	1
Hexachloroethane	<0.19		0.19	0.057	mg/Kg	☼	02/22/16 06:59	02/28/16 19:36	1
2-Chlorophenol	<0.19		0.19	0.064	mg/Kg	☼	02/22/16 06:59	02/28/16 19:36	1
Nitrobenzene	<0.037		0.037	0.0094	mg/Kg	☼	02/22/16 06:59	02/28/16 19:36	1
Bis(2-chloroethoxy)methane	<0.19		0.19	0.038	mg/Kg	☼	02/22/16 06:59	02/28/16 19:36	1
1,2,4-Trichlorobenzene	<0.19		0.19	0.040	mg/Kg	☼	02/22/16 06:59	02/28/16 19:36	1
Isophorone	<0.19		0.19	0.042	mg/Kg	☼	02/22/16 06:59	02/28/16 19:36	1
2,4-Dimethylphenol	<0.37		0.37	0.14	mg/Kg	☼	02/22/16 06:59	02/28/16 19:36	1
Hexachlorobutadiene	<0.19		0.19	0.059	mg/Kg	☼	02/22/16 06:59	02/28/16 19:36	1
Naphthalene	0.0075	J	0.037	0.0058	mg/Kg	☼	02/22/16 06:59	02/28/16 19:36	1
2,4-Dichlorophenol	<0.37		0.37	0.089	mg/Kg	☼	02/22/16 06:59	02/28/16 19:36	1
4-Chloroaniline	<0.76		0.76	0.18	mg/Kg	☼	02/22/16 06:59	02/28/16 19:36	1
2,4,6-Trichlorophenol	<0.37		0.37	0.13	mg/Kg	☼	02/22/16 06:59	02/28/16 19:36	1
2,4,5-Trichlorophenol	<0.37		0.37	0.086	mg/Kg	☼	02/22/16 06:59	02/28/16 19:36	1
Hexachlorocyclopentadiene	<0.76		0.76	0.22	mg/Kg	☼	02/22/16 06:59	02/28/16 19:36	1
2-Methylnaphthalene	0.011	J	0.037	0.0069	mg/Kg	☼	02/22/16 06:59	02/28/16 19:36	1
2-Nitroaniline	<0.19		0.19	0.050	mg/Kg	☼	02/22/16 06:59	02/28/16 19:36	1
2-Chloronaphthalene	<0.19		0.19	0.041	mg/Kg	☼	02/22/16 06:59	02/28/16 19:36	1
4-Chloro-3-methylphenol	<0.37		0.37	0.13	mg/Kg	☼	02/22/16 06:59	02/28/16 19:36	1
2,6-Dinitrotoluene	<0.19		0.19	0.074	mg/Kg	☼	02/22/16 06:59	02/28/16 19:36	1
2-Nitrophenol	<0.37		0.37	0.089	mg/Kg	☼	02/22/16 06:59	02/28/16 19:36	1
3-Nitroaniline	<0.37		0.37	0.12	mg/Kg	☼	02/22/16 06:59	02/28/16 19:36	1
Dimethyl phthalate	<0.19		0.19	0.049	mg/Kg	☼	02/22/16 06:59	02/28/16 19:36	1
2,4-Dinitrophenol	<0.76		0.76	0.66	mg/Kg	☼	02/22/16 06:59	02/28/16 19:36	1
Acenaphthylene	0.0080	J	0.037	0.0049	mg/Kg	☼	02/22/16 06:59	02/28/16 19:36	1
2,4-Dinitrotoluene	<0.19		0.19	0.060	mg/Kg	☼	02/22/16 06:59	02/28/16 19:36	1
Acenaphthene	<0.037		0.037	0.0067	mg/Kg	☼	02/22/16 06:59	02/28/16 19:36	1
Dibenzofuran	<0.19		0.19	0.044	mg/Kg	☼	02/22/16 06:59	02/28/16 19:36	1
4-Nitrophenol	<0.76		0.76	0.36	mg/Kg	☼	02/22/16 06:59	02/28/16 19:36	1
Fluorene	<0.037		0.037	0.0053	mg/Kg	☼	02/22/16 06:59	02/28/16 19:36	1
4-Nitroaniline	<0.37		0.37	0.16	mg/Kg	☼	02/22/16 06:59	02/28/16 19:36	1
4-Bromophenyl phenyl ether	<0.19		0.19	0.049	mg/Kg	☼	02/22/16 06:59	02/28/16 19:36	1
Hexachlorobenzene	<0.076		0.076	0.0087	mg/Kg	☼	02/22/16 06:59	02/28/16 19:36	1
Diethyl phthalate	<0.19		0.19	0.064	mg/Kg	☼	02/22/16 06:59	02/28/16 19:36	1
4-Chlorophenyl phenyl ether	<0.19		0.19	0.044	mg/Kg	☼	02/22/16 06:59	02/28/16 19:36	1
Pentachlorophenol	<0.76		0.76	0.60	mg/Kg	☼	02/22/16 06:59	02/28/16 19:36	1
N-Nitrosodiphenylamine	<0.19		0.19	0.044	mg/Kg	☼	02/22/16 06:59	02/28/16 19:36	1
4,6-Dinitro-2-methylphenol	<0.76		0.76	0.30	mg/Kg	☼	02/22/16 06:59	02/28/16 19:36	1
Phenanthrene	0.079		0.037	0.0052	mg/Kg	☼	02/22/16 06:59	02/28/16 19:36	1
Anthracene	0.017	J	0.037	0.0063	mg/Kg	☼	02/22/16 06:59	02/28/16 19:36	1
Carbazole	<0.19		0.19	0.094	mg/Kg	☼	02/22/16 06:59	02/28/16 19:36	1
Di-n-butyl phthalate	0.23		0.19	0.057	mg/Kg	☼	02/22/16 06:59	02/28/16 19:36	1
Fluoranthene	0.16		0.037	0.0069	mg/Kg	☼	02/22/16 06:59	02/28/16 19:36	1
Pyrene	0.34		0.037	0.0074	mg/Kg	☼	02/22/16 06:59	02/28/16 19:36	1
Butyl benzyl phthalate	<0.19		0.19	0.071	mg/Kg	☼	02/22/16 06:59	02/28/16 19:36	1
Benzo[a]anthracene	0.11		0.037	0.0050	mg/Kg	☼	02/22/16 06:59	02/28/16 19:36	1

TestAmerica Chicago

Client Sample Results

Client: Ecology and Environment, Inc.
Project/Site: IDOT - IL 38 - WO 008

TestAmerica Job ID: 500-107641-6

Client Sample ID: 3011-21-B01 (0-1)

Lab Sample ID: 500-107641-19

Date Collected: 02/16/16 11:25

Matrix: Solid

Date Received: 02/17/16 07:45

Percent Solids: 83.5

Method: 8270D - Semivolatile Organic Compounds (GC/MS) (Continued)

Analyte	Result	Qualifier	RL	MDL	Unit	D	Prepared	Analyzed	Dil Fac
Chrysene	0.15		0.037	0.010	mg/Kg	☼	02/22/16 06:59	02/28/16 19:36	1
3,3'-Dichlorobenzidine	<0.19		0.19	0.052	mg/Kg	☼	02/22/16 06:59	02/28/16 19:36	1
Bis(2-ethylhexyl) phthalate	0.10	J	0.19	0.068	mg/Kg	☼	02/22/16 06:59	02/28/16 19:36	1
Di-n-octyl phthalate	<0.19		0.19	0.061	mg/Kg	☼	02/22/16 06:59	02/28/16 19:36	1
Benzo[b]fluoranthene	0.24		0.037	0.0081	mg/Kg	☼	02/22/16 06:59	02/28/16 19:36	1
Benzo[k]fluoranthene	0.12		0.037	0.011	mg/Kg	☼	02/22/16 06:59	02/28/16 19:36	1
Benzo[a]pyrene	0.15		0.037	0.0073	mg/Kg	☼	02/22/16 06:59	02/28/16 19:36	1
Indeno[1,2,3-cd]pyrene	0.15		0.037	0.0097	mg/Kg	☼	02/22/16 06:59	02/28/16 19:36	1
Dibenz(a,h)anthracene	0.047		0.037	0.0072	mg/Kg	☼	02/22/16 06:59	02/28/16 19:36	1
Benzo[g,h,i]perylene	0.17		0.037	0.012	mg/Kg	☼	02/22/16 06:59	02/28/16 19:36	1
3 & 4 Methylphenol	<0.19		0.19	0.062	mg/Kg	☼	02/22/16 06:59	02/28/16 19:36	1

Surrogate	%Recovery	Qualifier	Limits	Prepared	Analyzed	Dil Fac
2-Fluorophenol	83		25 - 110	02/22/16 06:59	02/28/16 19:36	1
Phenol-d5	74		31 - 110	02/22/16 06:59	02/28/16 19:36	1
Nitrobenzene-d5	73		25 - 115	02/22/16 06:59	02/28/16 19:36	1
2-Fluorobiphenyl	78		25 - 119	02/22/16 06:59	02/28/16 19:36	1
2,4,6-Tribromophenol	76		35 - 137	02/22/16 06:59	02/28/16 19:36	1
Terphenyl-d14	202	X	36 - 134	02/22/16 06:59	02/28/16 19:36	1

Method: 6010B - Metals (ICP)

Analyte	Result	Qualifier	RL	MDL	Unit	D	Prepared	Analyzed	Dil Fac
Antimony	<1.1		1.1	0.23	mg/Kg	☼	02/23/16 16:44	02/26/16 04:29	1
Arsenic	3.6		0.56	0.26	mg/Kg	☼	02/23/16 16:44	02/26/16 04:29	1
Barium	36		0.56	0.10	mg/Kg	☼	02/23/16 16:44	02/26/16 04:29	1
Beryllium	0.31		0.22	0.049	mg/Kg	☼	02/23/16 16:44	02/26/16 04:29	1
Boron	6.3		2.8	0.39	mg/Kg	☼	02/23/16 16:44	02/26/16 04:29	1
Cadmium	0.24		0.11	0.033	mg/Kg	☼	02/23/16 16:44	02/26/16 04:29	1
Calcium	140000	B	110	36	mg/Kg	☼	02/23/16 16:44	02/26/16 06:26	10
Chromium	11	B	0.56	0.097	mg/Kg	☼	02/23/16 16:44	02/26/16 04:29	1
Cobalt	4.2		0.28	0.064	mg/Kg	☼	02/23/16 16:44	02/26/16 04:29	1
Copper	14		0.56	0.12	mg/Kg	☼	02/23/16 16:44	02/26/16 04:29	1
Iron	8300	B	11	4.3	mg/Kg	☼	02/23/16 16:44	02/26/16 04:29	1
Lead	150		0.28	0.14	mg/Kg	☼	02/23/16 16:44	02/26/16 04:29	1
Magnesium	55000	B	5.6	2.3	mg/Kg	☼	02/23/16 16:44	02/26/16 04:29	1
Manganese	340		0.56	0.11	mg/Kg	☼	02/23/16 16:44	02/26/16 04:29	1
Nickel	11		0.56	0.15	mg/Kg	☼	02/23/16 16:44	02/26/16 04:29	1
Potassium	560		28	4.6	mg/Kg	☼	02/23/16 16:44	02/26/16 04:29	1
Selenium	<0.56		0.56	0.28	mg/Kg	☼	02/23/16 16:44	02/26/16 04:29	1
Silver	<0.28		0.28	0.066	mg/Kg	☼	02/23/16 16:44	02/26/16 04:29	1
Sodium	1300		56	7.4	mg/Kg	☼	02/23/16 16:44	02/26/16 04:29	1
Thallium	<0.56		0.56	0.28	mg/Kg	☼	02/23/16 16:44	02/26/16 04:29	1
Vanadium	12		0.28	0.082	mg/Kg	☼	02/23/16 16:44	02/26/16 04:29	1
Zinc	79		1.1	0.36	mg/Kg	☼	02/23/16 16:44	02/26/16 04:29	1

Method: 6010B - Metals (ICP) - TCLP

Analyte	Result	Qualifier	RL	MDL	Unit	D	Prepared	Analyzed	Dil Fac
Barium	0.31	J	0.50	0.050	mg/L		02/21/16 16:00	02/23/16 22:52	1
Beryllium	<0.0040		0.0040	0.0040	mg/L		02/21/16 16:00	02/23/16 22:52	1
Boron	0.27	J	0.50	0.050	mg/L		02/21/16 16:00	02/23/16 22:52	1

TestAmerica Chicago

Client Sample Results

Client: Ecology and Environment, Inc.
Project/Site: IDOT - IL 38 - WO 008

TestAmerica Job ID: 500-107641-6

Client Sample ID: 3011-21-B01 (0-1)

Lab Sample ID: 500-107641-19

Date Collected: 02/16/16 11:25

Matrix: Solid

Date Received: 02/17/16 07:45

Percent Solids: 83.5

Method: 6010B - Metals (ICP) - TCLP (Continued)

Analyte	Result	Qualifier	RL	MDL	Unit	D	Prepared	Analyzed	Dil Fac
Cadmium	<0.0050		0.0050	0.0020	mg/L	-	02/21/16 16:00	02/23/16 22:52	1
Chromium	<0.025		0.025	0.010	mg/L	-	02/21/16 16:00	02/23/16 22:52	1
Cobalt	<0.025		0.025	0.010	mg/L	-	02/21/16 16:00	02/23/16 22:52	1
Iron	<0.40		0.40	0.20	mg/L	-	02/21/16 16:00	02/23/16 22:52	1
Lead	<0.0075		0.0075	0.0075	mg/L	-	02/21/16 16:00	02/23/16 22:52	1
Manganese	0.78		0.025	0.010	mg/L	-	02/21/16 16:00	02/23/16 22:52	1
Nickel	<0.025		0.025	0.010	mg/L	-	02/21/16 16:00	02/23/16 22:52	1
Selenium	<0.050		0.050	0.020	mg/L	-	02/21/16 16:00	02/23/16 22:52	1
Silver	<0.025		0.025	0.010	mg/L	-	02/21/16 16:00	02/23/16 22:52	1
Zinc	0.25	J B	0.50	0.020	mg/L	-	02/21/16 16:00	02/23/16 22:52	1

Method: 6010B - Metals (ICP) - SPLP East

Analyte	Result	Qualifier	RL	MDL	Unit	D	Prepared	Analyzed	Dil Fac
Manganese	0.65		0.025	0.010	mg/L	-	02/23/16 09:20	02/25/16 05:14	1

Method: 6020A - Metals (ICP/MS) - TCLP

Analyte	Result	Qualifier	RL	MDL	Unit	D	Prepared	Analyzed	Dil Fac
Antimony	<0.0060		0.0060	0.0060	mg/L	-	02/21/16 16:00	02/22/16 20:55	1
Thallium	<0.0020	^	0.0020	0.0020	mg/L	-	02/21/16 16:00	02/22/16 20:55	1

Method: 7470A - TCLP Mercury - TCLP

Analyte	Result	Qualifier	RL	MDL	Unit	D	Prepared	Analyzed	Dil Fac
Mercury	<0.00020		0.00020	0.00020	mg/L	-	02/22/16 15:15	02/23/16 11:34	1

Method: 7471B - Mercury (CVAA)

Analyte	Result	Qualifier	RL	MDL	Unit	D	Prepared	Analyzed	Dil Fac
Mercury	0.015	J	0.019	0.010	mg/Kg	☼	02/23/16 15:15	02/24/16 13:01	1

General Chemistry

Analyte	Result	Qualifier	RL	MDL	Unit	D	Prepared	Analyzed	Dil Fac
pH	8.58		0.200	0.200	SU	-		02/19/16 19:51	1

Definitions/Glossary

Client: Ecology and Environment, Inc.
Project/Site: IDOT - IL 38 - WO 008

TestAmerica Job ID: 500-107641-6

Qualifiers

GC/MS VOA

Qualifier	Qualifier Description
*	LCS or LCSD is outside acceptance limits.

GC/MS Semi VOA

Qualifier	Qualifier Description
J	Result is less than the RL but greater than or equal to the MDL and the concentration is an approximate value.
X	Surrogate is outside control limits

Metals

Qualifier	Qualifier Description
^	ICV,CCV,ICB,CCB, ISA, ISB, CRI, CRA, DLCK or MRL standard: Instrument related QC is outside acceptance limits.
J	Result is less than the RL but greater than or equal to the MDL and the concentration is an approximate value.
B	Compound was found in the blank and sample.

Glossary

Abbreviation	These commonly used abbreviations may or may not be present in this report.
α	Listed under the "D" column to designate that the result is reported on a dry weight basis
%R	Percent Recovery
CFL	Contains Free Liquid
CNF	Contains no Free Liquid
DER	Duplicate error ratio (normalized absolute difference)
Dil Fac	Dilution Factor
DL, RA, RE, IN	Indicates a Dilution, Re-analysis, Re-extraction, or additional Initial metals/anion analysis of the sample
DLC	Decision level concentration
MDA	Minimum detectable activity
EDL	Estimated Detection Limit
MDC	Minimum detectable concentration
MDL	Method Detection Limit
ML	Minimum Level (Dioxin)
NC	Not Calculated
ND	Not detected at the reporting limit (or MDL or EDL if shown)
PQL	Practical Quantitation Limit
QC	Quality Control
RER	Relative error ratio
RL	Reporting Limit or Requested Limit (Radiochemistry)
RPD	Relative Percent Difference, a measure of the relative difference between two points
TEF	Toxicity Equivalent Factor (Dioxin)
TEQ	Toxicity Equivalent Quotient (Dioxin)

Certification Summary

Client: Ecology and Environment, Inc.
Project/Site: IDOT - IL 38 - WO 008

TestAmerica Job ID: 500-107641-6

Laboratory: TestAmerica Chicago

Unless otherwise noted, all analytes for this laboratory were covered under each certification below.

Authority	Program	EPA Region	Certification ID	Expiration Date
Illinois	NELAP	5	100201	04-30-16

The following analytes are included in this report, but certification is not offered by the governing authority:

Analysis Method	Prep Method	Matrix	Analyte
6020A	3010A	Solid	Antimony
6020A	3010A	Solid	Thallium
8260B	5035	Solid	1,3-Dichloropropene, Total
Moisture		Solid	Percent Moisture
Moisture		Solid	Percent Solids

Login Sample Receipt Checklist

Client: Ecology and Environment, Inc.

Job Number: 500-107641-6

Login Number: 107641

List Source: TestAmerica Chicago

List Number: 1

Creator: Scott, Sherri L

Question	Answer	Comment
Radioactivity wasn't checked or is \leq background as measured by a survey meter.	True	
The cooler's custody seal, if present, is intact.	True	
Sample custody seals, if present, are intact.	True	
The cooler or samples do not appear to have been compromised or tampered with.	True	
Samples were received on ice.	True	
Cooler Temperature is acceptable.	True	
Cooler Temperature is recorded.	True	2.8,2.5,3.2,3.5
COC is present.	True	
COC is filled out in ink and legible.	True	
COC is filled out with all pertinent information.	True	
Is the Field Sampler's name present on COC?	True	
There are no discrepancies between the containers received and the COC.	True	
Samples are received within Holding Time (excluding tests with immediate HTs)	True	
Sample containers have legible labels.	True	
Containers are not broken or leaking.	True	
Sample collection date/times are provided.	True	
Appropriate sample containers are used.	True	
Sample bottles are completely filled.	True	
Sample Preservation Verified.	True	
There is sufficient vol. for all requested analyses, incl. any requested MS/MSDs	True	
Containers requiring zero headspace have no headspace or bubble is <math><6\text{mm}</math> (1/4").	N/A	
Multiphasic samples are not present.	True	
Samples do not require splitting or compositing.	True	
Residual Chlorine Checked.	N/A	



TestAmerica

THE LEADER IN ENVIRONMENTAL TESTING

ANALYTICAL REPORT

TestAmerica Laboratories, Inc.
TestAmerica Chicago
2417 Bond Street
University Park, IL 60484
Tel: (708)534-5200

TestAmerica Job ID: 500-107641-7
Client Project/Site: IDOT - IL 38 - WO 008

For:
Ecology and Environment, Inc.
33 West Monroe St.
Suite 1410
Chicago, Illinois 60603

Attn: Mr. Dean Tiebout

Jodie Bracken

Authorized for release by:
3/1/2016 5:26:45 PM
Jodie Bracken, Project Management Assistant II
jodie.bracken@testamericainc.com

Designee for
Richard Wright, Senior Project Manager
(708)534-5200
richard.wright@testamericainc.com

LINKS

Review your project
results through
TotalAccess

Have a Question?



Visit us at:
www.testamericainc.com

The test results in this report meet all 2003 NELAC and 2009 TNI requirements for accredited parameters, exceptions are noted in this report. This report may not be reproduced except in full, and with written approval from the laboratory. For questions please contact the Project Manager at the e-mail address or telephone number listed on this page.

This report has been electronically signed and authorized by the signatory. Electronic signature is intended to be the legally binding equivalent of a traditionally handwritten signature.

Results relate only to the items tested and the sample(s) as received by the laboratory.

1

2

3

4

5

6

7

8

9

10



Table of Contents

Cover Page	1
Table of Contents	2
Case Narrative	3
Detection Summary	4
Sample Summary	6
Client Sample Results	7
Definitions	15
Certification Summary	16
Chain of Custody	17
Receipt Checklists	18

Case Narrative

Client: Ecology and Environment, Inc.
Project/Site: IDOT - IL 38 - WO 008

TestAmerica Job ID: 500-107641-7

Job ID: 500-107641-7

Laboratory: TestAmerica Chicago

Narrative

Job Narrative 500-107641-7

Comments

No additional comments.

Receipt

The samples were received on 2/17/2016 7:45 AM; the samples arrived in good condition, properly preserved and, where required, on ice. The temperatures of the 4 coolers at receipt time were 2.5° C, 2.8° C, 3.2° C and 3.5° C.

GC/MS VOA

Method(s) 8260B: The following analyte recovered outside control limits for the LCS associated with 500-324044: Bromomethane. This is not indicative of a systematic control problem because this was a random marginal exceedance. Qualified results have been reported.

No additional analytical or quality issues were noted, other than those described above or in the Definitions/Glossary page.

GC/MS Semi VOA

Method(s) 8270D: The following sample contained one acid surrogate and/or one base/neutral surrogate outside acceptance limits: 3011-22-B02 (0-1) (500-107641-20), 3011-22-B01 (0-1) (500-107641-21), (500-107641-E-1-D MS), (500-107641-E-1-E MSD), (500-107641-E-21-B MS) and (500-107641-E-21-C MS). The laboratory's SOP allows one acid and one base/neutral surrogate to be outside acceptance limits; therefore, re-extraction was not performed. These results have been reported and qualified.

No additional analytical or quality issues were noted, other than those described above or in the Definitions/Glossary page.

Metals

Method(s) 6010B: The method blank for preparation batch 500-324173 and analytical batch 500-324528 contained Calcium and Magnesium above the reporting limit (RL). Associated sample 3011-22-B01 (0-1) (500-107641-21) were not re-extracted and/or re-analyzed because results were greater than 10X the value found in the method blank.

Method(s) 6010B: The method blank for preparation batch 500-324170 and analytical batch 500-324562 contained Calcium and Magnesium above the reporting limit (RL). Associated sample(s) were not re-extracted and/or re-analyzed because results were greater than 10X the value found in the method blank.

Method(s) 7470A: The continuing calibration verification (CCV) associated with batch 500-324121 recovered above the upper control limit for Hg. The samples associated with this CCV were non-detects for the affected analytes; therefore, the data have been reported. The following sample is impacted: (CCV 500-324121/23).

No additional analytical or quality issues were noted, other than those described above or in the Definitions/Glossary page.

General Chemistry

No analytical or quality issues were noted, other than those described in the Definitions/Glossary page.

Organic Prep

No analytical or quality issues were noted, other than those described in the Definitions/Glossary page.

Detection Summary

Client: Ecology and Environment, Inc.
Project/Site: IDOT - IL 38 - WO 008

TestAmerica Job ID: 500-107641-7



Client Sample ID: 3011-22-B01 (0-1)

Lab Sample ID: 500-107641-21

Analyte	Result	Qualifier	RL	MDL	Unit	Dil Fac	D	Method	Prep Type
Phenanthrene	0.037		0.036	0.0050	mg/Kg	1	☼	8270D	Total/NA
Anthracene	0.0061	J	0.036	0.0060	mg/Kg	1	☼	8270D	Total/NA
Fluoranthene	0.070	F1	0.036	0.0067	mg/Kg	1	☼	8270D	Total/NA
Pyrene	0.15	F1	0.036	0.0072	mg/Kg	1	☼	8270D	Total/NA
Benzo[a]anthracene	0.047		0.036	0.0049	mg/Kg	1	☼	8270D	Total/NA
Chrysene	0.072		0.036	0.0098	mg/Kg	1	☼	8270D	Total/NA
Benzo[b]fluoranthene	0.097		0.036	0.0078	mg/Kg	1	☼	8270D	Total/NA
Benzo[k]fluoranthene	0.042		0.036	0.011	mg/Kg	1	☼	8270D	Total/NA

This Detection Summary does not include radiochemical test results.

TestAmerica Chicago

Detection Summary

Client: Ecology and Environment, Inc.
Project/Site: IDOT - IL 38 - WO 008

TestAmerica Job ID: 500-107641-7

Client Sample ID: 3011-22-B01 (0-1) (Continued)

Lab Sample ID: 500-107641-21

Analyte	Result	Qualifier	RL	MDL	Unit	Dil Fac	D	Method	Prep Type
Benzo[a]pyrene	0.063		0.036	0.0070	mg/Kg	1	☼	8270D	Total/NA
Indeno[1,2,3-cd]pyrene	0.031	J	0.036	0.0093	mg/Kg	1	☼	8270D	Total/NA
Benzo[g,h,i]perylene	0.053		0.036	0.012	mg/Kg	1	☼	8270D	Total/NA
Arsenic	5.1		0.55	0.26	mg/Kg	1	☼	6010B	Total/NA
Barium	50		0.55	0.10	mg/Kg	1	☼	6010B	Total/NA
Beryllium	0.67		0.22	0.048	mg/Kg	1	☼	6010B	Total/NA
Boron	7.2		2.8	0.39	mg/Kg	1	☼	6010B	Total/NA
Calcium	150000	B	110	36	mg/Kg	10	☼	6010B	Total/NA
Chromium	17		0.55	0.095	mg/Kg	1	☼	6010B	Total/NA
Cobalt	11		0.28	0.062	mg/Kg	1	☼	6010B	Total/NA
Copper	21		0.55	0.12	mg/Kg	1	☼	6010B	Total/NA
Iron	17000		11	4.3	mg/Kg	1	☼	6010B	Total/NA
Lead	12		0.28	0.14	mg/Kg	1	☼	6010B	Total/NA
Magnesium	24000		5.5	2.2	mg/Kg	1	☼	6010B	Total/NA
Manganese	370		0.55	0.11	mg/Kg	1	☼	6010B	Total/NA
Nickel	31		0.55	0.15	mg/Kg	1	☼	6010B	Total/NA
Potassium	1800		28	4.5	mg/Kg	1	☼	6010B	Total/NA
Selenium	0.35	J	0.55	0.27	mg/Kg	1	☼	6010B	Total/NA
Sodium	500		55	7.3	mg/Kg	1	☼	6010B	Total/NA
Vanadium	20		0.28	0.081	mg/Kg	1	☼	6010B	Total/NA
Zinc	49		1.1	0.35	mg/Kg	1	☼	6010B	Total/NA
Barium	0.44	J	0.50	0.050	mg/L	1		6010B	TCLP
Boron	0.48	J	0.50	0.050	mg/L	1		6010B	TCLP
Cobalt	0.013	J	0.025	0.010	mg/L	1		6010B	TCLP
Manganese	2.7		0.025	0.010	mg/L	1		6010B	TCLP
Nickel	0.016	J	0.025	0.010	mg/L	1		6010B	TCLP
Zinc	0.47	J	0.50	0.020	mg/L	1		6010B	TCLP
Manganese	0.11		0.025	0.010	mg/L	1		6010B	SPLP East
pH	8.56		0.200	0.200	SU	1		9045D	Total/NA

This Detection Summary does not include radiochemical test results.

TestAmerica Chicago

Sample Summary

Client: Ecology and Environment, Inc.
Project/Site: IDOT - IL 38 - WO 008

TestAmerica Job ID: 500-107641-7

Lab Sample ID	Client Sample ID	Matrix	Collected	Received
500-107641-21	3011-22-B01 (0-1)	Solid	02/16/16 11:15	02/17/16 07:45

1

2

3

4

5

6

7

8

9

10

Client Sample Results

Client: Ecology and Environment, Inc.
Project/Site: IDOT - IL 38 - WO 008

TestAmerica Job ID: 500-107641-7

Client Sample ID: 3011-22-B01 (0-1)

Lab Sample ID: 500-107641-21

Date Collected: 02/16/16 11:15

Matrix: Solid

Date Received: 02/17/16 07:45

Percent Solids: 87.0

Method: 8260B - Volatile Organic Compounds (GC/MS)

Analyte	Result	Qualifier	RL	MDL	Unit	D	Prepared	Analyzed	Dil Fac
Acetone	<0.018		0.018	0.0034	mg/Kg	☼	02/17/16 08:40	02/23/16 13:53	1
Benzene	<0.0044		0.0044	0.00098	mg/Kg	☼	02/17/16 08:40	02/23/16 13:53	1
Bromodichloromethane	<0.0044		0.0044	0.00074	mg/Kg	☼	02/17/16 08:40	02/23/16 13:53	1
Bromoform	<0.0044		0.0044	0.00090	mg/Kg	☼	02/17/16 08:40	02/23/16 13:53	1
Bromomethane	<0.0044		0.0044	0.0016	mg/Kg	☼	02/17/16 08:40	02/23/16 13:53	1
2-Butanone (MEK)	<0.0044		0.0044	0.0016	mg/Kg	☼	02/17/16 08:40	02/23/16 13:53	1
Carbon disulfide	<0.0044		0.0044	0.0016	mg/Kg	☼	02/17/16 08:40	02/23/16 13:53	1
Carbon tetrachloride	<0.0044		0.0044	0.00094	mg/Kg	☼	02/17/16 08:40	02/23/16 13:53	1
Chlorobenzene	<0.0044		0.0044	0.0010	mg/Kg	☼	02/17/16 08:40	02/23/16 13:53	1
Chloroethane	<0.0044		0.0044	0.0018	mg/Kg	☼	02/17/16 08:40	02/23/16 13:53	1
Chloroform	<0.0044		0.0044	0.00086	mg/Kg	☼	02/17/16 08:40	02/23/16 13:53	1
Chloromethane	<0.0044		0.0044	0.0011	mg/Kg	☼	02/17/16 08:40	02/23/16 13:53	1
cis-1,2-Dichloroethene	<0.0044		0.0044	0.00090	mg/Kg	☼	02/17/16 08:40	02/23/16 13:53	1
cis-1,3-Dichloropropene	<0.0044		0.0044	0.0010	mg/Kg	☼	02/17/16 08:40	02/23/16 13:53	1
Dibromochloromethane	<0.0044		0.0044	0.00051	mg/Kg	☼	02/17/16 08:40	02/23/16 13:53	1
1,1-Dichloroethane	<0.0044		0.0044	0.00090	mg/Kg	☼	02/17/16 08:40	02/23/16 13:53	1
1,2-Dichloroethane	<0.0044		0.0044	0.00065	mg/Kg	☼	02/17/16 08:40	02/23/16 13:53	1
1,1-Dichloroethene	<0.0044		0.0044	0.0016	mg/Kg	☼	02/17/16 08:40	02/23/16 13:53	1
1,2-Dichloropropane	<0.0044		0.0044	0.0012	mg/Kg	☼	02/17/16 08:40	02/23/16 13:53	1
1,3-Dichloropropane, Total	<0.0044		0.0044	0.0012	mg/Kg	☼	02/17/16 08:40	02/23/16 13:53	1
Ethylbenzene	<0.0044		0.0044	0.0011	mg/Kg	☼	02/17/16 08:40	02/23/16 13:53	1
2-Hexanone	<0.0044		0.0044	0.0014	mg/Kg	☼	02/17/16 08:40	02/23/16 13:53	1
Methylene Chloride	<0.0044		0.0044	0.0033	mg/Kg	☼	02/17/16 08:40	02/23/16 13:53	1
4-Methyl-2-pentanone (MIBK)	<0.0044		0.0044	0.00090	mg/Kg	☼	02/17/16 08:40	02/23/16 13:53	1
Methyl tert-butyl ether	<0.0044		0.0044	0.0010	mg/Kg	☼	02/17/16 08:40	02/23/16 13:53	1
Styrene	<0.0044		0.0044	0.0010	mg/Kg	☼	02/17/16 08:40	02/23/16 13:53	1
1,1,2,2-Tetrachloroethane	<0.0044		0.0044	0.00070	mg/Kg	☼	02/17/16 08:40	02/23/16 13:53	1
Tetrachloroethene	<0.0044		0.0044	0.00091	mg/Kg	☼	02/17/16 08:40	02/23/16 13:53	1
Toluene	<0.0044		0.0044	0.0015	mg/Kg	☼	02/17/16 08:40	02/23/16 13:53	1
trans-1,2-Dichloroethene	<0.0044		0.0044	0.0011	mg/Kg	☼	02/17/16 08:40	02/23/16 13:53	1
trans-1,3-Dichloropropene	<0.0044		0.0044	0.0012	mg/Kg	☼	02/17/16 08:40	02/23/16 13:53	1
1,1,1-Trichloroethane	<0.0044		0.0044	0.0010	mg/Kg	☼	02/17/16 08:40	02/23/16 13:53	1
1,1,2-Trichloroethane	<0.0044		0.0044	0.00085	mg/Kg	☼	02/17/16 08:40	02/23/16 13:53	1
Trichloroethene	<0.0044		0.0044	0.0012	mg/Kg	☼	02/17/16 08:40	02/23/16 13:53	1
Vinyl acetate	<0.0044		0.0044	0.0012	mg/Kg	☼	02/17/16 08:40	02/23/16 13:53	1
Vinyl chloride	<0.0044		0.0044	0.0010	mg/Kg	☼	02/17/16 08:40	02/23/16 13:53	1
Xylenes, Total	<0.0088		0.0088	0.0016	mg/Kg	☼	02/17/16 08:40	02/23/16 13:53	1

Surrogate	%Recovery	Qualifier	Limits	Prepared	Analyzed	Dil Fac
4-Bromofluorobenzene (Surr)	100		70 - 122	02/17/16 08:40	02/23/16 13:53	1
Dibromofluoromethane	107		75 - 120	02/17/16 08:40	02/23/16 13:53	1
1,2-Dichloroethane-d4 (Surr)	114		70 - 134	02/17/16 08:40	02/23/16 13:53	1
Toluene-d8 (Surr)	111		75 - 122	02/17/16 08:40	02/23/16 13:53	1

Method: 8270D - Semivolatile Organic Compounds (GC/MS)

Analyte	Result	Qualifier	RL	MDL	Unit	D	Prepared	Analyzed	Dil Fac
Phenol	<0.18		0.18	0.080	mg/Kg	☼	02/18/16 18:29	02/26/16 16:48	1
Bis(2-chloroethyl)ether	<0.18		0.18	0.054	mg/Kg	☼	02/18/16 18:29	02/26/16 16:48	1
1,3-Dichlorobenzene	<0.18		0.18	0.041	mg/Kg	☼	02/18/16 18:29	02/26/16 16:48	1
1,4-Dichlorobenzene	<0.18		0.18	0.046	mg/Kg	☼	02/18/16 18:29	02/26/16 16:48	1

TestAmerica Chicago

Client Sample Results

Client: Ecology and Environment, Inc.
Project/Site: IDOT - IL 38 - WO 008

TestAmerica Job ID: 500-107641-7

Client Sample ID: 3011-22-B01 (0-1)

Lab Sample ID: 500-107641-21

Date Collected: 02/16/16 11:15

Matrix: Solid

Date Received: 02/17/16 07:45

Percent Solids: 87.0

Method: 8270D - Semivolatile Organic Compounds (GC/MS) (Continued)

Analyte	Result	Qualifier	RL	MDL	Unit	D	Prepared	Analyzed	Dil Fac
1,2-Dichlorobenzene	<0.18		0.18	0.043	mg/Kg	☼	02/18/16 18:29	02/26/16 16:48	1
2-Methylphenol	<0.18		0.18	0.058	mg/Kg	☼	02/18/16 18:29	02/26/16 16:48	1
2,2'-oxybis[1-chloropropane]	<0.18		0.18	0.042	mg/Kg	☼	02/18/16 18:29	02/26/16 16:48	1
N-Nitrosodi-n-propylamine	<0.073		0.073	0.044	mg/Kg	☼	02/18/16 18:29	02/26/16 16:48	1
Hexachloroethane	<0.18	F1	0.18	0.055	mg/Kg	☼	02/18/16 18:29	02/26/16 16:48	1
2-Chlorophenol	<0.18		0.18	0.062	mg/Kg	☼	02/18/16 18:29	02/26/16 16:48	1
Nitrobenzene	<0.036		0.036	0.0090	mg/Kg	☼	02/18/16 18:29	02/26/16 16:48	1
Bis(2-chloroethoxy)methane	<0.18		0.18	0.037	mg/Kg	☼	02/18/16 18:29	02/26/16 16:48	1
1,2,4-Trichlorobenzene	<0.18		0.18	0.039	mg/Kg	☼	02/18/16 18:29	02/26/16 16:48	1
Isophorone	<0.18		0.18	0.040	mg/Kg	☼	02/18/16 18:29	02/26/16 16:48	1
2,4-Dimethylphenol	<0.36		0.36	0.14	mg/Kg	☼	02/18/16 18:29	02/26/16 16:48	1
Hexachlorobutadiene	<0.18		0.18	0.057	mg/Kg	☼	02/18/16 18:29	02/26/16 16:48	1
Naphthalene	<0.036		0.036	0.0055	mg/Kg	☼	02/18/16 18:29	02/26/16 16:48	1
2,4-Dichlorophenol	<0.36		0.36	0.086	mg/Kg	☼	02/18/16 18:29	02/26/16 16:48	1
4-Chloroaniline	<0.73		0.73	0.17	mg/Kg	☼	02/18/16 18:29	02/26/16 16:48	1
2,4,6-Trichlorophenol	<0.36		0.36	0.12	mg/Kg	☼	02/18/16 18:29	02/26/16 16:48	1
2,4,5-Trichlorophenol	<0.36		0.36	0.082	mg/Kg	☼	02/18/16 18:29	02/26/16 16:48	1
Hexachlorocyclopentadiene	<0.73	F1	0.73	0.21	mg/Kg	☼	02/18/16 18:29	02/26/16 16:48	1
2-Methylnaphthalene	<0.036		0.036	0.0066	mg/Kg	☼	02/18/16 18:29	02/26/16 16:48	1
2-Nitroaniline	<0.18		0.18	0.049	mg/Kg	☼	02/18/16 18:29	02/26/16 16:48	1
2-Chloronaphthalene	<0.18		0.18	0.040	mg/Kg	☼	02/18/16 18:29	02/26/16 16:48	1
4-Chloro-3-methylphenol	<0.36		0.36	0.12	mg/Kg	☼	02/18/16 18:29	02/26/16 16:48	1
2,6-Dinitrotoluene	<0.18		0.18	0.071	mg/Kg	☼	02/18/16 18:29	02/26/16 16:48	1
2-Nitrophenol	<0.36		0.36	0.085	mg/Kg	☼	02/18/16 18:29	02/26/16 16:48	1
3-Nitroaniline	<0.36		0.36	0.11	mg/Kg	☼	02/18/16 18:29	02/26/16 16:48	1
Dimethyl phthalate	<0.18		0.18	0.047	mg/Kg	☼	02/18/16 18:29	02/26/16 16:48	1
2,4-Dinitrophenol	<0.73	F1	0.73	0.64	mg/Kg	☼	02/18/16 18:29	02/26/16 16:48	1
Acenaphthylene	<0.036		0.036	0.0048	mg/Kg	☼	02/18/16 18:29	02/26/16 16:48	1
2,4-Dinitrotoluene	<0.18		0.18	0.057	mg/Kg	☼	02/18/16 18:29	02/26/16 16:48	1
Acenaphthene	<0.036		0.036	0.0065	mg/Kg	☼	02/18/16 18:29	02/26/16 16:48	1
Dibenzofuran	<0.18		0.18	0.042	mg/Kg	☼	02/18/16 18:29	02/26/16 16:48	1
4-Nitrophenol	<0.73		0.73	0.34	mg/Kg	☼	02/18/16 18:29	02/26/16 16:48	1
Fluorene	<0.036		0.036	0.0051	mg/Kg	☼	02/18/16 18:29	02/26/16 16:48	1
4-Nitroaniline	<0.36		0.36	0.15	mg/Kg	☼	02/18/16 18:29	02/26/16 16:48	1
4-Bromophenyl phenyl ether	<0.18		0.18	0.048	mg/Kg	☼	02/18/16 18:29	02/26/16 16:48	1
Hexachlorobenzene	<0.073		0.073	0.0084	mg/Kg	☼	02/18/16 18:29	02/26/16 16:48	1
Diethyl phthalate	<0.18		0.18	0.061	mg/Kg	☼	02/18/16 18:29	02/26/16 16:48	1
4-Chlorophenyl phenyl ether	<0.18		0.18	0.042	mg/Kg	☼	02/18/16 18:29	02/26/16 16:48	1
Pentachlorophenol	<0.73	F1	0.73	0.58	mg/Kg	☼	02/18/16 18:29	02/26/16 16:48	1
N-Nitrosodiphenylamine	<0.18		0.18	0.043	mg/Kg	☼	02/18/16 18:29	02/26/16 16:48	1
4,6-Dinitro-2-methylphenol	<0.73	F1	0.73	0.29	mg/Kg	☼	02/18/16 18:29	02/26/16 16:48	1
Phenanthrene	0.037		0.036	0.0050	mg/Kg	☼	02/18/16 18:29	02/26/16 16:48	1
Anthracene	0.0061	J	0.036	0.0060	mg/Kg	☼	02/18/16 18:29	02/26/16 16:48	1
Carbazole	<0.18		0.18	0.090	mg/Kg	☼	02/18/16 18:29	02/26/16 16:48	1
Di-n-butyl phthalate	<0.18		0.18	0.055	mg/Kg	☼	02/18/16 18:29	02/26/16 16:48	1
Fluoranthene	0.070	F1	0.036	0.0067	mg/Kg	☼	02/18/16 18:29	02/26/16 16:48	1
Pyrene	0.15	F1	0.036	0.0072	mg/Kg	☼	02/18/16 18:29	02/26/16 16:48	1
Butyl benzyl phthalate	<0.18	F1	0.18	0.069	mg/Kg	☼	02/18/16 18:29	02/26/16 16:48	1
Benzo[a]anthracene	0.047		0.036	0.0049	mg/Kg	☼	02/18/16 18:29	02/26/16 16:48	1

TestAmerica Chicago

Client Sample Results

Client: Ecology and Environment, Inc.
Project/Site: IDOT - IL 38 - WO 008

TestAmerica Job ID: 500-107641-7

Client Sample ID: 3011-22-B01 (0-1)

Lab Sample ID: 500-107641-21

Date Collected: 02/16/16 11:15

Matrix: Solid

Date Received: 02/17/16 07:45

Percent Solids: 87.0

Method: 8270D - Semivolatile Organic Compounds (GC/MS) (Continued)

Analyte	Result	Qualifier	RL	MDL	Unit	D	Prepared	Analyzed	Dil Fac
Chrysene	0.072		0.036	0.0098	mg/Kg	☼	02/18/16 18:29	02/26/16 16:48	1
3,3'-Dichlorobenzidine	<0.18		0.18	0.050	mg/Kg	☼	02/18/16 18:29	02/26/16 16:48	1
Bis(2-ethylhexyl) phthalate	<0.18		0.18	0.066	mg/Kg	☼	02/18/16 18:29	02/26/16 16:48	1
Di-n-octyl phthalate	<0.18	F1	0.18	0.059	mg/Kg	☼	02/18/16 18:29	02/26/16 16:48	1
Benzo[b]fluoranthene	0.097		0.036	0.0078	mg/Kg	☼	02/18/16 18:29	02/26/16 16:48	1
Benzo[k]fluoranthene	0.042		0.036	0.011	mg/Kg	☼	02/18/16 18:29	02/26/16 16:48	1
Benzo[a]pyrene	0.063		0.036	0.0070	mg/Kg	☼	02/18/16 18:29	02/26/16 16:48	1
Indeno[1,2,3-cd]pyrene	0.031	J	0.036	0.0093	mg/Kg	☼	02/18/16 18:29	02/26/16 16:48	1
Dibenz(a,h)anthracene	<0.036		0.036	0.0070	mg/Kg	☼	02/18/16 18:29	02/26/16 16:48	1
Benzo[g,h,i]perylene	0.053		0.036	0.012	mg/Kg	☼	02/18/16 18:29	02/26/16 16:48	1
3 & 4 Methylphenol	<0.18		0.18	0.060	mg/Kg	☼	02/18/16 18:29	02/26/16 16:48	1

Surrogate	%Recovery	Qualifier	Limits	Prepared	Analyzed	Dil Fac
2-Fluorophenol	74		25 - 110	02/18/16 18:29	02/26/16 16:48	1
Phenol-d5	75		31 - 110	02/18/16 18:29	02/26/16 16:48	1
Nitrobenzene-d5	73		25 - 115	02/18/16 18:29	02/26/16 16:48	1
2-Fluorobiphenyl	75		25 - 119	02/18/16 18:29	02/26/16 16:48	1
2,4,6-Tribromophenol	85		35 - 137	02/18/16 18:29	02/26/16 16:48	1
Terphenyl-d14	148	X	36 - 134	02/18/16 18:29	02/26/16 16:48	1

Method: 6010B - Metals (ICP)

Analyte	Result	Qualifier	RL	MDL	Unit	D	Prepared	Analyzed	Dil Fac
Antimony	<1.1		1.1	0.23	mg/Kg	☼	02/23/16 16:49	02/25/16 20:02	1
Arsenic	5.1		0.55	0.26	mg/Kg	☼	02/23/16 16:49	02/25/16 20:02	1
Barium	50		0.55	0.10	mg/Kg	☼	02/23/16 16:49	02/25/16 20:02	1
Beryllium	0.67		0.22	0.048	mg/Kg	☼	02/23/16 16:49	02/25/16 20:02	1
Boron	7.2		2.8	0.39	mg/Kg	☼	02/23/16 16:49	02/25/16 20:02	1
Cadmium	<0.11		0.11	0.032	mg/Kg	☼	02/23/16 16:49	02/25/16 20:02	1
Calcium	150000	B	110	36	mg/Kg	☼	02/23/16 16:49	02/26/16 15:00	10
Chromium	17		0.55	0.095	mg/Kg	☼	02/23/16 16:49	02/25/16 20:02	1
Cobalt	11		0.28	0.062	mg/Kg	☼	02/23/16 16:49	02/25/16 20:02	1
Copper	21		0.55	0.12	mg/Kg	☼	02/23/16 16:49	02/25/16 20:02	1
Iron	17000		11	4.3	mg/Kg	☼	02/23/16 16:49	02/25/16 20:02	1
Lead	12		0.28	0.14	mg/Kg	☼	02/23/16 16:49	02/25/16 20:02	1
Magnesium	24000		5.5	2.2	mg/Kg	☼	02/23/16 16:49	02/25/16 20:02	1
Manganese	370		0.55	0.11	mg/Kg	☼	02/23/16 16:49	02/25/16 20:02	1
Nickel	31		0.55	0.15	mg/Kg	☼	02/23/16 16:49	02/25/16 20:02	1
Potassium	1800		28	4.5	mg/Kg	☼	02/23/16 16:49	02/25/16 20:02	1
Selenium	0.35	J	0.55	0.27	mg/Kg	☼	02/23/16 16:49	02/25/16 20:02	1
Silver	<0.28		0.28	0.065	mg/Kg	☼	02/23/16 16:49	02/25/16 20:02	1
Sodium	500		55	7.3	mg/Kg	☼	02/23/16 16:49	02/25/16 20:02	1
Thallium	<0.55		0.55	0.27	mg/Kg	☼	02/23/16 16:49	02/25/16 20:02	1
Vanadium	20		0.28	0.081	mg/Kg	☼	02/23/16 16:49	02/25/16 20:02	1
Zinc	49		1.1	0.35	mg/Kg	☼	02/23/16 16:49	02/25/16 20:02	1

Method: 6010B - Metals (ICP) - TCLP

Analyte	Result	Qualifier	RL	MDL	Unit	D	Prepared	Analyzed	Dil Fac
Barium	0.44	J	0.50	0.050	mg/L		02/21/16 16:00	02/22/16 19:57	1
Beryllium	<0.0040		0.0040	0.0040	mg/L		02/21/16 16:00	02/22/16 19:57	1
Boron	0.48	J	0.50	0.050	mg/L		02/21/16 16:00	02/22/16 19:57	1

TestAmerica Chicago

Client Sample Results

Client: Ecology and Environment, Inc.
Project/Site: IDOT - IL 38 - WO 008

TestAmerica Job ID: 500-107641-7

Client Sample ID: 3011-22-B01 (0-1)

Lab Sample ID: 500-107641-21

Date Collected: 02/16/16 11:15

Matrix: Solid

Date Received: 02/17/16 07:45

Percent Solids: 87.0

Method: 6010B - Metals (ICP) - TCLP (Continued)

Analyte	Result	Qualifier	RL	MDL	Unit	D	Prepared	Analyzed	Dil Fac
Cadmium	<0.0050		0.0050	0.0020	mg/L	-	02/21/16 16:00	02/22/16 19:57	1
Chromium	<0.025		0.025	0.010	mg/L	-	02/21/16 16:00	02/22/16 19:57	1
Cobalt	0.013	J	0.025	0.010	mg/L	-	02/21/16 16:00	02/22/16 19:57	1
Iron	<0.40		0.40	0.20	mg/L	-	02/21/16 16:00	02/22/16 19:57	1
Lead	<0.0075		0.0075	0.0075	mg/L	-	02/21/16 16:00	02/22/16 19:57	1
Manganese	2.7		0.025	0.010	mg/L	-	02/21/16 16:00	02/22/16 19:57	1
Nickel	0.016	J	0.025	0.010	mg/L	-	02/21/16 16:00	02/22/16 19:57	1
Selenium	<0.050		0.050	0.020	mg/L	-	02/21/16 16:00	02/22/16 19:57	1
Silver	<0.025		0.025	0.010	mg/L	-	02/21/16 16:00	02/22/16 19:57	1
Zinc	0.47	J	0.50	0.020	mg/L	-	02/21/16 16:00	02/22/16 19:57	1

Method: 6010B - Metals (ICP) - SPLP East

Analyte	Result	Qualifier	RL	MDL	Unit	D	Prepared	Analyzed	Dil Fac
Manganese	0.11		0.025	0.010	mg/L	-	02/23/16 09:23	02/25/16 05:43	1

Method: 6020A - Metals (ICP/MS) - TCLP

Analyte	Result	Qualifier	RL	MDL	Unit	D	Prepared	Analyzed	Dil Fac
Antimony	<0.0060		0.0060	0.0060	mg/L	-	02/21/16 16:00	02/22/16 18:36	1
Thallium	<0.0020		0.0020	0.0020	mg/L	-	02/21/16 16:00	02/22/16 18:36	1

Method: 7470A - TCLP Mercury - TCLP

Analyte	Result	Qualifier	RL	MDL	Unit	D	Prepared	Analyzed	Dil Fac
Mercury	<0.00020	^	0.00020	0.00020	mg/L	-	02/22/16 15:15	02/23/16 10:46	1

Method: 7471B - Mercury (CVAA)

Analyte	Result	Qualifier	RL	MDL	Unit	D	Prepared	Analyzed	Dil Fac
Mercury	<0.018		0.018	0.0095	mg/Kg	☼	02/23/16 15:15	02/24/16 09:55	1

General Chemistry

Analyte	Result	Qualifier	RL	MDL	Unit	D	Prepared	Analyzed	Dil Fac
pH	8.56		0.200	0.200	SU	-		02/19/16 20:11	1

Definitions/Glossary

Client: Ecology and Environment, Inc.
Project/Site: IDOT - IL 38 - WO 008

TestAmerica Job ID: 500-107641-7

Qualifiers

GC/MS VOA

Qualifier	Qualifier Description
*	LCS or LCSD is outside acceptance limits.

GC/MS Semi VOA

Qualifier	Qualifier Description
J	Result is less than the RL but greater than or equal to the MDL and the concentration is an approximate value.
X	Surrogate is outside control limits
F1	MS and/or MSD Recovery is outside acceptance limits.

Metals

Qualifier	Qualifier Description
^	ICV,CCV,ICB,CCB, ISA, ISB, CRI, CRA, DLCK or MRL standard: Instrument related QC is outside acceptance limits.
J	Result is less than the RL but greater than or equal to the MDL and the concentration is an approximate value.
B	Compound was found in the blank and sample.

Glossary

Abbreviation	These commonly used abbreviations may or may not be present in this report.
α	Listed under the "D" column to designate that the result is reported on a dry weight basis
%R	Percent Recovery
CFL	Contains Free Liquid
CNF	Contains no Free Liquid
DER	Duplicate error ratio (normalized absolute difference)
Dil Fac	Dilution Factor
DL, RA, RE, IN	Indicates a Dilution, Re-analysis, Re-extraction, or additional Initial metals/anion analysis of the sample
DLC	Decision level concentration
MDA	Minimum detectable activity
EDL	Estimated Detection Limit
MDC	Minimum detectable concentration
MDL	Method Detection Limit
ML	Minimum Level (Dioxin)
NC	Not Calculated
ND	Not detected at the reporting limit (or MDL or EDL if shown)
PQL	Practical Quantitation Limit
QC	Quality Control
RER	Relative error ratio
RL	Reporting Limit or Requested Limit (Radiochemistry)
RPD	Relative Percent Difference, a measure of the relative difference between two points
TEF	Toxicity Equivalent Factor (Dioxin)
TEQ	Toxicity Equivalent Quotient (Dioxin)

Certification Summary

Client: Ecology and Environment, Inc.
Project/Site: IDOT - IL 38 - WO 008

TestAmerica Job ID: 500-107641-7

Laboratory: TestAmerica Chicago

Unless otherwise noted, all analytes for this laboratory were covered under each certification below.

Authority	Program	EPA Region	Certification ID	Expiration Date
Illinois	NELAP	5	100201	04-30-16

The following analytes are included in this report, but certification is not offered by the governing authority:

Analysis Method	Prep Method	Matrix	Analyte
6020A	3010A	Solid	Antimony
6020A	3010A	Solid	Thallium
8260B	5035	Solid	1,3-Dichloropropene, Total
Moisture		Solid	Percent Moisture
Moisture		Solid	Percent Solids

TestAmerica

THE LEADER IN ENVIRONMENTAL TESTING

2417 Bond Street, University Park, IL 60484
 Phone: 708.534.5200 Fax: 708.534.5211

Report To (optional)
 Contact: _____
 Company: _____
 Address: _____
 Address: _____
 Phone: _____
 Fax: _____
 E-Mail: _____

Bill To (optional)
 Contact: _____
 Company: _____
 Address: _____
 Address: _____
 Phone: _____
 Fax: _____
 PO#/Reference# _____

Chain of Custody Record

Lab Job #: 500-107641

Chain of Custody Number: _____

Page _____ of _____

Temperature °C of Cooler: _____

Client		Client Project #		Preservative		Parameter		Voc		SVoc		Total TAC		Turbidity		TSS/SP		TAC mg/L		pH/gg Solid		Preservative Key 1. HCl, Cool to 4° 2. H2SO4, Cool to 4° 3. HNO3, Cool to 4° 4. NaOH, Cool to 4° 5. NaOH/Zn, Cool to 4° 6. NaHSO4 7. Cool to 4° 8. None 9. Other
Project Name		Lab Project #		Sampling		# of Containers		Matrix												Comments		
Lab ID	MS/MSD	Sample ID	Date	Time																		
EE		1009341.C00E.01																				
IL 38																						
Kane County, IL		5011E04																				
S. Cooper		S. Wright																				
20		3011-22-R02(01)	2/16/16	1110	2	S	X	X	X	X	X	X	X	X	X	X	X	X	X	X		
21		3011-22-R01(01)	2/16/16	1115	2	S	X	X	X	X	X	X	X	X	X	X	X	X	X	X		
2/16/16																						

Turnaround Time Required (Business Days)

___ 1 Day ___ 2 Days ___ 5 Days ___ 7 Days 10 Days ___ 15 Days ___ Other

Sample Disposal

Return to Client Disposal by Lab Archive for ___ Months (A fee may be assessed if samples are retained longer than 1 month)

Relinquished By: <u>[Signature]</u>	Company: <u>EE</u>	Date: <u>2/16/16</u>	Time: <u>1530</u>	Received By: <u>[Signature]</u>	Company: <u>TA</u>	Date: <u>2/16/16</u>	Time: <u>1530</u>
Relinquished By: <u>[Signature]</u>	Company: <u>TA</u>	Date: <u>2/16/16</u>	Time: <u>1715</u>	Received By: <u>[Signature]</u>	Company: <u>TA-CPT</u>	Date: <u>2/17/16</u>	Time: <u>0745</u>
Relinquished By: _____	Company: _____	Date: _____	Time: _____	Received By: _____	Company: _____	Date: _____	Time: _____

Lab Courier: [Signature]
 Shipped: _____
 Hand Delivered: _____

- Matrix Key:
- WW - Wastewater
 - W - Water
 - S - Soil
 - SL - Sludge
 - MS - Miscellaneous
 - OL - Oil
 - A - Air
 - SE - Sediment
 - SO - Soil
 - L - Leachate
 - WI - Wipe
 - DW - Drinking Water
 - O - Other

Client Comments:

Lab Comments:

Login Sample Receipt Checklist

Client: Ecology and Environment, Inc.

Job Number: 500-107641-7

Login Number: 107641

List Source: TestAmerica Chicago

List Number: 1

Creator: Scott, Sherri L

Question	Answer	Comment
Radioactivity wasn't checked or is \leq background as measured by a survey meter.	True	
The cooler's custody seal, if present, is intact.	True	
Sample custody seals, if present, are intact.	True	
The cooler or samples do not appear to have been compromised or tampered with.	True	
Samples were received on ice.	True	
Cooler Temperature is acceptable.	True	
Cooler Temperature is recorded.	True	2.8,2.5,3.2,3.5
COC is present.	True	
COC is filled out in ink and legible.	True	
COC is filled out with all pertinent information.	True	
Is the Field Sampler's name present on COC?	True	
There are no discrepancies between the containers received and the COC.	True	
Samples are received within Holding Time (excluding tests with immediate HTs)	True	
Sample containers have legible labels.	True	
Containers are not broken or leaking.	True	
Sample collection date/times are provided.	True	
Appropriate sample containers are used.	True	
Sample bottles are completely filled.	True	
Sample Preservation Verified.	True	
There is sufficient vol. for all requested analyses, incl. any requested MS/MSDs	True	
Containers requiring zero headspace have no headspace or bubble is <math><6\text{mm}</math> (1/4").	N/A	
Multiphasic samples are not present.	True	
Samples do not require splitting or compositing.	True	
Residual Chlorine Checked.	N/A	





Bureau of Land • 1021 North Grand Avenue East • P.O. Box 19276 • Springfield • Illinois • 62794-9276

Uncontaminated Soil Certification by Licensed Professional Engineer or Licensed Professional Geologist for Use of Uncontaminated Soil as Fill in a CCDD or Uncontaminated Soil Fill Operation LPC-663

Revised in accordance with 35 Ill. Adm. Code 1100, as amended by PCB R2012-009 (eff. Aug. 27, 2012)

This certification form is to be used by professional engineers and professional geologists to certify, pursuant to 35 Ill. Adm. Code 1100.205(a)(1)(B), that soil (i) is uncontaminated soil and (ii) is within a pH range of 6.26 to 9.0. If you have questions about this form, please telephone the Bureau of Land Permit Section at 217/524-3300.

This form may be completed online, saved locally, printed and signed, and submitted to prospective clean construction or demolition debris (CCDD) fill operations or uncontaminated soil fill operations.

I. Source Location Information

(Describe the location of the source of the uncontaminated soil)

Project Name: FAP 347 (IL Route 38) Office Phone Number, if available: _____

Physical Site Location (address, including number and street):
48W 060 IL 38 ISGS #3011-22 (Foracres Landscaping)

City: Maple Park State: IL Zip Code: 60151

County: Kane Township: Virgil

Lat/Long of approximate center of site in decimal degrees (DD.ddddd) to five decimal places (e.g., 40.67890, -90.12345):

Latitude: 41.894714 Longitude: -88.548185
(Decimal Degrees) (-Decimal Degrees)

Identify how the lat/long data were determined:

- GPS Map Interpolation Photo Interpolation Survey Other

IEPA Site Number(s), if assigned: BOL: 894505013 BOW: _____ BOA: _____

II. Owner/Operator Information for Source Site

Site Owner

Site Operator

Name: Illinois Department of Transportation

Name: Illinois Department of Transportation

Street Address: 201 West Center Court

Street Address: 201 West Center Court

PO Box: _____

PO Box: _____

City: Schaumburg State: IL

City: Schaumburg State: IL

Zip Code: 60196-1096 Phone: 847-705-4159

Zip Code: 60196-1096 Phone: 847-705-4159

Contact: Sam Mead

Contact: Sam Mead

Email, if available: Sam.Mead@illinois.gov

Email, if available: Sam.Mead@illinois.gov

This Agency is authorized to require this information under Section 4 and Title X of the Environmental Protection Act (415 ILCS 5/4, 5/39). Failure to disclose this information may result in: a civil penalty of not to exceed \$50,000 for the violation and an additional civil penalty of not to exceed \$10,000 for each day during which the violation continues (415 ILCS 5/42). This form has been approved by the Forms Management Center.

Project Name: FAP 347 (IL Route 38)

Latitude: 41.894714 Longitude: -88.548185

Uncontaminated Site Certification

III. Basis for Certification and Attachments

For each item listed below, reference the attachments to this form that provide the required information.

- a. A Description of the soil sample points and how they were determined to be sufficient in number and appropriately located 35 Ill. Adm. Code 1100.610(a)]:

Locations 3011-22-B01 through B02 were sampled within the construction zone adjacent to ISGS #3011-22 (Foracres Landscaping). Refer to PSI Report for ISGS #3011-22 (Foracres Landscaping) including Table 4-4, and Figures 4-4A&B.

- b. Analytical soil testing results to show that soil chemical constituents comply with the maximum allowable concentrations established pursuant to 35 Ill. Adm. Code Part 1100, Subpart F and that the soil pH is within the range of 6.25 to 9.0, including the documentation of chain of custody control, a copy of the lab analysis; the accreditation status of the laboratory performing the analysis; and certification by an authorized agent of the laboratory that the analysis has been performed in accordance with the Agency's rules for the accreditation of environmental and the scope of the accreditation [35 Ill. Adm. Code 1100.201(g), 1100.205(a), 1100.610]:

See attached data summary table and associated laboratory data package J107641-7.

IV. Certification Statement, Signature and Seal of Licensed Professional Engineer or Licensed Professional Geologist

I, Neil J. Brown (name of licensed professional engineer or geologist) certify under penalty of law that the information submitted, including but not limited to, all attachments and other information, is to the best of my knowledge and belief, true, accurate and complete. In accordance with the Environmental Protection Act [415 ILCS 5/22.51 or 22.51a] and 35 Ill. Adm. Code 1100.205(a), I certify that the soil from this site is uncontaminated soil. I also certify that the soil pH is within the range of 6.25 to 9.0. In addition, I certify that the soil has not been removed from the site as part of a cleanup or removal of contaminants. All necessary documentation is attached.

Any person who knowingly makes a false, fictitious, or fraudulent material statement, orally or in writing, to the Illinois EPA commits a Class 4 felony. A second or subsequent offense after conviction is a Class 3 felony. (415 ILCS 5/44(h))

Company Name: Ecology and Environment, Inc.

Street Address: 33 West Monroe Street

City: Chicago State: IL Zip Code: 60603

Phone: 312-578-9243

Neil J. Brown

Printed Name:

Neil J. Brown

Licensed Professional Engineer or
Licensed Professional Geologist Signature:

3/17/16

Date:



P.E. or L.P.G. Seal:




Analytical Data Summary

PTB #176-001; IDOT Job #D-91-339-15; Project #P-91-141-15; WorkOrder #08A

Key to Data Tables

- MAC = Maximum Allowable Concentration of Chemical Constituent in
Uncontaminated Soil Used as Fill Material At Regulated Fill Operations
- mg/kg = Milligrams per kilogram.
- mg/L = Milligrams per liter.
- MSA = Metropolitan Statistical Area
- TACO = Tiered Approach to Corrective Action Objectives
- TCLP = Toxicity Characteristic Leaching Procedure.
- SCGIER = Soil Component of the Groundwater Ingestion Exposure Route
- SPLP = Synthetic Precipitation Leaching Procedure.
- ND = Not detected.
- NA = Not analyzed.
- J = Estimated value.
- U = Analyte was analyzed for but not detected.

Criteria Qualifiers and Shading

- † = Concentration exceeds the most stringent MAC.
- m = Concentration exceeds the MAC for an MSA.
- * = Concentration exceeds the MAC for Chicago corporate limits.
- L = The detected TCLP/SPLP concentration exceeds the TACO Tier 1 RO for the SCGIER.
-  = Concentration exceeds the most stringent MAC, but is below the MAC for an MSA.
-  = Concentration exceeds the most stringent MAC and the MAC for Chicago corporate limits.
-  = Concentration exceeds applicable comparison criteria.

PTB #176-001; IDOT Job #D-91-339-15; Project #P-91-141-15; WorkOrder #08A
CONTAMINANTS OF CONCERN

SITE	ISGS #3011-23 (Residence)	Comparison Criteria			
BORING	3011-23-B01	MACs			TACO
SAMPLE	3011-23-B01 (0-1)	Most Stringent	Within an MSA	Within Chicago	SCGIER
MATRIX	Soil				
DEPTH (feet)	0-1				
pH	8.29				
VOCs (None Detected)					
SVOCs (mg/kg)					
Acenaphthene	0.014 J	570	--	--	--
Acenaphthylene	0.0076 J	--	--	--	--
Anthracene	0.06	12,000	--	--	--
Benzo[a]anthracene	0.31	0.9	1.8	1.1	--
Benzo[a]pyrene	0.31 †	0.09	2.1	1.3	--
Benzo[b]fluoranthene	0.46	0.9	2.1	1.5	--
Benzo[g,h,i]perylene	0.26	--	--	--	--
Benzo[k]fluoranthene	0.18	9	--	--	--
Chrysene	0.47	88	--	--	--
Fluoranthene	0.61	3,100	--	--	--
Fluorene	0.017 J	560	--	--	--
Indeno[1,2,3-cd]pyrene	0.28	0.9	1.6	0.9	--
Phenanthrene	0.39	--	--	--	--
Pyrene	1.7	2,300	--	--	--
Inorganics (mg/kg)					
Arsenic	1.3	11.3	13	--	--
Barium	11	1,500	--	--	--
Beryllium	0.19 J	22	--	--	--
Boron	1.8 J	40	--	--	--
Calcium	8,800	--	--	--	--
Chromium	4.2	21	--	--	--
Cobalt	2.1	20	--	--	--
Copper	4.8	2,900	--	--	--
Iron	4,100	15,000	15,900	--	--
Lead	2.4	107	--	--	--
Magnesium	5,400	325,000	--	--	--
Manganese	88	630	636	--	--
Mercury	0.0099 J	0.89	--	--	--
Nickel	6	100	--	--	--
Potassium	410	--	--	--	--
Sodium	110	--	--	--	--
Vanadium	4.6	550	--	--	--
Zinc	9.6	5,100	--	--	--
TCLP Metals (mg/L)					
Barium	0.45 J	--	--	--	2
Boron	0.45 J	--	--	--	2
Manganese	2.5 L	--	--	--	0.15
Nickel	0.012 J	--	--	--	0.1
Zinc	0.89	--	--	--	5
SPLP Metals (mg/L)					
Manganese	ND U	--	--	--	0.15

CONTAMINANTS OF CONCERN

SITE	ISGS #3011-22 (Foracres Landscaping)	Comparison Criteria			
		MACs			TACO
BORING	3011-22-B02				
SAMPLE	3011-22-B02 (0-1)				
MATRIX	Soil				
DEPTH (feet)	0-1				
pH	8.4	Most Stringent	Within an MSA	Within Chicago	SCGIER
VOCs (None Detected)					
SVOCs (mg/kg)					
Anthracene	0.033 J	12,000	--	--	--
Benzo[a]anthracene	0.15	0.9	1.8	1.1	--
Benzo[a]pyrene	0.21 †	0.09	2.1	1.3	--
Benzo[b]fluoranthene	0.38	0.9	2.1	1.5	--
Benzo[g,h,i]perylene	0.31	--	--	--	--
Benzo[k]fluoranthene	0.15	9	--	--	--
Chrysene	0.25	88	--	--	--
Dibenzo(a,h)anthracene	0.083	0.09	0.42	0.2	--
Fluoranthene	0.22	3,100	--	--	--
Fluorene	0.0087 J	560	--	--	--
Indeno[1,2,3-cd]pyrene	0.21	0.9	1.6	0.9	--
Phenanthrene	0.14	--	--	--	--
Pyrene	0.57	2,300	--	--	--
Inorganics (mg/kg)					
Arsenic	2	11.3	13	--	--
Barium	23	1,500	--	--	--
Beryllium	0.21 J	22	--	--	--
Boron	9.3	40	--	--	--
Cadmium	0.053 J	5.2	--	--	--
Calcium	180,000	--	--	--	--
Chromium	6.5	21	--	--	--
Cobalt	2.9	20	--	--	--
Copper	11	2,900	--	--	--
Iron	6,000	15,000	15,900	--	--
Lead	22	107	--	--	--
Magnesium	110,000	325,000	--	--	--
Manganese	300	630	636	--	--
Mercury	0.013 J	0.89	--	--	--
Nickel	7	100	--	--	--
Potassium	520	--	--	--	--
Sodium	800	--	--	--	--
Vanadium	8.4	550	--	--	--
Zinc	28	5,100	--	--	--
TCLP Metals (mg/L)					
Barium	0.33 J	--	--	--	2
Boron	0.35 J	--	--	--	2
Cobalt	ND U	--	--	--	1
Iron	ND U	--	--	--	5
Manganese	2.2 L	--	--	--	0.15
Nickel	ND U	--	--	--	0.1
Zinc	0.13 J	--	--	--	5
SPLP Metals (mg/L)					
Manganese	0.19 L	--	--	--	0.15

TestAmerica

THE LEADER IN ENVIRONMENTAL TESTING

ANALYTICAL REPORT

TestAmerica Laboratories, Inc.
TestAmerica Chicago
2417 Bond Street
University Park, IL 60484
Tel: (708)534-5200

TestAmerica Job ID: 500-107641-7
Client Project/Site: IDOT - IL 38 - WO 008

For:
Ecology and Environment, Inc.
33 West Monroe St.
Suite 1410
Chicago, Illinois 60603

Attn: Mr. Dean Tiebout

Jodie Bracken

Authorized for release by:
3/1/2016 5:26:45 PM
Jodie Bracken, Project Management Assistant II
jodie.bracken@testamericainc.com

Designee for
Richard Wright, Senior Project Manager
(708)534-5200
richard.wright@testamericainc.com

LINKS

Review your project
results through
TotalAccess

Have a Question?



Visit us at:
www.testamericainc.com

The test results in this report meet all 2003 NELAC and 2009 TNI requirements for accredited parameters, exceptions are noted in this report. This report may not be reproduced except in full, and with written approval from the laboratory. For questions please contact the Project Manager at the e-mail address or telephone number listed on this page.

This report has been electronically signed and authorized by the signatory. Electronic signature is intended to be the legally binding equivalent of a traditionally handwritten signature.

Results relate only to the items tested and the sample(s) as received by the laboratory.

1

2

3

4

5

6

7

8

9

10



Table of Contents

Cover Page	1
Table of Contents	2
Case Narrative	3
Detection Summary	4
Sample Summary	6
Client Sample Results	7
Definitions	15
Certification Summary	16
Chain of Custody	17
Receipt Checklists	18

Case Narrative

Client: Ecology and Environment, Inc.
Project/Site: IDOT - IL 38 - WO 008

TestAmerica Job ID: 500-107641-7

Job ID: 500-107641-7

Laboratory: TestAmerica Chicago

Narrative

Job Narrative 500-107641-7

Comments

No additional comments.

Receipt

The samples were received on 2/17/2016 7:45 AM; the samples arrived in good condition, properly preserved and, where required, on ice. The temperatures of the 4 coolers at receipt time were 2.5° C, 2.8° C, 3.2° C and 3.5° C.

GC/MS VOA

Method(s) 8260B: The following analyte recovered outside control limits for the LCS associated with 500-324044: Bromomethane. This is not indicative of a systematic control problem because this was a random marginal exceedance. Qualified results have been reported.

No additional analytical or quality issues were noted, other than those described above or in the Definitions/Glossary page.

GC/MS Semi VOA

Method(s) 8270D: The following sample contained one acid surrogate and/or one base/neutral surrogate outside acceptance limits: 3011-22-B02 (0-1) (500-107641-20), 3011-22-B01 (0-1) (500-107641-21), (500-107641-E-1-D MS), (500-107641-E-1-E MSD), (500-107641-E-21-B MS) and (500-107641-E-21-C MS). The laboratory's SOP allows one acid and one base/neutral surrogate to be outside acceptance limits; therefore, re-extraction was not performed. These results have been reported and qualified.

No additional analytical or quality issues were noted, other than those described above or in the Definitions/Glossary page.

Metals

Method(s) 6010B: The method blank for preparation batch 500-324173 and analytical batch 500-324528 contained Calcium and Magnesium above the reporting limit (RL). Associated sample 3011-22-B01 (0-1) (500-107641-21) were not re-extracted and/or re-analyzed because results were greater than 10X the value found in the method blank.

Method(s) 6010B: The method blank for preparation batch 500-324170 and analytical batch 500-324562 contained Calcium and Magnesium above the reporting limit (RL). Associated sample(s) were not re-extracted and/or re-analyzed because results were greater than 10X the value found in the method blank.

Method(s) 7470A: The continuing calibration verification (CCV) associated with batch 500-324121 recovered above the upper control limit for Hg. The samples associated with this CCV were non-detects for the affected analytes; therefore, the data have been reported. The following sample is impacted: (CCV 500-324121/23).

No additional analytical or quality issues were noted, other than those described above or in the Definitions/Glossary page.

General Chemistry

No analytical or quality issues were noted, other than those described in the Definitions/Glossary page.

Organic Prep

No analytical or quality issues were noted, other than those described in the Definitions/Glossary page.

Detection Summary

Client: Ecology and Environment, Inc.
Project/Site: IDOT - IL 38 - WO 008

TestAmerica Job ID: 500-107641-7

Client Sample ID: 3011-22-B02 (0-1)

Lab Sample ID: 500-107641-20

Analyte	Result	Qualifier	RL	MDL	Unit	Dil Fac	D	Method	Prep Type
Fluorene	0.0087	J	0.038	0.0054	mg/Kg	1	☼	8270D	Total/NA
Phenanthrene	0.14		0.038	0.0054	mg/Kg	1	☼	8270D	Total/NA
Anthracene	0.033	J	0.038	0.0064	mg/Kg	1	☼	8270D	Total/NA
Fluoranthene	0.22		0.038	0.0071	mg/Kg	1	☼	8270D	Total/NA
Pyrene	0.57		0.038	0.0076	mg/Kg	1	☼	8270D	Total/NA
Benzo[a]anthracene	0.15		0.038	0.0052	mg/Kg	1	☼	8270D	Total/NA
Chrysene	0.25		0.038	0.010	mg/Kg	1	☼	8270D	Total/NA
Benzo[b]fluoranthene	0.38		0.038	0.0083	mg/Kg	1	☼	8270D	Total/NA
Benzo[k]fluoranthene	0.15		0.038	0.011	mg/Kg	1	☼	8270D	Total/NA
Benzo[a]pyrene	0.21		0.038	0.0074	mg/Kg	1	☼	8270D	Total/NA
Indeno[1,2,3-cd]pyrene	0.21		0.038	0.010	mg/Kg	1	☼	8270D	Total/NA
Dibenz(a,h)anthracene	0.083		0.038	0.0074	mg/Kg	1	☼	8270D	Total/NA
Benzo[g,h,i]perylene	0.31		0.038	0.012	mg/Kg	1	☼	8270D	Total/NA
Arsenic	2.0		0.57	0.26	mg/Kg	1	☼	6010B	Total/NA
Barium	23		0.57	0.10	mg/Kg	1	☼	6010B	Total/NA
Beryllium	0.21	J	0.23	0.049	mg/Kg	1	☼	6010B	Total/NA
Boron	9.3		2.9	0.40	mg/Kg	1	☼	6010B	Total/NA
Cadmium	0.053	J	0.11	0.033	mg/Kg	1	☼	6010B	Total/NA
Calcium	180000	B	110	37	mg/Kg	10	☼	6010B	Total/NA
Chromium	6.5	B	0.57	0.098	mg/Kg	1	☼	6010B	Total/NA
Cobalt	2.9		0.29	0.064	mg/Kg	1	☼	6010B	Total/NA
Copper	11		0.57	0.12	mg/Kg	1	☼	6010B	Total/NA
Iron	6000	B	11	4.4	mg/Kg	1	☼	6010B	Total/NA
Lead	22		0.29	0.14	mg/Kg	1	☼	6010B	Total/NA
Magnesium	110000	B	57	23	mg/Kg	10	☼	6010B	Total/NA
Manganese	300		0.57	0.11	mg/Kg	1	☼	6010B	Total/NA
Nickel	7.0		0.57	0.15	mg/Kg	1	☼	6010B	Total/NA
Potassium	520		29	4.7	mg/Kg	1	☼	6010B	Total/NA
Sodium	800		57	7.5	mg/Kg	1	☼	6010B	Total/NA
Vanadium	8.4		0.29	0.083	mg/Kg	1	☼	6010B	Total/NA
Zinc	28		1.1	0.36	mg/Kg	1	☼	6010B	Total/NA
Barium	0.33	J	0.50	0.050	mg/L	1		6010B	TCLP
Boron	0.35	J	0.50	0.050	mg/L	1		6010B	TCLP
Manganese	2.2		0.025	0.010	mg/L	1		6010B	TCLP
Zinc	0.13	J B	0.50	0.020	mg/L	1		6010B	TCLP
Manganese	0.19		0.025	0.010	mg/L	1		6010B	SPLP East
Mercury	0.013	J	0.017	0.0090	mg/Kg	1	☼	7471B	Total/NA
pH	8.40		0.200	0.200	SU	1		9045D	Total/NA

Client Sample ID: 3011-22-B01 (0-1)

Lab Sample ID: 500-107641-21

Analyte	Result	Qualifier	RL	MDL	Unit	Dil Fac	D	Method	Prep Type
Phenanthrene	0.037		0.036	0.0050	mg/Kg	1	☼	8270D	Total/NA
Anthracene	0.0061	J	0.036	0.0060	mg/Kg	1	☼	8270D	Total/NA
Fluoranthene	0.070	F1	0.036	0.0067	mg/Kg	1	☼	8270D	Total/NA
Pyrene	0.15	F1	0.036	0.0072	mg/Kg	1	☼	8270D	Total/NA
Benzo[a]anthracene	0.047		0.036	0.0049	mg/Kg	1	☼	8270D	Total/NA
Chrysene	0.072		0.036	0.0098	mg/Kg	1	☼	8270D	Total/NA
Benzo[b]fluoranthene	0.097		0.036	0.0078	mg/Kg	1	☼	8270D	Total/NA
Benzo[k]fluoranthene	0.042		0.036	0.011	mg/Kg	1	☼	8270D	Total/NA

This Detection Summary does not include radiochemical test results.

TestAmerica Chicago

Detection Summary

Client: Ecology and Environment, Inc.
Project/Site: IDOT - IL 38 - WO 008

TestAmerica Job ID: 500-107641-7

Client Sample ID: 3011-22-B01 (0-1) (Continued)

Lab Sample ID: 500-107641-21

Analyte	Result	Qualifier	RL	MDL	Unit	Dil Fac	D	Method	Prep Type
Benzo[a]pyrene	0.063		0.036	0.0070	mg/Kg	1	☼	8270D	Total/NA
Indeno[1,2,3-cd]pyrene	0.031	J	0.036	0.0093	mg/Kg	1	☼	8270D	Total/NA
Benzo[g,h,i]perylene	0.053		0.036	0.012	mg/Kg	1	☼	8270D	Total/NA
Arsenic	5.1		0.55	0.26	mg/Kg	1	☼	6010B	Total/NA
Barium	50		0.55	0.10	mg/Kg	1	☼	6010B	Total/NA
Beryllium	0.67		0.22	0.048	mg/Kg	1	☼	6010B	Total/NA
Boron	7.2		2.8	0.39	mg/Kg	1	☼	6010B	Total/NA
Calcium	150000	B	110	36	mg/Kg	10	☼	6010B	Total/NA
Chromium	17		0.55	0.095	mg/Kg	1	☼	6010B	Total/NA
Cobalt	11		0.28	0.062	mg/Kg	1	☼	6010B	Total/NA
Copper	21		0.55	0.12	mg/Kg	1	☼	6010B	Total/NA
Iron	17000		11	4.3	mg/Kg	1	☼	6010B	Total/NA
Lead	12		0.28	0.14	mg/Kg	1	☼	6010B	Total/NA
Magnesium	24000		5.5	2.2	mg/Kg	1	☼	6010B	Total/NA
Manganese	370		0.55	0.11	mg/Kg	1	☼	6010B	Total/NA
Nickel	31		0.55	0.15	mg/Kg	1	☼	6010B	Total/NA
Potassium	1800		28	4.5	mg/Kg	1	☼	6010B	Total/NA
Selenium	0.35	J	0.55	0.27	mg/Kg	1	☼	6010B	Total/NA
Sodium	500		55	7.3	mg/Kg	1	☼	6010B	Total/NA
Vanadium	20		0.28	0.081	mg/Kg	1	☼	6010B	Total/NA
Zinc	49		1.1	0.35	mg/Kg	1	☼	6010B	Total/NA
Barium	0.44	J	0.50	0.050	mg/L	1		6010B	TCLP
Boron	0.48	J	0.50	0.050	mg/L	1		6010B	TCLP
Cobalt	0.013	J	0.025	0.010	mg/L	1		6010B	TCLP
Manganese	2.7		0.025	0.010	mg/L	1		6010B	TCLP
Nickel	0.016	J	0.025	0.010	mg/L	1		6010B	TCLP
Zinc	0.47	J	0.50	0.020	mg/L	1		6010B	TCLP
Manganese	0.11		0.025	0.010	mg/L	1		6010B	SPLP East
pH	8.56		0.200	0.200	SU	1		9045D	Total/NA

This Detection Summary does not include radiochemical test results.

TestAmerica Chicago

Sample Summary

Client: Ecology and Environment, Inc.
Project/Site: IDOT - IL 38 - WO 008

TestAmerica Job ID: 500-107641-7

Lab Sample ID	Client Sample ID	Matrix	Collected	Received
500-107641-20	3011-22-B02 (0-1)	Solid	02/16/16 11:10	02/17/16 07:45
500-107641-21	3011-22-B01 (0-1)	Solid	02/16/16 11:15	02/17/16 07:45

1

2

3

4

5

6

7

8

9

10

Client Sample Results

Client: Ecology and Environment, Inc.
Project/Site: IDOT - IL 38 - WO 008

TestAmerica Job ID: 500-107641-7

Client Sample ID: 3011-22-B02 (0-1)

Lab Sample ID: 500-107641-20

Date Collected: 02/16/16 11:10

Matrix: Solid

Date Received: 02/17/16 07:45

Percent Solids: 84.5

Method: 8260B - Volatile Organic Compounds (GC/MS)

Analyte	Result	Qualifier	RL	MDL	Unit	D	Prepared	Analyzed	Dil Fac
Acetone	<0.019		0.019	0.0037	mg/Kg	☼	02/17/16 08:40	02/23/16 13:28	1
Benzene	<0.0048		0.0048	0.0011	mg/Kg	☼	02/17/16 08:40	02/23/16 13:28	1
Bromodichloromethane	<0.0048		0.0048	0.00081	mg/Kg	☼	02/17/16 08:40	02/23/16 13:28	1
Bromoform	<0.0048		0.0048	0.00098	mg/Kg	☼	02/17/16 08:40	02/23/16 13:28	1
Bromomethane	<0.0048		0.0048	0.0018	mg/Kg	☼	02/17/16 08:40	02/23/16 13:28	1
2-Butanone (MEK)	<0.0048		0.0048	0.0017	mg/Kg	☼	02/17/16 08:40	02/23/16 13:28	1
Carbon disulfide	<0.0048		0.0048	0.0018	mg/Kg	☼	02/17/16 08:40	02/23/16 13:28	1
Carbon tetrachloride	<0.0048		0.0048	0.0010	mg/Kg	☼	02/17/16 08:40	02/23/16 13:28	1
Chlorobenzene	<0.0048		0.0048	0.0011	mg/Kg	☼	02/17/16 08:40	02/23/16 13:28	1
Chloroethane	<0.0048		0.0048	0.0020	mg/Kg	☼	02/17/16 08:40	02/23/16 13:28	1
Chloroform	<0.0048		0.0048	0.00094	mg/Kg	☼	02/17/16 08:40	02/23/16 13:28	1
Chloromethane	<0.0048		0.0048	0.0012	mg/Kg	☼	02/17/16 08:40	02/23/16 13:28	1
cis-1,2-Dichloroethene	<0.0048		0.0048	0.00098	mg/Kg	☼	02/17/16 08:40	02/23/16 13:28	1
cis-1,3-Dichloropropene	<0.0048		0.0048	0.0011	mg/Kg	☼	02/17/16 08:40	02/23/16 13:28	1
Dibromochloromethane	<0.0048		0.0048	0.00055	mg/Kg	☼	02/17/16 08:40	02/23/16 13:28	1
1,1-Dichloroethane	<0.0048		0.0048	0.00099	mg/Kg	☼	02/17/16 08:40	02/23/16 13:28	1
1,2-Dichloroethane	<0.0048		0.0048	0.00071	mg/Kg	☼	02/17/16 08:40	02/23/16 13:28	1
1,1-Dichloroethene	<0.0048		0.0048	0.0018	mg/Kg	☼	02/17/16 08:40	02/23/16 13:28	1
1,2-Dichloropropane	<0.0048		0.0048	0.0013	mg/Kg	☼	02/17/16 08:40	02/23/16 13:28	1
1,3-Dichloropropene, Total	<0.0048		0.0048	0.0014	mg/Kg	☼	02/17/16 08:40	02/23/16 13:28	1
Ethylbenzene	<0.0048		0.0048	0.0012	mg/Kg	☼	02/17/16 08:40	02/23/16 13:28	1
2-Hexanone	<0.0048		0.0048	0.0015	mg/Kg	☼	02/17/16 08:40	02/23/16 13:28	1
Methylene Chloride	<0.0048		0.0048	0.0036	mg/Kg	☼	02/17/16 08:40	02/23/16 13:28	1
4-Methyl-2-pentanone (MIBK)	<0.0048		0.0048	0.00099	mg/Kg	☼	02/17/16 08:40	02/23/16 13:28	1
Methyl tert-butyl ether	<0.0048		0.0048	0.0011	mg/Kg	☼	02/17/16 08:40	02/23/16 13:28	1
Styrene	<0.0048		0.0048	0.0011	mg/Kg	☼	02/17/16 08:40	02/23/16 13:28	1
1,1,1,2-Tetrachloroethane	<0.0048		0.0048	0.00076	mg/Kg	☼	02/17/16 08:40	02/23/16 13:28	1
Tetrachloroethene	<0.0048		0.0048	0.0010	mg/Kg	☼	02/17/16 08:40	02/23/16 13:28	1
Toluene	<0.0048		0.0048	0.0017	mg/Kg	☼	02/17/16 08:40	02/23/16 13:28	1
trans-1,2-Dichloroethene	<0.0048		0.0048	0.0012	mg/Kg	☼	02/17/16 08:40	02/23/16 13:28	1
trans-1,3-Dichloropropene	<0.0048		0.0048	0.0014	mg/Kg	☼	02/17/16 08:40	02/23/16 13:28	1
1,1,1-Trichloroethane	<0.0048		0.0048	0.0011	mg/Kg	☼	02/17/16 08:40	02/23/16 13:28	1
1,1,2-Trichloroethane	<0.0048		0.0048	0.00093	mg/Kg	☼	02/17/16 08:40	02/23/16 13:28	1
Trichloroethene	<0.0048		0.0048	0.0013	mg/Kg	☼	02/17/16 08:40	02/23/16 13:28	1
Vinyl acetate	<0.0048		0.0048	0.0013	mg/Kg	☼	02/17/16 08:40	02/23/16 13:28	1
Vinyl chloride	<0.0048		0.0048	0.0011	mg/Kg	☼	02/17/16 08:40	02/23/16 13:28	1
Xylenes, Total	<0.0096		0.0096	0.0018	mg/Kg	☼	02/17/16 08:40	02/23/16 13:28	1

Surrogate	%Recovery	Qualifier	Limits	Prepared	Analyzed	Dil Fac
4-Bromofluorobenzene (Surr)	97		70 - 122	02/17/16 08:40	02/23/16 13:28	1
Dibromofluoromethane	106		75 - 120	02/17/16 08:40	02/23/16 13:28	1
1,2-Dichloroethane-d4 (Surr)	107		70 - 134	02/17/16 08:40	02/23/16 13:28	1
Toluene-d8 (Surr)	111		75 - 122	02/17/16 08:40	02/23/16 13:28	1

Method: 8270D - Semivolatile Organic Compounds (GC/MS)

Analyte	Result	Qualifier	RL	MDL	Unit	D	Prepared	Analyzed	Dil Fac
Phenol	<0.19		0.19	0.085	mg/Kg	☼	02/22/16 06:59	02/28/16 20:05	1
Bis(2-chloroethyl)ether	<0.19		0.19	0.058	mg/Kg	☼	02/22/16 06:59	02/28/16 20:05	1
1,3-Dichlorobenzene	<0.19		0.19	0.043	mg/Kg	☼	02/22/16 06:59	02/28/16 20:05	1
1,4-Dichlorobenzene	<0.19		0.19	0.049	mg/Kg	☼	02/22/16 06:59	02/28/16 20:05	1

TestAmerica Chicago

Client Sample Results

Client: Ecology and Environment, Inc.
Project/Site: IDOT - IL 38 - WO 008

TestAmerica Job ID: 500-107641-7

Client Sample ID: 3011-22-B02 (0-1)

Lab Sample ID: 500-107641-20

Date Collected: 02/16/16 11:10

Matrix: Solid

Date Received: 02/17/16 07:45

Percent Solids: 84.5

Method: 8270D - Semivolatile Organic Compounds (GC/MS) (Continued)

Analyte	Result	Qualifier	RL	MDL	Unit	D	Prepared	Analyzed	Dil Fac
1,2-Dichlorobenzene	<0.19		0.19	0.046	mg/Kg	☼	02/22/16 06:59	02/28/16 20:05	1
2-Methylphenol	<0.19		0.19	0.062	mg/Kg	☼	02/22/16 06:59	02/28/16 20:05	1
2,2'-oxybis[1-chloropropane]	<0.19		0.19	0.045	mg/Kg	☼	02/22/16 06:59	02/28/16 20:05	1
N-Nitrosodi-n-propylamine	<0.078		0.078	0.047	mg/Kg	☼	02/22/16 06:59	02/28/16 20:05	1
Hexachloroethane	<0.19		0.19	0.058	mg/Kg	☼	02/22/16 06:59	02/28/16 20:05	1
2-Chlorophenol	<0.19		0.19	0.066	mg/Kg	☼	02/22/16 06:59	02/28/16 20:05	1
Nitrobenzene	<0.038		0.038	0.0096	mg/Kg	☼	02/22/16 06:59	02/28/16 20:05	1
Bis(2-chloroethoxy)methane	<0.19		0.19	0.039	mg/Kg	☼	02/22/16 06:59	02/28/16 20:05	1
1,2,4-Trichlorobenzene	<0.19		0.19	0.041	mg/Kg	☼	02/22/16 06:59	02/28/16 20:05	1
Isophorone	<0.19		0.19	0.043	mg/Kg	☼	02/22/16 06:59	02/28/16 20:05	1
2,4-Dimethylphenol	<0.38		0.38	0.15	mg/Kg	☼	02/22/16 06:59	02/28/16 20:05	1
Hexachlorobutadiene	<0.19		0.19	0.060	mg/Kg	☼	02/22/16 06:59	02/28/16 20:05	1
Naphthalene	<0.038		0.038	0.0059	mg/Kg	☼	02/22/16 06:59	02/28/16 20:05	1
2,4-Dichlorophenol	<0.38		0.38	0.091	mg/Kg	☼	02/22/16 06:59	02/28/16 20:05	1
4-Chloroaniline	<0.78		0.78	0.18	mg/Kg	☼	02/22/16 06:59	02/28/16 20:05	1
2,4,6-Trichlorophenol	<0.38		0.38	0.13	mg/Kg	☼	02/22/16 06:59	02/28/16 20:05	1
2,4,5-Trichlorophenol	<0.38		0.38	0.088	mg/Kg	☼	02/22/16 06:59	02/28/16 20:05	1
Hexachlorocyclopentadiene	<0.78		0.78	0.22	mg/Kg	☼	02/22/16 06:59	02/28/16 20:05	1
2-Methylnaphthalene	<0.038		0.038	0.0071	mg/Kg	☼	02/22/16 06:59	02/28/16 20:05	1
2-Nitroaniline	<0.19		0.19	0.052	mg/Kg	☼	02/22/16 06:59	02/28/16 20:05	1
2-Chloronaphthalene	<0.19		0.19	0.042	mg/Kg	☼	02/22/16 06:59	02/28/16 20:05	1
4-Chloro-3-methylphenol	<0.38		0.38	0.13	mg/Kg	☼	02/22/16 06:59	02/28/16 20:05	1
2,6-Dinitrotoluene	<0.19		0.19	0.076	mg/Kg	☼	02/22/16 06:59	02/28/16 20:05	1
2-Nitrophenol	<0.38		0.38	0.091	mg/Kg	☼	02/22/16 06:59	02/28/16 20:05	1
3-Nitroaniline	<0.38		0.38	0.12	mg/Kg	☼	02/22/16 06:59	02/28/16 20:05	1
Dimethyl phthalate	<0.19		0.19	0.050	mg/Kg	☼	02/22/16 06:59	02/28/16 20:05	1
2,4-Dinitrophenol	<0.78		0.78	0.68	mg/Kg	☼	02/22/16 06:59	02/28/16 20:05	1
Acenaphthylene	<0.038		0.038	0.0051	mg/Kg	☼	02/22/16 06:59	02/28/16 20:05	1
2,4-Dinitrotoluene	<0.19		0.19	0.061	mg/Kg	☼	02/22/16 06:59	02/28/16 20:05	1
Acenaphthene	<0.038		0.038	0.0069	mg/Kg	☼	02/22/16 06:59	02/28/16 20:05	1
Dibenzofuran	<0.19		0.19	0.045	mg/Kg	☼	02/22/16 06:59	02/28/16 20:05	1
4-Nitrophenol	<0.78		0.78	0.37	mg/Kg	☼	02/22/16 06:59	02/28/16 20:05	1
Fluorene	0.0087	J	0.038	0.0054	mg/Kg	☼	02/22/16 06:59	02/28/16 20:05	1
4-Nitroaniline	<0.38		0.38	0.16	mg/Kg	☼	02/22/16 06:59	02/28/16 20:05	1
4-Bromophenyl phenyl ether	<0.19		0.19	0.051	mg/Kg	☼	02/22/16 06:59	02/28/16 20:05	1
Hexachlorobenzene	<0.078		0.078	0.0089	mg/Kg	☼	02/22/16 06:59	02/28/16 20:05	1
Diethyl phthalate	<0.19		0.19	0.065	mg/Kg	☼	02/22/16 06:59	02/28/16 20:05	1
4-Chlorophenyl phenyl ether	<0.19		0.19	0.045	mg/Kg	☼	02/22/16 06:59	02/28/16 20:05	1
Pentachlorophenol	<0.78		0.78	0.62	mg/Kg	☼	02/22/16 06:59	02/28/16 20:05	1
N-Nitrosodiphenylamine	<0.19		0.19	0.045	mg/Kg	☼	02/22/16 06:59	02/28/16 20:05	1
4,6-Dinitro-2-methylphenol	<0.78		0.78	0.31	mg/Kg	☼	02/22/16 06:59	02/28/16 20:05	1
Phenanthrene	0.14		0.038	0.0054	mg/Kg	☼	02/22/16 06:59	02/28/16 20:05	1
Anthracene	0.033	J	0.038	0.0064	mg/Kg	☼	02/22/16 06:59	02/28/16 20:05	1
Carbazole	<0.19		0.19	0.096	mg/Kg	☼	02/22/16 06:59	02/28/16 20:05	1
Di-n-butyl phthalate	<0.19		0.19	0.059	mg/Kg	☼	02/22/16 06:59	02/28/16 20:05	1
Fluoranthene	0.22		0.038	0.0071	mg/Kg	☼	02/22/16 06:59	02/28/16 20:05	1
Pyrene	0.57		0.038	0.0076	mg/Kg	☼	02/22/16 06:59	02/28/16 20:05	1
Butyl benzyl phthalate	<0.19		0.19	0.073	mg/Kg	☼	02/22/16 06:59	02/28/16 20:05	1
Benzo[a]anthracene	0.15		0.038	0.0052	mg/Kg	☼	02/22/16 06:59	02/28/16 20:05	1

TestAmerica Chicago

Client Sample Results

Client: Ecology and Environment, Inc.
Project/Site: IDOT - IL 38 - WO 008

TestAmerica Job ID: 500-107641-7

Client Sample ID: 3011-22-B02 (0-1)

Lab Sample ID: 500-107641-20

Date Collected: 02/16/16 11:10

Matrix: Solid

Date Received: 02/17/16 07:45

Percent Solids: 84.5

Method: 8270D - Semivolatile Organic Compounds (GC/MS) (Continued)

Analyte	Result	Qualifier	RL	MDL	Unit	D	Prepared	Analyzed	Dil Fac
Chrysene	0.25		0.038	0.010	mg/Kg	☼	02/22/16 06:59	02/28/16 20:05	1
3,3'-Dichlorobenzidine	<0.19		0.19	0.054	mg/Kg	☼	02/22/16 06:59	02/28/16 20:05	1
Bis(2-ethylhexyl) phthalate	<0.19		0.19	0.070	mg/Kg	☼	02/22/16 06:59	02/28/16 20:05	1
Di-n-octyl phthalate	<0.19		0.19	0.063	mg/Kg	☼	02/22/16 06:59	02/28/16 20:05	1
Benzo[b]fluoranthene	0.38		0.038	0.0083	mg/Kg	☼	02/22/16 06:59	02/28/16 20:05	1
Benzo[k]fluoranthene	0.15		0.038	0.011	mg/Kg	☼	02/22/16 06:59	02/28/16 20:05	1
Benzo[a]pyrene	0.21		0.038	0.0074	mg/Kg	☼	02/22/16 06:59	02/28/16 20:05	1
Indeno[1,2,3-cd]pyrene	0.21		0.038	0.010	mg/Kg	☼	02/22/16 06:59	02/28/16 20:05	1
Dibenz(a,h)anthracene	0.083		0.038	0.0074	mg/Kg	☼	02/22/16 06:59	02/28/16 20:05	1
Benzo[g,h,i]perylene	0.31		0.038	0.012	mg/Kg	☼	02/22/16 06:59	02/28/16 20:05	1
3 & 4 Methylphenol	<0.19		0.19	0.064	mg/Kg	☼	02/22/16 06:59	02/28/16 20:05	1

Surrogate	%Recovery	Qualifier	Limits	Prepared	Analyzed	Dil Fac
2-Fluorophenol	76		25 - 110	02/22/16 06:59	02/28/16 20:05	1
Phenol-d5	73		31 - 110	02/22/16 06:59	02/28/16 20:05	1
Nitrobenzene-d5	71		25 - 115	02/22/16 06:59	02/28/16 20:05	1
2-Fluorobiphenyl	75		25 - 119	02/22/16 06:59	02/28/16 20:05	1
2,4,6-Tribromophenol	78		35 - 137	02/22/16 06:59	02/28/16 20:05	1
Terphenyl-d14	190	X	36 - 134	02/22/16 06:59	02/28/16 20:05	1

Method: 6010B - Metals (ICP)

Analyte	Result	Qualifier	RL	MDL	Unit	D	Prepared	Analyzed	Dil Fac
Antimony	<1.1		1.1	0.24	mg/Kg	☼	02/23/16 16:44	02/26/16 04:34	1
Arsenic	2.0		0.57	0.26	mg/Kg	☼	02/23/16 16:44	02/26/16 04:34	1
Barium	23		0.57	0.10	mg/Kg	☼	02/23/16 16:44	02/26/16 04:34	1
Beryllium	0.21	J	0.23	0.049	mg/Kg	☼	02/23/16 16:44	02/26/16 04:34	1
Boron	9.3		2.9	0.40	mg/Kg	☼	02/23/16 16:44	02/26/16 04:34	1
Cadmium	0.053	J	0.11	0.033	mg/Kg	☼	02/23/16 16:44	02/26/16 04:34	1
Calcium	180000	B	110	37	mg/Kg	☼	02/23/16 16:44	02/26/16 06:30	10
Chromium	6.5	B	0.57	0.098	mg/Kg	☼	02/23/16 16:44	02/26/16 04:34	1
Cobalt	2.9		0.29	0.064	mg/Kg	☼	02/23/16 16:44	02/26/16 04:34	1
Copper	11		0.57	0.12	mg/Kg	☼	02/23/16 16:44	02/26/16 04:34	1
Iron	6000	B	11	4.4	mg/Kg	☼	02/23/16 16:44	02/26/16 04:34	1
Lead	22		0.29	0.14	mg/Kg	☼	02/23/16 16:44	02/26/16 04:34	1
Magnesium	110000	B	57	23	mg/Kg	☼	02/23/16 16:44	02/26/16 06:30	10
Manganese	300		0.57	0.11	mg/Kg	☼	02/23/16 16:44	02/26/16 04:34	1
Nickel	7.0		0.57	0.15	mg/Kg	☼	02/23/16 16:44	02/26/16 04:34	1
Potassium	520		29	4.7	mg/Kg	☼	02/23/16 16:44	02/26/16 04:34	1
Selenium	<0.57		0.57	0.28	mg/Kg	☼	02/23/16 16:44	02/26/16 04:34	1
Silver	<0.29		0.29	0.067	mg/Kg	☼	02/23/16 16:44	02/26/16 04:34	1
Sodium	800		57	7.5	mg/Kg	☼	02/23/16 16:44	02/26/16 04:34	1
Thallium	<0.57		0.57	0.28	mg/Kg	☼	02/23/16 16:44	02/26/16 04:34	1
Vanadium	8.4		0.29	0.083	mg/Kg	☼	02/23/16 16:44	02/26/16 04:34	1
Zinc	28		1.1	0.36	mg/Kg	☼	02/23/16 16:44	02/26/16 04:34	1

Method: 6010B - Metals (ICP) - TCLP

Analyte	Result	Qualifier	RL	MDL	Unit	D	Prepared	Analyzed	Dil Fac
Barium	0.33	J	0.50	0.050	mg/L		02/21/16 16:00	02/23/16 22:59	1
Beryllium	<0.0040		0.0040	0.0040	mg/L		02/21/16 16:00	02/23/16 22:59	1
Boron	0.35	J	0.50	0.050	mg/L		02/21/16 16:00	02/23/16 22:59	1

TestAmerica Chicago

Client Sample Results

Client: Ecology and Environment, Inc.
Project/Site: IDOT - IL 38 - WO 008

TestAmerica Job ID: 500-107641-7

Client Sample ID: 3011-22-B02 (0-1)

Lab Sample ID: 500-107641-20

Date Collected: 02/16/16 11:10

Matrix: Solid

Date Received: 02/17/16 07:45

Percent Solids: 84.5

Method: 6010B - Metals (ICP) - TCLP (Continued)

Analyte	Result	Qualifier	RL	MDL	Unit	D	Prepared	Analyzed	Dil Fac
Cadmium	<0.0050		0.0050	0.0020	mg/L		02/21/16 16:00	02/23/16 22:59	1
Chromium	<0.025		0.025	0.010	mg/L		02/21/16 16:00	02/23/16 22:59	1
Cobalt	<0.025		0.025	0.010	mg/L		02/21/16 16:00	02/23/16 22:59	1
Iron	<0.40		0.40	0.20	mg/L		02/21/16 16:00	02/23/16 22:59	1
Lead	<0.0075		0.0075	0.0075	mg/L		02/21/16 16:00	02/23/16 22:59	1
Manganese	2.2		0.025	0.010	mg/L		02/21/16 16:00	02/23/16 22:59	1
Nickel	<0.025		0.025	0.010	mg/L		02/21/16 16:00	02/23/16 22:59	1
Selenium	<0.050		0.050	0.020	mg/L		02/21/16 16:00	02/23/16 22:59	1
Silver	<0.025		0.025	0.010	mg/L		02/21/16 16:00	02/23/16 22:59	1
Zinc	0.13	J B	0.50	0.020	mg/L		02/21/16 16:00	02/23/16 22:59	1

Method: 6010B - Metals (ICP) - SPLP East

Analyte	Result	Qualifier	RL	MDL	Unit	D	Prepared	Analyzed	Dil Fac
Manganese	0.19		0.025	0.010	mg/L		02/23/16 09:20	02/25/16 05:21	1

Method: 6020A - Metals (ICP/MS) - TCLP

Analyte	Result	Qualifier	RL	MDL	Unit	D	Prepared	Analyzed	Dil Fac
Antimony	<0.0060		0.0060	0.0060	mg/L		02/21/16 16:00	02/22/16 20:59	1
Thallium	<0.0020	^	0.0020	0.0020	mg/L		02/21/16 16:00	02/22/16 20:59	1

Method: 7470A - TCLP Mercury - TCLP

Analyte	Result	Qualifier	RL	MDL	Unit	D	Prepared	Analyzed	Dil Fac
Mercury	<0.00020		0.00020	0.00020	mg/L		02/22/16 15:15	02/23/16 11:40	1

Method: 7471B - Mercury (CVAA)

Analyte	Result	Qualifier	RL	MDL	Unit	D	Prepared	Analyzed	Dil Fac
Mercury	0.013	J	0.017	0.0090	mg/Kg	☼	02/23/16 15:15	02/24/16 13:03	1

General Chemistry

Analyte	Result	Qualifier	RL	MDL	Unit	D	Prepared	Analyzed	Dil Fac
pH	8.40		0.200	0.200	SU			02/19/16 20:01	1

Client Sample Results

Client: Ecology and Environment, Inc.
Project/Site: IDOT - IL 38 - WO 008

TestAmerica Job ID: 500-107641-7

Client Sample ID: 3011-22-B01 (0-1)

Lab Sample ID: 500-107641-21

Date Collected: 02/16/16 11:15

Matrix: Solid

Date Received: 02/17/16 07:45

Percent Solids: 87.0

Method: 8260B - Volatile Organic Compounds (GC/MS)

Analyte	Result	Qualifier	RL	MDL	Unit	D	Prepared	Analyzed	Dil Fac
Acetone	<0.018		0.018	0.0034	mg/Kg	☼	02/17/16 08:40	02/23/16 13:53	1
Benzene	<0.0044		0.0044	0.00098	mg/Kg	☼	02/17/16 08:40	02/23/16 13:53	1
Bromodichloromethane	<0.0044		0.0044	0.00074	mg/Kg	☼	02/17/16 08:40	02/23/16 13:53	1
Bromoform	<0.0044		0.0044	0.00090	mg/Kg	☼	02/17/16 08:40	02/23/16 13:53	1
Bromomethane	<0.0044		0.0044	0.0016	mg/Kg	☼	02/17/16 08:40	02/23/16 13:53	1
2-Butanone (MEK)	<0.0044		0.0044	0.0016	mg/Kg	☼	02/17/16 08:40	02/23/16 13:53	1
Carbon disulfide	<0.0044		0.0044	0.0016	mg/Kg	☼	02/17/16 08:40	02/23/16 13:53	1
Carbon tetrachloride	<0.0044		0.0044	0.00094	mg/Kg	☼	02/17/16 08:40	02/23/16 13:53	1
Chlorobenzene	<0.0044		0.0044	0.0010	mg/Kg	☼	02/17/16 08:40	02/23/16 13:53	1
Chloroethane	<0.0044		0.0044	0.0018	mg/Kg	☼	02/17/16 08:40	02/23/16 13:53	1
Chloroform	<0.0044		0.0044	0.00086	mg/Kg	☼	02/17/16 08:40	02/23/16 13:53	1
Chloromethane	<0.0044		0.0044	0.0011	mg/Kg	☼	02/17/16 08:40	02/23/16 13:53	1
cis-1,2-Dichloroethene	<0.0044		0.0044	0.00090	mg/Kg	☼	02/17/16 08:40	02/23/16 13:53	1
cis-1,3-Dichloropropene	<0.0044		0.0044	0.0010	mg/Kg	☼	02/17/16 08:40	02/23/16 13:53	1
Dibromochloromethane	<0.0044		0.0044	0.00051	mg/Kg	☼	02/17/16 08:40	02/23/16 13:53	1
1,1-Dichloroethane	<0.0044		0.0044	0.00090	mg/Kg	☼	02/17/16 08:40	02/23/16 13:53	1
1,2-Dichloroethane	<0.0044		0.0044	0.00065	mg/Kg	☼	02/17/16 08:40	02/23/16 13:53	1
1,1-Dichloroethene	<0.0044		0.0044	0.0016	mg/Kg	☼	02/17/16 08:40	02/23/16 13:53	1
1,2-Dichloropropane	<0.0044		0.0044	0.0012	mg/Kg	☼	02/17/16 08:40	02/23/16 13:53	1
1,3-Dichloropropane, Total	<0.0044		0.0044	0.0012	mg/Kg	☼	02/17/16 08:40	02/23/16 13:53	1
Ethylbenzene	<0.0044		0.0044	0.0011	mg/Kg	☼	02/17/16 08:40	02/23/16 13:53	1
2-Hexanone	<0.0044		0.0044	0.0014	mg/Kg	☼	02/17/16 08:40	02/23/16 13:53	1
Methylene Chloride	<0.0044		0.0044	0.0033	mg/Kg	☼	02/17/16 08:40	02/23/16 13:53	1
4-Methyl-2-pentanone (MIBK)	<0.0044		0.0044	0.00090	mg/Kg	☼	02/17/16 08:40	02/23/16 13:53	1
Methyl tert-butyl ether	<0.0044		0.0044	0.0010	mg/Kg	☼	02/17/16 08:40	02/23/16 13:53	1
Styrene	<0.0044		0.0044	0.0010	mg/Kg	☼	02/17/16 08:40	02/23/16 13:53	1
1,1,2,2-Tetrachloroethane	<0.0044		0.0044	0.00070	mg/Kg	☼	02/17/16 08:40	02/23/16 13:53	1
Tetrachloroethene	<0.0044		0.0044	0.00091	mg/Kg	☼	02/17/16 08:40	02/23/16 13:53	1
Toluene	<0.0044		0.0044	0.0015	mg/Kg	☼	02/17/16 08:40	02/23/16 13:53	1
trans-1,2-Dichloroethene	<0.0044		0.0044	0.0011	mg/Kg	☼	02/17/16 08:40	02/23/16 13:53	1
trans-1,3-Dichloropropene	<0.0044		0.0044	0.0012	mg/Kg	☼	02/17/16 08:40	02/23/16 13:53	1
1,1,1-Trichloroethane	<0.0044		0.0044	0.0010	mg/Kg	☼	02/17/16 08:40	02/23/16 13:53	1
1,1,2-Trichloroethane	<0.0044		0.0044	0.00085	mg/Kg	☼	02/17/16 08:40	02/23/16 13:53	1
Trichloroethene	<0.0044		0.0044	0.0012	mg/Kg	☼	02/17/16 08:40	02/23/16 13:53	1
Vinyl acetate	<0.0044		0.0044	0.0012	mg/Kg	☼	02/17/16 08:40	02/23/16 13:53	1
Vinyl chloride	<0.0044		0.0044	0.0010	mg/Kg	☼	02/17/16 08:40	02/23/16 13:53	1
Xylenes, Total	<0.0088		0.0088	0.0016	mg/Kg	☼	02/17/16 08:40	02/23/16 13:53	1

Surrogate	%Recovery	Qualifier	Limits	Prepared	Analyzed	Dil Fac
4-Bromofluorobenzene (Surr)	100		70 - 122	02/17/16 08:40	02/23/16 13:53	1
Dibromofluoromethane	107		75 - 120	02/17/16 08:40	02/23/16 13:53	1
1,2-Dichloroethane-d4 (Surr)	114		70 - 134	02/17/16 08:40	02/23/16 13:53	1
Toluene-d8 (Surr)	111		75 - 122	02/17/16 08:40	02/23/16 13:53	1

Method: 8270D - Semivolatile Organic Compounds (GC/MS)

Analyte	Result	Qualifier	RL	MDL	Unit	D	Prepared	Analyzed	Dil Fac
Phenol	<0.18		0.18	0.080	mg/Kg	☼	02/18/16 18:29	02/26/16 16:48	1
Bis(2-chloroethyl)ether	<0.18		0.18	0.054	mg/Kg	☼	02/18/16 18:29	02/26/16 16:48	1
1,3-Dichlorobenzene	<0.18		0.18	0.041	mg/Kg	☼	02/18/16 18:29	02/26/16 16:48	1
1,4-Dichlorobenzene	<0.18		0.18	0.046	mg/Kg	☼	02/18/16 18:29	02/26/16 16:48	1

TestAmerica Chicago

Client Sample Results

Client: Ecology and Environment, Inc.
Project/Site: IDOT - IL 38 - WO 008

TestAmerica Job ID: 500-107641-7

Client Sample ID: 3011-22-B01 (0-1)

Lab Sample ID: 500-107641-21

Date Collected: 02/16/16 11:15

Matrix: Solid

Date Received: 02/17/16 07:45

Percent Solids: 87.0

Method: 8270D - Semivolatile Organic Compounds (GC/MS) (Continued)

Analyte	Result	Qualifier	RL	MDL	Unit	D	Prepared	Analyzed	Dil Fac
1,2-Dichlorobenzene	<0.18		0.18	0.043	mg/Kg	☼	02/18/16 18:29	02/26/16 16:48	1
2-Methylphenol	<0.18		0.18	0.058	mg/Kg	☼	02/18/16 18:29	02/26/16 16:48	1
2,2'-oxybis[1-chloropropane]	<0.18		0.18	0.042	mg/Kg	☼	02/18/16 18:29	02/26/16 16:48	1
N-Nitrosodi-n-propylamine	<0.073		0.073	0.044	mg/Kg	☼	02/18/16 18:29	02/26/16 16:48	1
Hexachloroethane	<0.18	F1	0.18	0.055	mg/Kg	☼	02/18/16 18:29	02/26/16 16:48	1
2-Chlorophenol	<0.18		0.18	0.062	mg/Kg	☼	02/18/16 18:29	02/26/16 16:48	1
Nitrobenzene	<0.036		0.036	0.0090	mg/Kg	☼	02/18/16 18:29	02/26/16 16:48	1
Bis(2-chloroethoxy)methane	<0.18		0.18	0.037	mg/Kg	☼	02/18/16 18:29	02/26/16 16:48	1
1,2,4-Trichlorobenzene	<0.18		0.18	0.039	mg/Kg	☼	02/18/16 18:29	02/26/16 16:48	1
Isophorone	<0.18		0.18	0.040	mg/Kg	☼	02/18/16 18:29	02/26/16 16:48	1
2,4-Dimethylphenol	<0.36		0.36	0.14	mg/Kg	☼	02/18/16 18:29	02/26/16 16:48	1
Hexachlorobutadiene	<0.18		0.18	0.057	mg/Kg	☼	02/18/16 18:29	02/26/16 16:48	1
Naphthalene	<0.036		0.036	0.0055	mg/Kg	☼	02/18/16 18:29	02/26/16 16:48	1
2,4-Dichlorophenol	<0.36		0.36	0.086	mg/Kg	☼	02/18/16 18:29	02/26/16 16:48	1
4-Chloroaniline	<0.73		0.73	0.17	mg/Kg	☼	02/18/16 18:29	02/26/16 16:48	1
2,4,6-Trichlorophenol	<0.36		0.36	0.12	mg/Kg	☼	02/18/16 18:29	02/26/16 16:48	1
2,4,5-Trichlorophenol	<0.36		0.36	0.082	mg/Kg	☼	02/18/16 18:29	02/26/16 16:48	1
Hexachlorocyclopentadiene	<0.73	F1	0.73	0.21	mg/Kg	☼	02/18/16 18:29	02/26/16 16:48	1
2-Methylnaphthalene	<0.036		0.036	0.0066	mg/Kg	☼	02/18/16 18:29	02/26/16 16:48	1
2-Nitroaniline	<0.18		0.18	0.049	mg/Kg	☼	02/18/16 18:29	02/26/16 16:48	1
2-Chloronaphthalene	<0.18		0.18	0.040	mg/Kg	☼	02/18/16 18:29	02/26/16 16:48	1
4-Chloro-3-methylphenol	<0.36		0.36	0.12	mg/Kg	☼	02/18/16 18:29	02/26/16 16:48	1
2,6-Dinitrotoluene	<0.18		0.18	0.071	mg/Kg	☼	02/18/16 18:29	02/26/16 16:48	1
2-Nitrophenol	<0.36		0.36	0.085	mg/Kg	☼	02/18/16 18:29	02/26/16 16:48	1
3-Nitroaniline	<0.36		0.36	0.11	mg/Kg	☼	02/18/16 18:29	02/26/16 16:48	1
Dimethyl phthalate	<0.18		0.18	0.047	mg/Kg	☼	02/18/16 18:29	02/26/16 16:48	1
2,4-Dinitrophenol	<0.73	F1	0.73	0.64	mg/Kg	☼	02/18/16 18:29	02/26/16 16:48	1
Acenaphthylene	<0.036		0.036	0.0048	mg/Kg	☼	02/18/16 18:29	02/26/16 16:48	1
2,4-Dinitrotoluene	<0.18		0.18	0.057	mg/Kg	☼	02/18/16 18:29	02/26/16 16:48	1
Acenaphthene	<0.036		0.036	0.0065	mg/Kg	☼	02/18/16 18:29	02/26/16 16:48	1
Dibenzofuran	<0.18		0.18	0.042	mg/Kg	☼	02/18/16 18:29	02/26/16 16:48	1
4-Nitrophenol	<0.73		0.73	0.34	mg/Kg	☼	02/18/16 18:29	02/26/16 16:48	1
Fluorene	<0.036		0.036	0.0051	mg/Kg	☼	02/18/16 18:29	02/26/16 16:48	1
4-Nitroaniline	<0.36		0.36	0.15	mg/Kg	☼	02/18/16 18:29	02/26/16 16:48	1
4-Bromophenyl phenyl ether	<0.18		0.18	0.048	mg/Kg	☼	02/18/16 18:29	02/26/16 16:48	1
Hexachlorobenzene	<0.073		0.073	0.0084	mg/Kg	☼	02/18/16 18:29	02/26/16 16:48	1
Diethyl phthalate	<0.18		0.18	0.061	mg/Kg	☼	02/18/16 18:29	02/26/16 16:48	1
4-Chlorophenyl phenyl ether	<0.18		0.18	0.042	mg/Kg	☼	02/18/16 18:29	02/26/16 16:48	1
Pentachlorophenol	<0.73	F1	0.73	0.58	mg/Kg	☼	02/18/16 18:29	02/26/16 16:48	1
N-Nitrosodiphenylamine	<0.18		0.18	0.043	mg/Kg	☼	02/18/16 18:29	02/26/16 16:48	1
4,6-Dinitro-2-methylphenol	<0.73	F1	0.73	0.29	mg/Kg	☼	02/18/16 18:29	02/26/16 16:48	1
Phenanthrene	0.037		0.036	0.0050	mg/Kg	☼	02/18/16 18:29	02/26/16 16:48	1
Anthracene	0.0061	J	0.036	0.0060	mg/Kg	☼	02/18/16 18:29	02/26/16 16:48	1
Carbazole	<0.18		0.18	0.090	mg/Kg	☼	02/18/16 18:29	02/26/16 16:48	1
Di-n-butyl phthalate	<0.18		0.18	0.055	mg/Kg	☼	02/18/16 18:29	02/26/16 16:48	1
Fluoranthene	0.070	F1	0.036	0.0067	mg/Kg	☼	02/18/16 18:29	02/26/16 16:48	1
Pyrene	0.15	F1	0.036	0.0072	mg/Kg	☼	02/18/16 18:29	02/26/16 16:48	1
Butyl benzyl phthalate	<0.18	F1	0.18	0.069	mg/Kg	☼	02/18/16 18:29	02/26/16 16:48	1
Benzo[a]anthracene	0.047		0.036	0.0049	mg/Kg	☼	02/18/16 18:29	02/26/16 16:48	1

TestAmerica Chicago

Client Sample Results

Client: Ecology and Environment, Inc.
Project/Site: IDOT - IL 38 - WO 008

TestAmerica Job ID: 500-107641-7

Client Sample ID: 3011-22-B01 (0-1)

Lab Sample ID: 500-107641-21

Date Collected: 02/16/16 11:15

Matrix: Solid

Date Received: 02/17/16 07:45

Percent Solids: 87.0

Method: 8270D - Semivolatile Organic Compounds (GC/MS) (Continued)

Analyte	Result	Qualifier	RL	MDL	Unit	D	Prepared	Analyzed	Dil Fac
Chrysene	0.072		0.036	0.0098	mg/Kg	☼	02/18/16 18:29	02/26/16 16:48	1
3,3'-Dichlorobenzidine	<0.18		0.18	0.050	mg/Kg	☼	02/18/16 18:29	02/26/16 16:48	1
Bis(2-ethylhexyl) phthalate	<0.18		0.18	0.066	mg/Kg	☼	02/18/16 18:29	02/26/16 16:48	1
Di-n-octyl phthalate	<0.18	F1	0.18	0.059	mg/Kg	☼	02/18/16 18:29	02/26/16 16:48	1
Benzo[b]fluoranthene	0.097		0.036	0.0078	mg/Kg	☼	02/18/16 18:29	02/26/16 16:48	1
Benzo[k]fluoranthene	0.042		0.036	0.011	mg/Kg	☼	02/18/16 18:29	02/26/16 16:48	1
Benzo[a]pyrene	0.063		0.036	0.0070	mg/Kg	☼	02/18/16 18:29	02/26/16 16:48	1
Indeno[1,2,3-cd]pyrene	0.031	J	0.036	0.0093	mg/Kg	☼	02/18/16 18:29	02/26/16 16:48	1
Dibenz(a,h)anthracene	<0.036		0.036	0.0070	mg/Kg	☼	02/18/16 18:29	02/26/16 16:48	1
Benzo[g,h,i]perylene	0.053		0.036	0.012	mg/Kg	☼	02/18/16 18:29	02/26/16 16:48	1
3 & 4 Methylphenol	<0.18		0.18	0.060	mg/Kg	☼	02/18/16 18:29	02/26/16 16:48	1

Surrogate	%Recovery	Qualifier	Limits	Prepared	Analyzed	Dil Fac
2-Fluorophenol	74		25 - 110	02/18/16 18:29	02/26/16 16:48	1
Phenol-d5	75		31 - 110	02/18/16 18:29	02/26/16 16:48	1
Nitrobenzene-d5	73		25 - 115	02/18/16 18:29	02/26/16 16:48	1
2-Fluorobiphenyl	75		25 - 119	02/18/16 18:29	02/26/16 16:48	1
2,4,6-Tribromophenol	85		35 - 137	02/18/16 18:29	02/26/16 16:48	1
Terphenyl-d14	148	X	36 - 134	02/18/16 18:29	02/26/16 16:48	1

Method: 6010B - Metals (ICP)

Analyte	Result	Qualifier	RL	MDL	Unit	D	Prepared	Analyzed	Dil Fac
Antimony	<1.1		1.1	0.23	mg/Kg	☼	02/23/16 16:49	02/25/16 20:02	1
Arsenic	5.1		0.55	0.26	mg/Kg	☼	02/23/16 16:49	02/25/16 20:02	1
Barium	50		0.55	0.10	mg/Kg	☼	02/23/16 16:49	02/25/16 20:02	1
Beryllium	0.67		0.22	0.048	mg/Kg	☼	02/23/16 16:49	02/25/16 20:02	1
Boron	7.2		2.8	0.39	mg/Kg	☼	02/23/16 16:49	02/25/16 20:02	1
Cadmium	<0.11		0.11	0.032	mg/Kg	☼	02/23/16 16:49	02/25/16 20:02	1
Calcium	150000	B	110	36	mg/Kg	☼	02/23/16 16:49	02/26/16 15:00	10
Chromium	17		0.55	0.095	mg/Kg	☼	02/23/16 16:49	02/25/16 20:02	1
Cobalt	11		0.28	0.062	mg/Kg	☼	02/23/16 16:49	02/25/16 20:02	1
Copper	21		0.55	0.12	mg/Kg	☼	02/23/16 16:49	02/25/16 20:02	1
Iron	17000		11	4.3	mg/Kg	☼	02/23/16 16:49	02/25/16 20:02	1
Lead	12		0.28	0.14	mg/Kg	☼	02/23/16 16:49	02/25/16 20:02	1
Magnesium	24000		5.5	2.2	mg/Kg	☼	02/23/16 16:49	02/25/16 20:02	1
Manganese	370		0.55	0.11	mg/Kg	☼	02/23/16 16:49	02/25/16 20:02	1
Nickel	31		0.55	0.15	mg/Kg	☼	02/23/16 16:49	02/25/16 20:02	1
Potassium	1800		28	4.5	mg/Kg	☼	02/23/16 16:49	02/25/16 20:02	1
Selenium	0.35	J	0.55	0.27	mg/Kg	☼	02/23/16 16:49	02/25/16 20:02	1
Silver	<0.28		0.28	0.065	mg/Kg	☼	02/23/16 16:49	02/25/16 20:02	1
Sodium	500		55	7.3	mg/Kg	☼	02/23/16 16:49	02/25/16 20:02	1
Thallium	<0.55		0.55	0.27	mg/Kg	☼	02/23/16 16:49	02/25/16 20:02	1
Vanadium	20		0.28	0.081	mg/Kg	☼	02/23/16 16:49	02/25/16 20:02	1
Zinc	49		1.1	0.35	mg/Kg	☼	02/23/16 16:49	02/25/16 20:02	1

Method: 6010B - Metals (ICP) - TCLP

Analyte	Result	Qualifier	RL	MDL	Unit	D	Prepared	Analyzed	Dil Fac
Barium	0.44	J	0.50	0.050	mg/L		02/21/16 16:00	02/22/16 19:57	1
Beryllium	<0.0040		0.0040	0.0040	mg/L		02/21/16 16:00	02/22/16 19:57	1
Boron	0.48	J	0.50	0.050	mg/L		02/21/16 16:00	02/22/16 19:57	1

TestAmerica Chicago

Client Sample Results

Client: Ecology and Environment, Inc.
Project/Site: IDOT - IL 38 - WO 008

TestAmerica Job ID: 500-107641-7

Client Sample ID: 3011-22-B01 (0-1)

Lab Sample ID: 500-107641-21

Date Collected: 02/16/16 11:15

Matrix: Solid

Date Received: 02/17/16 07:45

Percent Solids: 87.0

Method: 6010B - Metals (ICP) - TCLP (Continued)

Analyte	Result	Qualifier	RL	MDL	Unit	D	Prepared	Analyzed	Dil Fac
Cadmium	<0.0050		0.0050	0.0020	mg/L	-	02/21/16 16:00	02/22/16 19:57	1
Chromium	<0.025		0.025	0.010	mg/L	-	02/21/16 16:00	02/22/16 19:57	1
Cobalt	0.013	J	0.025	0.010	mg/L	-	02/21/16 16:00	02/22/16 19:57	1
Iron	<0.40		0.40	0.20	mg/L	-	02/21/16 16:00	02/22/16 19:57	1
Lead	<0.0075		0.0075	0.0075	mg/L	-	02/21/16 16:00	02/22/16 19:57	1
Manganese	2.7		0.025	0.010	mg/L	-	02/21/16 16:00	02/22/16 19:57	1
Nickel	0.016	J	0.025	0.010	mg/L	-	02/21/16 16:00	02/22/16 19:57	1
Selenium	<0.050		0.050	0.020	mg/L	-	02/21/16 16:00	02/22/16 19:57	1
Silver	<0.025		0.025	0.010	mg/L	-	02/21/16 16:00	02/22/16 19:57	1
Zinc	0.47	J	0.50	0.020	mg/L	-	02/21/16 16:00	02/22/16 19:57	1

Method: 6010B - Metals (ICP) - SPLP East

Analyte	Result	Qualifier	RL	MDL	Unit	D	Prepared	Analyzed	Dil Fac
Manganese	0.11		0.025	0.010	mg/L	-	02/23/16 09:23	02/25/16 05:43	1

Method: 6020A - Metals (ICP/MS) - TCLP

Analyte	Result	Qualifier	RL	MDL	Unit	D	Prepared	Analyzed	Dil Fac
Antimony	<0.0060		0.0060	0.0060	mg/L	-	02/21/16 16:00	02/22/16 18:36	1
Thallium	<0.0020		0.0020	0.0020	mg/L	-	02/21/16 16:00	02/22/16 18:36	1

Method: 7470A - TCLP Mercury - TCLP

Analyte	Result	Qualifier	RL	MDL	Unit	D	Prepared	Analyzed	Dil Fac
Mercury	<0.00020	^	0.00020	0.00020	mg/L	-	02/22/16 15:15	02/23/16 10:46	1

Method: 7471B - Mercury (CVAA)

Analyte	Result	Qualifier	RL	MDL	Unit	D	Prepared	Analyzed	Dil Fac
Mercury	<0.018		0.018	0.0095	mg/Kg	☼	02/23/16 15:15	02/24/16 09:55	1

General Chemistry

Analyte	Result	Qualifier	RL	MDL	Unit	D	Prepared	Analyzed	Dil Fac
pH	8.56		0.200	0.200	SU	-		02/19/16 20:11	1

Definitions/Glossary

Client: Ecology and Environment, Inc.
Project/Site: IDOT - IL 38 - WO 008

TestAmerica Job ID: 500-107641-7

Qualifiers

GC/MS VOA

Qualifier	Qualifier Description
*	LCS or LCSD is outside acceptance limits.

GC/MS Semi VOA

Qualifier	Qualifier Description
J	Result is less than the RL but greater than or equal to the MDL and the concentration is an approximate value.
X	Surrogate is outside control limits
F1	MS and/or MSD Recovery is outside acceptance limits.

Metals

Qualifier	Qualifier Description
^	ICV,CCV,ICB,CCB, ISA, ISB, CRI, CRA, DLCK or MRL standard: Instrument related QC is outside acceptance limits.
J	Result is less than the RL but greater than or equal to the MDL and the concentration is an approximate value.
B	Compound was found in the blank and sample.

Glossary

Abbreviation	These commonly used abbreviations may or may not be present in this report.
α	Listed under the "D" column to designate that the result is reported on a dry weight basis
%R	Percent Recovery
CFL	Contains Free Liquid
CNF	Contains no Free Liquid
DER	Duplicate error ratio (normalized absolute difference)
Dil Fac	Dilution Factor
DL, RA, RE, IN	Indicates a Dilution, Re-analysis, Re-extraction, or additional Initial metals/anion analysis of the sample
DLC	Decision level concentration
MDA	Minimum detectable activity
EDL	Estimated Detection Limit
MDC	Minimum detectable concentration
MDL	Method Detection Limit
ML	Minimum Level (Dioxin)
NC	Not Calculated
ND	Not detected at the reporting limit (or MDL or EDL if shown)
PQL	Practical Quantitation Limit
QC	Quality Control
RER	Relative error ratio
RL	Reporting Limit or Requested Limit (Radiochemistry)
RPD	Relative Percent Difference, a measure of the relative difference between two points
TEF	Toxicity Equivalent Factor (Dioxin)
TEQ	Toxicity Equivalent Quotient (Dioxin)

Certification Summary

Client: Ecology and Environment, Inc.
Project/Site: IDOT - IL 38 - WO 008

TestAmerica Job ID: 500-107641-7

Laboratory: TestAmerica Chicago

Unless otherwise noted, all analytes for this laboratory were covered under each certification below.

Authority	Program	EPA Region	Certification ID	Expiration Date
Illinois	NELAP	5	100201	04-30-16

The following analytes are included in this report, but certification is not offered by the governing authority:

Analysis Method	Prep Method	Matrix	Analyte
6020A	3010A	Solid	Antimony
6020A	3010A	Solid	Thallium
8260B	5035	Solid	1,3-Dichloropropene, Total
Moisture		Solid	Percent Moisture
Moisture		Solid	Percent Solids

TestAmerica

THE LEADER IN ENVIRONMENTAL TESTING

2417 Bond Street, University Park, IL 60484
 Phone: 708.534.5200 Fax: 708.534.5211

Report To (optional)
 Contact: _____
 Company: _____
 Address: _____
 Address: _____
 Phone: _____
 Fax: _____
 E-Mail: _____

Bill To (optional)
 Contact: _____
 Company: _____
 Address: _____
 Address: _____
 Phone: _____
 Fax: _____
 PO#/Reference# _____

Chain of Custody Record

Lab Job #: 500-107641

Chain of Custody Number: _____

Page _____ of _____

Temperature °C of Cooler: _____

Client		Client Project #		Preservative		Parameter		Voc		SVoc		Total TAC		Turbidity		TSS/SP		TAC mg/L		pH/gg Solid		Preservative Key 1. HCl, Cool to 4° 2. H2SO4, Cool to 4° 3. HNO3, Cool to 4° 4. NaOH, Cool to 4° 5. NaOH/Zn, Cool to 4° 6. NaHSO4 7. Cool to 4° 8. None 9. Other
EE	1009341000E.01																					
Project Name		Lab Project #		Sampling		# of Containers		Matrix														Comments
IL 38		5011E04		Date	Time																	
Project Location/State		Lab PM																				
Kane County, IL		S. Wright																				
Lab ID	MS/MSD	Sample ID	Date	Time	# of Containers	Matrix																
20		3011-22-R02(01)	2/16/16	1110	2	S	X	X	X	X	X											
21		3011-22-R01(01)	2/16/16	1115	2	S	X	X	X	X	X											
2/16/16																						

Turnaround Time Required (Business Days)

___ 1 Day ___ 2 Days ___ 5 Days ___ 7 Days 10 Days ___ 15 Days ___ Other

Sample Disposal

Return to Client Disposal by Lab Archive for ___ Months (A fee may be assessed if samples are retained longer than 1 month)

Relinquished By: <u>[Signature]</u>	Company: <u>EE</u>	Date: <u>2/16/16</u>	Time: <u>1530</u>	Received By: <u>[Signature]</u>	Company: <u>TA</u>	Date: <u>2/16/16</u>	Time: <u>1530</u>
Relinquished By: <u>[Signature]</u>	Company: <u>TA</u>	Date: <u>2/16/16</u>	Time: <u>1715</u>	Received By: <u>[Signature]</u>	Company: <u>TA-CPT</u>	Date: <u>2/17/16</u>	Time: <u>0745</u>
Relinquished By: _____	Company: _____	Date: _____	Time: _____	Received By: _____	Company: _____	Date: _____	Time: _____

Lab Courier: [Signature]
 Shipped: _____
 Hand Delivered: _____

- Matrix Key:
- WW - Wastewater
 - W - Water
 - S - Soil
 - SL - Sludge
 - MS - Miscellaneous
 - OL - Oil
 - A - Air
 - SE - Sediment
 - SO - Soil
 - L - Leachate
 - WI - Wipe
 - DW - Drinking Water
 - O - Other

Client Comments:

Lab Comments:

Login Sample Receipt Checklist

Client: Ecology and Environment, Inc.

Job Number: 500-107641-7

Login Number: 107641

List Source: TestAmerica Chicago

List Number: 1

Creator: Scott, Sherri L

Question	Answer	Comment
Radioactivity wasn't checked or is \leq background as measured by a survey meter.	True	
The cooler's custody seal, if present, is intact.	True	
Sample custody seals, if present, are intact.	True	
The cooler or samples do not appear to have been compromised or tampered with.	True	
Samples were received on ice.	True	
Cooler Temperature is acceptable.	True	
Cooler Temperature is recorded.	True	2.8,2.5,3.2,3.5
COC is present.	True	
COC is filled out in ink and legible.	True	
COC is filled out with all pertinent information.	True	
Is the Field Sampler's name present on COC?	True	
There are no discrepancies between the containers received and the COC.	True	
Samples are received within Holding Time (excluding tests with immediate HTs)	True	
Sample containers have legible labels.	True	
Containers are not broken or leaking.	True	
Sample collection date/times are provided.	True	
Appropriate sample containers are used.	True	
Sample bottles are completely filled.	True	
Sample Preservation Verified.	True	
There is sufficient vol. for all requested analyses, incl. any requested MS/MSDs	True	
Containers requiring zero headspace have no headspace or bubble is <math><6\text{mm}</math> (1/4").	N/A	
Multiphasic samples are not present.	True	
Samples do not require splitting or compositing.	True	
Residual Chlorine Checked.	N/A	





Bureau of Land • 1021 North Grand Avenue East • P.O. Box 19276 • Springfield • Illinois • 62794-9276

Uncontaminated Soil Certification by Licensed Professional Engineer or Licensed Professional Geologist for Use of Uncontaminated Soil as Fill in a CCDD or Uncontaminated Soil Fill Operation LPC-663

Revised in accordance with 35 Ill. Adm. Code 1100, as amended by PCB R2012-009 (eff. Aug. 27, 2012)

This certification form is to be used by professional engineers and professional geologists to certify, pursuant to 35 Ill. Adm. Code 1100.205(a)(1)(B), that soil (i) is uncontaminated soil and (ii) is within a pH range of 6.26 to 9.0. If you have questions about this form, please telephone the Bureau of Land Permit Section at 217/524-3300.

This form may be completed online, saved locally, printed and signed, and submitted to prospective clean construction or demolition debris (CCDD) fill operations or uncontaminated soil fill operations.

I. Source Location Information

(Describe the location of the source of the uncontaminated soil)

Project Name: FAP 347 (IL Route 38) Office Phone Number, if available: _____

Physical Site Location (address, including number and street):
48W 018-058 IL 38 ISGS #3011-23 (Residence)

City: Maple Park State: IL Zip Code: 60151

County: Kane Township: Virgil

Lat/Long of approximate center of site in decimal degrees (DD.ddddd) to five decimal places (e.g., 40.67890, -90.12345):

Latitude: 41.89474913 Longitude: -88.54682841
(Decimal Degrees) (-Decimal Degrees)

Identify how the lat/long data were determined:

- GPS Map Interpolation Photo Interpolation Survey Other

IEPA Site Number(s), if assigned: BOL: _____ BOW: _____ BOA: _____

II. Owner/Operator Information for Source Site

Site Owner

Site Operator

Name: Illinois Department of Transportation

Name: Illinois Department of Transportation

Street Address: 201 West Center Court

Street Address: 201 West Center Court

PO Box: _____

PO Box: _____

City: Schaumburg State: IL

City: Schaumburg State: IL

Zip Code: 60196-1096 Phone: 847-705-4159

Zip Code: 60196-1096 Phone: 847-705-4159

Contact: Sam Mead

Contact: Sam Mead

Email, if available: Sam.Mead@illinois.gov

Email, if available: Sam.Mead@illinois.gov

This Agency is authorized to require this information under Section 4 and Title X of the Environmental Protection Act (415 ILCS 5/4, 5/39). Failure to disclose this information may result in: a civil penalty of not to exceed \$50,000 for the violation and an additional civil penalty of not to exceed \$10,000 for each day during which the violation continues (415 ILCS 5/42). This form has been approved by the Forms Management Center.

Project Name: FAP 347 (IL Route 38)

Latitude: 41.89474913 Longitude: -88.54682841

Uncontaminated Site Certification

III. Basis for Certification and Attachments

For each item listed below, reference the attachments to this form that provide the required information.

- a. A Description of the soil sample points and how they were determined to be sufficient in number and appropriately located 35 Ill. Adm. Code 1100.610(a)]:

Location 3011-23-B01 and 3011-22-B02 was sampled within the construction zone adjacent to ISGS #3011-23 (Residence). Refer to PSI Report for ISGS #3011-23 (Residence) including Table 4-4, and Figures 4-4A&B.

- b. Analytical soil testing results to show that soil chemical constituents comply with the maximum allowable concentrations established pursuant to 35 Ill. Adm. Code Part 1100, Subpart F and that the soil pH is within the range of 6.25 to 9.0, including the documentation of chain of custody control, a copy of the lab analysis; the accreditation status of the laboratory performing the analysis; and certification by an authorized agent of the laboratory that the analysis has been performed in accordance with the Agency's rules for the accreditation of environmental and the scope of the accreditation [35 Ill. Adm. Code 1100.201(g), 1100.205(a), 1100.610]:

See attached data summary table and associated laboratory data package J107641-8 and J107641-7.

IV. Certification Statement, Signature and Seal of Licensed Professional Engineer or Licensed Professional Geologist

I, Neil J. Brown (name of licensed professional engineer or geologist) certify under penalty of law that the information submitted, including but not limited to, all attachments and other information, is to the best of my knowledge and belief, true, accurate and complete. In accordance with the Environmental Protection Act [415 ILCS 5/22.51 or 22.51a] and 35 Ill. Adm. Code 1100.205(a), I certify that the soil from this site is uncontaminated soil. I also certify that the soil pH is within the range of 6.25 to 9.0. In addition, I certify that the soil has not been removed from the site as part of a cleanup or removal of contaminants. All necessary documentation is attached.

Any person who knowingly makes a false, fictitious, or fraudulent material statement, orally or in writing, to the Illinois EPA commits a Class 4 felony. A second or subsequent offense after conviction is a Class 3 felony. (415 ILCS 5/44(h))

Company Name: Ecology and Environment, Inc.

Street Address: 33 West Monroe Street

City: Chicago State: IL Zip Code: 60603

Phone: 312-578-9243

Neil J. Brown

Printed Name:

Neil J. Brown

Licensed Professional Engineer or
Licensed Professional Geologist Signature:

3/17/16

Date:



P.E. or L.P.G. Seal:




Analytical Data Summary

PTB #176-001; IDOT Job #D-91-339-15; Project #P-91-141-15; WorkOrder #08A

Key to Data Tables

- MAC = Maximum Allowable Concentration of Chemical Constituent in
Uncontaminated Soil Used as Fill Material At Regulated Fill Operations
- mg/kg = Milligrams per kilogram.
- mg/L = Milligrams per liter.
- MSA = Metropolitan Statistical Area
- TACO = Tiered Approach to Corrective Action Objectives
- TCLP = Toxicity Characteristic Leaching Procedure.
- SCGIER = Soil Component of the Groundwater Ingestion Exposure Route
- SPLP = Synthetic Precipitation Leaching Procedure.
- ND = Not detected.
- NA = Not analyzed.
- J = Estimated value.
- U = Analyte was analyzed for but not detected.

Criteria Qualifiers and Shading

- † = Concentration exceeds the most stringent MAC.
- m = Concentration exceeds the MAC for an MSA.
- * = Concentration exceeds the MAC for Chicago corporate limits.
- L = The detected TCLP/SPLP concentration exceeds the TACO Tier 1 RO for the SCGIER.
-  = Concentration exceeds the most stringent MAC, but is below the MAC for an MSA.
-  = Concentration exceeds the most stringent MAC and the MAC for Chicago corporate limits.
-  = Concentration exceeds applicable comparison criteria.

PTB #176-001; IDOT Job #D-91-339-15; Project #P-91-141-15; WorkOrder #08A
CONTAMINANTS OF CONCERN

SITE	ISGS #3011-23 (Residence)	Comparison Criteria			
BORING	3011-23-B01	MACs			TACO
SAMPLE	3011-23-B01 (0-1)	Most Stringent	Within an MSA	Within Chicago	SCGIER
MATRIX	Soil				
DEPTH (feet)	0-1				
pH	8.29				
VOCs (None Detected)					
SVOCs (mg/kg)					
Acenaphthene	0.014 J	570	--	--	--
Acenaphthylene	0.0076 J	--	--	--	--
Anthracene	0.06	12,000	--	--	--
Benzo[a]anthracene	0.31	0.9	1.8	1.1	--
Benzo[a]pyrene	0.31 †	0.09	2.1	1.3	--
Benzo[b]fluoranthene	0.46	0.9	2.1	1.5	--
Benzo[g,h,i]perylene	0.26	--	--	--	--
Benzo[k]fluoranthene	0.18	9	--	--	--
Chrysene	0.47	88	--	--	--
Fluoranthene	0.61	3,100	--	--	--
Fluorene	0.017 J	560	--	--	--
Indeno[1,2,3-cd]pyrene	0.28	0.9	1.6	0.9	--
Phenanthrene	0.39	--	--	--	--
Pyrene	1.7	2,300	--	--	--
Inorganics (mg/kg)					
Arsenic	1.3	11.3	13	--	--
Barium	11	1,500	--	--	--
Beryllium	0.19 J	22	--	--	--
Boron	1.8 J	40	--	--	--
Calcium	8,800	--	--	--	--
Chromium	4.2	21	--	--	--
Cobalt	2.1	20	--	--	--
Copper	4.8	2,900	--	--	--
Iron	4,100	15,000	15,900	--	--
Lead	2.4	107	--	--	--
Magnesium	5,400	325,000	--	--	--
Manganese	88	630	636	--	--
Mercury	0.0099 J	0.89	--	--	--
Nickel	6	100	--	--	--
Potassium	410	--	--	--	--
Sodium	110	--	--	--	--
Vanadium	4.6	550	--	--	--
Zinc	9.6	5,100	--	--	--
TCLP Metals (mg/L)					
Barium	0.45 J	--	--	--	2
Boron	0.45 J	--	--	--	2
Manganese	2.5 L	--	--	--	0.15
Nickel	0.012 J	--	--	--	0.1
Zinc	0.89	--	--	--	5
SPLP Metals (mg/L)					
Manganese	ND U	--	--	--	0.15

TestAmerica

THE LEADER IN ENVIRONMENTAL TESTING

ANALYTICAL REPORT

TestAmerica Laboratories, Inc.
TestAmerica Chicago
2417 Bond Street
University Park, IL 60484
Tel: (708)534-5200

TestAmerica Job ID: 500-107641-7
Client Project/Site: IDOT - IL 38 - WO 008

For:
Ecology and Environment, Inc.
33 West Monroe St.
Suite 1410
Chicago, Illinois 60603

Attn: Mr. Dean Tiebout

Jodie Bracken

Authorized for release by:
3/1/2016 5:26:45 PM
Jodie Bracken, Project Management Assistant II
jodie.bracken@testamericainc.com

Designee for
Richard Wright, Senior Project Manager
(708)534-5200
richard.wright@testamericainc.com

LINKS

Review your project
results through
TotalAccess

Have a Question?



Visit us at:
www.testamericainc.com

The test results in this report meet all 2003 NELAC and 2009 TNI requirements for accredited parameters, exceptions are noted in this report. This report may not be reproduced except in full, and with written approval from the laboratory. For questions please contact the Project Manager at the e-mail address or telephone number listed on this page.

This report has been electronically signed and authorized by the signatory. Electronic signature is intended to be the legally binding equivalent of a traditionally handwritten signature.

Results relate only to the items tested and the sample(s) as received by the laboratory.

1

2

3

4

5

6

7

8

9

10



Table of Contents

Cover Page	1
Table of Contents	2
Case Narrative	3
Detection Summary	4
Sample Summary	6
Client Sample Results	7
Definitions	15
Certification Summary	16
Chain of Custody	17
Receipt Checklists	18

Case Narrative

Client: Ecology and Environment, Inc.
Project/Site: IDOT - IL 38 - WO 008

TestAmerica Job ID: 500-107641-7

Job ID: 500-107641-7

Laboratory: TestAmerica Chicago

Narrative

Job Narrative 500-107641-7

Comments

No additional comments.

Receipt

The samples were received on 2/17/2016 7:45 AM; the samples arrived in good condition, properly preserved and, where required, on ice. The temperatures of the 4 coolers at receipt time were 2.5° C, 2.8° C, 3.2° C and 3.5° C.

GC/MS VOA

Method(s) 8260B: The following analyte recovered outside control limits for the LCS associated with 500-324044: Bromomethane. This is not indicative of a systematic control problem because this was a random marginal exceedance. Qualified results have been reported.

No additional analytical or quality issues were noted, other than those described above or in the Definitions/Glossary page.

GC/MS Semi VOA

Method(s) 8270D: The following sample contained one acid surrogate and/or one base/neutral surrogate outside acceptance limits: 3011-22-B02 (0-1) (500-107641-20), 3011-22-B01 (0-1) (500-107641-21), (500-107641-E-1-D MS), (500-107641-E-1-E MSD), (500-107641-E-21-B MS) and (500-107641-E-21-C MS). The laboratory's SOP allows one acid and one base/neutral surrogate to be outside acceptance limits; therefore, re-extraction was not performed. These results have been reported and qualified.

No additional analytical or quality issues were noted, other than those described above or in the Definitions/Glossary page.

Metals

Method(s) 6010B: The method blank for preparation batch 500-324173 and analytical batch 500-324528 contained Calcium and Magnesium above the reporting limit (RL). Associated sample 3011-22-B01 (0-1) (500-107641-21) were not re-extracted and/or re-analyzed because results were greater than 10X the value found in the method blank.

Method(s) 6010B: The method blank for preparation batch 500-324170 and analytical batch 500-324562 contained Calcium and Magnesium above the reporting limit (RL). Associated sample(s) were not re-extracted and/or re-analyzed because results were greater than 10X the value found in the method blank.

Method(s) 7470A: The continuing calibration verification (CCV) associated with batch 500-324121 recovered above the upper control limit for Hg. The samples associated with this CCV were non-detects for the affected analytes; therefore, the data have been reported. The following sample is impacted: (CCV 500-324121/23).

No additional analytical or quality issues were noted, other than those described above or in the Definitions/Glossary page.

General Chemistry

No analytical or quality issues were noted, other than those described in the Definitions/Glossary page.

Organic Prep

No analytical or quality issues were noted, other than those described in the Definitions/Glossary page.

Detection Summary

Client: Ecology and Environment, Inc.
Project/Site: IDOT - IL 38 - WO 008

TestAmerica Job ID: 500-107641-7

Client Sample ID: 3011-22-B02 (0-1)

Lab Sample ID: 500-107641-20

Analyte	Result	Qualifier	RL	MDL	Unit	Dil Fac	D	Method	Prep Type
Fluorene	0.0087	J	0.038	0.0054	mg/Kg	1	☼	8270D	Total/NA
Phenanthrene	0.14		0.038	0.0054	mg/Kg	1	☼	8270D	Total/NA
Anthracene	0.033	J	0.038	0.0064	mg/Kg	1	☼	8270D	Total/NA
Fluoranthene	0.22		0.038	0.0071	mg/Kg	1	☼	8270D	Total/NA
Pyrene	0.57		0.038	0.0076	mg/Kg	1	☼	8270D	Total/NA
Benzo[a]anthracene	0.15		0.038	0.0052	mg/Kg	1	☼	8270D	Total/NA
Chrysene	0.25		0.038	0.010	mg/Kg	1	☼	8270D	Total/NA
Benzo[b]fluoranthene	0.38		0.038	0.0083	mg/Kg	1	☼	8270D	Total/NA
Benzo[k]fluoranthene	0.15		0.038	0.011	mg/Kg	1	☼	8270D	Total/NA
Benzo[a]pyrene	0.21		0.038	0.0074	mg/Kg	1	☼	8270D	Total/NA
Indeno[1,2,3-cd]pyrene	0.21		0.038	0.010	mg/Kg	1	☼	8270D	Total/NA
Dibenz(a,h)anthracene	0.083		0.038	0.0074	mg/Kg	1	☼	8270D	Total/NA
Benzo[g,h,i]perylene	0.31		0.038	0.012	mg/Kg	1	☼	8270D	Total/NA
Arsenic	2.0		0.57	0.26	mg/Kg	1	☼	6010B	Total/NA
Barium	23		0.57	0.10	mg/Kg	1	☼	6010B	Total/NA
Beryllium	0.21	J	0.23	0.049	mg/Kg	1	☼	6010B	Total/NA
Boron	9.3		2.9	0.40	mg/Kg	1	☼	6010B	Total/NA
Cadmium	0.053	J	0.11	0.033	mg/Kg	1	☼	6010B	Total/NA
Calcium	180000	B	110	37	mg/Kg	10	☼	6010B	Total/NA
Chromium	6.5	B	0.57	0.098	mg/Kg	1	☼	6010B	Total/NA
Cobalt	2.9		0.29	0.064	mg/Kg	1	☼	6010B	Total/NA
Copper	11		0.57	0.12	mg/Kg	1	☼	6010B	Total/NA
Iron	6000	B	11	4.4	mg/Kg	1	☼	6010B	Total/NA
Lead	22		0.29	0.14	mg/Kg	1	☼	6010B	Total/NA
Magnesium	110000	B	57	23	mg/Kg	10	☼	6010B	Total/NA
Manganese	300		0.57	0.11	mg/Kg	1	☼	6010B	Total/NA
Nickel	7.0		0.57	0.15	mg/Kg	1	☼	6010B	Total/NA
Potassium	520		29	4.7	mg/Kg	1	☼	6010B	Total/NA
Sodium	800		57	7.5	mg/Kg	1	☼	6010B	Total/NA
Vanadium	8.4		0.29	0.083	mg/Kg	1	☼	6010B	Total/NA
Zinc	28		1.1	0.36	mg/Kg	1	☼	6010B	Total/NA
Barium	0.33	J	0.50	0.050	mg/L	1		6010B	TCLP
Boron	0.35	J	0.50	0.050	mg/L	1		6010B	TCLP
Manganese	2.2		0.025	0.010	mg/L	1		6010B	TCLP
Zinc	0.13	J B	0.50	0.020	mg/L	1		6010B	TCLP
Manganese	0.19		0.025	0.010	mg/L	1		6010B	SPLP East
Mercury	0.013	J	0.017	0.0090	mg/Kg	1	☼	7471B	Total/NA
pH	8.40		0.200	0.200	SU	1		9045D	Total/NA

This Detection Summary does not include radiochemical test results.

TestAmerica Chicago

Sample Summary

Client: Ecology and Environment, Inc.
Project/Site: IDOT - IL 38 - WO 008

TestAmerica Job ID: 500-107641-7

Lab Sample ID	Client Sample ID	Matrix	Collected	Received
500-107641-20	3011-22-B02 (0-1)	Solid	02/16/16 11:10	02/17/16 07:45

1

2

3

4

5

6

7

8

9

10

Client Sample Results

Client: Ecology and Environment, Inc.
Project/Site: IDOT - IL 38 - WO 008

TestAmerica Job ID: 500-107641-7

Client Sample ID: 3011-22-B02 (0-1)

Lab Sample ID: 500-107641-20

Date Collected: 02/16/16 11:10

Matrix: Solid

Date Received: 02/17/16 07:45

Percent Solids: 84.5

Method: 8260B - Volatile Organic Compounds (GC/MS)

Analyte	Result	Qualifier	RL	MDL	Unit	D	Prepared	Analyzed	Dil Fac
Acetone	<0.019		0.019	0.0037	mg/Kg	☼	02/17/16 08:40	02/23/16 13:28	1
Benzene	<0.0048		0.0048	0.0011	mg/Kg	☼	02/17/16 08:40	02/23/16 13:28	1
Bromodichloromethane	<0.0048		0.0048	0.00081	mg/Kg	☼	02/17/16 08:40	02/23/16 13:28	1
Bromoform	<0.0048		0.0048	0.00098	mg/Kg	☼	02/17/16 08:40	02/23/16 13:28	1
Bromomethane	<0.0048		0.0048	0.0018	mg/Kg	☼	02/17/16 08:40	02/23/16 13:28	1
2-Butanone (MEK)	<0.0048		0.0048	0.0017	mg/Kg	☼	02/17/16 08:40	02/23/16 13:28	1
Carbon disulfide	<0.0048		0.0048	0.0018	mg/Kg	☼	02/17/16 08:40	02/23/16 13:28	1
Carbon tetrachloride	<0.0048		0.0048	0.0010	mg/Kg	☼	02/17/16 08:40	02/23/16 13:28	1
Chlorobenzene	<0.0048		0.0048	0.0011	mg/Kg	☼	02/17/16 08:40	02/23/16 13:28	1
Chloroethane	<0.0048		0.0048	0.0020	mg/Kg	☼	02/17/16 08:40	02/23/16 13:28	1
Chloroform	<0.0048		0.0048	0.00094	mg/Kg	☼	02/17/16 08:40	02/23/16 13:28	1
Chloromethane	<0.0048		0.0048	0.0012	mg/Kg	☼	02/17/16 08:40	02/23/16 13:28	1
cis-1,2-Dichloroethene	<0.0048		0.0048	0.00098	mg/Kg	☼	02/17/16 08:40	02/23/16 13:28	1
cis-1,3-Dichloropropene	<0.0048		0.0048	0.0011	mg/Kg	☼	02/17/16 08:40	02/23/16 13:28	1
Dibromochloromethane	<0.0048		0.0048	0.00055	mg/Kg	☼	02/17/16 08:40	02/23/16 13:28	1
1,1-Dichloroethane	<0.0048		0.0048	0.00099	mg/Kg	☼	02/17/16 08:40	02/23/16 13:28	1
1,2-Dichloroethane	<0.0048		0.0048	0.00071	mg/Kg	☼	02/17/16 08:40	02/23/16 13:28	1
1,1-Dichloroethene	<0.0048		0.0048	0.0018	mg/Kg	☼	02/17/16 08:40	02/23/16 13:28	1
1,2-Dichloropropane	<0.0048		0.0048	0.0013	mg/Kg	☼	02/17/16 08:40	02/23/16 13:28	1
1,3-Dichloropropene, Total	<0.0048		0.0048	0.0014	mg/Kg	☼	02/17/16 08:40	02/23/16 13:28	1
Ethylbenzene	<0.0048		0.0048	0.0012	mg/Kg	☼	02/17/16 08:40	02/23/16 13:28	1
2-Hexanone	<0.0048		0.0048	0.0015	mg/Kg	☼	02/17/16 08:40	02/23/16 13:28	1
Methylene Chloride	<0.0048		0.0048	0.0036	mg/Kg	☼	02/17/16 08:40	02/23/16 13:28	1
4-Methyl-2-pentanone (MIBK)	<0.0048		0.0048	0.00099	mg/Kg	☼	02/17/16 08:40	02/23/16 13:28	1
Methyl tert-butyl ether	<0.0048		0.0048	0.0011	mg/Kg	☼	02/17/16 08:40	02/23/16 13:28	1
Styrene	<0.0048		0.0048	0.0011	mg/Kg	☼	02/17/16 08:40	02/23/16 13:28	1
1,1,1,2-Tetrachloroethane	<0.0048		0.0048	0.00076	mg/Kg	☼	02/17/16 08:40	02/23/16 13:28	1
Tetrachloroethene	<0.0048		0.0048	0.0010	mg/Kg	☼	02/17/16 08:40	02/23/16 13:28	1
Toluene	<0.0048		0.0048	0.0017	mg/Kg	☼	02/17/16 08:40	02/23/16 13:28	1
trans-1,2-Dichloroethene	<0.0048		0.0048	0.0012	mg/Kg	☼	02/17/16 08:40	02/23/16 13:28	1
trans-1,3-Dichloropropene	<0.0048		0.0048	0.0014	mg/Kg	☼	02/17/16 08:40	02/23/16 13:28	1
1,1,1-Trichloroethane	<0.0048		0.0048	0.0011	mg/Kg	☼	02/17/16 08:40	02/23/16 13:28	1
1,1,2-Trichloroethane	<0.0048		0.0048	0.00093	mg/Kg	☼	02/17/16 08:40	02/23/16 13:28	1
Trichloroethene	<0.0048		0.0048	0.0013	mg/Kg	☼	02/17/16 08:40	02/23/16 13:28	1
Vinyl acetate	<0.0048		0.0048	0.0013	mg/Kg	☼	02/17/16 08:40	02/23/16 13:28	1
Vinyl chloride	<0.0048		0.0048	0.0011	mg/Kg	☼	02/17/16 08:40	02/23/16 13:28	1
Xylenes, Total	<0.0096		0.0096	0.0018	mg/Kg	☼	02/17/16 08:40	02/23/16 13:28	1

Surrogate	%Recovery	Qualifier	Limits	Prepared	Analyzed	Dil Fac
4-Bromofluorobenzene (Surr)	97		70 - 122	02/17/16 08:40	02/23/16 13:28	1
Dibromofluoromethane	106		75 - 120	02/17/16 08:40	02/23/16 13:28	1
1,2-Dichloroethane-d4 (Surr)	107		70 - 134	02/17/16 08:40	02/23/16 13:28	1
Toluene-d8 (Surr)	111		75 - 122	02/17/16 08:40	02/23/16 13:28	1

Method: 8270D - Semivolatile Organic Compounds (GC/MS)

Analyte	Result	Qualifier	RL	MDL	Unit	D	Prepared	Analyzed	Dil Fac
Phenol	<0.19		0.19	0.085	mg/Kg	☼	02/22/16 06:59	02/28/16 20:05	1
Bis(2-chloroethyl)ether	<0.19		0.19	0.058	mg/Kg	☼	02/22/16 06:59	02/28/16 20:05	1
1,3-Dichlorobenzene	<0.19		0.19	0.043	mg/Kg	☼	02/22/16 06:59	02/28/16 20:05	1
1,4-Dichlorobenzene	<0.19		0.19	0.049	mg/Kg	☼	02/22/16 06:59	02/28/16 20:05	1

TestAmerica Chicago

Client Sample Results

Client: Ecology and Environment, Inc.
Project/Site: IDOT - IL 38 - WO 008

TestAmerica Job ID: 500-107641-7

Client Sample ID: 3011-22-B02 (0-1)

Lab Sample ID: 500-107641-20

Date Collected: 02/16/16 11:10

Matrix: Solid

Date Received: 02/17/16 07:45

Percent Solids: 84.5

Method: 8270D - Semivolatile Organic Compounds (GC/MS) (Continued)

Analyte	Result	Qualifier	RL	MDL	Unit	D	Prepared	Analyzed	Dil Fac
1,2-Dichlorobenzene	<0.19		0.19	0.046	mg/Kg	☼	02/22/16 06:59	02/28/16 20:05	1
2-Methylphenol	<0.19		0.19	0.062	mg/Kg	☼	02/22/16 06:59	02/28/16 20:05	1
2,2'-oxybis[1-chloropropane]	<0.19		0.19	0.045	mg/Kg	☼	02/22/16 06:59	02/28/16 20:05	1
N-Nitrosodi-n-propylamine	<0.078		0.078	0.047	mg/Kg	☼	02/22/16 06:59	02/28/16 20:05	1
Hexachloroethane	<0.19		0.19	0.058	mg/Kg	☼	02/22/16 06:59	02/28/16 20:05	1
2-Chlorophenol	<0.19		0.19	0.066	mg/Kg	☼	02/22/16 06:59	02/28/16 20:05	1
Nitrobenzene	<0.038		0.038	0.0096	mg/Kg	☼	02/22/16 06:59	02/28/16 20:05	1
Bis(2-chloroethoxy)methane	<0.19		0.19	0.039	mg/Kg	☼	02/22/16 06:59	02/28/16 20:05	1
1,2,4-Trichlorobenzene	<0.19		0.19	0.041	mg/Kg	☼	02/22/16 06:59	02/28/16 20:05	1
Isophorone	<0.19		0.19	0.043	mg/Kg	☼	02/22/16 06:59	02/28/16 20:05	1
2,4-Dimethylphenol	<0.38		0.38	0.15	mg/Kg	☼	02/22/16 06:59	02/28/16 20:05	1
Hexachlorobutadiene	<0.19		0.19	0.060	mg/Kg	☼	02/22/16 06:59	02/28/16 20:05	1
Naphthalene	<0.038		0.038	0.0059	mg/Kg	☼	02/22/16 06:59	02/28/16 20:05	1
2,4-Dichlorophenol	<0.38		0.38	0.091	mg/Kg	☼	02/22/16 06:59	02/28/16 20:05	1
4-Chloroaniline	<0.78		0.78	0.18	mg/Kg	☼	02/22/16 06:59	02/28/16 20:05	1
2,4,6-Trichlorophenol	<0.38		0.38	0.13	mg/Kg	☼	02/22/16 06:59	02/28/16 20:05	1
2,4,5-Trichlorophenol	<0.38		0.38	0.088	mg/Kg	☼	02/22/16 06:59	02/28/16 20:05	1
Hexachlorocyclopentadiene	<0.78		0.78	0.22	mg/Kg	☼	02/22/16 06:59	02/28/16 20:05	1
2-Methylnaphthalene	<0.038		0.038	0.0071	mg/Kg	☼	02/22/16 06:59	02/28/16 20:05	1
2-Nitroaniline	<0.19		0.19	0.052	mg/Kg	☼	02/22/16 06:59	02/28/16 20:05	1
2-Chloronaphthalene	<0.19		0.19	0.042	mg/Kg	☼	02/22/16 06:59	02/28/16 20:05	1
4-Chloro-3-methylphenol	<0.38		0.38	0.13	mg/Kg	☼	02/22/16 06:59	02/28/16 20:05	1
2,6-Dinitrotoluene	<0.19		0.19	0.076	mg/Kg	☼	02/22/16 06:59	02/28/16 20:05	1
2-Nitrophenol	<0.38		0.38	0.091	mg/Kg	☼	02/22/16 06:59	02/28/16 20:05	1
3-Nitroaniline	<0.38		0.38	0.12	mg/Kg	☼	02/22/16 06:59	02/28/16 20:05	1
Dimethyl phthalate	<0.19		0.19	0.050	mg/Kg	☼	02/22/16 06:59	02/28/16 20:05	1
2,4-Dinitrophenol	<0.78		0.78	0.68	mg/Kg	☼	02/22/16 06:59	02/28/16 20:05	1
Acenaphthylene	<0.038		0.038	0.0051	mg/Kg	☼	02/22/16 06:59	02/28/16 20:05	1
2,4-Dinitrotoluene	<0.19		0.19	0.061	mg/Kg	☼	02/22/16 06:59	02/28/16 20:05	1
Acenaphthene	<0.038		0.038	0.0069	mg/Kg	☼	02/22/16 06:59	02/28/16 20:05	1
Dibenzofuran	<0.19		0.19	0.045	mg/Kg	☼	02/22/16 06:59	02/28/16 20:05	1
4-Nitrophenol	<0.78		0.78	0.37	mg/Kg	☼	02/22/16 06:59	02/28/16 20:05	1
Fluorene	0.0087	J	0.038	0.0054	mg/Kg	☼	02/22/16 06:59	02/28/16 20:05	1
4-Nitroaniline	<0.38		0.38	0.16	mg/Kg	☼	02/22/16 06:59	02/28/16 20:05	1
4-Bromophenyl phenyl ether	<0.19		0.19	0.051	mg/Kg	☼	02/22/16 06:59	02/28/16 20:05	1
Hexachlorobenzene	<0.078		0.078	0.0089	mg/Kg	☼	02/22/16 06:59	02/28/16 20:05	1
Diethyl phthalate	<0.19		0.19	0.065	mg/Kg	☼	02/22/16 06:59	02/28/16 20:05	1
4-Chlorophenyl phenyl ether	<0.19		0.19	0.045	mg/Kg	☼	02/22/16 06:59	02/28/16 20:05	1
Pentachlorophenol	<0.78		0.78	0.62	mg/Kg	☼	02/22/16 06:59	02/28/16 20:05	1
N-Nitrosodiphenylamine	<0.19		0.19	0.045	mg/Kg	☼	02/22/16 06:59	02/28/16 20:05	1
4,6-Dinitro-2-methylphenol	<0.78		0.78	0.31	mg/Kg	☼	02/22/16 06:59	02/28/16 20:05	1
Phenanthrene	0.14		0.038	0.0054	mg/Kg	☼	02/22/16 06:59	02/28/16 20:05	1
Anthracene	0.033	J	0.038	0.0064	mg/Kg	☼	02/22/16 06:59	02/28/16 20:05	1
Carbazole	<0.19		0.19	0.096	mg/Kg	☼	02/22/16 06:59	02/28/16 20:05	1
Di-n-butyl phthalate	<0.19		0.19	0.059	mg/Kg	☼	02/22/16 06:59	02/28/16 20:05	1
Fluoranthene	0.22		0.038	0.0071	mg/Kg	☼	02/22/16 06:59	02/28/16 20:05	1
Pyrene	0.57		0.038	0.0076	mg/Kg	☼	02/22/16 06:59	02/28/16 20:05	1
Butyl benzyl phthalate	<0.19		0.19	0.073	mg/Kg	☼	02/22/16 06:59	02/28/16 20:05	1
Benzo[a]anthracene	0.15		0.038	0.0052	mg/Kg	☼	02/22/16 06:59	02/28/16 20:05	1

TestAmerica Chicago

Client Sample Results

Client: Ecology and Environment, Inc.
Project/Site: IDOT - IL 38 - WO 008

TestAmerica Job ID: 500-107641-7

Client Sample ID: 3011-22-B02 (0-1)

Lab Sample ID: 500-107641-20

Date Collected: 02/16/16 11:10

Matrix: Solid

Date Received: 02/17/16 07:45

Percent Solids: 84.5

Method: 8270D - Semivolatile Organic Compounds (GC/MS) (Continued)

Analyte	Result	Qualifier	RL	MDL	Unit	D	Prepared	Analyzed	Dil Fac
Chrysene	0.25		0.038	0.010	mg/Kg	☼	02/22/16 06:59	02/28/16 20:05	1
3,3'-Dichlorobenzidine	<0.19		0.19	0.054	mg/Kg	☼	02/22/16 06:59	02/28/16 20:05	1
Bis(2-ethylhexyl) phthalate	<0.19		0.19	0.070	mg/Kg	☼	02/22/16 06:59	02/28/16 20:05	1
Di-n-octyl phthalate	<0.19		0.19	0.063	mg/Kg	☼	02/22/16 06:59	02/28/16 20:05	1
Benzo[b]fluoranthene	0.38		0.038	0.0083	mg/Kg	☼	02/22/16 06:59	02/28/16 20:05	1
Benzo[k]fluoranthene	0.15		0.038	0.011	mg/Kg	☼	02/22/16 06:59	02/28/16 20:05	1
Benzo[a]pyrene	0.21		0.038	0.0074	mg/Kg	☼	02/22/16 06:59	02/28/16 20:05	1
Indeno[1,2,3-cd]pyrene	0.21		0.038	0.010	mg/Kg	☼	02/22/16 06:59	02/28/16 20:05	1
Dibenz(a,h)anthracene	0.083		0.038	0.0074	mg/Kg	☼	02/22/16 06:59	02/28/16 20:05	1
Benzo[g,h,i]perylene	0.31		0.038	0.012	mg/Kg	☼	02/22/16 06:59	02/28/16 20:05	1
3 & 4 Methylphenol	<0.19		0.19	0.064	mg/Kg	☼	02/22/16 06:59	02/28/16 20:05	1

Surrogate	%Recovery	Qualifier	Limits	Prepared	Analyzed	Dil Fac
2-Fluorophenol	76		25 - 110	02/22/16 06:59	02/28/16 20:05	1
Phenol-d5	73		31 - 110	02/22/16 06:59	02/28/16 20:05	1
Nitrobenzene-d5	71		25 - 115	02/22/16 06:59	02/28/16 20:05	1
2-Fluorobiphenyl	75		25 - 119	02/22/16 06:59	02/28/16 20:05	1
2,4,6-Tribromophenol	78		35 - 137	02/22/16 06:59	02/28/16 20:05	1
Terphenyl-d14	190	X	36 - 134	02/22/16 06:59	02/28/16 20:05	1

Method: 6010B - Metals (ICP)

Analyte	Result	Qualifier	RL	MDL	Unit	D	Prepared	Analyzed	Dil Fac
Antimony	<1.1		1.1	0.24	mg/Kg	☼	02/23/16 16:44	02/26/16 04:34	1
Arsenic	2.0		0.57	0.26	mg/Kg	☼	02/23/16 16:44	02/26/16 04:34	1
Barium	23		0.57	0.10	mg/Kg	☼	02/23/16 16:44	02/26/16 04:34	1
Beryllium	0.21	J	0.23	0.049	mg/Kg	☼	02/23/16 16:44	02/26/16 04:34	1
Boron	9.3		2.9	0.40	mg/Kg	☼	02/23/16 16:44	02/26/16 04:34	1
Cadmium	0.053	J	0.11	0.033	mg/Kg	☼	02/23/16 16:44	02/26/16 04:34	1
Calcium	180000	B	110	37	mg/Kg	☼	02/23/16 16:44	02/26/16 06:30	10
Chromium	6.5	B	0.57	0.098	mg/Kg	☼	02/23/16 16:44	02/26/16 04:34	1
Cobalt	2.9		0.29	0.064	mg/Kg	☼	02/23/16 16:44	02/26/16 04:34	1
Copper	11		0.57	0.12	mg/Kg	☼	02/23/16 16:44	02/26/16 04:34	1
Iron	6000	B	11	4.4	mg/Kg	☼	02/23/16 16:44	02/26/16 04:34	1
Lead	22		0.29	0.14	mg/Kg	☼	02/23/16 16:44	02/26/16 04:34	1
Magnesium	110000	B	57	23	mg/Kg	☼	02/23/16 16:44	02/26/16 06:30	10
Manganese	300		0.57	0.11	mg/Kg	☼	02/23/16 16:44	02/26/16 04:34	1
Nickel	7.0		0.57	0.15	mg/Kg	☼	02/23/16 16:44	02/26/16 04:34	1
Potassium	520		29	4.7	mg/Kg	☼	02/23/16 16:44	02/26/16 04:34	1
Selenium	<0.57		0.57	0.28	mg/Kg	☼	02/23/16 16:44	02/26/16 04:34	1
Silver	<0.29		0.29	0.067	mg/Kg	☼	02/23/16 16:44	02/26/16 04:34	1
Sodium	800		57	7.5	mg/Kg	☼	02/23/16 16:44	02/26/16 04:34	1
Thallium	<0.57		0.57	0.28	mg/Kg	☼	02/23/16 16:44	02/26/16 04:34	1
Vanadium	8.4		0.29	0.083	mg/Kg	☼	02/23/16 16:44	02/26/16 04:34	1
Zinc	28		1.1	0.36	mg/Kg	☼	02/23/16 16:44	02/26/16 04:34	1

Method: 6010B - Metals (ICP) - TCLP

Analyte	Result	Qualifier	RL	MDL	Unit	D	Prepared	Analyzed	Dil Fac
Barium	0.33	J	0.50	0.050	mg/L		02/21/16 16:00	02/23/16 22:59	1
Beryllium	<0.0040		0.0040	0.0040	mg/L		02/21/16 16:00	02/23/16 22:59	1
Boron	0.35	J	0.50	0.050	mg/L		02/21/16 16:00	02/23/16 22:59	1

TestAmerica Chicago

Client Sample Results

Client: Ecology and Environment, Inc.
Project/Site: IDOT - IL 38 - WO 008

TestAmerica Job ID: 500-107641-7

Client Sample ID: 3011-22-B02 (0-1)

Lab Sample ID: 500-107641-20

Date Collected: 02/16/16 11:10

Matrix: Solid

Date Received: 02/17/16 07:45

Percent Solids: 84.5

Method: 6010B - Metals (ICP) - TCLP (Continued)

Analyte	Result	Qualifier	RL	MDL	Unit	D	Prepared	Analyzed	Dil Fac
Cadmium	<0.0050		0.0050	0.0020	mg/L		02/21/16 16:00	02/23/16 22:59	1
Chromium	<0.025		0.025	0.010	mg/L		02/21/16 16:00	02/23/16 22:59	1
Cobalt	<0.025		0.025	0.010	mg/L		02/21/16 16:00	02/23/16 22:59	1
Iron	<0.40		0.40	0.20	mg/L		02/21/16 16:00	02/23/16 22:59	1
Lead	<0.0075		0.0075	0.0075	mg/L		02/21/16 16:00	02/23/16 22:59	1
Manganese	2.2		0.025	0.010	mg/L		02/21/16 16:00	02/23/16 22:59	1
Nickel	<0.025		0.025	0.010	mg/L		02/21/16 16:00	02/23/16 22:59	1
Selenium	<0.050		0.050	0.020	mg/L		02/21/16 16:00	02/23/16 22:59	1
Silver	<0.025		0.025	0.010	mg/L		02/21/16 16:00	02/23/16 22:59	1
Zinc	0.13	J B	0.50	0.020	mg/L		02/21/16 16:00	02/23/16 22:59	1

Method: 6010B - Metals (ICP) - SPLP East

Analyte	Result	Qualifier	RL	MDL	Unit	D	Prepared	Analyzed	Dil Fac
Manganese	0.19		0.025	0.010	mg/L		02/23/16 09:20	02/25/16 05:21	1

Method: 6020A - Metals (ICP/MS) - TCLP

Analyte	Result	Qualifier	RL	MDL	Unit	D	Prepared	Analyzed	Dil Fac
Antimony	<0.0060		0.0060	0.0060	mg/L		02/21/16 16:00	02/22/16 20:59	1
Thallium	<0.0020	^	0.0020	0.0020	mg/L		02/21/16 16:00	02/22/16 20:59	1

Method: 7470A - TCLP Mercury - TCLP

Analyte	Result	Qualifier	RL	MDL	Unit	D	Prepared	Analyzed	Dil Fac
Mercury	<0.00020		0.00020	0.00020	mg/L		02/22/16 15:15	02/23/16 11:40	1

Method: 7471B - Mercury (CVAA)

Analyte	Result	Qualifier	RL	MDL	Unit	D	Prepared	Analyzed	Dil Fac
Mercury	0.013	J	0.017	0.0090	mg/Kg	☼	02/23/16 15:15	02/24/16 13:03	1

General Chemistry

Analyte	Result	Qualifier	RL	MDL	Unit	D	Prepared	Analyzed	Dil Fac
pH	8.40		0.200	0.200	SU			02/19/16 20:01	1

Definitions/Glossary

Client: Ecology and Environment, Inc.
Project/Site: IDOT - IL 38 - WO 008

TestAmerica Job ID: 500-107641-7

Qualifiers

GC/MS VOA

Qualifier	Qualifier Description
*	LCS or LCSD is outside acceptance limits.

GC/MS Semi VOA

Qualifier	Qualifier Description
J	Result is less than the RL but greater than or equal to the MDL and the concentration is an approximate value.
X	Surrogate is outside control limits
F1	MS and/or MSD Recovery is outside acceptance limits.

Metals

Qualifier	Qualifier Description
^	ICV,CCV,ICB,CCB, ISA, ISB, CRI, CRA, DLCK or MRL standard: Instrument related QC is outside acceptance limits.
J	Result is less than the RL but greater than or equal to the MDL and the concentration is an approximate value.
B	Compound was found in the blank and sample.

Glossary

Abbreviation	These commonly used abbreviations may or may not be present in this report.
α	Listed under the "D" column to designate that the result is reported on a dry weight basis
%R	Percent Recovery
CFL	Contains Free Liquid
CNF	Contains no Free Liquid
DER	Duplicate error ratio (normalized absolute difference)
Dil Fac	Dilution Factor
DL, RA, RE, IN	Indicates a Dilution, Re-analysis, Re-extraction, or additional Initial metals/anion analysis of the sample
DLC	Decision level concentration
MDA	Minimum detectable activity
EDL	Estimated Detection Limit
MDC	Minimum detectable concentration
MDL	Method Detection Limit
ML	Minimum Level (Dioxin)
NC	Not Calculated
ND	Not detected at the reporting limit (or MDL or EDL if shown)
PQL	Practical Quantitation Limit
QC	Quality Control
RER	Relative error ratio
RL	Reporting Limit or Requested Limit (Radiochemistry)
RPD	Relative Percent Difference, a measure of the relative difference between two points
TEF	Toxicity Equivalent Factor (Dioxin)
TEQ	Toxicity Equivalent Quotient (Dioxin)

Certification Summary

Client: Ecology and Environment, Inc.
Project/Site: IDOT - IL 38 - WO 008

TestAmerica Job ID: 500-107641-7


Laboratory: TestAmerica Chicago

Unless otherwise noted, all analytes for this laboratory were covered under each certification below.

Authority	Program	EPA Region	Certification ID	Expiration Date
Illinois	NELAP	5	100201	04-30-16

The following analytes are included in this report, but certification is not offered by the governing authority:

Analysis Method	Prep Method	Matrix	Analyte
6020A	3010A	Solid	Antimony
6020A	3010A	Solid	Thallium
8260B	5035	Solid	1,3-Dichloropropene, Total
Moisture		Solid	Percent Moisture
Moisture		Solid	Percent Solids



TestAmerica

THE LEADER IN ENVIRONMENTAL TESTING

2417 Bond Street, University Park, IL 60484
 Phone: 708.534.5200 Fax: 708.534.5211

Report To (optional)
 Contact: _____
 Company: _____
 Address: _____
 Address: _____
 Phone: _____
 Fax: _____
 E-Mail: _____

Bill To (optional)
 Contact: _____
 Company: _____
 Address: _____
 Address: _____
 Phone: _____
 Fax: _____
 PO#/Reference# _____

Chain of Custody Record

Lab Job #: 500-107641

Chain of Custody Number: _____

Page _____ of _____

Temperature °C of Cooler: _____

Client		Client Project #		Preservative		Parameter		Voc		SVoc		Total TAC		TAP/SPAP		TAC mg/L		pH/gg Solid		Preservative Key 1. HCl, Cool to 4° 2. H2SO4, Cool to 4° 3. HNO3, Cool to 4° 4. NaOH, Cool to 4° 5. NaOH/Zn, Cool to 4° 6. NaHSO4 7. Cool to 4° 8. None 9. Other
Project Name		Lab Project #		Sampling		# of Containers		Matrix										Comments		
Lab ID	MS/MSD	Sample ID	Date	Time																
EE		1009341.C00E.01																		
IL 38																				
Kane County, IL		5011E04																		
S. Cooper		S. Wright																		
20		3011-22-R02(01)	2/16/16	1110	2	S	X	X	X	X	X	X	X	X	X	X	X	X	X	
21		3011-22-R01(01)	2/16/16	1115	2	S	X	X	X	X	X	X	X	X	X	X	X	X	X	
2/16/16																				

Turnaround Time Required (Business Days)

1 Day 2 Days 5 Days 7 Days 10 Days 15 Days Other

Sample Disposal

Return to Client Disposal by Lab Archive for _____ Months (A fee may be assessed if samples are retained longer than 1 month)

Relinquished By: <u>[Signature]</u>	Company: <u>EE</u>	Date: <u>2/16/16</u>	Time: <u>1530</u>	Received By: <u>[Signature]</u>	Company: <u>TA</u>	Date: <u>2/16/16</u>	Time: <u>1530</u>
Relinquished By: <u>[Signature]</u>	Company: <u>TA</u>	Date: <u>2/16/16</u>	Time: <u>1715</u>	Received By: <u>[Signature]</u>	Company: <u>TA-CPT</u>	Date: <u>2/17/16</u>	Time: <u>0745</u>
Relinquished By: _____	Company: _____	Date: _____	Time: _____	Received By: _____	Company: _____	Date: _____	Time: _____

Lab Courier: [Signature]
 Shipped: _____
 Hand Delivered: _____

Matrix Key:
 WW - Wastewater SE - Sediment
 W - Water SO - Soil
 S - Soil L - Leachate
 SL - Sludge WI - Wipe
 MS - Miscellaneous DW - Drinking Water
 OL - Oil O - Other
 A - Air

Client Comments:

Lab Comments:

Login Sample Receipt Checklist

Client: Ecology and Environment, Inc.

Job Number: 500-107641-7

Login Number: 107641

List Source: TestAmerica Chicago

List Number: 1

Creator: Scott, Sherri L

Question	Answer	Comment
Radioactivity wasn't checked or is <=/ background as measured by a survey meter.	True	
The cooler's custody seal, if present, is intact.	True	
Sample custody seals, if present, are intact.	True	
The cooler or samples do not appear to have been compromised or tampered with.	True	
Samples were received on ice.	True	
Cooler Temperature is acceptable.	True	
Cooler Temperature is recorded.	True	2.8,2.5,3.2,3.5
COC is present.	True	
COC is filled out in ink and legible.	True	
COC is filled out with all pertinent information.	True	
Is the Field Sampler's name present on COC?	True	
There are no discrepancies between the containers received and the COC.	True	
Samples are received within Holding Time (excluding tests with immediate HTs)	True	
Sample containers have legible labels.	True	
Containers are not broken or leaking.	True	
Sample collection date/times are provided.	True	
Appropriate sample containers are used.	True	
Sample bottles are completely filled.	True	
Sample Preservation Verified.	True	
There is sufficient vol. for all requested analyses, incl. any requested MS/MSDs	True	
Containers requiring zero headspace have no headspace or bubble is <6mm (1/4").	N/A	
Multiphasic samples are not present.	True	
Samples do not require splitting or compositing.	True	
Residual Chlorine Checked.	N/A	



TestAmerica

THE LEADER IN ENVIRONMENTAL TESTING

ANALYTICAL REPORT

TestAmerica Laboratories, Inc.
TestAmerica Chicago
2417 Bond Street
University Park, IL 60484
Tel: (708)534-5200

TestAmerica Job ID: 500-107641-8
Client Project/Site: IDOT - IL 38 - WO 008

For:
Ecology and Environment, Inc.
33 West Monroe St.
Suite 1410
Chicago, Illinois 60603

Attn: Mr. Dean Tiebout

Jodie Bracken

Authorized for release by:
3/1/2016 5:27:18 PM
Jodie Bracken, Project Management Assistant II
jodie.bracken@testamericainc.com

Designee for
Richard Wright, Senior Project Manager
(708)534-5200
richard.wright@testamericainc.com

LINKS

Review your project
results through
TotalAccess

Have a Question?



Visit us at:
www.testamericainc.com

The test results in this report meet all 2003 NELAC and 2009 TNI requirements for accredited parameters, exceptions are noted in this report. This report may not be reproduced except in full, and with written approval from the laboratory. For questions please contact the Project Manager at the e-mail address or telephone number listed on this page.

This report has been electronically signed and authorized by the signatory. Electronic signature is intended to be the legally binding equivalent of a traditionally handwritten signature.

Results relate only to the items tested and the sample(s) as received by the laboratory.

1

2

3

4

5

6

7

8

9



Table of Contents

Cover Page	1
Table of Contents	2
Detection Summary	3
Sample Summary	4
Client Sample Results	5
Definitions	9
Certification Summary	10
Chain of Custody	11
Receipt Checklists	12

Detection Summary

Client: Ecology and Environment, Inc.
Project/Site: IDOT - IL 38 - WO 008

TestAmerica Job ID: 500-107641-8

Client Sample ID: 3011-23-B01 (0-1)

Lab Sample ID: 500-107641-22

Analyte	Result	Qualifier	RL	MDL	Unit	Dil Fac	D	Method	Prep Type
Acenaphthylene	0.0076	J	0.036	0.0048	mg/Kg	1	☼	8270D	Total/NA
Acenaphthene	0.014	J	0.036	0.0066	mg/Kg	1	☼	8270D	Total/NA
Fluorene	0.017	J	0.036	0.0051	mg/Kg	1	☼	8270D	Total/NA
Phenanthrene	0.39		0.036	0.0051	mg/Kg	1	☼	8270D	Total/NA
Anthracene	0.060		0.036	0.0061	mg/Kg	1	☼	8270D	Total/NA
Fluoranthene	0.61		0.036	0.0068	mg/Kg	1	☼	8270D	Total/NA
Pyrene	1.7		0.036	0.0072	mg/Kg	1	☼	8270D	Total/NA
Benzo[a]anthracene	0.31		0.036	0.0049	mg/Kg	1	☼	8270D	Total/NA
Chrysene	0.47		0.036	0.0099	mg/Kg	1	☼	8270D	Total/NA
Benzo[b]fluoranthene	0.46		0.036	0.0079	mg/Kg	1	☼	8270D	Total/NA
Benzo[k]fluoranthene	0.18		0.036	0.011	mg/Kg	1	☼	8270D	Total/NA
Benzo[a]pyrene	0.31		0.036	0.0071	mg/Kg	1	☼	8270D	Total/NA
Indeno[1,2,3-cd]pyrene	0.28		0.036	0.0094	mg/Kg	1	☼	8270D	Total/NA
Benzo[g,h,i]perylene	0.26		0.036	0.012	mg/Kg	1	☼	8270D	Total/NA
Arsenic	1.3		0.52	0.24	mg/Kg	1	☼	6010B	Total/NA
Barium	11		0.52	0.095	mg/Kg	1	☼	6010B	Total/NA
Beryllium	0.19	J	0.21	0.045	mg/Kg	1	☼	6010B	Total/NA
Boron	1.8	J	2.6	0.36	mg/Kg	1	☼	6010B	Total/NA
Calcium	8800		10	3.4	mg/Kg	1	☼	6010B	Total/NA
Chromium	4.2		0.52	0.089	mg/Kg	1	☼	6010B	Total/NA
Cobalt	2.1		0.26	0.059	mg/Kg	1	☼	6010B	Total/NA
Copper	4.8		0.52	0.11	mg/Kg	1	☼	6010B	Total/NA
Iron	4100		10	4.0	mg/Kg	1	☼	6010B	Total/NA
Lead	2.4		0.26	0.13	mg/Kg	1	☼	6010B	Total/NA
Magnesium	5400		5.2	2.1	mg/Kg	1	☼	6010B	Total/NA
Manganese	88		0.52	0.10	mg/Kg	1	☼	6010B	Total/NA
Nickel	6.0		0.52	0.14	mg/Kg	1	☼	6010B	Total/NA
Potassium	410		26	4.2	mg/Kg	1	☼	6010B	Total/NA
Sodium	110		52	6.9	mg/Kg	1	☼	6010B	Total/NA
Vanadium	4.6		0.26	0.076	mg/Kg	1	☼	6010B	Total/NA
Zinc	9.6		1.0	0.33	mg/Kg	1	☼	6010B	Total/NA
Barium	0.45	J	0.50	0.050	mg/L	1		6010B	TCLP
Boron	0.45	J	0.50	0.050	mg/L	1		6010B	TCLP
Manganese	2.5		0.025	0.010	mg/L	1		6010B	TCLP
Nickel	0.012	J	0.025	0.010	mg/L	1		6010B	TCLP
Zinc	0.89		0.50	0.020	mg/L	1		6010B	TCLP
Mercury	0.0099	J	0.018	0.0094	mg/Kg	1	☼	7471B	Total/NA
pH	8.29		0.200	0.200	SU	1		9045D	Total/NA

This Detection Summary does not include radiochemical test results.

TestAmerica Chicago

Sample Summary

Client: Ecology and Environment, Inc.
Project/Site: IDOT - IL 38 - WO 008

TestAmerica Job ID: 500-107641-8

Lab Sample ID	Client Sample ID	Matrix	Collected	Received
500-107641-22	3011-23-B01 (0-1)	Solid	02/16/16 11:05	02/17/16 07:45

1

2

3

4

5

6

7

8

9

Client Sample Results

Client: Ecology and Environment, Inc.
Project/Site: IDOT - IL 38 - WO 008

TestAmerica Job ID: 500-107641-8

Client Sample ID: 3011-23-B01 (0-1)

Lab Sample ID: 500-107641-22

Date Collected: 02/16/16 11:05

Matrix: Solid

Date Received: 02/17/16 07:45

Percent Solids: 88.5

Method: 8260B - Volatile Organic Compounds (GC/MS)

Analyte	Result	Qualifier	RL	MDL	Unit	D	Prepared	Analyzed	Dil Fac
Acetone	<0.019		0.019	0.0036	mg/Kg	☼	02/17/16 08:40	02/23/16 14:18	1
Benzene	<0.0046		0.0046	0.0010	mg/Kg	☼	02/17/16 08:40	02/23/16 14:18	1
Bromodichloromethane	<0.0046		0.0046	0.00078	mg/Kg	☼	02/17/16 08:40	02/23/16 14:18	1
Bromoform	<0.0046		0.0046	0.00095	mg/Kg	☼	02/17/16 08:40	02/23/16 14:18	1
Bromomethane	<0.0046		0.0046	0.0017	mg/Kg	☼	02/17/16 08:40	02/23/16 14:18	1
2-Butanone (MEK)	<0.0046		0.0046	0.0017	mg/Kg	☼	02/17/16 08:40	02/23/16 14:18	1
Carbon disulfide	<0.0046		0.0046	0.0017	mg/Kg	☼	02/17/16 08:40	02/23/16 14:18	1
Carbon tetrachloride	<0.0046		0.0046	0.00099	mg/Kg	☼	02/17/16 08:40	02/23/16 14:18	1
Chlorobenzene	<0.0046		0.0046	0.0011	mg/Kg	☼	02/17/16 08:40	02/23/16 14:18	1
Chloroethane	<0.0046		0.0046	0.0020	mg/Kg	☼	02/17/16 08:40	02/23/16 14:18	1
Chloroform	<0.0046		0.0046	0.00091	mg/Kg	☼	02/17/16 08:40	02/23/16 14:18	1
Chloromethane	<0.0046		0.0046	0.0011	mg/Kg	☼	02/17/16 08:40	02/23/16 14:18	1
cis-1,2-Dichloroethene	<0.0046		0.0046	0.00095	mg/Kg	☼	02/17/16 08:40	02/23/16 14:18	1
cis-1,3-Dichloropropene	<0.0046		0.0046	0.0011	mg/Kg	☼	02/17/16 08:40	02/23/16 14:18	1
Dibromochloromethane	<0.0046		0.0046	0.00053	mg/Kg	☼	02/17/16 08:40	02/23/16 14:18	1
1,1-Dichloroethane	<0.0046		0.0046	0.00096	mg/Kg	☼	02/17/16 08:40	02/23/16 14:18	1
1,2-Dichloroethane	<0.0046		0.0046	0.00069	mg/Kg	☼	02/17/16 08:40	02/23/16 14:18	1
1,1-Dichloroethene	<0.0046		0.0046	0.0017	mg/Kg	☼	02/17/16 08:40	02/23/16 14:18	1
1,2-Dichloropropane	<0.0046		0.0046	0.0012	mg/Kg	☼	02/17/16 08:40	02/23/16 14:18	1
1,3-Dichloropropene, Total	<0.0046		0.0046	0.0013	mg/Kg	☼	02/17/16 08:40	02/23/16 14:18	1
Ethylbenzene	<0.0046		0.0046	0.0012	mg/Kg	☼	02/17/16 08:40	02/23/16 14:18	1
2-Hexanone	<0.0046		0.0046	0.0014	mg/Kg	☼	02/17/16 08:40	02/23/16 14:18	1
Methylene Chloride	<0.0046		0.0046	0.0035	mg/Kg	☼	02/17/16 08:40	02/23/16 14:18	1
4-Methyl-2-pentanone (MIBK)	<0.0046		0.0046	0.00096	mg/Kg	☼	02/17/16 08:40	02/23/16 14:18	1
Methyl tert-butyl ether	<0.0046		0.0046	0.0011	mg/Kg	☼	02/17/16 08:40	02/23/16 14:18	1
Styrene	<0.0046		0.0046	0.0011	mg/Kg	☼	02/17/16 08:40	02/23/16 14:18	1
1,1,1,2-Tetrachloroethane	<0.0046		0.0046	0.00074	mg/Kg	☼	02/17/16 08:40	02/23/16 14:18	1
Tetrachloroethene	<0.0046		0.0046	0.00097	mg/Kg	☼	02/17/16 08:40	02/23/16 14:18	1
Toluene	<0.0046		0.0046	0.0016	mg/Kg	☼	02/17/16 08:40	02/23/16 14:18	1
trans-1,2-Dichloroethene	<0.0046		0.0046	0.0012	mg/Kg	☼	02/17/16 08:40	02/23/16 14:18	1
trans-1,3-Dichloropropene	<0.0046		0.0046	0.0013	mg/Kg	☼	02/17/16 08:40	02/23/16 14:18	1
1,1,1-Trichloroethane	<0.0046		0.0046	0.0011	mg/Kg	☼	02/17/16 08:40	02/23/16 14:18	1
1,1,2-Trichloroethane	<0.0046		0.0046	0.00090	mg/Kg	☼	02/17/16 08:40	02/23/16 14:18	1
Trichloroethene	<0.0046		0.0046	0.0013	mg/Kg	☼	02/17/16 08:40	02/23/16 14:18	1
Vinyl acetate	<0.0046		0.0046	0.0012	mg/Kg	☼	02/17/16 08:40	02/23/16 14:18	1
Vinyl chloride	<0.0046		0.0046	0.0011	mg/Kg	☼	02/17/16 08:40	02/23/16 14:18	1
Xylenes, Total	<0.0093		0.0093	0.0017	mg/Kg	☼	02/17/16 08:40	02/23/16 14:18	1

Surrogate	%Recovery	Qualifier	Limits	Prepared	Analyzed	Dil Fac
4-Bromofluorobenzene (Surr)	97		70 - 122	02/17/16 08:40	02/23/16 14:18	1
Dibromofluoromethane	105		75 - 120	02/17/16 08:40	02/23/16 14:18	1
1,2-Dichloroethane-d4 (Surr)	110		70 - 134	02/17/16 08:40	02/23/16 14:18	1
Toluene-d8 (Surr)	107		75 - 122	02/17/16 08:40	02/23/16 14:18	1

Method: 8270D - Semivolatile Organic Compounds (GC/MS)

Analyte	Result	Qualifier	RL	MDL	Unit	D	Prepared	Analyzed	Dil Fac
Phenol	<0.18		0.18	0.081	mg/Kg	☼	02/18/16 18:29	02/26/16 21:44	1
Bis(2-chloroethyl)ether	<0.18		0.18	0.055	mg/Kg	☼	02/18/16 18:29	02/26/16 21:44	1
1,3-Dichlorobenzene	<0.18		0.18	0.041	mg/Kg	☼	02/18/16 18:29	02/26/16 21:44	1
1,4-Dichlorobenzene	<0.18		0.18	0.047	mg/Kg	☼	02/18/16 18:29	02/26/16 21:44	1

TestAmerica Chicago

Client Sample Results

Client: Ecology and Environment, Inc.
Project/Site: IDOT - IL 38 - WO 008

TestAmerica Job ID: 500-107641-8

Client Sample ID: 3011-23-B01 (0-1)

Lab Sample ID: 500-107641-22

Date Collected: 02/16/16 11:05

Matrix: Solid

Date Received: 02/17/16 07:45

Percent Solids: 88.5

Method: 8270D - Semivolatile Organic Compounds (GC/MS) (Continued)

Analyte	Result	Qualifier	RL	MDL	Unit	D	Prepared	Analyzed	Dil Fac
1,2-Dichlorobenzene	<0.18		0.18	0.044	mg/Kg	☼	02/18/16 18:29	02/26/16 21:44	1
2-Methylphenol	<0.18		0.18	0.058	mg/Kg	☼	02/18/16 18:29	02/26/16 21:44	1
2,2'-oxybis[1-chloropropane]	<0.18		0.18	0.042	mg/Kg	☼	02/18/16 18:29	02/26/16 21:44	1
N-Nitrosodi-n-propylamine	<0.074		0.074	0.045	mg/Kg	☼	02/18/16 18:29	02/26/16 21:44	1
Hexachloroethane	<0.18		0.18	0.055	mg/Kg	☼	02/18/16 18:29	02/26/16 21:44	1
2-Chlorophenol	<0.18		0.18	0.062	mg/Kg	☼	02/18/16 18:29	02/26/16 21:44	1
Nitrobenzene	<0.036		0.036	0.0091	mg/Kg	☼	02/18/16 18:29	02/26/16 21:44	1
Bis(2-chloroethoxy)methane	<0.18		0.18	0.037	mg/Kg	☼	02/18/16 18:29	02/26/16 21:44	1
1,2,4-Trichlorobenzene	<0.18		0.18	0.039	mg/Kg	☼	02/18/16 18:29	02/26/16 21:44	1
Isophorone	<0.18		0.18	0.041	mg/Kg	☼	02/18/16 18:29	02/26/16 21:44	1
2,4-Dimethylphenol	<0.36		0.36	0.14	mg/Kg	☼	02/18/16 18:29	02/26/16 21:44	1
Hexachlorobutadiene	<0.18		0.18	0.057	mg/Kg	☼	02/18/16 18:29	02/26/16 21:44	1
Naphthalene	<0.036		0.036	0.0056	mg/Kg	☼	02/18/16 18:29	02/26/16 21:44	1
2,4-Dichlorophenol	<0.36		0.36	0.087	mg/Kg	☼	02/18/16 18:29	02/26/16 21:44	1
4-Chloroaniline	<0.74		0.74	0.17	mg/Kg	☼	02/18/16 18:29	02/26/16 21:44	1
2,4,6-Trichlorophenol	<0.36		0.36	0.13	mg/Kg	☼	02/18/16 18:29	02/26/16 21:44	1
2,4,5-Trichlorophenol	<0.36		0.36	0.083	mg/Kg	☼	02/18/16 18:29	02/26/16 21:44	1
Hexachlorocyclopentadiene	<0.74		0.74	0.21	mg/Kg	☼	02/18/16 18:29	02/26/16 21:44	1
2-Methylnaphthalene	<0.036		0.036	0.0067	mg/Kg	☼	02/18/16 18:29	02/26/16 21:44	1
2-Nitroaniline	<0.18		0.18	0.049	mg/Kg	☼	02/18/16 18:29	02/26/16 21:44	1
2-Chloronaphthalene	<0.18		0.18	0.040	mg/Kg	☼	02/18/16 18:29	02/26/16 21:44	1
4-Chloro-3-methylphenol	<0.36		0.36	0.12	mg/Kg	☼	02/18/16 18:29	02/26/16 21:44	1
2,6-Dinitrotoluene	<0.18		0.18	0.072	mg/Kg	☼	02/18/16 18:29	02/26/16 21:44	1
2-Nitrophenol	<0.36		0.36	0.086	mg/Kg	☼	02/18/16 18:29	02/26/16 21:44	1
3-Nitroaniline	<0.36		0.36	0.11	mg/Kg	☼	02/18/16 18:29	02/26/16 21:44	1
Dimethyl phthalate	<0.18		0.18	0.048	mg/Kg	☼	02/18/16 18:29	02/26/16 21:44	1
2,4-Dinitrophenol	<0.74		0.74	0.64	mg/Kg	☼	02/18/16 18:29	02/26/16 21:44	1
Acenaphthylene	0.0076	J	0.036	0.0048	mg/Kg	☼	02/18/16 18:29	02/26/16 21:44	1
2,4-Dinitrotoluene	<0.18		0.18	0.058	mg/Kg	☼	02/18/16 18:29	02/26/16 21:44	1
Acenaphthene	0.014	J	0.036	0.0066	mg/Kg	☼	02/18/16 18:29	02/26/16 21:44	1
Dibenzofuran	<0.18		0.18	0.043	mg/Kg	☼	02/18/16 18:29	02/26/16 21:44	1
4-Nitrophenol	<0.74		0.74	0.35	mg/Kg	☼	02/18/16 18:29	02/26/16 21:44	1
Fluorene	0.017	J	0.036	0.0051	mg/Kg	☼	02/18/16 18:29	02/26/16 21:44	1
4-Nitroaniline	<0.36		0.36	0.15	mg/Kg	☼	02/18/16 18:29	02/26/16 21:44	1
4-Bromophenyl phenyl ether	<0.18		0.18	0.048	mg/Kg	☼	02/18/16 18:29	02/26/16 21:44	1
Hexachlorobenzene	<0.074		0.074	0.0084	mg/Kg	☼	02/18/16 18:29	02/26/16 21:44	1
Diethyl phthalate	<0.18		0.18	0.062	mg/Kg	☼	02/18/16 18:29	02/26/16 21:44	1
4-Chlorophenyl phenyl ether	<0.18		0.18	0.043	mg/Kg	☼	02/18/16 18:29	02/26/16 21:44	1
Pentachlorophenol	<0.74		0.74	0.58	mg/Kg	☼	02/18/16 18:29	02/26/16 21:44	1
N-Nitrosodiphenylamine	<0.18		0.18	0.043	mg/Kg	☼	02/18/16 18:29	02/26/16 21:44	1
4,6-Dinitro-2-methylphenol	<0.74		0.74	0.29	mg/Kg	☼	02/18/16 18:29	02/26/16 21:44	1
Phenanthrene	0.39		0.036	0.0051	mg/Kg	☼	02/18/16 18:29	02/26/16 21:44	1
Anthracene	0.060		0.036	0.0061	mg/Kg	☼	02/18/16 18:29	02/26/16 21:44	1
Carbazole	<0.18		0.18	0.091	mg/Kg	☼	02/18/16 18:29	02/26/16 21:44	1
Di-n-butyl phthalate	<0.18		0.18	0.056	mg/Kg	☼	02/18/16 18:29	02/26/16 21:44	1
Fluoranthene	0.61		0.036	0.0068	mg/Kg	☼	02/18/16 18:29	02/26/16 21:44	1
Pyrene	1.7		0.036	0.0072	mg/Kg	☼	02/18/16 18:29	02/26/16 21:44	1
Butyl benzyl phthalate	<0.18		0.18	0.069	mg/Kg	☼	02/18/16 18:29	02/26/16 21:44	1
Benzo[a]anthracene	0.31		0.036	0.0049	mg/Kg	☼	02/18/16 18:29	02/26/16 21:44	1

TestAmerica Chicago

Client Sample Results

Client: Ecology and Environment, Inc.
Project/Site: IDOT - IL 38 - WO 008

TestAmerica Job ID: 500-107641-8

Client Sample ID: 3011-23-B01 (0-1)

Lab Sample ID: 500-107641-22

Date Collected: 02/16/16 11:05

Matrix: Solid

Date Received: 02/17/16 07:45

Percent Solids: 88.5

Method: 8270D - Semivolatile Organic Compounds (GC/MS) (Continued)

Analyte	Result	Qualifier	RL	MDL	Unit	D	Prepared	Analyzed	Dil Fac
Chrysene	0.47		0.036	0.0099	mg/Kg	☼	02/18/16 18:29	02/26/16 21:44	1
3,3'-Dichlorobenzidine	<0.18		0.18	0.051	mg/Kg	☼	02/18/16 18:29	02/26/16 21:44	1
Bis(2-ethylhexyl) phthalate	<0.18		0.18	0.067	mg/Kg	☼	02/18/16 18:29	02/26/16 21:44	1
Di-n-octyl phthalate	<0.18		0.18	0.059	mg/Kg	☼	02/18/16 18:29	02/26/16 21:44	1
Benzo[b]fluoranthene	0.46		0.036	0.0079	mg/Kg	☼	02/18/16 18:29	02/26/16 21:44	1
Benzo[k]fluoranthene	0.18		0.036	0.011	mg/Kg	☼	02/18/16 18:29	02/26/16 21:44	1
Benzo[a]pyrene	0.31		0.036	0.0071	mg/Kg	☼	02/18/16 18:29	02/26/16 21:44	1
Indeno[1,2,3-cd]pyrene	0.28		0.036	0.0094	mg/Kg	☼	02/18/16 18:29	02/26/16 21:44	1
Dibenz(a,h)anthracene	<0.036		0.036	0.0070	mg/Kg	☼	02/18/16 18:29	02/26/16 21:44	1
Benzo[g,h,i]perylene	0.26		0.036	0.012	mg/Kg	☼	02/18/16 18:29	02/26/16 21:44	1
3 & 4 Methylphenol	<0.18		0.18	0.061	mg/Kg	☼	02/18/16 18:29	02/26/16 21:44	1

Surrogate	%Recovery	Qualifier	Limits	Prepared	Analyzed	Dil Fac
2-Fluorophenol	67		25 - 110	02/18/16 18:29	02/26/16 21:44	1
Phenol-d5	71		31 - 110	02/18/16 18:29	02/26/16 21:44	1
Nitrobenzene-d5	65		25 - 115	02/18/16 18:29	02/26/16 21:44	1
2-Fluorobiphenyl	79		25 - 119	02/18/16 18:29	02/26/16 21:44	1
2,4,6-Tribromophenol	77		35 - 137	02/18/16 18:29	02/26/16 21:44	1
Terphenyl-d14	184	X	36 - 134	02/18/16 18:29	02/26/16 21:44	1

Method: 6010B - Metals (ICP)

Analyte	Result	Qualifier	RL	MDL	Unit	D	Prepared	Analyzed	Dil Fac
Antimony	<1.0		1.0	0.22	mg/Kg	☼	02/23/16 16:49	02/25/16 20:06	1
Arsenic	1.3		0.52	0.24	mg/Kg	☼	02/23/16 16:49	02/25/16 20:06	1
Barium	11		0.52	0.095	mg/Kg	☼	02/23/16 16:49	02/25/16 20:06	1
Beryllium	0.19	J	0.21	0.045	mg/Kg	☼	02/23/16 16:49	02/25/16 20:06	1
Boron	1.8	J	2.6	0.36	mg/Kg	☼	02/23/16 16:49	02/25/16 20:06	1
Cadmium	<0.10		0.10	0.030	mg/Kg	☼	02/23/16 16:49	02/25/16 20:06	1
Calcium	8800		10	3.4	mg/Kg	☼	02/23/16 16:49	02/25/16 20:06	1
Chromium	4.2		0.52	0.089	mg/Kg	☼	02/23/16 16:49	02/25/16 20:06	1
Cobalt	2.1		0.26	0.059	mg/Kg	☼	02/23/16 16:49	02/25/16 20:06	1
Copper	4.8		0.52	0.11	mg/Kg	☼	02/23/16 16:49	02/25/16 20:06	1
Iron	4100		10	4.0	mg/Kg	☼	02/23/16 16:49	02/25/16 20:06	1
Lead	2.4		0.26	0.13	mg/Kg	☼	02/23/16 16:49	02/25/16 20:06	1
Magnesium	5400		5.2	2.1	mg/Kg	☼	02/23/16 16:49	02/25/16 20:06	1
Manganese	88		0.52	0.10	mg/Kg	☼	02/23/16 16:49	02/25/16 20:06	1
Nickel	6.0		0.52	0.14	mg/Kg	☼	02/23/16 16:49	02/25/16 20:06	1
Potassium	410		26	4.2	mg/Kg	☼	02/23/16 16:49	02/25/16 20:06	1
Selenium	<0.52		0.52	0.26	mg/Kg	☼	02/23/16 16:49	02/25/16 20:06	1
Silver	<0.26		0.26	0.061	mg/Kg	☼	02/23/16 16:49	02/25/16 20:06	1
Sodium	110		52	6.9	mg/Kg	☼	02/23/16 16:49	02/25/16 20:06	1
Thallium	<0.52		0.52	0.26	mg/Kg	☼	02/23/16 16:49	02/25/16 20:06	1
Vanadium	4.6		0.26	0.076	mg/Kg	☼	02/23/16 16:49	02/25/16 20:06	1
Zinc	9.6		1.0	0.33	mg/Kg	☼	02/23/16 16:49	02/25/16 20:06	1

Method: 6010B - Metals (ICP) - TCLP

Analyte	Result	Qualifier	RL	MDL	Unit	D	Prepared	Analyzed	Dil Fac
Barium	0.45	J	0.50	0.050	mg/L		02/21/16 16:00	02/22/16 20:04	1
Beryllium	<0.0040		0.0040	0.0040	mg/L		02/21/16 16:00	02/22/16 20:04	1
Boron	0.45	J	0.50	0.050	mg/L		02/21/16 16:00	02/22/16 20:04	1

TestAmerica Chicago

Client Sample Results

Client: Ecology and Environment, Inc.
Project/Site: IDOT - IL 38 - WO 008

TestAmerica Job ID: 500-107641-8

Client Sample ID: 3011-23-B01 (0-1)

Lab Sample ID: 500-107641-22

Date Collected: 02/16/16 11:05

Matrix: Solid

Date Received: 02/17/16 07:45

Percent Solids: 88.5

Method: 6010B - Metals (ICP) - TCLP (Continued)

Analyte	Result	Qualifier	RL	MDL	Unit	D	Prepared	Analyzed	Dil Fac
Cadmium	<0.0050		0.0050	0.0020	mg/L	-	02/21/16 16:00	02/22/16 20:04	1
Chromium	<0.025		0.025	0.010	mg/L	-	02/21/16 16:00	02/22/16 20:04	1
Cobalt	<0.025		0.025	0.010	mg/L	-	02/21/16 16:00	02/22/16 20:04	1
Iron	<0.40		0.40	0.20	mg/L	-	02/21/16 16:00	02/22/16 20:04	1
Lead	<0.0075		0.0075	0.0075	mg/L	-	02/21/16 16:00	02/22/16 20:04	1
Manganese	2.5		0.025	0.010	mg/L	-	02/21/16 16:00	02/22/16 20:04	1
Nickel	0.012	J	0.025	0.010	mg/L	-	02/21/16 16:00	02/22/16 20:04	1
Selenium	<0.050		0.050	0.020	mg/L	-	02/21/16 16:00	02/22/16 20:04	1
Silver	<0.025		0.025	0.010	mg/L	-	02/21/16 16:00	02/22/16 20:04	1
Zinc	0.89		0.50	0.020	mg/L	-	02/21/16 16:00	02/22/16 20:04	1

Method: 6010B - Metals (ICP) - SPLP East

Analyte	Result	Qualifier	RL	MDL	Unit	D	Prepared	Analyzed	Dil Fac
Manganese	<0.025		0.025	0.010	mg/L	-	02/23/16 09:23	02/25/16 05:50	1

Method: 6020A - Metals (ICP/MS) - TCLP

Analyte	Result	Qualifier	RL	MDL	Unit	D	Prepared	Analyzed	Dil Fac
Antimony	<0.0060		0.0060	0.0060	mg/L	-	02/21/16 16:00	02/22/16 18:40	1
Thallium	<0.0020		0.0020	0.0020	mg/L	-	02/21/16 16:00	02/22/16 18:40	1

Method: 7470A - TCLP Mercury - TCLP

Analyte	Result	Qualifier	RL	MDL	Unit	D	Prepared	Analyzed	Dil Fac
Mercury	<0.00020	^	0.00020	0.00020	mg/L	-	02/22/16 15:15	02/23/16 10:48	1

Method: 7471B - Mercury (CVAA)

Analyte	Result	Qualifier	RL	MDL	Unit	D	Prepared	Analyzed	Dil Fac
Mercury	0.0099	J	0.018	0.0094	mg/Kg	☼	02/23/16 15:15	02/24/16 09:57	1

General Chemistry

Analyte	Result	Qualifier	RL	MDL	Unit	D	Prepared	Analyzed	Dil Fac
pH	8.29		0.200	0.200	SU	-		02/19/16 20:21	1

Definitions/Glossary

Client: Ecology and Environment, Inc.
Project/Site: IDOT - IL 38 - WO 008

TestAmerica Job ID: 500-107641-8

Qualifiers

GC/MS VOA

Qualifier	Qualifier Description
*	LCS or LCSD is outside acceptance limits.

GC/MS Semi VOA

Qualifier	Qualifier Description
J	Result is less than the RL but greater than or equal to the MDL and the concentration is an approximate value.
X	Surrogate is outside control limits

Metals

Qualifier	Qualifier Description
J	Result is less than the RL but greater than or equal to the MDL and the concentration is an approximate value.
^	ICV,CCV,ICB,CCB, ISA, ISB, CRI, CRA, DLCK or MRL standard: Instrument related QC is outside acceptance limits.

Glossary

Abbreviation	These commonly used abbreviations may or may not be present in this report.
α	Listed under the "D" column to designate that the result is reported on a dry weight basis
%R	Percent Recovery
CFL	Contains Free Liquid
CNF	Contains no Free Liquid
DER	Duplicate error ratio (normalized absolute difference)
Dil Fac	Dilution Factor
DL, RA, RE, IN	Indicates a Dilution, Re-analysis, Re-extraction, or additional Initial metals/anion analysis of the sample
DLC	Decision level concentration
MDA	Minimum detectable activity
EDL	Estimated Detection Limit
MDC	Minimum detectable concentration
MDL	Method Detection Limit
ML	Minimum Level (Dioxin)
NC	Not Calculated
ND	Not detected at the reporting limit (or MDL or EDL if shown)
PQL	Practical Quantitation Limit
QC	Quality Control
RER	Relative error ratio
RL	Reporting Limit or Requested Limit (Radiochemistry)
RPD	Relative Percent Difference, a measure of the relative difference between two points
TEF	Toxicity Equivalent Factor (Dioxin)
TEQ	Toxicity Equivalent Quotient (Dioxin)

Certification Summary

Client: Ecology and Environment, Inc.
Project/Site: IDOT - IL 38 - WO 008

TestAmerica Job ID: 500-107641-8

Laboratory: TestAmerica Chicago

Unless otherwise noted, all analytes for this laboratory were covered under each certification below.

Authority	Program	EPA Region	Certification ID	Expiration Date
Illinois	NELAP	5	100201	04-30-16

The following analytes are included in this report, but certification is not offered by the governing authority:

Analysis Method	Prep Method	Matrix	Analyte
6020A	3010A	Solid	Antimony
6020A	3010A	Solid	Thallium
8260B	5035	Solid	1,3-Dichloropropene, Total
Moisture		Solid	Percent Moisture
Moisture		Solid	Percent Solids

TestAmerica

THE LEADER IN ENVIRONMENTAL TESTING

2417 Bond Street, University Park, IL 60484
 Phone: 708.534.5200 Fax: 708.534.5211

Report To (optional)
 Contact: _____
 Company: _____
 Address: _____
 Address: _____
 Phone: _____
 Fax: _____
 E-Mail: _____

Bill To (optional)
 Contact: _____
 Company: _____
 Address: _____
 Address: _____
 Phone: _____
 Fax: _____
 PO#/Reference# _____

Chain of Custody Record

Lab Job #: 500-107641
 Chain of Custody Number: _____
 Page _____ of _____
 Temperature °C of Cooler: _____

Client		Client Project #		Preservative		Parameter												Preservative Key		
EE		1009341.0008.01																1. HCL, Cool to 4° 2. H2SO4, Cool to 4° 3. HNO3, Cool to 4° 4. NaOH, Cool to 4° 5. NaOH/Zn, Cool to 4° 6. NaHSO4 7. Cool to 4° 8. None 9. Other		
Project Name		Lab Project #																		
FC38		5001864																		
Project Location/State		Lab PM																		
Kane County, IL		D. Wright																		
Sampler																				
S. Cooper																				
Lab ID	MS/MSD	Sample ID	Sampling		# of Containers	Matrix	VOC	SVOC	Total Trace Metals	ICP/MS/MS	Trace Metals	PAH/OC Solids							Comments	
			Date	Time																
022		3011-23-D01 (01)	2/16/16	1105	2	S	X	X	X	X	X	X								

Handwritten signature and date: 2/16/16

Turnaround Time Required (Business Days):
 ___ 1 Day ___ 2 Days ___ 5 Days ___ 7 Days 10 Days ___ 15 Days ___ Other
 Requested Due Date: _____

Sample Disposal:
 Return to Client Disposal by Lab Archive for _____ Months (A fee may be assessed if samples are retained longer than 1 month)

Relinquished By: <i>[Signature]</i>	Company: <i>EE</i>	Date: <i>2/16/16</i>	Time: <i>1530</i>	Received By: <i>[Signature]</i>	Company: <i>TA</i>	Date: <i>2/16/16</i>	Time: <i>1530</i>
Relinquished By: <i>[Signature]</i>	Company: <i>TA</i>	Date: <i>2/16/16</i>	Time: <i>1715</i>	Received By: <i>[Signature]</i>	Company: <i>TA-CRT</i>	Date: <i>2/17/16</i>	Time: <i>0745</i>

Lab Courier: *TA*
 Shipped: _____
 Hand Delivered: _____

- Matrix Key
- WW - Wastewater
 - W - Water
 - S - Soil
 - SL - Sludge
 - MS - Miscellaneous
 - OL - Oil
 - A - Air
 - SE - Sediment
 - SO - Soil
 - L - Leachate
 - WI - Wipe
 - DW - Drinking Water
 - O - Other

Client Comments:

Lab Comments:

Login Sample Receipt Checklist

Client: Ecology and Environment, Inc.

Job Number: 500-107641-8

Login Number: 107641

List Source: TestAmerica Chicago

List Number: 1

Creator: Scott, Sherri L

Question	Answer	Comment
Radioactivity wasn't checked or is \leq background as measured by a survey meter.	True	
The cooler's custody seal, if present, is intact.	True	
Sample custody seals, if present, are intact.	True	
The cooler or samples do not appear to have been compromised or tampered with.	True	
Samples were received on ice.	True	
Cooler Temperature is acceptable.	True	
Cooler Temperature is recorded.	True	2.8,2.5,3.2,3.5
COC is present.	True	
COC is filled out in ink and legible.	True	
COC is filled out with all pertinent information.	True	
Is the Field Sampler's name present on COC?	True	
There are no discrepancies between the containers received and the COC.	True	
Samples are received within Holding Time (excluding tests with immediate HTs)	True	
Sample containers have legible labels.	True	
Containers are not broken or leaking.	True	
Sample collection date/times are provided.	True	
Appropriate sample containers are used.	True	
Sample bottles are completely filled.	True	
Sample Preservation Verified.	True	
There is sufficient vol. for all requested analyses, incl. any requested MS/MSDs	True	
Containers requiring zero headspace have no headspace or bubble is <math><6\text{mm}</math> (1/4").	N/A	
Multiphasic samples are not present.	True	
Samples do not require splitting or compositing.	True	
Residual Chlorine Checked.	N/A	





Bureau of Land • 1021 North Grand Avenue East • P.O. Box 19276 • Springfield • Illinois • 62794-9276

Uncontaminated Soil Certification by Licensed Professional Engineer or Licensed Professional Geologist for Use of Uncontaminated Soil as Fill in a CCDD or Uncontaminated Soil Fill Operation LPC-663

Revised in accordance with 35 Ill. Adm. Code 1100, as amended by PCB R2012-009 (eff. Aug. 27, 2012)

This certification form is to be used by professional engineers and professional geologists to certify, pursuant to 35 Ill. Adm. Code 1100.205(a)(1)(B), that soil (i) is uncontaminated soil and (ii) is within a pH range of 6.26 to 9.0. If you have questions about this form, please telephone the Bureau of Land Permit Section at 217/524-3300.

This form may be completed online, saved locally, printed and signed, and submitted to prospective clean construction or demolition debris (CCDD) fill operations or uncontaminated soil fill operations.

I. Source Location Information

(Describe the location of the source of the uncontaminated soil)

Project Name: FAP 347 (IL Route 38) Office Phone Number, if available: _____

Physical Site Location (address, including number and street):
47W 885 IL 38 ISGS #3011-24 (Farmstead)

City: Maple Park State: IL Zip Code: 60151

County: Kane Township: Virgil

Lat/Long of approximate center of site in decimal degrees (DD.ddddd) to five decimal places (e.g., 40.67890, -90.12345):

Latitude: 41.8948 Longitude: -88.544997
(Decimal Degrees) (-Decimal Degrees)

Identify how the lat/long data were determined:

- GPS Map Interpolation Photo Interpolation Survey Other

IEPA Site Number(s), if assigned: BOL: _____ BOW: _____ BOA: _____

II. Owner/Operator Information for Source Site

Site Owner

Site Operator

Name: Illinois Department of Transportation

Name: Illinois Department of Transportation

Street Address: 201 West Center Court

Street Address: 201 West Center Court

PO Box: _____

PO Box: _____

City: Schaumburg State: IL

City: Schaumburg State: IL

Zip Code: 60196-1096 Phone: 847-705-4159

Zip Code: 60196-1096 Phone: 847-705-4159

Contact: Sam Mead

Contact: Sam Mead

Email, if available: Sam.Mead@illinois.gov

Email, if available: Sam.Mead@illinois.gov

This Agency is authorized to require this information under Section 4 and Title X of the Environmental Protection Act (415 ILCS 5/4, 5/39). Failure to disclose this information may result in: a civil penalty of not to exceed \$50,000 for the violation and an additional civil penalty of not to exceed \$10,000 for each day during which the violation continues (415 ILCS 5/42). This form has been approved by the Forms Management Center.

Project Name: FAP 347 (IL Route 38)

Latitude: 41.8948 Longitude: -88.544997

Uncontaminated Site Certification

III. Basis for Certification and Attachments

For each item listed below, reference the attachments to this form that provide the required information.

- a. A Description of the soil sample points and how they were determined to be sufficient in number and appropriately located 35 Ill. Adm. Code 1100.610(a):

Locations 3011-24-B01, 3011-24-B02, and 3011-23-B01 were sampled within the construction zone adjacent to ISGS #3011-24 (Farmstead). Refer to PSI Report for ISGS #3011-24 (Farmstead) including Table 4-4, and Figures 4-4A&B.

- b. Analytical soil testing results to show that soil chemical constituents comply with the maximum allowable concentrations established pursuant to 35 Ill. Adm. Code Part 1100, Subpart F and that the soil pH is within the range of 6.25 to 9.0, including the documentation of chain of custody control, a copy of the lab analysis; the accreditation status of the laboratory performing the analysis; and certification by an authorized agent of the laboratory that the analysis has been performed in accordance with the Agency's rules for the accreditation of environmental and the scope of the accreditation [35 Ill. Adm. Code 1100.201(g), 1100.205(a), 1100.610]:

See attached data summary table and associated laboratory data package J107641-9, and J107641-8.

IV. Certification Statement, Signature and Seal of Licensed Professional Engineer or Licensed Professional Geologist

I, Neil J. Brown (name of licensed professional engineer or geologist) certify under penalty of law that the information submitted, including but not limited to, all attachments and other information, is to the best of my knowledge and belief, true, accurate and complete. In accordance with the Environmental Protection Act [415 ILCS 5/22.51 or 22.51a] and 35 Ill. Adm. Code 1100.205(a), I certify that the soil from this site is uncontaminated soil. I also certify that the soil pH is within the range of 6.25 to 9.0. In addition, I certify that the soil has not been removed from the site as part of a cleanup or removal of contaminants. All necessary documentation is attached.

Any person who knowingly makes a false, fictitious, or fraudulent material statement, orally or in writing, to the Illinois EPA commits a Class 4 felony. A second or subsequent offense after conviction is a Class 3 felony. (415 ILCS 5/44(h))

Company Name: Ecology and Environment, Inc.
 Street Address: 33 West Monroe Street
 City: Chicago State: IL Zip Code: 60603
 Phone: 312-578-9243
 Neil J. Brown

Printed Name:

Neil J. Brown
 Licensed Professional Engineer or
 Licensed Professional Geologist Signature:

3/17/16
 Date:



P.E. or L.P.G. Seal:




Analytical Data Summary

PTB #176-001; IDOT Job #D-91-339-15; Project #P-91-141-15; WorkOrder #08A

Key to Data Tables

- MAC = Maximum Allowable Concentration of Chemical Constituent in
Uncontaminated Soil Used as Fill Material At Regulated Fill Operations
- mg/kg = Milligrams per kilogram.
- mg/L = Milligrams per liter.
- MSA = Metropolitan Statistical Area
- TACO = Tiered Approach to Corrective Action Objectives
- TCLP = Toxicity Characteristic Leaching Procedure.
- SCGIER = Soil Component of the Groundwater Ingestion Exposure Route
- SPLP = Synthetic Precipitation Leaching Procedure.
- ND = Not detected.
- NA = Not analyzed.
- J = Estimated value.
- U = Analyte was analyzed for but not detected.

Criteria Qualifiers and Shading

- † = Concentration exceeds the most stringent MAC.
- m = Concentration exceeds the MAC for an MSA.
- * = Concentration exceeds the MAC for Chicago corporate limits.
- L = The detected TCLP/SPLP concentration exceeds the TACO Tier 1 RO for the SCGIER.
-  = Concentration exceeds the most stringent MAC, but is below the MAC for an MSA.
-  = Concentration exceeds the most stringent MAC and the MAC for Chicago corporate limits.
-  = Concentration exceeds applicable comparison criteria.

CONTAMINANTS OF CONCERN

SITE	ISGS #3011-24 (Farmstead)		Comparison Criteria			
	3011-24-B01	3011-24-B02	MACs			TACO
SAMPLE	3011-24-B01 (0-1)	3011-24-B02 (0-1)	Most Stringent	Within an MSA	Within Chicago	SCGIER
MATRIX	Soil	Soil				
DEPTH (feet)	0-1	0-1				
pH	8.61	8.42				
VOCs (None Detected)						
SVOCs (mg/kg)						
Anthracene	0.016 J	ND U	12,000	--	--	--
Benzo[a]anthracene	0.067	0.023 J	0.9	1.8	1.1	--
Benzo[a]pyrene	0.069	0.035 J	0.09	2.1	1.3	--
Benzo[b]fluoranthene	0.11	0.072	0.9	2.1	1.5	--
Benzo[g,h,i]perylene	0.09	0.023 J	--	--	--	--
Benzo[k]fluoranthene	0.051	0.025 J	9	--	--	--
Bis(2-ethylhexyl) phthalate	ND U	0.074 J	46	--	--	--
Chrysene	0.085	0.036	88	--	--	--
Fluoranthene	0.085	0.047	3,100	--	--	--
Indeno[1,2,3-cd]pyrene	0.07	0.016 J	0.9	1.6	0.9	--
Phenanthrene	0.074	0.023 J	--	--	--	--
Pyrene	0.23	0.079	2,300	--	--	--
Inorganics (mg/kg)						
Antimony	3.7	ND U	5	--	--	--
Arsenic	11	5.4	11.3	13	--	--
Barium	150	52	1,500	--	--	--
Beryllium	3.1	0.73	22	--	--	--
Boron	45 †	8.3	40	--	--	--
Cadmium	2.1	ND U	5.2	--	--	--
Calcium	120,000	150,000	--	--	--	--
Chromium	32 †	18	21	--	--	--
Cobalt	45 †	14	20	--	--	--
Copper	36	22	2,900	--	--	--
Iron	21,000 †m	17,000 †m	15,000	15,900	--	--
Lead	20	13	107	--	--	--
Magnesium	27,000	25,000	325,000	--	--	--
Manganese	450	390	630	636	--	--
Mercury	0.016 J	ND U	0.89	--	--	--
Nickel	72	36	100	--	--	--
Potassium	4,000	2,200	--	--	--	--
Selenium	4 †	ND U	1.3	--	--	--
Silver	2.1	ND U	4.4	--	--	--
Sodium	1,100	520	--	--	--	--
Thallium	5.2 †	ND U	2.6	--	--	--
Vanadium	49	20	550	--	--	--
Zinc	93	52	5,100	--	--	--
TCLP Metals (mg/L)						
Barium	0.35 J	0.27 J	--	--	--	2
Boron	0.47 J	0.41 J	--	--	--	2
Chromium	ND U	ND U	--	--	--	0.1
Cobalt	ND U	ND U	--	--	--	1
Lead	ND U	0.0095 L	--	--	--	0.0075
Manganese	1.2 L	1.5 L	--	--	--	0.15
Nickel	0.011 J	0.015 J	--	--	--	0.1
Selenium	ND U	ND U	--	--	--	0.05
Thallium	ND U	ND U	--	--	--	0.002
Zinc	0.61	0.12 J	--	--	--	5
SPLP Metals (mg/L)						
Lead	NA	ND U	--	--	--	0.0075
Manganese	0.16 L	ND U	--	--	--	0.15

PTB #176-001; IDOT Job #D-91-339-15; Project #P-91-141-15; WorkOrder #08A
CONTAMINANTS OF CONCERN

SITE	ISGS #3011-23 (Residence)	Comparison Criteria			
BORING	3011-23-B01	MACs			TACO
SAMPLE	3011-23-B01 (0-1)	Most Stringent	Within an MSA	Within Chicago	SCGIER
MATRIX	Soil				
DEPTH (feet)	0-1				
pH	8.29				
VOCs (None Detected)					
SVOCs (mg/kg)					
Acenaphthene	0.014 J	570	--	--	--
Acenaphthylene	0.0076 J	--	--	--	--
Anthracene	0.06	12,000	--	--	--
Benzo[a]anthracene	0.31	0.9	1.8	1.1	--
Benzo[a]pyrene	0.31 †	0.09	2.1	1.3	--
Benzo[b]fluoranthene	0.46	0.9	2.1	1.5	--
Benzo[g,h,i]perylene	0.26	--	--	--	--
Benzo[k]fluoranthene	0.18	9	--	--	--
Chrysene	0.47	88	--	--	--
Fluoranthene	0.61	3,100	--	--	--
Fluorene	0.017 J	560	--	--	--
Indeno[1,2,3-cd]pyrene	0.28	0.9	1.6	0.9	--
Phenanthrene	0.39	--	--	--	--
Pyrene	1.7	2,300	--	--	--
Inorganics (mg/kg)					
Arsenic	1.3	11.3	13	--	--
Barium	11	1,500	--	--	--
Beryllium	0.19 J	22	--	--	--
Boron	1.8 J	40	--	--	--
Calcium	8,800	--	--	--	--
Chromium	4.2	21	--	--	--
Cobalt	2.1	20	--	--	--
Copper	4.8	2,900	--	--	--
Iron	4,100	15,000	15,900	--	--
Lead	2.4	107	--	--	--
Magnesium	5,400	325,000	--	--	--
Manganese	88	630	636	--	--
Mercury	0.0099 J	0.89	--	--	--
Nickel	6	100	--	--	--
Potassium	410	--	--	--	--
Sodium	110	--	--	--	--
Vanadium	4.6	550	--	--	--
Zinc	9.6	5,100	--	--	--
TCLP Metals (mg/L)					
Barium	0.45 J	--	--	--	2
Boron	0.45 J	--	--	--	2
Manganese	2.5 L	--	--	--	0.15
Nickel	0.012 J	--	--	--	0.1
Zinc	0.89	--	--	--	5
SPLP Metals (mg/L)					
Manganese	ND U	--	--	--	0.15

TestAmerica

THE LEADER IN ENVIRONMENTAL TESTING

ANALYTICAL REPORT

TestAmerica Laboratories, Inc.
TestAmerica Chicago
2417 Bond Street
University Park, IL 60484
Tel: (708)534-5200

TestAmerica Job ID: 500-107641-8
Client Project/Site: IDOT - IL 38 - WO 008

For:
Ecology and Environment, Inc.
33 West Monroe St.
Suite 1410
Chicago, Illinois 60603

Attn: Mr. Dean Tiebout

Jodie Bracken

Authorized for release by:
3/1/2016 5:27:18 PM
Jodie Bracken, Project Management Assistant II
jodie.bracken@testamericainc.com

Designee for
Richard Wright, Senior Project Manager
(708)534-5200
richard.wright@testamericainc.com

LINKS

Review your project
results through
TotalAccess

Have a Question?



Visit us at:
www.testamericainc.com

The test results in this report meet all 2003 NELAC and 2009 TNI requirements for accredited parameters, exceptions are noted in this report. This report may not be reproduced except in full, and with written approval from the laboratory. For questions please contact the Project Manager at the e-mail address or telephone number listed on this page.

This report has been electronically signed and authorized by the signatory. Electronic signature is intended to be the legally binding equivalent of a traditionally handwritten signature.

Results relate only to the items tested and the sample(s) as received by the laboratory.

1

2

3

4

5

6

7

8

9



Table of Contents

Cover Page	1
Table of Contents	2
Detection Summary	3
Sample Summary	4
Client Sample Results	5
Definitions	9
Certification Summary	10
Chain of Custody	11
Receipt Checklists	12

Detection Summary

Client: Ecology and Environment, Inc.
Project/Site: IDOT - IL 38 - WO 008

TestAmerica Job ID: 500-107641-8

Client Sample ID: 3011-23-B01 (0-1)

Lab Sample ID: 500-107641-22

Analyte	Result	Qualifier	RL	MDL	Unit	Dil Fac	D	Method	Prep Type
Acenaphthylene	0.0076	J	0.036	0.0048	mg/Kg	1	☼	8270D	Total/NA
Acenaphthene	0.014	J	0.036	0.0066	mg/Kg	1	☼	8270D	Total/NA
Fluorene	0.017	J	0.036	0.0051	mg/Kg	1	☼	8270D	Total/NA
Phenanthrene	0.39		0.036	0.0051	mg/Kg	1	☼	8270D	Total/NA
Anthracene	0.060		0.036	0.0061	mg/Kg	1	☼	8270D	Total/NA
Fluoranthene	0.61		0.036	0.0068	mg/Kg	1	☼	8270D	Total/NA
Pyrene	1.7		0.036	0.0072	mg/Kg	1	☼	8270D	Total/NA
Benzo[a]anthracene	0.31		0.036	0.0049	mg/Kg	1	☼	8270D	Total/NA
Chrysene	0.47		0.036	0.0099	mg/Kg	1	☼	8270D	Total/NA
Benzo[b]fluoranthene	0.46		0.036	0.0079	mg/Kg	1	☼	8270D	Total/NA
Benzo[k]fluoranthene	0.18		0.036	0.011	mg/Kg	1	☼	8270D	Total/NA
Benzo[a]pyrene	0.31		0.036	0.0071	mg/Kg	1	☼	8270D	Total/NA
Indeno[1,2,3-cd]pyrene	0.28		0.036	0.0094	mg/Kg	1	☼	8270D	Total/NA
Benzo[g,h,i]perylene	0.26		0.036	0.012	mg/Kg	1	☼	8270D	Total/NA
Arsenic	1.3		0.52	0.24	mg/Kg	1	☼	6010B	Total/NA
Barium	11		0.52	0.095	mg/Kg	1	☼	6010B	Total/NA
Beryllium	0.19	J	0.21	0.045	mg/Kg	1	☼	6010B	Total/NA
Boron	1.8	J	2.6	0.36	mg/Kg	1	☼	6010B	Total/NA
Calcium	8800		10	3.4	mg/Kg	1	☼	6010B	Total/NA
Chromium	4.2		0.52	0.089	mg/Kg	1	☼	6010B	Total/NA
Cobalt	2.1		0.26	0.059	mg/Kg	1	☼	6010B	Total/NA
Copper	4.8		0.52	0.11	mg/Kg	1	☼	6010B	Total/NA
Iron	4100		10	4.0	mg/Kg	1	☼	6010B	Total/NA
Lead	2.4		0.26	0.13	mg/Kg	1	☼	6010B	Total/NA
Magnesium	5400		5.2	2.1	mg/Kg	1	☼	6010B	Total/NA
Manganese	88		0.52	0.10	mg/Kg	1	☼	6010B	Total/NA
Nickel	6.0		0.52	0.14	mg/Kg	1	☼	6010B	Total/NA
Potassium	410		26	4.2	mg/Kg	1	☼	6010B	Total/NA
Sodium	110		52	6.9	mg/Kg	1	☼	6010B	Total/NA
Vanadium	4.6		0.26	0.076	mg/Kg	1	☼	6010B	Total/NA
Zinc	9.6		1.0	0.33	mg/Kg	1	☼	6010B	Total/NA
Barium	0.45	J	0.50	0.050	mg/L	1		6010B	TCLP
Boron	0.45	J	0.50	0.050	mg/L	1		6010B	TCLP
Manganese	2.5		0.025	0.010	mg/L	1		6010B	TCLP
Nickel	0.012	J	0.025	0.010	mg/L	1		6010B	TCLP
Zinc	0.89		0.50	0.020	mg/L	1		6010B	TCLP
Mercury	0.0099	J	0.018	0.0094	mg/Kg	1	☼	7471B	Total/NA
pH	8.29		0.200	0.200	SU	1		9045D	Total/NA

This Detection Summary does not include radiochemical test results.

TestAmerica Chicago

Sample Summary

Client: Ecology and Environment, Inc.
Project/Site: IDOT - IL 38 - WO 008

TestAmerica Job ID: 500-107641-8

Lab Sample ID	Client Sample ID	Matrix	Collected	Received
500-107641-22	3011-23-B01 (0-1)	Solid	02/16/16 11:05	02/17/16 07:45

1

2

3

4

5

6

7

8

9

Client Sample Results

Client: Ecology and Environment, Inc.
Project/Site: IDOT - IL 38 - WO 008

TestAmerica Job ID: 500-107641-8

Client Sample ID: 3011-23-B01 (0-1)

Lab Sample ID: 500-107641-22

Date Collected: 02/16/16 11:05

Matrix: Solid

Date Received: 02/17/16 07:45

Percent Solids: 88.5

Method: 8260B - Volatile Organic Compounds (GC/MS)

Analyte	Result	Qualifier	RL	MDL	Unit	D	Prepared	Analyzed	Dil Fac
Acetone	<0.019		0.019	0.0036	mg/Kg	☼	02/17/16 08:40	02/23/16 14:18	1
Benzene	<0.0046		0.0046	0.0010	mg/Kg	☼	02/17/16 08:40	02/23/16 14:18	1
Bromodichloromethane	<0.0046		0.0046	0.00078	mg/Kg	☼	02/17/16 08:40	02/23/16 14:18	1
Bromoform	<0.0046		0.0046	0.00095	mg/Kg	☼	02/17/16 08:40	02/23/16 14:18	1
Bromomethane	<0.0046		0.0046	0.0017	mg/Kg	☼	02/17/16 08:40	02/23/16 14:18	1
2-Butanone (MEK)	<0.0046		0.0046	0.0017	mg/Kg	☼	02/17/16 08:40	02/23/16 14:18	1
Carbon disulfide	<0.0046		0.0046	0.0017	mg/Kg	☼	02/17/16 08:40	02/23/16 14:18	1
Carbon tetrachloride	<0.0046		0.0046	0.00099	mg/Kg	☼	02/17/16 08:40	02/23/16 14:18	1
Chlorobenzene	<0.0046		0.0046	0.0011	mg/Kg	☼	02/17/16 08:40	02/23/16 14:18	1
Chloroethane	<0.0046		0.0046	0.0020	mg/Kg	☼	02/17/16 08:40	02/23/16 14:18	1
Chloroform	<0.0046		0.0046	0.00091	mg/Kg	☼	02/17/16 08:40	02/23/16 14:18	1
Chloromethane	<0.0046		0.0046	0.0011	mg/Kg	☼	02/17/16 08:40	02/23/16 14:18	1
cis-1,2-Dichloroethene	<0.0046		0.0046	0.00095	mg/Kg	☼	02/17/16 08:40	02/23/16 14:18	1
cis-1,3-Dichloropropene	<0.0046		0.0046	0.0011	mg/Kg	☼	02/17/16 08:40	02/23/16 14:18	1
Dibromochloromethane	<0.0046		0.0046	0.00053	mg/Kg	☼	02/17/16 08:40	02/23/16 14:18	1
1,1-Dichloroethane	<0.0046		0.0046	0.00096	mg/Kg	☼	02/17/16 08:40	02/23/16 14:18	1
1,2-Dichloroethane	<0.0046		0.0046	0.00069	mg/Kg	☼	02/17/16 08:40	02/23/16 14:18	1
1,1-Dichloroethene	<0.0046		0.0046	0.0017	mg/Kg	☼	02/17/16 08:40	02/23/16 14:18	1
1,2-Dichloropropane	<0.0046		0.0046	0.0012	mg/Kg	☼	02/17/16 08:40	02/23/16 14:18	1
1,3-Dichloropropene, Total	<0.0046		0.0046	0.0013	mg/Kg	☼	02/17/16 08:40	02/23/16 14:18	1
Ethylbenzene	<0.0046		0.0046	0.0012	mg/Kg	☼	02/17/16 08:40	02/23/16 14:18	1
2-Hexanone	<0.0046		0.0046	0.0014	mg/Kg	☼	02/17/16 08:40	02/23/16 14:18	1
Methylene Chloride	<0.0046		0.0046	0.0035	mg/Kg	☼	02/17/16 08:40	02/23/16 14:18	1
4-Methyl-2-pentanone (MIBK)	<0.0046		0.0046	0.00096	mg/Kg	☼	02/17/16 08:40	02/23/16 14:18	1
Methyl tert-butyl ether	<0.0046		0.0046	0.0011	mg/Kg	☼	02/17/16 08:40	02/23/16 14:18	1
Styrene	<0.0046		0.0046	0.0011	mg/Kg	☼	02/17/16 08:40	02/23/16 14:18	1
1,1,2,2-Tetrachloroethane	<0.0046		0.0046	0.00074	mg/Kg	☼	02/17/16 08:40	02/23/16 14:18	1
Tetrachloroethene	<0.0046		0.0046	0.00097	mg/Kg	☼	02/17/16 08:40	02/23/16 14:18	1
Toluene	<0.0046		0.0046	0.0016	mg/Kg	☼	02/17/16 08:40	02/23/16 14:18	1
trans-1,2-Dichloroethene	<0.0046		0.0046	0.0012	mg/Kg	☼	02/17/16 08:40	02/23/16 14:18	1
trans-1,3-Dichloropropene	<0.0046		0.0046	0.0013	mg/Kg	☼	02/17/16 08:40	02/23/16 14:18	1
1,1,1-Trichloroethane	<0.0046		0.0046	0.0011	mg/Kg	☼	02/17/16 08:40	02/23/16 14:18	1
1,1,2-Trichloroethane	<0.0046		0.0046	0.00090	mg/Kg	☼	02/17/16 08:40	02/23/16 14:18	1
Trichloroethene	<0.0046		0.0046	0.0013	mg/Kg	☼	02/17/16 08:40	02/23/16 14:18	1
Vinyl acetate	<0.0046		0.0046	0.0012	mg/Kg	☼	02/17/16 08:40	02/23/16 14:18	1
Vinyl chloride	<0.0046		0.0046	0.0011	mg/Kg	☼	02/17/16 08:40	02/23/16 14:18	1
Xylenes, Total	<0.0093		0.0093	0.0017	mg/Kg	☼	02/17/16 08:40	02/23/16 14:18	1

Surrogate	%Recovery	Qualifier	Limits	Prepared	Analyzed	Dil Fac
4-Bromofluorobenzene (Surr)	97		70 - 122	02/17/16 08:40	02/23/16 14:18	1
Dibromofluoromethane	105		75 - 120	02/17/16 08:40	02/23/16 14:18	1
1,2-Dichloroethane-d4 (Surr)	110		70 - 134	02/17/16 08:40	02/23/16 14:18	1
Toluene-d8 (Surr)	107		75 - 122	02/17/16 08:40	02/23/16 14:18	1

Method: 8270D - Semivolatile Organic Compounds (GC/MS)

Analyte	Result	Qualifier	RL	MDL	Unit	D	Prepared	Analyzed	Dil Fac
Phenol	<0.18		0.18	0.081	mg/Kg	☼	02/18/16 18:29	02/26/16 21:44	1
Bis(2-chloroethyl)ether	<0.18		0.18	0.055	mg/Kg	☼	02/18/16 18:29	02/26/16 21:44	1
1,3-Dichlorobenzene	<0.18		0.18	0.041	mg/Kg	☼	02/18/16 18:29	02/26/16 21:44	1
1,4-Dichlorobenzene	<0.18		0.18	0.047	mg/Kg	☼	02/18/16 18:29	02/26/16 21:44	1

TestAmerica Chicago

Client Sample Results

Client: Ecology and Environment, Inc.
Project/Site: IDOT - IL 38 - WO 008

TestAmerica Job ID: 500-107641-8

Client Sample ID: 3011-23-B01 (0-1)

Lab Sample ID: 500-107641-22

Date Collected: 02/16/16 11:05

Matrix: Solid

Date Received: 02/17/16 07:45

Percent Solids: 88.5

Method: 8270D - Semivolatile Organic Compounds (GC/MS) (Continued)

Analyte	Result	Qualifier	RL	MDL	Unit	D	Prepared	Analyzed	Dil Fac
1,2-Dichlorobenzene	<0.18		0.18	0.044	mg/Kg	☼	02/18/16 18:29	02/26/16 21:44	1
2-Methylphenol	<0.18		0.18	0.058	mg/Kg	☼	02/18/16 18:29	02/26/16 21:44	1
2,2'-oxybis[1-chloropropane]	<0.18		0.18	0.042	mg/Kg	☼	02/18/16 18:29	02/26/16 21:44	1
N-Nitrosodi-n-propylamine	<0.074		0.074	0.045	mg/Kg	☼	02/18/16 18:29	02/26/16 21:44	1
Hexachloroethane	<0.18		0.18	0.055	mg/Kg	☼	02/18/16 18:29	02/26/16 21:44	1
2-Chlorophenol	<0.18		0.18	0.062	mg/Kg	☼	02/18/16 18:29	02/26/16 21:44	1
Nitrobenzene	<0.036		0.036	0.0091	mg/Kg	☼	02/18/16 18:29	02/26/16 21:44	1
Bis(2-chloroethoxy)methane	<0.18		0.18	0.037	mg/Kg	☼	02/18/16 18:29	02/26/16 21:44	1
1,2,4-Trichlorobenzene	<0.18		0.18	0.039	mg/Kg	☼	02/18/16 18:29	02/26/16 21:44	1
Isophorone	<0.18		0.18	0.041	mg/Kg	☼	02/18/16 18:29	02/26/16 21:44	1
2,4-Dimethylphenol	<0.36		0.36	0.14	mg/Kg	☼	02/18/16 18:29	02/26/16 21:44	1
Hexachlorobutadiene	<0.18		0.18	0.057	mg/Kg	☼	02/18/16 18:29	02/26/16 21:44	1
Naphthalene	<0.036		0.036	0.0056	mg/Kg	☼	02/18/16 18:29	02/26/16 21:44	1
2,4-Dichlorophenol	<0.36		0.36	0.087	mg/Kg	☼	02/18/16 18:29	02/26/16 21:44	1
4-Chloroaniline	<0.74		0.74	0.17	mg/Kg	☼	02/18/16 18:29	02/26/16 21:44	1
2,4,6-Trichlorophenol	<0.36		0.36	0.13	mg/Kg	☼	02/18/16 18:29	02/26/16 21:44	1
2,4,5-Trichlorophenol	<0.36		0.36	0.083	mg/Kg	☼	02/18/16 18:29	02/26/16 21:44	1
Hexachlorocyclopentadiene	<0.74		0.74	0.21	mg/Kg	☼	02/18/16 18:29	02/26/16 21:44	1
2-Methylnaphthalene	<0.036		0.036	0.0067	mg/Kg	☼	02/18/16 18:29	02/26/16 21:44	1
2-Nitroaniline	<0.18		0.18	0.049	mg/Kg	☼	02/18/16 18:29	02/26/16 21:44	1
2-Chloronaphthalene	<0.18		0.18	0.040	mg/Kg	☼	02/18/16 18:29	02/26/16 21:44	1
4-Chloro-3-methylphenol	<0.36		0.36	0.12	mg/Kg	☼	02/18/16 18:29	02/26/16 21:44	1
2,6-Dinitrotoluene	<0.18		0.18	0.072	mg/Kg	☼	02/18/16 18:29	02/26/16 21:44	1
2-Nitrophenol	<0.36		0.36	0.086	mg/Kg	☼	02/18/16 18:29	02/26/16 21:44	1
3-Nitroaniline	<0.36		0.36	0.11	mg/Kg	☼	02/18/16 18:29	02/26/16 21:44	1
Dimethyl phthalate	<0.18		0.18	0.048	mg/Kg	☼	02/18/16 18:29	02/26/16 21:44	1
2,4-Dinitrophenol	<0.74		0.74	0.64	mg/Kg	☼	02/18/16 18:29	02/26/16 21:44	1
Acenaphthylene	0.0076	J	0.036	0.0048	mg/Kg	☼	02/18/16 18:29	02/26/16 21:44	1
2,4-Dinitrotoluene	<0.18		0.18	0.058	mg/Kg	☼	02/18/16 18:29	02/26/16 21:44	1
Acenaphthene	0.014	J	0.036	0.0066	mg/Kg	☼	02/18/16 18:29	02/26/16 21:44	1
Dibenzofuran	<0.18		0.18	0.043	mg/Kg	☼	02/18/16 18:29	02/26/16 21:44	1
4-Nitrophenol	<0.74		0.74	0.35	mg/Kg	☼	02/18/16 18:29	02/26/16 21:44	1
Fluorene	0.017	J	0.036	0.0051	mg/Kg	☼	02/18/16 18:29	02/26/16 21:44	1
4-Nitroaniline	<0.36		0.36	0.15	mg/Kg	☼	02/18/16 18:29	02/26/16 21:44	1
4-Bromophenyl phenyl ether	<0.18		0.18	0.048	mg/Kg	☼	02/18/16 18:29	02/26/16 21:44	1
Hexachlorobenzene	<0.074		0.074	0.0084	mg/Kg	☼	02/18/16 18:29	02/26/16 21:44	1
Diethyl phthalate	<0.18		0.18	0.062	mg/Kg	☼	02/18/16 18:29	02/26/16 21:44	1
4-Chlorophenyl phenyl ether	<0.18		0.18	0.043	mg/Kg	☼	02/18/16 18:29	02/26/16 21:44	1
Pentachlorophenol	<0.74		0.74	0.58	mg/Kg	☼	02/18/16 18:29	02/26/16 21:44	1
N-Nitrosodiphenylamine	<0.18		0.18	0.043	mg/Kg	☼	02/18/16 18:29	02/26/16 21:44	1
4,6-Dinitro-2-methylphenol	<0.74		0.74	0.29	mg/Kg	☼	02/18/16 18:29	02/26/16 21:44	1
Phenanthrene	0.39		0.036	0.0051	mg/Kg	☼	02/18/16 18:29	02/26/16 21:44	1
Anthracene	0.060		0.036	0.0061	mg/Kg	☼	02/18/16 18:29	02/26/16 21:44	1
Carbazole	<0.18		0.18	0.091	mg/Kg	☼	02/18/16 18:29	02/26/16 21:44	1
Di-n-butyl phthalate	<0.18		0.18	0.056	mg/Kg	☼	02/18/16 18:29	02/26/16 21:44	1
Fluoranthene	0.61		0.036	0.0068	mg/Kg	☼	02/18/16 18:29	02/26/16 21:44	1
Pyrene	1.7		0.036	0.0072	mg/Kg	☼	02/18/16 18:29	02/26/16 21:44	1
Butyl benzyl phthalate	<0.18		0.18	0.069	mg/Kg	☼	02/18/16 18:29	02/26/16 21:44	1
Benzo[a]anthracene	0.31		0.036	0.0049	mg/Kg	☼	02/18/16 18:29	02/26/16 21:44	1

TestAmerica Chicago

Client Sample Results

Client: Ecology and Environment, Inc.
Project/Site: IDOT - IL 38 - WO 008

TestAmerica Job ID: 500-107641-8

Client Sample ID: 3011-23-B01 (0-1)

Lab Sample ID: 500-107641-22

Date Collected: 02/16/16 11:05

Matrix: Solid

Date Received: 02/17/16 07:45

Percent Solids: 88.5

Method: 8270D - Semivolatile Organic Compounds (GC/MS) (Continued)

Analyte	Result	Qualifier	RL	MDL	Unit	D	Prepared	Analyzed	Dil Fac
Chrysene	0.47		0.036	0.0099	mg/Kg	☼	02/18/16 18:29	02/26/16 21:44	1
3,3'-Dichlorobenzidine	<0.18		0.18	0.051	mg/Kg	☼	02/18/16 18:29	02/26/16 21:44	1
Bis(2-ethylhexyl) phthalate	<0.18		0.18	0.067	mg/Kg	☼	02/18/16 18:29	02/26/16 21:44	1
Di-n-octyl phthalate	<0.18		0.18	0.059	mg/Kg	☼	02/18/16 18:29	02/26/16 21:44	1
Benzo[b]fluoranthene	0.46		0.036	0.0079	mg/Kg	☼	02/18/16 18:29	02/26/16 21:44	1
Benzo[k]fluoranthene	0.18		0.036	0.011	mg/Kg	☼	02/18/16 18:29	02/26/16 21:44	1
Benzo[a]pyrene	0.31		0.036	0.0071	mg/Kg	☼	02/18/16 18:29	02/26/16 21:44	1
Indeno[1,2,3-cd]pyrene	0.28		0.036	0.0094	mg/Kg	☼	02/18/16 18:29	02/26/16 21:44	1
Dibenz(a,h)anthracene	<0.036		0.036	0.0070	mg/Kg	☼	02/18/16 18:29	02/26/16 21:44	1
Benzo[g,h,i]perylene	0.26		0.036	0.012	mg/Kg	☼	02/18/16 18:29	02/26/16 21:44	1
3 & 4 Methylphenol	<0.18		0.18	0.061	mg/Kg	☼	02/18/16 18:29	02/26/16 21:44	1

Surrogate	%Recovery	Qualifier	Limits	Prepared	Analyzed	Dil Fac
2-Fluorophenol	67		25 - 110	02/18/16 18:29	02/26/16 21:44	1
Phenol-d5	71		31 - 110	02/18/16 18:29	02/26/16 21:44	1
Nitrobenzene-d5	65		25 - 115	02/18/16 18:29	02/26/16 21:44	1
2-Fluorobiphenyl	79		25 - 119	02/18/16 18:29	02/26/16 21:44	1
2,4,6-Tribromophenol	77		35 - 137	02/18/16 18:29	02/26/16 21:44	1
Terphenyl-d14	184	X	36 - 134	02/18/16 18:29	02/26/16 21:44	1

Method: 6010B - Metals (ICP)

Analyte	Result	Qualifier	RL	MDL	Unit	D	Prepared	Analyzed	Dil Fac
Antimony	<1.0		1.0	0.22	mg/Kg	☼	02/23/16 16:49	02/25/16 20:06	1
Arsenic	1.3		0.52	0.24	mg/Kg	☼	02/23/16 16:49	02/25/16 20:06	1
Barium	11		0.52	0.095	mg/Kg	☼	02/23/16 16:49	02/25/16 20:06	1
Beryllium	0.19	J	0.21	0.045	mg/Kg	☼	02/23/16 16:49	02/25/16 20:06	1
Boron	1.8	J	2.6	0.36	mg/Kg	☼	02/23/16 16:49	02/25/16 20:06	1
Cadmium	<0.10		0.10	0.030	mg/Kg	☼	02/23/16 16:49	02/25/16 20:06	1
Calcium	8800		10	3.4	mg/Kg	☼	02/23/16 16:49	02/25/16 20:06	1
Chromium	4.2		0.52	0.089	mg/Kg	☼	02/23/16 16:49	02/25/16 20:06	1
Cobalt	2.1		0.26	0.059	mg/Kg	☼	02/23/16 16:49	02/25/16 20:06	1
Copper	4.8		0.52	0.11	mg/Kg	☼	02/23/16 16:49	02/25/16 20:06	1
Iron	4100		10	4.0	mg/Kg	☼	02/23/16 16:49	02/25/16 20:06	1
Lead	2.4		0.26	0.13	mg/Kg	☼	02/23/16 16:49	02/25/16 20:06	1
Magnesium	5400		5.2	2.1	mg/Kg	☼	02/23/16 16:49	02/25/16 20:06	1
Manganese	88		0.52	0.10	mg/Kg	☼	02/23/16 16:49	02/25/16 20:06	1
Nickel	6.0		0.52	0.14	mg/Kg	☼	02/23/16 16:49	02/25/16 20:06	1
Potassium	410		26	4.2	mg/Kg	☼	02/23/16 16:49	02/25/16 20:06	1
Selenium	<0.52		0.52	0.26	mg/Kg	☼	02/23/16 16:49	02/25/16 20:06	1
Silver	<0.26		0.26	0.061	mg/Kg	☼	02/23/16 16:49	02/25/16 20:06	1
Sodium	110		52	6.9	mg/Kg	☼	02/23/16 16:49	02/25/16 20:06	1
Thallium	<0.52		0.52	0.26	mg/Kg	☼	02/23/16 16:49	02/25/16 20:06	1
Vanadium	4.6		0.26	0.076	mg/Kg	☼	02/23/16 16:49	02/25/16 20:06	1
Zinc	9.6		1.0	0.33	mg/Kg	☼	02/23/16 16:49	02/25/16 20:06	1

Method: 6010B - Metals (ICP) - TCLP

Analyte	Result	Qualifier	RL	MDL	Unit	D	Prepared	Analyzed	Dil Fac
Barium	0.45	J	0.50	0.050	mg/L		02/21/16 16:00	02/22/16 20:04	1
Beryllium	<0.0040		0.0040	0.0040	mg/L		02/21/16 16:00	02/22/16 20:04	1
Boron	0.45	J	0.50	0.050	mg/L		02/21/16 16:00	02/22/16 20:04	1

TestAmerica Chicago

Client Sample Results

Client: Ecology and Environment, Inc.
Project/Site: IDOT - IL 38 - WO 008

TestAmerica Job ID: 500-107641-8

Client Sample ID: 3011-23-B01 (0-1)

Lab Sample ID: 500-107641-22

Date Collected: 02/16/16 11:05

Matrix: Solid

Date Received: 02/17/16 07:45

Percent Solids: 88.5

Method: 6010B - Metals (ICP) - TCLP (Continued)

Analyte	Result	Qualifier	RL	MDL	Unit	D	Prepared	Analyzed	Dil Fac
Cadmium	<0.0050		0.0050	0.0020	mg/L		02/21/16 16:00	02/22/16 20:04	1
Chromium	<0.025		0.025	0.010	mg/L		02/21/16 16:00	02/22/16 20:04	1
Cobalt	<0.025		0.025	0.010	mg/L		02/21/16 16:00	02/22/16 20:04	1
Iron	<0.40		0.40	0.20	mg/L		02/21/16 16:00	02/22/16 20:04	1
Lead	<0.0075		0.0075	0.0075	mg/L		02/21/16 16:00	02/22/16 20:04	1
Manganese	2.5		0.025	0.010	mg/L		02/21/16 16:00	02/22/16 20:04	1
Nickel	0.012	J	0.025	0.010	mg/L		02/21/16 16:00	02/22/16 20:04	1
Selenium	<0.050		0.050	0.020	mg/L		02/21/16 16:00	02/22/16 20:04	1
Silver	<0.025		0.025	0.010	mg/L		02/21/16 16:00	02/22/16 20:04	1
Zinc	0.89		0.50	0.020	mg/L		02/21/16 16:00	02/22/16 20:04	1

Method: 6010B - Metals (ICP) - SPLP East

Analyte	Result	Qualifier	RL	MDL	Unit	D	Prepared	Analyzed	Dil Fac
Manganese	<0.025		0.025	0.010	mg/L		02/23/16 09:23	02/25/16 05:50	1

Method: 6020A - Metals (ICP/MS) - TCLP

Analyte	Result	Qualifier	RL	MDL	Unit	D	Prepared	Analyzed	Dil Fac
Antimony	<0.0060		0.0060	0.0060	mg/L		02/21/16 16:00	02/22/16 18:40	1
Thallium	<0.0020		0.0020	0.0020	mg/L		02/21/16 16:00	02/22/16 18:40	1

Method: 7470A - TCLP Mercury - TCLP

Analyte	Result	Qualifier	RL	MDL	Unit	D	Prepared	Analyzed	Dil Fac
Mercury	<0.00020	^	0.00020	0.00020	mg/L		02/22/16 15:15	02/23/16 10:48	1

Method: 7471B - Mercury (CVAA)

Analyte	Result	Qualifier	RL	MDL	Unit	D	Prepared	Analyzed	Dil Fac
Mercury	0.0099	J	0.018	0.0094	mg/Kg	☼	02/23/16 15:15	02/24/16 09:57	1

General Chemistry

Analyte	Result	Qualifier	RL	MDL	Unit	D	Prepared	Analyzed	Dil Fac
pH	8.29		0.200	0.200	SU			02/19/16 20:21	1

Definitions/Glossary

Client: Ecology and Environment, Inc.
Project/Site: IDOT - IL 38 - WO 008

TestAmerica Job ID: 500-107641-8

Qualifiers

GC/MS VOA

Qualifier	Qualifier Description
*	LCS or LCSD is outside acceptance limits.

GC/MS Semi VOA

Qualifier	Qualifier Description
J	Result is less than the RL but greater than or equal to the MDL and the concentration is an approximate value.
X	Surrogate is outside control limits

Metals

Qualifier	Qualifier Description
J	Result is less than the RL but greater than or equal to the MDL and the concentration is an approximate value.
^	ICV,CCV,ICB,CCB, ISA, ISB, CRI, CRA, DLCK or MRL standard: Instrument related QC is outside acceptance limits.

Glossary

Abbreviation	These commonly used abbreviations may or may not be present in this report.
α	Listed under the "D" column to designate that the result is reported on a dry weight basis
%R	Percent Recovery
CFL	Contains Free Liquid
CNF	Contains no Free Liquid
DER	Duplicate error ratio (normalized absolute difference)
Dil Fac	Dilution Factor
DL, RA, RE, IN	Indicates a Dilution, Re-analysis, Re-extraction, or additional Initial metals/anion analysis of the sample
DLC	Decision level concentration
MDA	Minimum detectable activity
EDL	Estimated Detection Limit
MDC	Minimum detectable concentration
MDL	Method Detection Limit
ML	Minimum Level (Dioxin)
NC	Not Calculated
ND	Not detected at the reporting limit (or MDL or EDL if shown)
PQL	Practical Quantitation Limit
QC	Quality Control
RER	Relative error ratio
RL	Reporting Limit or Requested Limit (Radiochemistry)
RPD	Relative Percent Difference, a measure of the relative difference between two points
TEF	Toxicity Equivalent Factor (Dioxin)
TEQ	Toxicity Equivalent Quotient (Dioxin)

Certification Summary

Client: Ecology and Environment, Inc.
Project/Site: IDOT - IL 38 - WO 008

TestAmerica Job ID: 500-107641-8

Laboratory: TestAmerica Chicago

Unless otherwise noted, all analytes for this laboratory were covered under each certification below.

Authority	Program	EPA Region	Certification ID	Expiration Date
Illinois	NELAP	5	100201	04-30-16

The following analytes are included in this report, but certification is not offered by the governing authority:

Analysis Method	Prep Method	Matrix	Analyte
6020A	3010A	Solid	Antimony
6020A	3010A	Solid	Thallium
8260B	5035	Solid	1,3-Dichloropropene, Total
Moisture		Solid	Percent Moisture
Moisture		Solid	Percent Solids

TestAmerica

THE LEADER IN ENVIRONMENTAL TESTING

2417 Bond Street, University Park, IL 60484
 Phone: 708.534.5200 Fax: 708.534.5211

Report To _____ (optional)	Bill To _____ (optional)
Contact: _____	Contact: _____
Company: _____	Company: _____
Address: _____	Address: _____
Address: _____	Address: _____
Phone: _____	Phone: _____
Fax: _____	Fax: _____
E-Mail: _____	PO#/Reference# _____

Chain of Custody Record

Lab Job #: 500-107641

Chain of Custody Number: _____

Page _____ of _____

Temperature °C of Cooler: _____

Client		Client Project #		Preservative		Parameter		Matrix		Comments	
EE		1009341.0008.01									
Project Name		Lab Project #		Sampling		# of Containers		Matrix		Preservative Key	
FC38		50011864		Date Time		Matrix				1. HCL, Cool to 4° 2. H2SO4, Cool to 4° 3. HNO3, Cool to 4° 4. NaOH, Cool to 4° 5. NaOH/Zn, Cool to 4° 6. NaHSO4 7. Cool to 4° 8. None 9. Other	
Project Location/State		Lab PM									
Kane County, IL		D. Wright									
Sampler											
S. Cooper											
Lab ID	MS/MSD	Sample ID	Date	Time	# of Containers	Matrix					
022		3011-23-D01 (01)	2/16/16	1105	2	S	VOC	SUOC	TotH TA	metals	TCUP/PCR
							X	X	X	X	X
<i>CPA 2/16/16</i>											

Turnaround Time Required (Business Days):
 ___ 1 Day ___ 2 Days ___ 5 Days ___ 7 Days 10 Days ___ 15 Days ___ Other

Requested Due Date: _____

Sample Disposal:
 Return to Client Disposal by Lab Archive for _____ Months (A fee may be assessed if samples are retained longer than 1 month)

Relinquished By: <i>[Signature]</i>	Company: <i>EE</i>	Date: 2/16/16	Time: 1530	Received By: <i>[Signature]</i>	Company: <i>TA</i>	Date: 2/16/16	Time: 1530	Lab Courier: <i>TA</i>
Relinquished By: <i>[Signature]</i>	Company: <i>TA</i>	Date: 2/16/16	Time: 1715	Received By: <i>[Signature]</i>	Company: <i>TA-CRT</i>	Date: 2/17/16	Time: 0745	Shipped: _____
Relinquished By: _____	Company: _____	Date: _____	Time: _____	Received By: _____	Company: _____	Date: _____	Time: _____	Hand Delivered: _____

- Matrix Key
- WW - Wastewater
 - W - Water
 - S - Soil
 - SL - Sludge
 - MS - Miscellaneous
 - OL - Oil
 - A - Air
 - SE - Sediment
 - SO - Soil
 - L - Leachate
 - WI - Wipe
 - DW - Drinking Water
 - O - Other

Client Comments: _____

Lab Comments: _____

Login Sample Receipt Checklist

Client: Ecology and Environment, Inc.

Job Number: 500-107641-8

Login Number: 107641

List Source: TestAmerica Chicago

List Number: 1

Creator: Scott, Sherri L

Question	Answer	Comment
Radioactivity wasn't checked or is \leq background as measured by a survey meter.	True	
The cooler's custody seal, if present, is intact.	True	
Sample custody seals, if present, are intact.	True	
The cooler or samples do not appear to have been compromised or tampered with.	True	
Samples were received on ice.	True	
Cooler Temperature is acceptable.	True	
Cooler Temperature is recorded.	True	2.8,2.5,3.2,3.5
COC is present.	True	
COC is filled out in ink and legible.	True	
COC is filled out with all pertinent information.	True	
Is the Field Sampler's name present on COC?	True	
There are no discrepancies between the containers received and the COC.	True	
Samples are received within Holding Time (excluding tests with immediate HTs)	True	
Sample containers have legible labels.	True	
Containers are not broken or leaking.	True	
Sample collection date/times are provided.	True	
Appropriate sample containers are used.	True	
Sample bottles are completely filled.	True	
Sample Preservation Verified.	True	
There is sufficient vol. for all requested analyses, incl. any requested MS/MSDs	True	
Containers requiring zero headspace have no headspace or bubble is <math><6\text{mm}</math> (1/4").	N/A	
Multiphasic samples are not present.	True	
Samples do not require splitting or compositing.	True	
Residual Chlorine Checked.	N/A	



TestAmerica

THE LEADER IN ENVIRONMENTAL TESTING

ANALYTICAL REPORT

TestAmerica Laboratories, Inc.
TestAmerica Chicago
2417 Bond Street
University Park, IL 60484
Tel: (708)534-5200

TestAmerica Job ID: 500-107641-9
Client Project/Site: IDOT - IL 38 - WO 008

For:
Ecology and Environment, Inc.
33 West Monroe St.
Suite 1410
Chicago, Illinois 60603

Attn: Mr. Dean Tiebout

Jodie Bracken

Authorized for release by:
3/1/2016 5:27:43 PM
Jodie Bracken, Project Management Assistant II
jodie.bracken@testamericainc.com

Designee for
Richard Wright, Senior Project Manager
(708)534-5200
richard.wright@testamericainc.com

LINKS

Review your project
results through
TotalAccess

Have a Question?



Visit us at:
www.testamericainc.com

The test results in this report meet all 2003 NELAC and 2009 TNI requirements for accredited parameters, exceptions are noted in this report. This report may not be reproduced except in full, and with written approval from the laboratory. For questions please contact the Project Manager at the e-mail address or telephone number listed on this page.

This report has been electronically signed and authorized by the signatory. Electronic signature is intended to be the legally binding equivalent of a traditionally handwritten signature.

Results relate only to the items tested and the sample(s) as received by the laboratory.

1

2

3

4

5

6

7

8

9

10



Table of Contents

Cover Page	1
Table of Contents	2
Case Narrative	3
Detection Summary	4
Sample Summary	6
Client Sample Results	7
Definitions	15
Certification Summary	16
Chain of Custody	17
Receipt Checklists	18

Case Narrative

Client: Ecology and Environment, Inc.
Project/Site: IDOT - IL 38 - WO 008

TestAmerica Job ID: 500-107641-9

Job ID: 500-107641-9

Laboratory: TestAmerica Chicago

Narrative

Job Narrative 500-107641-9

Comments

No additional comments.

Receipt

The samples were received on 2/17/2016 7:45 AM; the samples arrived in good condition, properly preserved and, where required, on ice. The temperatures of the 4 coolers at receipt time were 2.5° C, 2.8° C, 3.2° C and 3.5° C.

GC/MS VOA

Method(s) 8260B: The following analyte recovered outside control limits for the LCS associated with 500-324044: Bromomethane. This is not indicative of a systematic control problem because this was a random marginal exceedance. Qualified results have been reported.

No additional analytical or quality issues were noted, other than those described above or in the Definitions/Glossary page.

GC/MS Semi VOA

Method(s) 8270D: The following sample contained one acid surrogate and/or one base/neutral surrogate outside acceptance limits: 3011-24-B01 (0-1) (500-107641-24). The laboratory's SOP allows one acid and one base/neutral surrogate to be outside acceptance limits; therefore, re-extraction was not performed. These results have been reported and qualified.

No additional analytical or quality issues were noted, other than those described above or in the Definitions/Glossary page.

Metals

Method(s) 6010B: The method blank for preparation batch 500-324173 and analytical batch 500-324528 contained Calcium and Magnesium above the reporting limit (RL). Associated samples 3011-24-B02 (0-1) (500-107641-23) and 3011-24-B01 (0-1) (500-107641-24) were not re-extracted and/or re-analyzed because results were greater than 10X the value found in the method blank.

No additional analytical or quality issues were noted, other than those described above or in the Definitions/Glossary page.

General Chemistry

No analytical or quality issues were noted, other than those described in the Definitions/Glossary page.

Organic Prep

No analytical or quality issues were noted, other than those described in the Definitions/Glossary page.

Detection Summary

Client: Ecology and Environment, Inc.
Project/Site: IDOT - IL 38 - WO 008

TestAmerica Job ID: 500-107641-9

Client Sample ID: 3011-24-B02 (0-1)

Lab Sample ID: 500-107641-23

Analyte	Result	Qualifier	RL	MDL	Unit	Dil Fac	D	Method	Prep Type
Phenanthrene	0.023	J	0.036	0.0050	mg/Kg	1	☼	8270D	Total/NA
Fluoranthene	0.047		0.036	0.0067	mg/Kg	1	☼	8270D	Total/NA
Pyrene	0.079		0.036	0.0071	mg/Kg	1	☼	8270D	Total/NA
Benzo[a]anthracene	0.023	J	0.036	0.0048	mg/Kg	1	☼	8270D	Total/NA
Chrysene	0.036		0.036	0.0098	mg/Kg	1	☼	8270D	Total/NA
Bis(2-ethylhexyl) phtalate	0.074	J	0.18	0.066	mg/Kg	1	☼	8270D	Total/NA
Benzo[b]fluoranthene	0.072		0.036	0.0077	mg/Kg	1	☼	8270D	Total/NA
Benzo[k]fluoranthene	0.025	J	0.036	0.011	mg/Kg	1	☼	8270D	Total/NA
Benzo[a]pyrene	0.035	J	0.036	0.0069	mg/Kg	1	☼	8270D	Total/NA
Indeno[1,2,3-cd]pyrene	0.016	J	0.036	0.0093	mg/Kg	1	☼	8270D	Total/NA
Benzo[g,h,i]perylene	0.023	J	0.036	0.012	mg/Kg	1	☼	8270D	Total/NA
Arsenic	5.4		0.50	0.23	mg/Kg	1	☼	6010B	Total/NA
Barium	52		0.50	0.092	mg/Kg	1	☼	6010B	Total/NA
Beryllium	0.73		0.20	0.044	mg/Kg	1	☼	6010B	Total/NA
Boron	8.3		2.5	0.35	mg/Kg	1	☼	6010B	Total/NA
Calcium	150000	B	100	32	mg/Kg	10	☼	6010B	Total/NA
Chromium	18		0.50	0.087	mg/Kg	1	☼	6010B	Total/NA
Cobalt	14		0.25	0.057	mg/Kg	1	☼	6010B	Total/NA
Copper	22		0.50	0.11	mg/Kg	1	☼	6010B	Total/NA
Iron	17000		10	3.9	mg/Kg	1	☼	6010B	Total/NA
Lead	13		0.25	0.13	mg/Kg	1	☼	6010B	Total/NA
Magnesium	25000		5.0	2.0	mg/Kg	1	☼	6010B	Total/NA
Manganese	390		0.50	0.10	mg/Kg	1	☼	6010B	Total/NA
Nickel	36		0.50	0.14	mg/Kg	1	☼	6010B	Total/NA
Potassium	2200		25	4.1	mg/Kg	1	☼	6010B	Total/NA
Sodium	520		50	6.6	mg/Kg	1	☼	6010B	Total/NA
Vanadium	20		0.25	0.073	mg/Kg	1	☼	6010B	Total/NA
Zinc	52		1.0	0.32	mg/Kg	1	☼	6010B	Total/NA
Barium	0.27	J	0.50	0.050	mg/L	1		6010B	TCLP
Boron	0.41	J	0.50	0.050	mg/L	1		6010B	TCLP
Lead	0.0095		0.0075	0.0075	mg/L	1		6010B	TCLP
Manganese	1.5		0.025	0.010	mg/L	1		6010B	TCLP
Nickel	0.015	J	0.025	0.010	mg/L	1		6010B	TCLP
Zinc	0.12	J	0.50	0.020	mg/L	1		6010B	TCLP
pH	8.42		0.200	0.200	SU	1		9045D	Total/NA

Client Sample ID: 3011-24-B01 (0-1)

Lab Sample ID: 500-107641-24

Analyte	Result	Qualifier	RL	MDL	Unit	Dil Fac	D	Method	Prep Type
Phenanthrene	0.074		0.038	0.0054	mg/Kg	1	☼	8270D	Total/NA
Anthracene	0.016	J	0.038	0.0065	mg/Kg	1	☼	8270D	Total/NA
Fluoranthene	0.085		0.038	0.0072	mg/Kg	1	☼	8270D	Total/NA
Pyrene	0.23		0.038	0.0077	mg/Kg	1	☼	8270D	Total/NA
Benzo[a]anthracene	0.067		0.038	0.0052	mg/Kg	1	☼	8270D	Total/NA
Chrysene	0.085		0.038	0.011	mg/Kg	1	☼	8270D	Total/NA
Benzo[b]fluoranthene	0.11		0.038	0.0083	mg/Kg	1	☼	8270D	Total/NA
Benzo[k]fluoranthene	0.051		0.038	0.011	mg/Kg	1	☼	8270D	Total/NA
Benzo[a]pyrene	0.069		0.038	0.0075	mg/Kg	1	☼	8270D	Total/NA
Indeno[1,2,3-cd]pyrene	0.070		0.038	0.010	mg/Kg	1	☼	8270D	Total/NA
Benzo[g,h,i]perylene	0.090		0.038	0.012	mg/Kg	1	☼	8270D	Total/NA

This Detection Summary does not include radiochemical test results.

TestAmerica Chicago

Detection Summary

Client: Ecology and Environment, Inc.
 Project/Site: IDOT - IL 38 - WO 008

TestAmerica Job ID: 500-107641-9

Client Sample ID: 3011-24-B01 (0-1) (Continued)

Lab Sample ID: 500-107641-24

Analyte	Result	Qualifier	RL	MDL	Unit	Dil Fac	D	Method	Prep Type
Antimony	3.7		1.1	0.23	mg/Kg	1	☼	6010B	Total/NA
Arsenic	11		0.57	0.26	mg/Kg	1	☼	6010B	Total/NA
Barium	150		0.57	0.10	mg/Kg	1	☼	6010B	Total/NA
Beryllium	3.1		0.23	0.049	mg/Kg	1	☼	6010B	Total/NA
Boron	45		2.8	0.40	mg/Kg	1	☼	6010B	Total/NA
Cadmium	2.1		0.11	0.033	mg/Kg	1	☼	6010B	Total/NA
Calcium	120000	B	110	36	mg/Kg	10	☼	6010B	Total/NA
Chromium	32		0.57	0.097	mg/Kg	1	☼	6010B	Total/NA
Cobalt	45		0.28	0.064	mg/Kg	1	☼	6010B	Total/NA
Copper	36		0.57	0.12	mg/Kg	1	☼	6010B	Total/NA
Iron	21000		11	4.4	mg/Kg	1	☼	6010B	Total/NA
Lead	20		0.28	0.14	mg/Kg	1	☼	6010B	Total/NA
Magnesium	27000		5.7	2.3	mg/Kg	1	☼	6010B	Total/NA
Manganese	450		0.57	0.11	mg/Kg	1	☼	6010B	Total/NA
Nickel	72		0.57	0.15	mg/Kg	1	☼	6010B	Total/NA
Potassium	4000		28	4.6	mg/Kg	1	☼	6010B	Total/NA
Selenium	4.0		0.57	0.28	mg/Kg	1	☼	6010B	Total/NA
Silver	2.1		0.28	0.066	mg/Kg	1	☼	6010B	Total/NA
Sodium	1100		57	7.5	mg/Kg	1	☼	6010B	Total/NA
Thallium	5.2		0.57	0.28	mg/Kg	1	☼	6010B	Total/NA
Vanadium	49		0.28	0.083	mg/Kg	1	☼	6010B	Total/NA
Zinc	93		1.1	0.36	mg/Kg	1	☼	6010B	Total/NA
Barium	0.35	J	0.50	0.050	mg/L	1		6010B	TCLP
Boron	0.47	J	0.50	0.050	mg/L	1		6010B	TCLP
Manganese	1.2		0.025	0.010	mg/L	1		6010B	TCLP
Nickel	0.011	J	0.025	0.010	mg/L	1		6010B	TCLP
Zinc	0.61		0.50	0.020	mg/L	1		6010B	TCLP
Manganese	0.16		0.025	0.010	mg/L	1		6010B	SPLP East
Mercury	0.016	J	0.018	0.0093	mg/Kg	1	☼	7471B	Total/NA
pH	8.61		0.200	0.200	SU	1		9045D	Total/NA

This Detection Summary does not include radiochemical test results.

TestAmerica Chicago

Sample Summary

Client: Ecology and Environment, Inc.
Project/Site: IDOT - IL 38 - WO 008

TestAmerica Job ID: 500-107641-9

Lab Sample ID	Client Sample ID	Matrix	Collected	Received
500-107641-23	3011-24-B02 (0-1)	Solid	02/16/16 10:45	02/17/16 07:45
500-107641-24	3011-24-B01 (0-1)	Solid	02/16/16 10:55	02/17/16 07:45

1

2

3

4

5

6

7

8

9

10

Client Sample Results

Client: Ecology and Environment, Inc.
Project/Site: IDOT - IL 38 - WO 008

TestAmerica Job ID: 500-107641-9

Client Sample ID: 3011-24-B02 (0-1)

Lab Sample ID: 500-107641-23

Date Collected: 02/16/16 10:45

Matrix: Solid

Date Received: 02/17/16 07:45

Percent Solids: 92.3

Method: 8260B - Volatile Organic Compounds (GC/MS)

Analyte	Result	Qualifier	RL	MDL	Unit	D	Prepared	Analyzed	Dil Fac
Acetone	<0.016		0.016	0.0031	mg/Kg	☼	02/17/16 08:40	02/23/16 14:44	1
Benzene	<0.0040		0.0040	0.00090	mg/Kg	☼	02/17/16 08:40	02/23/16 14:44	1
Bromodichloromethane	<0.0040		0.0040	0.00068	mg/Kg	☼	02/17/16 08:40	02/23/16 14:44	1
Bromoform	<0.0040		0.0040	0.00082	mg/Kg	☼	02/17/16 08:40	02/23/16 14:44	1
Bromomethane	<0.0040		0.0040	0.0015	mg/Kg	☼	02/17/16 08:40	02/23/16 14:44	1
2-Butanone (MEK)	<0.0040		0.0040	0.0014	mg/Kg	☼	02/17/16 08:40	02/23/16 14:44	1
Carbon disulfide	<0.0040		0.0040	0.0015	mg/Kg	☼	02/17/16 08:40	02/23/16 14:44	1
Carbon tetrachloride	<0.0040		0.0040	0.00086	mg/Kg	☼	02/17/16 08:40	02/23/16 14:44	1
Chlorobenzene	<0.0040		0.0040	0.00095	mg/Kg	☼	02/17/16 08:40	02/23/16 14:44	1
Chloroethane	<0.0040		0.0040	0.0017	mg/Kg	☼	02/17/16 08:40	02/23/16 14:44	1
Chloroform	<0.0040		0.0040	0.00079	mg/Kg	☼	02/17/16 08:40	02/23/16 14:44	1
Chloromethane	<0.0040		0.0040	0.00097	mg/Kg	☼	02/17/16 08:40	02/23/16 14:44	1
cis-1,2-Dichloroethene	<0.0040		0.0040	0.00082	mg/Kg	☼	02/17/16 08:40	02/23/16 14:44	1
cis-1,3-Dichloropropene	<0.0040		0.0040	0.00092	mg/Kg	☼	02/17/16 08:40	02/23/16 14:44	1
Dibromochloromethane	<0.0040		0.0040	0.00046	mg/Kg	☼	02/17/16 08:40	02/23/16 14:44	1
1,1-Dichloroethane	<0.0040		0.0040	0.00083	mg/Kg	☼	02/17/16 08:40	02/23/16 14:44	1
1,2-Dichloroethane	<0.0040		0.0040	0.00060	mg/Kg	☼	02/17/16 08:40	02/23/16 14:44	1
1,1-Dichloroethene	<0.0040		0.0040	0.0015	mg/Kg	☼	02/17/16 08:40	02/23/16 14:44	1
1,2-Dichloropropane	<0.0040		0.0040	0.0011	mg/Kg	☼	02/17/16 08:40	02/23/16 14:44	1
1,3-Dichloropropane, Total	<0.0040		0.0040	0.0011	mg/Kg	☼	02/17/16 08:40	02/23/16 14:44	1
Ethylbenzene	<0.0040		0.0040	0.0010	mg/Kg	☼	02/17/16 08:40	02/23/16 14:44	1
2-Hexanone	<0.0040		0.0040	0.0012	mg/Kg	☼	02/17/16 08:40	02/23/16 14:44	1
Methylene Chloride	<0.0040		0.0040	0.0030	mg/Kg	☼	02/17/16 08:40	02/23/16 14:44	1
4-Methyl-2-pentanone (MIBK)	<0.0040		0.0040	0.00083	mg/Kg	☼	02/17/16 08:40	02/23/16 14:44	1
Methyl tert-butyl ether	<0.0040		0.0040	0.00095	mg/Kg	☼	02/17/16 08:40	02/23/16 14:44	1
Styrene	<0.0040		0.0040	0.00094	mg/Kg	☼	02/17/16 08:40	02/23/16 14:44	1
1,1,2,2-Tetrachloroethane	<0.0040		0.0040	0.00064	mg/Kg	☼	02/17/16 08:40	02/23/16 14:44	1
Tetrachloroethene	<0.0040		0.0040	0.00084	mg/Kg	☼	02/17/16 08:40	02/23/16 14:44	1
Toluene	<0.0040		0.0040	0.0014	mg/Kg	☼	02/17/16 08:40	02/23/16 14:44	1
trans-1,2-Dichloroethene	<0.0040		0.0040	0.0010	mg/Kg	☼	02/17/16 08:40	02/23/16 14:44	1
trans-1,3-Dichloropropene	<0.0040		0.0040	0.0011	mg/Kg	☼	02/17/16 08:40	02/23/16 14:44	1
1,1,1-Trichloroethane	<0.0040		0.0040	0.00094	mg/Kg	☼	02/17/16 08:40	02/23/16 14:44	1
1,1,2-Trichloroethane	<0.0040		0.0040	0.00078	mg/Kg	☼	02/17/16 08:40	02/23/16 14:44	1
Trichloroethene	<0.0040		0.0040	0.0011	mg/Kg	☼	02/17/16 08:40	02/23/16 14:44	1
Vinyl acetate	<0.0040		0.0040	0.0011	mg/Kg	☼	02/17/16 08:40	02/23/16 14:44	1
Vinyl chloride	<0.0040		0.0040	0.00096	mg/Kg	☼	02/17/16 08:40	02/23/16 14:44	1
Xylenes, Total	<0.0081		0.0081	0.0015	mg/Kg	☼	02/17/16 08:40	02/23/16 14:44	1

Surrogate	%Recovery	Qualifier	Limits	Prepared	Analyzed	Dil Fac
4-Bromofluorobenzene (Surr)	96		70 - 122	02/17/16 08:40	02/23/16 14:44	1
Dibromofluoromethane	104		75 - 120	02/17/16 08:40	02/23/16 14:44	1
1,2-Dichloroethane-d4 (Surr)	107		70 - 134	02/17/16 08:40	02/23/16 14:44	1
Toluene-d8 (Surr)	108		75 - 122	02/17/16 08:40	02/23/16 14:44	1

Method: 8270D - Semivolatile Organic Compounds (GC/MS)

Analyte	Result	Qualifier	RL	MDL	Unit	D	Prepared	Analyzed	Dil Fac
Phenol	<0.18		0.18	0.080	mg/Kg	☼	02/18/16 18:29	02/28/16 22:50	1
Bis(2-chloroethyl)ether	<0.18		0.18	0.054	mg/Kg	☼	02/18/16 18:29	02/28/16 22:50	1
1,3-Dichlorobenzene	<0.18		0.18	0.040	mg/Kg	☼	02/18/16 18:29	02/28/16 22:50	1
1,4-Dichlorobenzene	<0.18		0.18	0.046	mg/Kg	☼	02/18/16 18:29	02/28/16 22:50	1

TestAmerica Chicago

Client Sample Results

Client: Ecology and Environment, Inc.
Project/Site: IDOT - IL 38 - WO 008

TestAmerica Job ID: 500-107641-9

Client Sample ID: 3011-24-B02 (0-1)

Lab Sample ID: 500-107641-23

Date Collected: 02/16/16 10:45

Matrix: Solid

Date Received: 02/17/16 07:45

Percent Solids: 92.3

Method: 8270D - Semivolatile Organic Compounds (GC/MS) (Continued)

Analyte	Result	Qualifier	RL	MDL	Unit	D	Prepared	Analyzed	Dil Fac
1,2-Dichlorobenzene	<0.18		0.18	0.043	mg/Kg	☼	02/18/16 18:29	02/28/16 22:50	1
2-Methylphenol	<0.18		0.18	0.058	mg/Kg	☼	02/18/16 18:29	02/28/16 22:50	1
2,2'-oxybis[1-chloropropane]	<0.18		0.18	0.042	mg/Kg	☼	02/18/16 18:29	02/28/16 22:50	1
N-Nitrosodi-n-propylamine	<0.072		0.072	0.044	mg/Kg	☼	02/18/16 18:29	02/28/16 22:50	1
Hexachloroethane	<0.18		0.18	0.055	mg/Kg	☼	02/18/16 18:29	02/28/16 22:50	1
2-Chlorophenol	<0.18		0.18	0.061	mg/Kg	☼	02/18/16 18:29	02/28/16 22:50	1
Nitrobenzene	<0.036		0.036	0.0090	mg/Kg	☼	02/18/16 18:29	02/28/16 22:50	1
Bis(2-chloroethoxy)methane	<0.18		0.18	0.037	mg/Kg	☼	02/18/16 18:29	02/28/16 22:50	1
1,2,4-Trichlorobenzene	<0.18		0.18	0.039	mg/Kg	☼	02/18/16 18:29	02/28/16 22:50	1
Isophorone	<0.18		0.18	0.040	mg/Kg	☼	02/18/16 18:29	02/28/16 22:50	1
2,4-Dimethylphenol	<0.36		0.36	0.14	mg/Kg	☼	02/18/16 18:29	02/28/16 22:50	1
Hexachlorobutadiene	<0.18		0.18	0.056	mg/Kg	☼	02/18/16 18:29	02/28/16 22:50	1
Naphthalene	<0.036		0.036	0.0055	mg/Kg	☼	02/18/16 18:29	02/28/16 22:50	1
2,4-Dichlorophenol	<0.36		0.36	0.085	mg/Kg	☼	02/18/16 18:29	02/28/16 22:50	1
4-Chloroaniline	<0.72		0.72	0.17	mg/Kg	☼	02/18/16 18:29	02/28/16 22:50	1
2,4,6-Trichlorophenol	<0.36		0.36	0.12	mg/Kg	☼	02/18/16 18:29	02/28/16 22:50	1
2,4,5-Trichlorophenol	<0.36		0.36	0.082	mg/Kg	☼	02/18/16 18:29	02/28/16 22:50	1
Hexachlorocyclopentadiene	<0.72		0.72	0.21	mg/Kg	☼	02/18/16 18:29	02/28/16 22:50	1
2-Methylnaphthalene	<0.036		0.036	0.0066	mg/Kg	☼	02/18/16 18:29	02/28/16 22:50	1
2-Nitroaniline	<0.18		0.18	0.048	mg/Kg	☼	02/18/16 18:29	02/28/16 22:50	1
2-Chloronaphthalene	<0.18		0.18	0.040	mg/Kg	☼	02/18/16 18:29	02/28/16 22:50	1
4-Chloro-3-methylphenol	<0.36		0.36	0.12	mg/Kg	☼	02/18/16 18:29	02/28/16 22:50	1
2,6-Dinitrotoluene	<0.18		0.18	0.071	mg/Kg	☼	02/18/16 18:29	02/28/16 22:50	1
2-Nitrophenol	<0.36		0.36	0.085	mg/Kg	☼	02/18/16 18:29	02/28/16 22:50	1
3-Nitroaniline	<0.36		0.36	0.11	mg/Kg	☼	02/18/16 18:29	02/28/16 22:50	1
Dimethyl phthalate	<0.18		0.18	0.047	mg/Kg	☼	02/18/16 18:29	02/28/16 22:50	1
2,4-Dinitrophenol	<0.72		0.72	0.63	mg/Kg	☼	02/18/16 18:29	02/28/16 22:50	1
Acenaphthylene	<0.036		0.036	0.0047	mg/Kg	☼	02/18/16 18:29	02/28/16 22:50	1
2,4-Dinitrotoluene	<0.18		0.18	0.057	mg/Kg	☼	02/18/16 18:29	02/28/16 22:50	1
Acenaphthene	<0.036		0.036	0.0064	mg/Kg	☼	02/18/16 18:29	02/28/16 22:50	1
Dibenzofuran	<0.18		0.18	0.042	mg/Kg	☼	02/18/16 18:29	02/28/16 22:50	1
4-Nitrophenol	<0.72		0.72	0.34	mg/Kg	☼	02/18/16 18:29	02/28/16 22:50	1
Fluorene	<0.036		0.036	0.0050	mg/Kg	☼	02/18/16 18:29	02/28/16 22:50	1
4-Nitroaniline	<0.36		0.36	0.15	mg/Kg	☼	02/18/16 18:29	02/28/16 22:50	1
4-Bromophenyl phenyl ether	<0.18		0.18	0.047	mg/Kg	☼	02/18/16 18:29	02/28/16 22:50	1
Hexachlorobenzene	<0.072		0.072	0.0083	mg/Kg	☼	02/18/16 18:29	02/28/16 22:50	1
Diethyl phthalate	<0.18		0.18	0.061	mg/Kg	☼	02/18/16 18:29	02/28/16 22:50	1
4-Chlorophenyl phenyl ether	<0.18		0.18	0.042	mg/Kg	☼	02/18/16 18:29	02/28/16 22:50	1
Pentachlorophenol	<0.72		0.72	0.58	mg/Kg	☼	02/18/16 18:29	02/28/16 22:50	1
N-Nitrosodiphenylamine	<0.18		0.18	0.042	mg/Kg	☼	02/18/16 18:29	02/28/16 22:50	1
4,6-Dinitro-2-methylphenol	<0.72		0.72	0.29	mg/Kg	☼	02/18/16 18:29	02/28/16 22:50	1
Phenanthrene	0.023	J	0.036	0.0050	mg/Kg	☼	02/18/16 18:29	02/28/16 22:50	1
Anthracene	<0.036		0.036	0.0060	mg/Kg	☼	02/18/16 18:29	02/28/16 22:50	1
Carbazole	<0.18		0.18	0.090	mg/Kg	☼	02/18/16 18:29	02/28/16 22:50	1
Di-n-butyl phthalate	<0.18		0.18	0.055	mg/Kg	☼	02/18/16 18:29	02/28/16 22:50	1
Fluoranthene	0.047		0.036	0.0067	mg/Kg	☼	02/18/16 18:29	02/28/16 22:50	1
Pyrene	0.079		0.036	0.0071	mg/Kg	☼	02/18/16 18:29	02/28/16 22:50	1
Butyl benzyl phthalate	<0.18		0.18	0.068	mg/Kg	☼	02/18/16 18:29	02/28/16 22:50	1
Benzo[a]anthracene	0.023	J	0.036	0.0048	mg/Kg	☼	02/18/16 18:29	02/28/16 22:50	1

TestAmerica Chicago

Client Sample Results

Client: Ecology and Environment, Inc.
Project/Site: IDOT - IL 38 - WO 008

TestAmerica Job ID: 500-107641-9

Client Sample ID: 3011-24-B02 (0-1)

Lab Sample ID: 500-107641-23

Date Collected: 02/16/16 10:45

Matrix: Solid

Date Received: 02/17/16 07:45

Percent Solids: 92.3

Method: 8270D - Semivolatile Organic Compounds (GC/MS) (Continued)

Analyte	Result	Qualifier	RL	MDL	Unit	D	Prepared	Analyzed	Dil Fac
Chrysene	0.036		0.036	0.0098	mg/Kg	☼	02/18/16 18:29	02/28/16 22:50	1
3,3'-Dichlorobenzidine	<0.18		0.18	0.050	mg/Kg	☼	02/18/16 18:29	02/28/16 22:50	1
Bis(2-ethylhexyl) phthalate	0.074	J	0.18	0.066	mg/Kg	☼	02/18/16 18:29	02/28/16 22:50	1
Di-n-octyl phthalate	<0.18		0.18	0.059	mg/Kg	☼	02/18/16 18:29	02/28/16 22:50	1
Benzo[b]fluoranthene	0.072		0.036	0.0077	mg/Kg	☼	02/18/16 18:29	02/28/16 22:50	1
Benzo[k]fluoranthene	0.025	J	0.036	0.011	mg/Kg	☼	02/18/16 18:29	02/28/16 22:50	1
Benzo[a]pyrene	0.035	J	0.036	0.0069	mg/Kg	☼	02/18/16 18:29	02/28/16 22:50	1
Indeno[1,2,3-cd]pyrene	0.016	J	0.036	0.0093	mg/Kg	☼	02/18/16 18:29	02/28/16 22:50	1
Dibenz(a,h)anthracene	<0.036		0.036	0.0069	mg/Kg	☼	02/18/16 18:29	02/28/16 22:50	1
Benzo[g,h,i]perylene	0.023	J	0.036	0.012	mg/Kg	☼	02/18/16 18:29	02/28/16 22:50	1
3 & 4 Methylphenol	<0.18		0.18	0.060	mg/Kg	☼	02/18/16 18:29	02/28/16 22:50	1

Surrogate	%Recovery	Qualifier	Limits	Prepared	Analyzed	Dil Fac
2-Fluorophenol	81		25 - 110	02/18/16 18:29	02/28/16 22:50	1
Phenol-d5	80		31 - 110	02/18/16 18:29	02/28/16 22:50	1
Nitrobenzene-d5	62		25 - 115	02/18/16 18:29	02/28/16 22:50	1
2-Fluorobiphenyl	68		25 - 119	02/18/16 18:29	02/28/16 22:50	1
2,4,6-Tribromophenol	62		35 - 137	02/18/16 18:29	02/28/16 22:50	1
Terphenyl-d14	129		36 - 134	02/18/16 18:29	02/28/16 22:50	1

Method: 6010B - Metals (ICP)

Analyte	Result	Qualifier	RL	MDL	Unit	D	Prepared	Analyzed	Dil Fac
Antimony	<1.0		1.0	0.21	mg/Kg	☼	02/23/16 16:49	02/25/16 20:10	1
Arsenic	5.4		0.50	0.23	mg/Kg	☼	02/23/16 16:49	02/25/16 20:10	1
Barium	52		0.50	0.092	mg/Kg	☼	02/23/16 16:49	02/25/16 20:10	1
Beryllium	0.73		0.20	0.044	mg/Kg	☼	02/23/16 16:49	02/25/16 20:10	1
Boron	8.3		2.5	0.35	mg/Kg	☼	02/23/16 16:49	02/25/16 20:10	1
Cadmium	<0.10		0.10	0.029	mg/Kg	☼	02/23/16 16:49	02/25/16 20:10	1
Calcium	150000	B	100	32	mg/Kg	☼	02/23/16 16:49	02/26/16 15:04	10
Chromium	18		0.50	0.087	mg/Kg	☼	02/23/16 16:49	02/25/16 20:10	1
Cobalt	14		0.25	0.057	mg/Kg	☼	02/23/16 16:49	02/25/16 20:10	1
Copper	22		0.50	0.11	mg/Kg	☼	02/23/16 16:49	02/25/16 20:10	1
Iron	17000		10	3.9	mg/Kg	☼	02/23/16 16:49	02/25/16 20:10	1
Lead	13		0.25	0.13	mg/Kg	☼	02/23/16 16:49	02/25/16 20:10	1
Magnesium	25000		5.0	2.0	mg/Kg	☼	02/23/16 16:49	02/25/16 20:10	1
Manganese	390		0.50	0.10	mg/Kg	☼	02/23/16 16:49	02/25/16 20:10	1
Nickel	36		0.50	0.14	mg/Kg	☼	02/23/16 16:49	02/25/16 20:10	1
Potassium	2200		25	4.1	mg/Kg	☼	02/23/16 16:49	02/25/16 20:10	1
Selenium	<0.50		0.50	0.25	mg/Kg	☼	02/23/16 16:49	02/25/16 20:10	1
Silver	<0.25		0.25	0.059	mg/Kg	☼	02/23/16 16:49	02/25/16 20:10	1
Sodium	520		50	6.6	mg/Kg	☼	02/23/16 16:49	02/25/16 20:10	1
Thallium	<0.50		0.50	0.25	mg/Kg	☼	02/23/16 16:49	02/25/16 20:10	1
Vanadium	20		0.25	0.073	mg/Kg	☼	02/23/16 16:49	02/25/16 20:10	1
Zinc	52		1.0	0.32	mg/Kg	☼	02/23/16 16:49	02/25/16 20:10	1

Method: 6010B - Metals (ICP) - TCLP

Analyte	Result	Qualifier	RL	MDL	Unit	D	Prepared	Analyzed	Dil Fac
Barium	0.27	J	0.50	0.050	mg/L		02/21/16 16:00	02/22/16 20:26	1
Beryllium	<0.0040		0.0040	0.0040	mg/L		02/21/16 16:00	02/22/16 20:26	1
Boron	0.41	J	0.50	0.050	mg/L		02/21/16 16:00	02/22/16 20:26	1

TestAmerica Chicago

Client Sample Results

Client: Ecology and Environment, Inc.
Project/Site: IDOT - IL 38 - WO 008

TestAmerica Job ID: 500-107641-9

Client Sample ID: 3011-24-B02 (0-1)

Lab Sample ID: 500-107641-23

Date Collected: 02/16/16 10:45

Matrix: Solid

Date Received: 02/17/16 07:45

Percent Solids: 92.3

Method: 6010B - Metals (ICP) - TCLP (Continued)

Analyte	Result	Qualifier	RL	MDL	Unit	D	Prepared	Analyzed	Dil Fac
Cadmium	<0.0050		0.0050	0.0020	mg/L	-	02/21/16 16:00	02/22/16 20:26	1
Chromium	<0.025		0.025	0.010	mg/L	-	02/21/16 16:00	02/22/16 20:26	1
Cobalt	<0.025		0.025	0.010	mg/L	-	02/21/16 16:00	02/22/16 20:26	1
Iron	<0.40		0.40	0.20	mg/L	-	02/21/16 16:00	02/22/16 20:26	1
Lead	0.0095		0.0075	0.0075	mg/L	-	02/21/16 16:00	02/22/16 20:26	1
Manganese	1.5		0.025	0.010	mg/L	-	02/21/16 16:00	02/22/16 20:26	1
Nickel	0.015	J	0.025	0.010	mg/L	-	02/21/16 16:00	02/22/16 20:26	1
Selenium	<0.050		0.050	0.020	mg/L	-	02/21/16 16:00	02/22/16 20:26	1
Silver	<0.025		0.025	0.010	mg/L	-	02/21/16 16:00	02/22/16 20:26	1
Zinc	0.12	J	0.50	0.020	mg/L	-	02/21/16 16:00	02/22/16 20:26	1

Method: 6010B - SPLP Metals - SPLP East

Analyte	Result	Qualifier	RL	MDL	Unit	D	Prepared	Analyzed	Dil Fac
Lead	<0.0075		0.0075	0.0075	mg/L	-	02/23/16 09:23	02/25/16 05:57	1
Manganese	<0.025		0.025	0.010	mg/L	-	02/23/16 09:23	02/25/16 05:57	1

Method: 6020A - Metals (ICP/MS) - TCLP

Analyte	Result	Qualifier	RL	MDL	Unit	D	Prepared	Analyzed	Dil Fac
Antimony	<0.0060		0.0060	0.0060	mg/L	-	02/21/16 16:00	02/22/16 18:44	1
Thallium	<0.0020		0.0020	0.0020	mg/L	-	02/21/16 16:00	02/22/16 18:44	1

Method: 7470A - TCLP Mercury - TCLP

Analyte	Result	Qualifier	RL	MDL	Unit	D	Prepared	Analyzed	Dil Fac
Mercury	<0.00020	^	0.00020	0.00020	mg/L	-	02/22/16 15:15	02/23/16 10:57	1

Method: 7471B - Mercury (CVAA)

Analyte	Result	Qualifier	RL	MDL	Unit	D	Prepared	Analyzed	Dil Fac
Mercury	<0.017		0.017	0.0087	mg/Kg	☼	02/23/16 15:15	02/24/16 09:59	1

General Chemistry

Analyte	Result	Qualifier	RL	MDL	Unit	D	Prepared	Analyzed	Dil Fac
pH	8.42		0.200	0.200	SU	-		02/19/16 20:31	1

Client Sample Results

Client: Ecology and Environment, Inc.
Project/Site: IDOT - IL 38 - WO 008

TestAmerica Job ID: 500-107641-9

Client Sample ID: 3011-24-B01 (0-1)

Lab Sample ID: 500-107641-24

Date Collected: 02/16/16 10:55

Matrix: Solid

Date Received: 02/17/16 07:45

Percent Solids: 85.3

Method: 8260B - Volatile Organic Compounds (GC/MS)

Analyte	Result	Qualifier	RL	MDL	Unit	D	Prepared	Analyzed	Dil Fac
Acetone	<0.017		0.017	0.0034	mg/Kg	☼	02/17/16 08:40	02/23/16 15:09	1
Benzene	<0.0044		0.0044	0.00097	mg/Kg	☼	02/17/16 08:40	02/23/16 15:09	1
Bromodichloromethane	<0.0044		0.0044	0.00074	mg/Kg	☼	02/17/16 08:40	02/23/16 15:09	1
Bromoform	<0.0044		0.0044	0.00089	mg/Kg	☼	02/17/16 08:40	02/23/16 15:09	1
Bromomethane	<0.0044		0.0044	0.0016	mg/Kg	☼	02/17/16 08:40	02/23/16 15:09	1
2-Butanone (MEK)	<0.0044		0.0044	0.0016	mg/Kg	☼	02/17/16 08:40	02/23/16 15:09	1
Carbon disulfide	<0.0044		0.0044	0.0016	mg/Kg	☼	02/17/16 08:40	02/23/16 15:09	1
Carbon tetrachloride	<0.0044		0.0044	0.00094	mg/Kg	☼	02/17/16 08:40	02/23/16 15:09	1
Chlorobenzene	<0.0044		0.0044	0.0010	mg/Kg	☼	02/17/16 08:40	02/23/16 15:09	1
Chloroethane	<0.0044		0.0044	0.0018	mg/Kg	☼	02/17/16 08:40	02/23/16 15:09	1
Chloroform	<0.0044		0.0044	0.00085	mg/Kg	☼	02/17/16 08:40	02/23/16 15:09	1
Chloromethane	<0.0044		0.0044	0.0010	mg/Kg	☼	02/17/16 08:40	02/23/16 15:09	1
cis-1,2-Dichloroethene	<0.0044		0.0044	0.00089	mg/Kg	☼	02/17/16 08:40	02/23/16 15:09	1
cis-1,3-Dichloropropene	<0.0044		0.0044	0.0010	mg/Kg	☼	02/17/16 08:40	02/23/16 15:09	1
Dibromochloromethane	<0.0044		0.0044	0.00050	mg/Kg	☼	02/17/16 08:40	02/23/16 15:09	1
1,1-Dichloroethane	<0.0044		0.0044	0.00090	mg/Kg	☼	02/17/16 08:40	02/23/16 15:09	1
1,2-Dichloroethane	<0.0044		0.0044	0.00065	mg/Kg	☼	02/17/16 08:40	02/23/16 15:09	1
1,1-Dichloroethene	<0.0044		0.0044	0.0016	mg/Kg	☼	02/17/16 08:40	02/23/16 15:09	1
1,2-Dichloropropane	<0.0044		0.0044	0.0011	mg/Kg	☼	02/17/16 08:40	02/23/16 15:09	1
1,3-Dichloropropane, Total	<0.0044		0.0044	0.0012	mg/Kg	☼	02/17/16 08:40	02/23/16 15:09	1
Ethylbenzene	<0.0044		0.0044	0.0011	mg/Kg	☼	02/17/16 08:40	02/23/16 15:09	1
2-Hexanone	<0.0044		0.0044	0.0014	mg/Kg	☼	02/17/16 08:40	02/23/16 15:09	1
Methylene Chloride	<0.0044		0.0044	0.0033	mg/Kg	☼	02/17/16 08:40	02/23/16 15:09	1
4-Methyl-2-pentanone (MIBK)	<0.0044		0.0044	0.00090	mg/Kg	☼	02/17/16 08:40	02/23/16 15:09	1
Methyl tert-butyl ether	<0.0044		0.0044	0.0010	mg/Kg	☼	02/17/16 08:40	02/23/16 15:09	1
Styrene	<0.0044		0.0044	0.0010	mg/Kg	☼	02/17/16 08:40	02/23/16 15:09	1
1,1,2,2-Tetrachloroethane	<0.0044		0.0044	0.00069	mg/Kg	☼	02/17/16 08:40	02/23/16 15:09	1
Tetrachloroethene	<0.0044		0.0044	0.00091	mg/Kg	☼	02/17/16 08:40	02/23/16 15:09	1
Toluene	<0.0044		0.0044	0.0015	mg/Kg	☼	02/17/16 08:40	02/23/16 15:09	1
trans-1,2-Dichloroethene	<0.0044		0.0044	0.0011	mg/Kg	☼	02/17/16 08:40	02/23/16 15:09	1
trans-1,3-Dichloropropene	<0.0044		0.0044	0.0012	mg/Kg	☼	02/17/16 08:40	02/23/16 15:09	1
1,1,1-Trichloroethane	<0.0044		0.0044	0.0010	mg/Kg	☼	02/17/16 08:40	02/23/16 15:09	1
1,1,2-Trichloroethane	<0.0044		0.0044	0.00085	mg/Kg	☼	02/17/16 08:40	02/23/16 15:09	1
Trichloroethene	<0.0044		0.0044	0.0012	mg/Kg	☼	02/17/16 08:40	02/23/16 15:09	1
Vinyl acetate	<0.0044		0.0044	0.0012	mg/Kg	☼	02/17/16 08:40	02/23/16 15:09	1
Vinyl chloride	<0.0044		0.0044	0.0010	mg/Kg	☼	02/17/16 08:40	02/23/16 15:09	1
Xylenes, Total	<0.0087		0.0087	0.0016	mg/Kg	☼	02/17/16 08:40	02/23/16 15:09	1

Surrogate	%Recovery	Qualifier	Limits	Prepared	Analyzed	Dil Fac
4-Bromofluorobenzene (Surr)	97		70 - 122	02/17/16 08:40	02/23/16 15:09	1
Dibromofluoromethane	107		75 - 120	02/17/16 08:40	02/23/16 15:09	1
1,2-Dichloroethane-d4 (Surr)	113		70 - 134	02/17/16 08:40	02/23/16 15:09	1
Toluene-d8 (Surr)	108		75 - 122	02/17/16 08:40	02/23/16 15:09	1

Method: 8270D - Semivolatile Organic Compounds (GC/MS)

Analyte	Result	Qualifier	RL	MDL	Unit	D	Prepared	Analyzed	Dil Fac
Phenol	<0.19		0.19	0.086	mg/Kg	☼	02/18/16 18:29	02/26/16 22:14	1
Bis(2-chloroethyl)ether	<0.19		0.19	0.058	mg/Kg	☼	02/18/16 18:29	02/26/16 22:14	1
1,3-Dichlorobenzene	<0.19		0.19	0.043	mg/Kg	☼	02/18/16 18:29	02/26/16 22:14	1
1,4-Dichlorobenzene	<0.19		0.19	0.050	mg/Kg	☼	02/18/16 18:29	02/26/16 22:14	1

TestAmerica Chicago

Client Sample Results

Client: Ecology and Environment, Inc.
Project/Site: IDOT - IL 38 - WO 008

TestAmerica Job ID: 500-107641-9

Client Sample ID: 3011-24-B01 (0-1)

Lab Sample ID: 500-107641-24

Date Collected: 02/16/16 10:55

Matrix: Solid

Date Received: 02/17/16 07:45

Percent Solids: 85.3

Method: 8270D - Semivolatile Organic Compounds (GC/MS) (Continued)

Analyte	Result	Qualifier	RL	MDL	Unit	D	Prepared	Analyzed	Dil Fac
1,2-Dichlorobenzene	<0.19		0.19	0.046	mg/Kg	☼	02/18/16 18:29	02/26/16 22:14	1
2-Methylphenol	<0.19		0.19	0.062	mg/Kg	☼	02/18/16 18:29	02/26/16 22:14	1
2,2'-oxybis[1-chloropropane]	<0.19		0.19	0.045	mg/Kg	☼	02/18/16 18:29	02/26/16 22:14	1
N-Nitrosodi-n-propylamine	<0.078		0.078	0.047	mg/Kg	☼	02/18/16 18:29	02/26/16 22:14	1
Hexachloroethane	<0.19		0.19	0.059	mg/Kg	☼	02/18/16 18:29	02/26/16 22:14	1
2-Chlorophenol	<0.19		0.19	0.066	mg/Kg	☼	02/18/16 18:29	02/26/16 22:14	1
Nitrobenzene	<0.038		0.038	0.0096	mg/Kg	☼	02/18/16 18:29	02/26/16 22:14	1
Bis(2-chloroethoxy)methane	<0.19		0.19	0.039	mg/Kg	☼	02/18/16 18:29	02/26/16 22:14	1
1,2,4-Trichlorobenzene	<0.19		0.19	0.042	mg/Kg	☼	02/18/16 18:29	02/26/16 22:14	1
Isophorone	<0.19		0.19	0.043	mg/Kg	☼	02/18/16 18:29	02/26/16 22:14	1
2,4-Dimethylphenol	<0.38		0.38	0.15	mg/Kg	☼	02/18/16 18:29	02/26/16 22:14	1
Hexachlorobutadiene	<0.19		0.19	0.061	mg/Kg	☼	02/18/16 18:29	02/26/16 22:14	1
Naphthalene	<0.038		0.038	0.0059	mg/Kg	☼	02/18/16 18:29	02/26/16 22:14	1
2,4-Dichlorophenol	<0.38		0.38	0.092	mg/Kg	☼	02/18/16 18:29	02/26/16 22:14	1
4-Chloroaniline	<0.78		0.78	0.18	mg/Kg	☼	02/18/16 18:29	02/26/16 22:14	1
2,4,6-Trichlorophenol	<0.38		0.38	0.13	mg/Kg	☼	02/18/16 18:29	02/26/16 22:14	1
2,4,5-Trichlorophenol	<0.38		0.38	0.088	mg/Kg	☼	02/18/16 18:29	02/26/16 22:14	1
Hexachlorocyclopentadiene	<0.78		0.78	0.22	mg/Kg	☼	02/18/16 18:29	02/26/16 22:14	1
2-Methylnaphthalene	<0.038		0.038	0.0071	mg/Kg	☼	02/18/16 18:29	02/26/16 22:14	1
2-Nitroaniline	<0.19		0.19	0.052	mg/Kg	☼	02/18/16 18:29	02/26/16 22:14	1
2-Chloronaphthalene	<0.19		0.19	0.043	mg/Kg	☼	02/18/16 18:29	02/26/16 22:14	1
4-Chloro-3-methylphenol	<0.38		0.38	0.13	mg/Kg	☼	02/18/16 18:29	02/26/16 22:14	1
2,6-Dinitrotoluene	<0.19		0.19	0.076	mg/Kg	☼	02/18/16 18:29	02/26/16 22:14	1
2-Nitrophenol	<0.38		0.38	0.091	mg/Kg	☼	02/18/16 18:29	02/26/16 22:14	1
3-Nitroaniline	<0.38		0.38	0.12	mg/Kg	☼	02/18/16 18:29	02/26/16 22:14	1
Dimethyl phthalate	<0.19		0.19	0.050	mg/Kg	☼	02/18/16 18:29	02/26/16 22:14	1
2,4-Dinitrophenol	<0.78		0.78	0.68	mg/Kg	☼	02/18/16 18:29	02/26/16 22:14	1
Acenaphthylene	<0.038		0.038	0.0051	mg/Kg	☼	02/18/16 18:29	02/26/16 22:14	1
2,4-Dinitrotoluene	<0.19		0.19	0.061	mg/Kg	☼	02/18/16 18:29	02/26/16 22:14	1
Acenaphthene	<0.038		0.038	0.0069	mg/Kg	☼	02/18/16 18:29	02/26/16 22:14	1
Dibenzofuran	<0.19		0.19	0.045	mg/Kg	☼	02/18/16 18:29	02/26/16 22:14	1
4-Nitrophenol	<0.78		0.78	0.37	mg/Kg	☼	02/18/16 18:29	02/26/16 22:14	1
Fluorene	<0.038		0.038	0.0054	mg/Kg	☼	02/18/16 18:29	02/26/16 22:14	1
4-Nitroaniline	<0.38		0.38	0.16	mg/Kg	☼	02/18/16 18:29	02/26/16 22:14	1
4-Bromophenyl phenyl ether	<0.19		0.19	0.051	mg/Kg	☼	02/18/16 18:29	02/26/16 22:14	1
Hexachlorobenzene	<0.078		0.078	0.0090	mg/Kg	☼	02/18/16 18:29	02/26/16 22:14	1
Diethyl phthalate	<0.19		0.19	0.065	mg/Kg	☼	02/18/16 18:29	02/26/16 22:14	1
4-Chlorophenyl phenyl ether	<0.19		0.19	0.045	mg/Kg	☼	02/18/16 18:29	02/26/16 22:14	1
Pentachlorophenol	<0.78		0.78	0.62	mg/Kg	☼	02/18/16 18:29	02/26/16 22:14	1
N-Nitrosodiphenylamine	<0.19		0.19	0.046	mg/Kg	☼	02/18/16 18:29	02/26/16 22:14	1
4,6-Dinitro-2-methylphenol	<0.78		0.78	0.31	mg/Kg	☼	02/18/16 18:29	02/26/16 22:14	1
Phenanthrene	0.074		0.038	0.0054	mg/Kg	☼	02/18/16 18:29	02/26/16 22:14	1
Anthracene	0.016 J		0.038	0.0065	mg/Kg	☼	02/18/16 18:29	02/26/16 22:14	1
Carbazole	<0.19		0.19	0.097	mg/Kg	☼	02/18/16 18:29	02/26/16 22:14	1
Di-n-butyl phthalate	<0.19		0.19	0.059	mg/Kg	☼	02/18/16 18:29	02/26/16 22:14	1
Fluoranthene	0.085		0.038	0.0072	mg/Kg	☼	02/18/16 18:29	02/26/16 22:14	1
Pyrene	0.23		0.038	0.0077	mg/Kg	☼	02/18/16 18:29	02/26/16 22:14	1
Butyl benzyl phthalate	<0.19		0.19	0.073	mg/Kg	☼	02/18/16 18:29	02/26/16 22:14	1
Benzo[a]anthracene	0.067		0.038	0.0052	mg/Kg	☼	02/18/16 18:29	02/26/16 22:14	1

TestAmerica Chicago

Client Sample Results

Client: Ecology and Environment, Inc.
Project/Site: IDOT - IL 38 - WO 008

TestAmerica Job ID: 500-107641-9

Client Sample ID: 3011-24-B01 (0-1)

Lab Sample ID: 500-107641-24

Date Collected: 02/16/16 10:55

Matrix: Solid

Date Received: 02/17/16 07:45

Percent Solids: 85.3

Method: 8270D - Semivolatile Organic Compounds (GC/MS) (Continued)

Analyte	Result	Qualifier	RL	MDL	Unit	D	Prepared	Analyzed	Dil Fac
Chrysene	0.085		0.038	0.011	mg/Kg	☼	02/18/16 18:29	02/26/16 22:14	1
3,3'-Dichlorobenzidine	<0.19		0.19	0.054	mg/Kg	☼	02/18/16 18:29	02/26/16 22:14	1
Bis(2-ethylhexyl) phthalate	<0.19		0.19	0.071	mg/Kg	☼	02/18/16 18:29	02/26/16 22:14	1
Di-n-octyl phthalate	<0.19		0.19	0.063	mg/Kg	☼	02/18/16 18:29	02/26/16 22:14	1
Benzo[b]fluoranthene	0.11		0.038	0.0083	mg/Kg	☼	02/18/16 18:29	02/26/16 22:14	1
Benzo[k]fluoranthene	0.051		0.038	0.011	mg/Kg	☼	02/18/16 18:29	02/26/16 22:14	1
Benzo[a]pyrene	0.069		0.038	0.0075	mg/Kg	☼	02/18/16 18:29	02/26/16 22:14	1
Indeno[1,2,3-cd]pyrene	0.070		0.038	0.010	mg/Kg	☼	02/18/16 18:29	02/26/16 22:14	1
Dibenz(a,h)anthracene	<0.038		0.038	0.0075	mg/Kg	☼	02/18/16 18:29	02/26/16 22:14	1
Benzo[g,h,i]perylene	0.090		0.038	0.012	mg/Kg	☼	02/18/16 18:29	02/26/16 22:14	1
3 & 4 Methylphenol	<0.19		0.19	0.064	mg/Kg	☼	02/18/16 18:29	02/26/16 22:14	1

Surrogate	%Recovery	Qualifier	Limits	Prepared	Analyzed	Dil Fac
2-Fluorophenol	63		25 - 110	02/18/16 18:29	02/26/16 22:14	1
Phenol-d5	71		31 - 110	02/18/16 18:29	02/26/16 22:14	1
Nitrobenzene-d5	68		25 - 115	02/18/16 18:29	02/26/16 22:14	1
2-Fluorobiphenyl	78		25 - 119	02/18/16 18:29	02/26/16 22:14	1
2,4,6-Tribromophenol	70		35 - 137	02/18/16 18:29	02/26/16 22:14	1
Terphenyl-d14	173	X	36 - 134	02/18/16 18:29	02/26/16 22:14	1

Method: 6010B - Metals (ICP)

Analyte	Result	Qualifier	RL	MDL	Unit	D	Prepared	Analyzed	Dil Fac
Antimony	3.7		1.1	0.23	mg/Kg	☼	02/23/16 16:49	02/25/16 20:15	1
Arsenic	11		0.57	0.26	mg/Kg	☼	02/23/16 16:49	02/25/16 20:15	1
Barium	150		0.57	0.10	mg/Kg	☼	02/23/16 16:49	02/25/16 20:15	1
Beryllium	3.1		0.23	0.049	mg/Kg	☼	02/23/16 16:49	02/25/16 20:15	1
Boron	45		2.8	0.40	mg/Kg	☼	02/23/16 16:49	02/25/16 20:15	1
Cadmium	2.1		0.11	0.033	mg/Kg	☼	02/23/16 16:49	02/25/16 20:15	1
Calcium	120000	B	110	36	mg/Kg	☼	02/23/16 16:49	02/26/16 15:16	10
Chromium	32		0.57	0.097	mg/Kg	☼	02/23/16 16:49	02/25/16 20:15	1
Cobalt	45		0.28	0.064	mg/Kg	☼	02/23/16 16:49	02/25/16 20:15	1
Copper	36		0.57	0.12	mg/Kg	☼	02/23/16 16:49	02/25/16 20:15	1
Iron	21000		11	4.4	mg/Kg	☼	02/23/16 16:49	02/25/16 20:15	1
Lead	20		0.28	0.14	mg/Kg	☼	02/23/16 16:49	02/25/16 20:15	1
Magnesium	27000		5.7	2.3	mg/Kg	☼	02/23/16 16:49	02/25/16 20:15	1
Manganese	450		0.57	0.11	mg/Kg	☼	02/23/16 16:49	02/25/16 20:15	1
Nickel	72		0.57	0.15	mg/Kg	☼	02/23/16 16:49	02/25/16 20:15	1
Potassium	4000		28	4.6	mg/Kg	☼	02/23/16 16:49	02/25/16 20:15	1
Selenium	4.0		0.57	0.28	mg/Kg	☼	02/23/16 16:49	02/25/16 20:15	1
Silver	2.1		0.28	0.066	mg/Kg	☼	02/23/16 16:49	02/25/16 20:15	1
Sodium	1100		57	7.5	mg/Kg	☼	02/23/16 16:49	02/25/16 20:15	1
Thallium	5.2		0.57	0.28	mg/Kg	☼	02/23/16 16:49	02/25/16 20:15	1
Vanadium	49		0.28	0.083	mg/Kg	☼	02/23/16 16:49	02/25/16 20:15	1
Zinc	93		1.1	0.36	mg/Kg	☼	02/23/16 16:49	02/25/16 20:15	1

Method: 6010B - Metals (ICP) - TCLP

Analyte	Result	Qualifier	RL	MDL	Unit	D	Prepared	Analyzed	Dil Fac
Barium	0.35	J	0.50	0.050	mg/L		02/21/16 16:00	02/22/16 20:33	1
Beryllium	<0.0040		0.0040	0.0040	mg/L		02/21/16 16:00	02/22/16 20:33	1
Boron	0.47	J	0.50	0.050	mg/L		02/21/16 16:00	02/22/16 20:33	1

TestAmerica Chicago

Client Sample Results

Client: Ecology and Environment, Inc.
Project/Site: IDOT - IL 38 - WO 008

TestAmerica Job ID: 500-107641-9

Client Sample ID: 3011-24-B01 (0-1)

Lab Sample ID: 500-107641-24

Date Collected: 02/16/16 10:55

Matrix: Solid

Date Received: 02/17/16 07:45

Percent Solids: 85.3

Method: 6010B - Metals (ICP) - TCLP (Continued)

Analyte	Result	Qualifier	RL	MDL	Unit	D	Prepared	Analyzed	Dil Fac
Cadmium	<0.0050		0.0050	0.0020	mg/L	-	02/21/16 16:00	02/22/16 20:33	1
Chromium	<0.025		0.025	0.010	mg/L	-	02/21/16 16:00	02/22/16 20:33	1
Cobalt	<0.025		0.025	0.010	mg/L	-	02/21/16 16:00	02/22/16 20:33	1
Iron	<0.40		0.40	0.20	mg/L	-	02/21/16 16:00	02/22/16 20:33	1
Lead	<0.0075		0.0075	0.0075	mg/L	-	02/21/16 16:00	02/22/16 20:33	1
Manganese	1.2		0.025	0.010	mg/L	-	02/21/16 16:00	02/22/16 20:33	1
Nickel	0.011	J	0.025	0.010	mg/L	-	02/21/16 16:00	02/22/16 20:33	1
Selenium	<0.050		0.050	0.020	mg/L	-	02/21/16 16:00	02/22/16 20:33	1
Silver	<0.025		0.025	0.010	mg/L	-	02/21/16 16:00	02/22/16 20:33	1
Zinc	0.61		0.50	0.020	mg/L	-	02/21/16 16:00	02/22/16 20:33	1

Method: 6010B - Metals (ICP) - SPLP East

Analyte	Result	Qualifier	RL	MDL	Unit	D	Prepared	Analyzed	Dil Fac
Manganese	0.16		0.025	0.010	mg/L	-	02/23/16 09:23	02/25/16 06:20	1

Method: 6020A - Metals (ICP/MS) - TCLP

Analyte	Result	Qualifier	RL	MDL	Unit	D	Prepared	Analyzed	Dil Fac
Antimony	<0.0060		0.0060	0.0060	mg/L	-	02/21/16 16:00	02/22/16 18:48	1
Thallium	<0.0020		0.0020	0.0020	mg/L	-	02/21/16 16:00	02/22/16 18:48	1

Method: 7470A - TCLP Mercury - TCLP

Analyte	Result	Qualifier	RL	MDL	Unit	D	Prepared	Analyzed	Dil Fac
Mercury	<0.00020	^	0.00020	0.00020	mg/L	-	02/22/16 15:15	02/23/16 10:59	1

Method: 7471B - Mercury (CVAA)

Analyte	Result	Qualifier	RL	MDL	Unit	D	Prepared	Analyzed	Dil Fac
Mercury	0.016	J	0.018	0.0093	mg/Kg	☼	02/23/16 15:15	02/24/16 10:01	1

General Chemistry

Analyte	Result	Qualifier	RL	MDL	Unit	D	Prepared	Analyzed	Dil Fac
pH	8.61		0.200	0.200	SU	-		02/19/16 20:40	1

Definitions/Glossary

Client: Ecology and Environment, Inc.
Project/Site: IDOT - IL 38 - WO 008

TestAmerica Job ID: 500-107641-9

Qualifiers

GC/MS VOA

Qualifier	Qualifier Description
*	LCS or LCSD is outside acceptance limits.

GC/MS Semi VOA

Qualifier	Qualifier Description
J	Result is less than the RL but greater than or equal to the MDL and the concentration is an approximate value.
X	Surrogate is outside control limits

Metals

Qualifier	Qualifier Description
J	Result is less than the RL but greater than or equal to the MDL and the concentration is an approximate value.
^	ICV,CCV,ICB,CCB, ISA, ISB, CRI, CRA, DLCK or MRL standard: Instrument related QC is outside acceptance limits.
B	Compound was found in the blank and sample.

Glossary

Abbreviation	These commonly used abbreviations may or may not be present in this report.
α	Listed under the "D" column to designate that the result is reported on a dry weight basis
%R	Percent Recovery
CFL	Contains Free Liquid
CNF	Contains no Free Liquid
DER	Duplicate error ratio (normalized absolute difference)
Dil Fac	Dilution Factor
DL, RA, RE, IN	Indicates a Dilution, Re-analysis, Re-extraction, or additional Initial metals/anion analysis of the sample
DLC	Decision level concentration
MDA	Minimum detectable activity
EDL	Estimated Detection Limit
MDC	Minimum detectable concentration
MDL	Method Detection Limit
ML	Minimum Level (Dioxin)
NC	Not Calculated
ND	Not detected at the reporting limit (or MDL or EDL if shown)
PQL	Practical Quantitation Limit
QC	Quality Control
RER	Relative error ratio
RL	Reporting Limit or Requested Limit (Radiochemistry)
RPD	Relative Percent Difference, a measure of the relative difference between two points
TEF	Toxicity Equivalent Factor (Dioxin)
TEQ	Toxicity Equivalent Quotient (Dioxin)

Certification Summary

Client: Ecology and Environment, Inc.
Project/Site: IDOT - IL 38 - WO 008

TestAmerica Job ID: 500-107641-9

Laboratory: TestAmerica Chicago

Unless otherwise noted, all analytes for this laboratory were covered under each certification below.

Authority	Program	EPA Region	Certification ID	Expiration Date
Illinois	NELAP	5	100201	04-30-16

The following analytes are included in this report, but certification is not offered by the governing authority:

Analysis Method	Prep Method	Matrix	Analyte
6020A	3010A	Solid	Antimony
6020A	3010A	Solid	Thallium
8260B	5035	Solid	1,3-Dichloropropene, Total
Moisture		Solid	Percent Moisture
Moisture		Solid	Percent Solids

TestAmerica

THE LEADER IN ENVIRONMENTAL TESTING

2417 Bond Street, University Park, IL 60484
 Phone: 708.534.5200 Fax: 708.534.5211

Report To (optional)
 Contact: _____
 Company: _____
 Address: _____
 Address: _____
 Phone: _____
 Fax: _____
 E-Mail: _____

Bill To (optional)
 Contact: _____
 Company: _____
 Address: _____
 Address: _____
 Phone: _____
 Fax: _____
 PO#/Reference# _____

Chain of Custody Record

Lab Job #: 500-107641

Chain of Custody Number: _____

Page _____ of _____

Temperature °C of Cooler: _____

Client		Client Project #		Preservative		Parameter		Matrix		Comments	
EE		1009346 000801									
Project Name		Lab Project #		# of Containers		Matrix		Matrix		Comments	
IL 38		500118164									
Project Location/State		Lab PM		Date		Time		Matrix		Comments	
Kane County, IL		D. Wright									
Sampler		Sample ID		Date		Time		Matrix		Comments	
S. Cooper											
Lab ID	MS/MSD	Sample ID	Date	Time	# of Containers	Matrix					
23		3011-24-B02(01)	2/16/16	1045	2	S	X	X	X	X	
24		3011-24-B01(01)	2/16/16	1055	2	S	X	X	X	X	

- Preservative Key
1. HCL, Cool to 4°
 2. H2SO4, Cool to 4°
 3. HNO3, Cool to 4°
 4. NaOH, Cool to 4°
 5. NaOH/Zn, Cool to 4°
 6. NaHSO4
 7. Cool to 4°
 8. None
 9. Other

Turnaround Time Required (Business Days)
 ___ 1 Day ___ 2 Days ___ 5 Days ___ 7 Days 10 Days ___ 15 Days ___ Other

Requested Due Date: _____

Sample Disposal: Return to Client Disposal by Lab Archive for ___ Months (A fee may be assessed if samples are retained longer than 1 month)

Relinquished By: <u>[Signature]</u> Company: <u>EE</u> Date: <u>2/16/16</u> Time: <u>1530</u>	Received By: <u>[Signature]</u> Company: <u>TA</u> Date: <u>2/16/16</u> Time: <u>1530</u>	Lab Courier: <u>TA</u>
Relinquished By: <u>[Signature]</u> Company: <u>TA</u> Date: <u>2/16/16</u> Time: <u>1715</u>	Received By: <u>[Signature]</u> Company: <u>TA-CERT</u> Date: <u>2/17/16</u> Time: <u>0745</u>	Shipped: _____
Relinquished By: _____ Company: _____ Date: _____ Time: _____	Received By: _____ Company: _____ Date: _____ Time: _____	Hand Delivered: _____

- Matrix Key
- WW - Wastewater
 - W - Water
 - S - Soil
 - SL - Sludge
 - MS - Miscellaneous
 - OL - Oil
 - A - Air
 - SE - Sediment
 - SO - Soil
 - L - Leachate
 - WI - Wipe
 - DW - Drinking Water
 - O - Other

Client Comments: _____

Lab Comments: _____

Login Sample Receipt Checklist

Client: Ecology and Environment, Inc.

Job Number: 500-107641-9

Login Number: 107641

List Source: TestAmerica Chicago

List Number: 1

Creator: Scott, Sherri L

Question	Answer	Comment
Radioactivity wasn't checked or is \leq background as measured by a survey meter.	True	
The cooler's custody seal, if present, is intact.	True	
Sample custody seals, if present, are intact.	True	
The cooler or samples do not appear to have been compromised or tampered with.	True	
Samples were received on ice.	True	
Cooler Temperature is acceptable.	True	
Cooler Temperature is recorded.	True	2.8,2.5,3.2,3.5
COC is present.	True	
COC is filled out in ink and legible.	True	
COC is filled out with all pertinent information.	True	
Is the Field Sampler's name present on COC?	True	
There are no discrepancies between the containers received and the COC.	True	
Samples are received within Holding Time (excluding tests with immediate HTs)	True	
Sample containers have legible labels.	True	
Containers are not broken or leaking.	True	
Sample collection date/times are provided.	True	
Appropriate sample containers are used.	True	
Sample bottles are completely filled.	True	
Sample Preservation Verified.	True	
There is sufficient vol. for all requested analyses, incl. any requested MS/MSDs	True	
Containers requiring zero headspace have no headspace or bubble is <math><6\text{mm}</math> (1/4").	N/A	
Multiphasic samples are not present.	True	
Samples do not require splitting or compositing.	True	
Residual Chlorine Checked.	N/A	





Bureau of Land • 1021 North Grand Avenue East • P.O. Box 19276 • Springfield • Illinois • 62794-9276

Uncontaminated Soil Certification by Licensed Professional Engineer or Licensed Professional Geologist for Use of Uncontaminated Soil as Fill in a CCDD or Uncontaminated Soil Fill Operation LPC-663

Revised in accordance with 35 Ill. Adm. Code 1100, as amended by PCB R2012-009 (eff. Aug. 27, 2012)

This certification form is to be used by professional engineers and professional geologists to certify, pursuant to 35 Ill. Adm. Code 1100.205(a)(1)(B), that soil (i) is uncontaminated soil and (ii) is within a pH range of 6.26 to 9.0. If you have questions about this form, please telephone the Bureau of Land Permit Section at 217/524-3300.

This form may be completed online, saved locally, printed and signed, and submitted to prospective clean construction or demolition debris (CCDD) fill operations or uncontaminated soil fill operations.

I. Source Location Information

(Describe the location of the source of the uncontaminated soil)

Project Name: FAP 347 (IL Route 38) Office Phone Number, if available: _____

Physical Site Location (address, including number and street):
47W 831-885 IL 38 ISGS #3011-25 (Residences)

City: Maple Park State: IL Zip Code: 60151

County: Kane Township: Kaneville

Lat/Long of approximate center of site in decimal degrees (DD.ddddd) to five decimal places (e.g., 40.67890, -90.12345):

Latitude: 41.894634 Longitude: -88.543059
(Decimal Degrees) (-Decimal Degrees)

Identify how the lat/long data were determined:

- GPS Map Interpolation Photo Interpolation Survey Other

IEPA Site Number(s), if assigned: BOL: _____ BOW: _____ BOA: _____

II. Owner/Operator Information for Source Site

Site Owner

Site Operator

Name: Illinois Department of Transportation

Name: Illinois Department of Transportation

Street Address: 201 West Center Court

Street Address: 201 West Center Court

PO Box: _____

PO Box: _____

City: Schaumburg State: IL

City: Schaumburg State: IL

Zip Code: 60196-1096 Phone: 847-705-4159

Zip Code: 60196-1096 Phone: 847-705-4159

Contact: Sam Mead

Contact: Sam Mead

Email, if available: Sam.Mead@illinois.gov

Email, if available: Sam.Mead@illinois.gov

This Agency is authorized to require this information under Section 4 and Title X of the Environmental Protection Act (415 ILCS 5/4, 5/39). Failure to disclose this information may result in: a civil penalty of not to exceed \$50,000 for the violation and an additional civil penalty of not to exceed \$10,000 for each day during which the violation continues (415 ILCS 5/42). This form has been approved by the Forms Management Center.

Project Name: FAP 347 (IL Route 38)

Latitude: 41.894634 Longitude: -88.543059

Uncontaminated Site Certification

III. Basis for Certification and Attachments

For each item listed below, reference the attachments to this form that provide the required information.

- a. A Description of the soil sample points and how they were determined to be sufficient in number and appropriately located 35 Ill. Adm. Code 1100.610(a):

Location 3011-25-B02, 3011-18-B11, and 3011-27-B01 was sampled within the construction zone adjacent to ISGS #3011-25 (Residences). Refer to PSI Report for ISGS #3011-25 (Residences) including Table 4-4, and Figures 4-4A&B.

- b. Analytical soil testing results to show that soil chemical constituents comply with the maximum allowable concentrations established pursuant to 35 Ill. Adm. Code Part 1100, Subpart F and that the soil pH is within the range of 6.25 to 9.0, including the documentation of chain of custody control, a copy of the lab analysis; the accreditation status of the laboratory performing the analysis; and certification by an authorized agent of the laboratory that the analysis has been performed in accordance with the Agency's rules for the accreditation of environmental and the scope of the accreditation [35 Ill. Adm. Code 1100.201(g), 1100.205(a), 1100.610]:

See attached data summary table and associated laboratory data package J107642-1, J107641-3, and J107642-3.

IV. Certification Statement, Signature and Seal of Licensed Professional Engineer or Licensed Professional Geologist

I, Neil J. Brown (name of licensed professional engineer or geologist) certify under penalty of law that the information submitted, including but not limited to, all attachments and other information, is to the best of my knowledge and belief, true, accurate and complete. In accordance with the Environmental Protection Act [415 ILCS 5/22.51 or 22.51a] and 35 Ill. Adm. Code 1100.205(a), I certify that the soil from this site is uncontaminated soil. I also certify that the soil pH is within the range of 6.25 to 9.0. In addition, I certify that the soil has not been removed from the site as part of a cleanup or removal of contaminants. All necessary documentation is attached.

Any person who knowingly makes a false, fictitious, or fraudulent material statement, orally or in writing, to the Illinois EPA commits a Class 4 felony. A second or subsequent offense after conviction is a Class 3 felony. (415 ILCS 5/44(h))

Company Name: Ecology and Environment, Inc.

Street Address: 33 West Monroe Street

City: Chicago State: IL Zip Code: 60603

Phone: 312-578-9243

Neil J. Brown

Printed Name:

Neil J. Brown

Licensed Professional Engineer or
Licensed Professional Geologist Signature:

3/17/16

Date:



P.E. or L.P.G. Seal:




Analytical Data Summary

PTB #176-001; IDOT Job #D-91-339-15; Project #P-91-141-15; WorkOrder #08A

Key to Data Tables

- MAC = Maximum Allowable Concentration of Chemical Constituent in
Uncontaminated Soil Used as Fill Material At Regulated Fill Operations
- mg/kg = Milligrams per kilogram.
- mg/L = Milligrams per liter.
- MSA = Metropolitan Statistical Area
- TACO = Tiered Approach to Corrective Action Objectives
- TCLP = Toxicity Characteristic Leaching Procedure.
- SCGIER = Soil Component of the Groundwater Ingestion Exposure Route
- SPLP = Synthetic Precipitation Leaching Procedure.
- ND = Not detected.
- NA = Not analyzed.
- J = Estimated value.
- U = Analyte was analyzed for but not detected.

Criteria Qualifiers and Shading

- † = Concentration exceeds the most stringent MAC.
- m = Concentration exceeds the MAC for an MSA.
- * = Concentration exceeds the MAC for Chicago corporate limits.
- L = The detected TCLP/SPLP concentration exceeds the TACO Tier 1 RO for the SCGIER.
-  = Concentration exceeds the most stringent MAC, but is below the MAC for an MSA.
-  = Concentration exceeds the most stringent MAC and the MAC for Chicago corporate limits.
-  = Concentration exceeds applicable comparison criteria.

CONTAMINANTS OF CONCERN

SITE	ISGS #3011-25 (Residences)		Comparison Criteria			
	3011-25-B02		MACs			TACO
SAMPLE	3011-25-B02 (0-1)		Most Stringent	Within an MSA	Within Chicago	SCGIER
MATRIX	Soil					
DEPTH (feet)	0-1					
pH	8.79					
VOCs (None Detected)						
SVOCs (mg/kg)						
Acenaphthylene	ND	U	--	--	--	--
Benzo[a]anthracene	0.029	J	0.9	1.8	1.1	--
Benzo[a]pyrene	0.048		0.09	2.1	1.3	--
Benzo[b]fluoranthene	0.065		0.9	2.1	1.5	--
Benzo[g,h,i]perylene	0.085		--	--	--	--
Benzo[k]fluoranthene	0.031	J	9	--	--	--
Chrysene	0.042		88	--	--	--
Fluoranthene	0.035	J	3,100	--	--	--
Indeno[1,2,3-cd]pyrene	0.048		0.9	1.6	0.9	--
Phenanthrene	0.022	J	--	--	--	--
Pyrene	0.1		2,300	--	--	--
Inorganics (mg/kg)						
Antimony	0.31	J	5	--	--	--
Arsenic	4.1		11.3	13	--	--
Barium	23		1,500	--	--	--
Beryllium	0.26		22	--	--	--
Boron	12		40	--	--	--
Cadmium	0.14		5.2	--	--	--
Calcium	140,000		--	--	--	--
Chromium	24	†	21	--	--	--
Cobalt	4.3		20	--	--	--
Copper	8.3		2,900	--	--	--
Iron	8,100		15,000	15,900	--	--
Lead	100		107	--	--	--
Magnesium	83,000		325,000	--	--	--
Manganese	300		630	636	--	--
Mercury	0.014	J	0.89	--	--	--
Nickel	9.7		100	--	--	--
Potassium	800		--	--	--	--
Selenium	0.36	J	1.3	--	--	--
Sodium	970		--	--	--	--
Vanadium	11		550	--	--	--
Zinc	33		5,100	--	--	--
TCLP Metals (mg/L)						
Barium	0.36	J	--	--	--	2
Boron	0.084	J	--	--	--	2
Chromium	ND	U	--	--	--	0.1
Cobalt	0.011	J	--	--	--	1
Manganese	3.9	L	--	--	--	0.15
Nickel	0.011	J	--	--	--	0.1
Zinc	0.12	J	--	--	--	5
SPLP Metals (mg/L)						
Manganese	0.9	L	--	--	--	0.15

PTB #176-001; IDOT Job #D-91-339-15; Project #P-91-141-15; WorkOrder #08A
CONTAMINANTS OF CONCERN

SITE	ISGS #3011-18 (Agricultural Land)	Comparison Criteria			
		MACs			TACO
BORING	3011-18-B11	Most Stringent	Within an MSA	Within Chicago	SCGIER
SAMPLE	3011-18-B11 (0-1)				
MATRIX	Soil				
DEPTH (feet)	0-1				
pH	8.7				
VOCs (mg/kg)					
2-Butanone (MEK)	ND U	--	--	--	--
Acetone	ND U	25	--	--	--
SVOCs (mg/kg)					
Acenaphthylene	ND U	--	--	--	--
Anthracene	ND U	12,000	--	--	--
Benzo[a]anthracene	0.016 J	0.9	1.8	1.1	--
Benzo[a]pyrene	0.021 J	0.09	2.1	1.3	--
Benzo[b]fluoranthene	0.04	0.9	2.1	1.5	--
Benzo[g,h,i]perylene	0.018 J	--	--	--	--
Benzo[k]fluoranthene	0.018 J	9	--	--	--
Chrysene	0.021 J	88	--	--	--
Dibenzo(a,h)anthracene	ND U	0.09	0.42	0.2	--
Fluoranthene	0.03 J	3,100	--	--	--
Fluorene	ND U	560	--	--	--
Indeno[1,2,3-cd]pyrene	0.018 J	0.9	1.6	0.9	--
Phenanthrene	0.016 J	--	--	--	--
Pyrene	0.046	2,300	--	--	--
Inorganics (mg/kg)					
Antimony	ND U	5	--	--	--
Arsenic	4.8	11.3	13	--	--
Barium	46	1,500	--	--	--
Beryllium	0.35	22	--	--	--
Boron	5	40	--	--	--
Cadmium	0.14	5.2	--	--	--
Calcium	90,000	--	--	--	--
Chromium	9.7	21	--	--	--
Cobalt	6.2	20	--	--	--
Copper	11	2,900	--	--	--
Iron	9,500	15,000	15,900	--	--
Lead	33	107	--	--	--
Magnesium	37,000	325,000	--	--	--
Manganese	350	630	636	--	--
Mercury	0.02	0.89	--	--	--
Nickel	12	100	--	--	--
Potassium	690	--	--	--	--
Selenium	ND U	1.3	--	--	--
Sodium	1,300	--	--	--	--
Vanadium	14	550	--	--	--
Zinc	48	5,100	--	--	--
TCLP Metals (mg/L)					
Barium	0.42 J	--	--	--	2
Boron	0.22 J	--	--	--	2
Chromium	ND U	--	--	--	0.1
Cobalt	0.018 J	--	--	--	1
Lead	ND U	--	--	--	0.0075
Manganese	4.2 L	--	--	--	0.15
Nickel	0.013 J	--	--	--	0.1
Zinc	0.21 J	--	--	--	5
SPLP Metals (mg/L)					
Lead	NA	--	--	--	0.0075
Manganese	0.92 L	--	--	--	0.15

CONTAMINANTS OF CONCERN

SITE	ISGS #3011-27 (Vineyard)	Comparison Criteria			
BORING	3011-27-B01	MACs			TACO
SAMPLE	3011-27-B01 (0-1)	Most Stringent	Within an MSA	Within Chicago	SCGIER
MATRIX	Soil				
DEPTH (feet)	0-1				
pH	8.93				
VOCs (None Detected)					
SVOCs (mg/kg)					
Anthracene	0.01 J	12,000	--	--	--
Benzo[a]anthracene	0.045	0.9	1.8	1.1	--
Benzo[a]pyrene	0.074	0.09	2.1	1.3	--
Benzo[b]fluoranthene	0.12	0.9	2.1	1.5	--
Benzo[g,h,i]perylene	0.078	--	--	--	--
Benzo[k]fluoranthene	0.036	9	--	--	--
Chrysene	0.065	88	--	--	--
Fluoranthene	0.084	3,100	--	--	--
Indeno[1,2,3-cd]pyrene	0.055	0.9	1.6	0.9	--
Phenanthrene	0.047	--	--	--	--
Pyrene	0.15	2,300	--	--	--
Inorganics (mg/kg)					
Antimony	0.44 J	5	--	--	--
Arsenic	2.3	11.3	13	--	--
Barium	13	1,500	--	--	--
Beryllium	0.19 J	22	--	--	--
Boron	8.2	40	--	--	--
Cadmium	0.12	5.2	--	--	--
Calcium	180,000	--	--	--	--
Chromium	15	21	--	--	--
Cobalt	2.7	20	--	--	--
Copper	7.3	2,900	--	--	--
Iron	6,000	15,000	15,900	--	--
Lead	69	107	--	--	--
Magnesium	100,000	325,000	--	--	--
Manganese	260	630	636	--	--
Nickel	6.7	100	--	--	--
Potassium	520	--	--	--	--
Sodium	570	--	--	--	--
Vanadium	8.7	550	--	--	--
Zinc	30	5,100	--	--	--
TCLP Metals (mg/L)					
Barium	0.19 J	--	--	--	2
Boron	0.63	--	--	--	2
Manganese	1.2 L	--	--	--	0.15
Zinc	0.25 J	--	--	--	5
SPLP Metals (mg/L)					
Manganese	0.034	--	--	--	0.15

TestAmerica

THE LEADER IN ENVIRONMENTAL TESTING

ANALYTICAL REPORT

TestAmerica Laboratories, Inc.
TestAmerica Chicago
2417 Bond Street
University Park, IL 60484
Tel: (708)534-5200

TestAmerica Job ID: 500-107641-3
Client Project/Site: IDOT - IL 38 - WO 008

For:
Ecology and Environment, Inc.
33 West Monroe St.
Suite 1410
Chicago, Illinois 60603

Attn: Mr. Dean Tiebout

Jodie Bracken

Authorized for release by:
3/1/2016 5:24:43 PM
Jodie Bracken, Project Management Assistant II
jodie.bracken@testamericainc.com

Designee for
Richard Wright, Senior Project Manager
(708)534-5200
richard.wright@testamericainc.com

LINKS

Review your project
results through
TotalAccess

Have a Question?



Visit us at:
www.testamericainc.com

The test results in this report meet all 2003 NELAC and 2009 TNI requirements for accredited parameters, exceptions are noted in this report. This report may not be reproduced except in full, and with written approval from the laboratory. For questions please contact the Project Manager at the e-mail address or telephone number listed on this page.

This report has been electronically signed and authorized by the signatory. Electronic signature is intended to be the legally binding equivalent of a traditionally handwritten signature.

Results relate only to the items tested and the sample(s) as received by the laboratory.

1

2

3

4

5

6

7

8

9

10



Table of Contents

Cover Page	1
Table of Contents	2
Case Narrative	3
Detection Summary	4
Sample Summary	14
Client Sample Results	15
Definitions	63
Certification Summary	64
Chain of Custody	65
Receipt Checklists	67

Case Narrative

Client: Ecology and Environment, Inc.
Project/Site: IDOT - IL 38 - WO 008

TestAmerica Job ID: 500-107641-3

Job ID: 500-107641-3

Laboratory: TestAmerica Chicago

Narrative

Job Narrative 500-107641-3

Comments

No additional comments.

Receipt

The samples were received on 2/17/2016 7:45 AM; the samples arrived in good condition, properly preserved and, where required, on ice. The temperatures of the 4 coolers at receipt time were 2.5° C, 2.8° C, 3.2° C and 3.5° C.

GC/MS VOA

Method(s) 8260B: The following analyte recovered outside control limits for the LCS/LCSD associated with 500-323872: Bromomethane. This is not indicative of a systematic control problem because this was a random marginal exceedance. Qualified results have been reported.

Method(s) 8260B: The following analyte recovered outside control limits for the LCS associated with 500-324044: Bromomethane. This is not indicative of a systematic control problem because this was a random marginal exceedance. Qualified results have been reported.

No additional analytical or quality issues were noted, other than those described above or in the Definitions/Glossary page.

GC/MS Semi VOA

Method(s) 8270D: The following sample contained one acid surrogate and/or one base/neutral surrogate outside acceptance limits: 3011-18-B01 (0-1) (500-107641-9), 3011-18-B05 (0-1) (500-107641-12), 3011-18-B07 (0-1) (500-107641-13), 3011-18-B10 (0-1) (500-107641-15), 3011-18-B11 (0-1) (500-107641-16), (500-107641-E-1-D MS) and (500-107641-E-1-E MSD). The laboratory's SOP allows one acid and one base/neutral surrogate to be outside acceptance limits; therefore, re-extraction was not performed. These results have been reported and qualified.

No additional analytical or quality issues were noted, other than those described above or in the Definitions/Glossary page.

Metals

Method(s) 6010B: The method blank for preparation batch 500-324170 and analytical batch 500-324562 contained Calcium and Magnesium above the reporting limit (RL). Associated sample(s) were not re-extracted and/or re-analyzed because results were greater than 10X the value found in the method blank.

Method(s) 6020A: The continuing calibration verification (CCV) associated with batch 500-324078, at lines 88 and 92 recovered above the upper control limit for Thallium. The affected samples were 500-107641-11 through 20. Also the CCVL at line 94 was outside the upper control limit for Thallium. The samples associated with these CCV and CCVL were non-detects for the affected analytes, therefore the samples were reported.

No additional analytical or quality issues were noted, other than those described above or in the Definitions/Glossary page.

General Chemistry

No analytical or quality issues were noted, other than those described in the Definitions/Glossary page.

Organic Prep

No analytical or quality issues were noted, other than those described in the Definitions/Glossary page.

Detection Summary

Client: Ecology and Environment, Inc.
Project/Site: IDOT - IL 38 - WO 008

TestAmerica Job ID: 500-107641-3

Client Sample ID: 3011-18-B11 (0-1)

Lab Sample ID: 500-107641-16

Analyte	Result	Qualifier	RL	MDL	Unit	Dil Fac	D	Method	Prep Type
Phenanthrene	0.016	J	0.036	0.0051	mg/Kg	1	☼	8270D	Total/NA
Fluoranthene	0.030	J	0.036	0.0068	mg/Kg	1	☼	8270D	Total/NA
Pyrene	0.046		0.036	0.0073	mg/Kg	1	☼	8270D	Total/NA
Benzo[a]anthracene	0.016	J	0.036	0.0049	mg/Kg	1	☼	8270D	Total/NA
Chrysene	0.021	J	0.036	0.010	mg/Kg	1	☼	8270D	Total/NA
Benzo[b]fluoranthene	0.040		0.036	0.0079	mg/Kg	1	☼	8270D	Total/NA
Benzo[k]fluoranthene	0.018	J	0.036	0.011	mg/Kg	1	☼	8270D	Total/NA
Benzo[a]pyrene	0.021	J	0.036	0.0071	mg/Kg	1	☼	8270D	Total/NA
Indeno[1,2,3-cd]pyrene	0.018	J	0.036	0.0095	mg/Kg	1	☼	8270D	Total/NA
Benzo[g,h,i]perylene	0.018	J	0.036	0.012	mg/Kg	1	☼	8270D	Total/NA
Arsenic	4.8		0.54	0.25	mg/Kg	1	☼	6010B	Total/NA
Barium	46		0.54	0.099	mg/Kg	1	☼	6010B	Total/NA
Beryllium	0.35		0.22	0.047	mg/Kg	1	☼	6010B	Total/NA
Boron	5.0		2.7	0.38	mg/Kg	1	☼	6010B	Total/NA
Cadmium	0.14		0.11	0.031	mg/Kg	1	☼	6010B	Total/NA
Calcium	90000	B	110	35	mg/Kg	10	☼	6010B	Total/NA
Chromium	9.7	B	0.54	0.093	mg/Kg	1	☼	6010B	Total/NA
Cobalt	6.2		0.27	0.061	mg/Kg	1	☼	6010B	Total/NA
Copper	11		0.54	0.12	mg/Kg	1	☼	6010B	Total/NA
Iron	9500	B	11	4.2	mg/Kg	1	☼	6010B	Total/NA
Lead	33		0.27	0.13	mg/Kg	1	☼	6010B	Total/NA
Magnesium	37000	B	5.4	2.2	mg/Kg	1	☼	6010B	Total/NA
Manganese	350		0.54	0.11	mg/Kg	1	☼	6010B	Total/NA
Nickel	12		0.54	0.15	mg/Kg	1	☼	6010B	Total/NA
Potassium	690		27	4.4	mg/Kg	1	☼	6010B	Total/NA
Sodium	1300		54	7.1	mg/Kg	1	☼	6010B	Total/NA
Vanadium	14		0.27	0.079	mg/Kg	1	☼	6010B	Total/NA
Zinc	48		1.1	0.34	mg/Kg	1	☼	6010B	Total/NA
Barium	0.42	J	0.50	0.050	mg/L	1		6010B	TCLP
Boron	0.22	J	0.50	0.050	mg/L	1		6010B	TCLP
Cobalt	0.018	J	0.025	0.010	mg/L	1		6010B	TCLP
Manganese	4.2		0.025	0.010	mg/L	1		6010B	TCLP
Nickel	0.013	J	0.025	0.010	mg/L	1		6010B	TCLP
Zinc	0.21	J B	0.50	0.020	mg/L	1		6010B	TCLP
Manganese	0.92		0.025	0.010	mg/L	1		6010B	SPLP East
Mercury	0.020		0.017	0.0090	mg/Kg	1	☼	7471B	Total/NA
pH	8.70		0.200	0.200	SU	1		9045D	Total/NA

This Detection Summary does not include radiochemical test results.

TestAmerica Chicago

Sample Summary

Client: Ecology and Environment, Inc.
Project/Site: IDOT - IL 38 - WO 008

TestAmerica Job ID: 500-107641-3

Lab Sample ID	Client Sample ID	Matrix	Collected	Received
500-107641-16	3011-18-B11 (0-1)	Solid	02/16/16 13:50	02/17/16 07:45



Client Sample Results

Client: Ecology and Environment, Inc.
Project/Site: IDOT - IL 38 - WO 008

TestAmerica Job ID: 500-107641-3

Client Sample ID: 3011-18-B11 (0-1)

Lab Sample ID: 500-107641-16

Date Collected: 02/16/16 13:50

Matrix: Solid

Date Received: 02/17/16 07:45

Percent Solids: 88.6

Method: 8260B - Volatile Organic Compounds (GC/MS)

Analyte	Result	Qualifier	RL	MDL	Unit	D	Prepared	Analyzed	Dil Fac
Acetone	<0.018		0.018	0.0035	mg/Kg	☼	02/17/16 08:40	02/23/16 11:47	1
Benzene	<0.0045		0.0045	0.00099	mg/Kg	☼	02/17/16 08:40	02/23/16 11:47	1
Bromodichloromethane	<0.0045		0.0045	0.00075	mg/Kg	☼	02/17/16 08:40	02/23/16 11:47	1
Bromoform	<0.0045		0.0045	0.00091	mg/Kg	☼	02/17/16 08:40	02/23/16 11:47	1
Bromomethane	<0.0045		0.0045	0.0016	mg/Kg	☼	02/17/16 08:40	02/23/16 11:47	1
2-Butanone (MEK)	<0.0045		0.0045	0.0016	mg/Kg	☼	02/17/16 08:40	02/23/16 11:47	1
Carbon disulfide	<0.0045		0.0045	0.0016	mg/Kg	☼	02/17/16 08:40	02/23/16 11:47	1
Carbon tetrachloride	<0.0045		0.0045	0.00096	mg/Kg	☼	02/17/16 08:40	02/23/16 11:47	1
Chlorobenzene	<0.0045		0.0045	0.0011	mg/Kg	☼	02/17/16 08:40	02/23/16 11:47	1
Chloroethane	<0.0045		0.0045	0.0019	mg/Kg	☼	02/17/16 08:40	02/23/16 11:47	1
Chloroform	<0.0045		0.0045	0.00087	mg/Kg	☼	02/17/16 08:40	02/23/16 11:47	1
Chloromethane	<0.0045		0.0045	0.0011	mg/Kg	☼	02/17/16 08:40	02/23/16 11:47	1
cis-1,2-Dichloroethene	<0.0045		0.0045	0.00091	mg/Kg	☼	02/17/16 08:40	02/23/16 11:47	1
cis-1,3-Dichloropropene	<0.0045		0.0045	0.0010	mg/Kg	☼	02/17/16 08:40	02/23/16 11:47	1
Dibromochloromethane	<0.0045		0.0045	0.00051	mg/Kg	☼	02/17/16 08:40	02/23/16 11:47	1
1,1-Dichloroethane	<0.0045		0.0045	0.00092	mg/Kg	☼	02/17/16 08:40	02/23/16 11:47	1
1,2-Dichloroethane	<0.0045		0.0045	0.00066	mg/Kg	☼	02/17/16 08:40	02/23/16 11:47	1
1,1-Dichloroethene	<0.0045		0.0045	0.0016	mg/Kg	☼	02/17/16 08:40	02/23/16 11:47	1
1,2-Dichloropropane	<0.0045		0.0045	0.0012	mg/Kg	☼	02/17/16 08:40	02/23/16 11:47	1
1,3-Dichloropropane, Total	<0.0045		0.0045	0.0013	mg/Kg	☼	02/17/16 08:40	02/23/16 11:47	1
Ethylbenzene	<0.0045		0.0045	0.0011	mg/Kg	☼	02/17/16 08:40	02/23/16 11:47	1
2-Hexanone	<0.0045		0.0045	0.0014	mg/Kg	☼	02/17/16 08:40	02/23/16 11:47	1
Methylene Chloride	<0.0045		0.0045	0.0034	mg/Kg	☼	02/17/16 08:40	02/23/16 11:47	1
4-Methyl-2-pentanone (MIBK)	<0.0045		0.0045	0.00092	mg/Kg	☼	02/17/16 08:40	02/23/16 11:47	1
Methyl tert-butyl ether	<0.0045		0.0045	0.0011	mg/Kg	☼	02/17/16 08:40	02/23/16 11:47	1
Styrene	<0.0045		0.0045	0.0010	mg/Kg	☼	02/17/16 08:40	02/23/16 11:47	1
1,1,2,2-Tetrachloroethane	<0.0045		0.0045	0.00071	mg/Kg	☼	02/17/16 08:40	02/23/16 11:47	1
Tetrachloroethene	<0.0045		0.0045	0.00093	mg/Kg	☼	02/17/16 08:40	02/23/16 11:47	1
Toluene	<0.0045		0.0045	0.0016	mg/Kg	☼	02/17/16 08:40	02/23/16 11:47	1
trans-1,2-Dichloroethene	<0.0045		0.0045	0.0011	mg/Kg	☼	02/17/16 08:40	02/23/16 11:47	1
trans-1,3-Dichloropropene	<0.0045		0.0045	0.0013	mg/Kg	☼	02/17/16 08:40	02/23/16 11:47	1
1,1,1-Trichloroethane	<0.0045		0.0045	0.0010	mg/Kg	☼	02/17/16 08:40	02/23/16 11:47	1
1,1,2-Trichloroethane	<0.0045		0.0045	0.00087	mg/Kg	☼	02/17/16 08:40	02/23/16 11:47	1
Trichloroethene	<0.0045		0.0045	0.0012	mg/Kg	☼	02/17/16 08:40	02/23/16 11:47	1
Vinyl acetate	<0.0045		0.0045	0.0012	mg/Kg	☼	02/17/16 08:40	02/23/16 11:47	1
Vinyl chloride	<0.0045		0.0045	0.0011	mg/Kg	☼	02/17/16 08:40	02/23/16 11:47	1
Xylenes, Total	<0.0089		0.0089	0.0017	mg/Kg	☼	02/17/16 08:40	02/23/16 11:47	1

Surrogate	%Recovery	Qualifier	Limits	Prepared	Analyzed	Dil Fac
4-Bromofluorobenzene (Surr)	99		70 - 122	02/17/16 08:40	02/23/16 11:47	1
Dibromofluoromethane	105		75 - 120	02/17/16 08:40	02/23/16 11:47	1
1,2-Dichloroethane-d4 (Surr)	113		70 - 134	02/17/16 08:40	02/23/16 11:47	1
Toluene-d8 (Surr)	109		75 - 122	02/17/16 08:40	02/23/16 11:47	1

Method: 8270D - Semivolatile Organic Compounds (GC/MS)

Analyte	Result	Qualifier	RL	MDL	Unit	D	Prepared	Analyzed	Dil Fac
Phenol	<0.18		0.18	0.081	mg/Kg	☼	02/22/16 06:59	03/01/16 04:15	1
Bis(2-chloroethyl)ether	<0.18		0.18	0.055	mg/Kg	☼	02/22/16 06:59	03/01/16 04:15	1
1,3-Dichlorobenzene	<0.18		0.18	0.041	mg/Kg	☼	02/22/16 06:59	03/01/16 04:15	1
1,4-Dichlorobenzene	<0.18		0.18	0.047	mg/Kg	☼	02/22/16 06:59	03/01/16 04:15	1

TestAmerica Chicago

Client Sample Results

Client: Ecology and Environment, Inc.
Project/Site: IDOT - IL 38 - WO 008

TestAmerica Job ID: 500-107641-3

Client Sample ID: 3011-18-B11 (0-1)

Lab Sample ID: 500-107641-16

Date Collected: 02/16/16 13:50

Matrix: Solid

Date Received: 02/17/16 07:45

Percent Solids: 88.6

Method: 8270D - Semivolatile Organic Compounds (GC/MS) (Continued)

Analyte	Result	Qualifier	RL	MDL	Unit	D	Prepared	Analyzed	Dil Fac
1,2-Dichlorobenzene	<0.18		0.18	0.044	mg/Kg	☼	02/22/16 06:59	03/01/16 04:15	1
2-Methylphenol	<0.18		0.18	0.059	mg/Kg	☼	02/22/16 06:59	03/01/16 04:15	1
2,2'-oxybis[1-chloropropane]	<0.18		0.18	0.042	mg/Kg	☼	02/22/16 06:59	03/01/16 04:15	1
N-Nitrosodi-n-propylamine	<0.074		0.074	0.045	mg/Kg	☼	02/22/16 06:59	03/01/16 04:15	1
Hexachloroethane	<0.18		0.18	0.056	mg/Kg	☼	02/22/16 06:59	03/01/16 04:15	1
2-Chlorophenol	<0.18		0.18	0.063	mg/Kg	☼	02/22/16 06:59	03/01/16 04:15	1
Nitrobenzene	<0.036		0.036	0.0091	mg/Kg	☼	02/22/16 06:59	03/01/16 04:15	1
Bis(2-chloroethoxy)methane	<0.18		0.18	0.037	mg/Kg	☼	02/22/16 06:59	03/01/16 04:15	1
1,2,4-Trichlorobenzene	<0.18		0.18	0.039	mg/Kg	☼	02/22/16 06:59	03/01/16 04:15	1
Isophorone	<0.18		0.18	0.041	mg/Kg	☼	02/22/16 06:59	03/01/16 04:15	1
2,4-Dimethylphenol	<0.36		0.36	0.14	mg/Kg	☼	02/22/16 06:59	03/01/16 04:15	1
Hexachlorobutadiene	<0.18		0.18	0.058	mg/Kg	☼	02/22/16 06:59	03/01/16 04:15	1
Naphthalene	<0.036		0.036	0.0056	mg/Kg	☼	02/22/16 06:59	03/01/16 04:15	1
2,4-Dichlorophenol	<0.36		0.36	0.087	mg/Kg	☼	02/22/16 06:59	03/01/16 04:15	1
4-Chloroaniline	<0.74		0.74	0.17	mg/Kg	☼	02/22/16 06:59	03/01/16 04:15	1
2,4,6-Trichlorophenol	<0.36		0.36	0.13	mg/Kg	☼	02/22/16 06:59	03/01/16 04:15	1
2,4,5-Trichlorophenol	<0.36		0.36	0.084	mg/Kg	☼	02/22/16 06:59	03/01/16 04:15	1
Hexachlorocyclopentadiene	<0.74		0.74	0.21	mg/Kg	☼	02/22/16 06:59	03/01/16 04:15	1
2-Methylnaphthalene	<0.036		0.036	0.0067	mg/Kg	☼	02/22/16 06:59	03/01/16 04:15	1
2-Nitroaniline	<0.18		0.18	0.049	mg/Kg	☼	02/22/16 06:59	03/01/16 04:15	1
2-Chloronaphthalene	<0.18		0.18	0.040	mg/Kg	☼	02/22/16 06:59	03/01/16 04:15	1
4-Chloro-3-methylphenol	<0.36		0.36	0.12	mg/Kg	☼	02/22/16 06:59	03/01/16 04:15	1
2,6-Dinitrotoluene	<0.18		0.18	0.072	mg/Kg	☼	02/22/16 06:59	03/01/16 04:15	1
2-Nitrophenol	<0.36		0.36	0.087	mg/Kg	☼	02/22/16 06:59	03/01/16 04:15	1
3-Nitroaniline	<0.36		0.36	0.11	mg/Kg	☼	02/22/16 06:59	03/01/16 04:15	1
Dimethyl phthalate	<0.18		0.18	0.048	mg/Kg	☼	02/22/16 06:59	03/01/16 04:15	1
2,4-Dinitrophenol	<0.74		0.74	0.64	mg/Kg	☼	02/22/16 06:59	03/01/16 04:15	1
Acenaphthylene	<0.036		0.036	0.0048	mg/Kg	☼	02/22/16 06:59	03/01/16 04:15	1
2,4-Dinitrotoluene	<0.18		0.18	0.058	mg/Kg	☼	02/22/16 06:59	03/01/16 04:15	1
Acenaphthene	<0.036		0.036	0.0066	mg/Kg	☼	02/22/16 06:59	03/01/16 04:15	1
Dibenzofuran	<0.18		0.18	0.043	mg/Kg	☼	02/22/16 06:59	03/01/16 04:15	1
4-Nitrophenol	<0.74		0.74	0.35	mg/Kg	☼	02/22/16 06:59	03/01/16 04:15	1
Fluorene	<0.036		0.036	0.0051	mg/Kg	☼	02/22/16 06:59	03/01/16 04:15	1
4-Nitroaniline	<0.36		0.36	0.15	mg/Kg	☼	02/22/16 06:59	03/01/16 04:15	1
4-Bromophenyl phenyl ether	<0.18		0.18	0.048	mg/Kg	☼	02/22/16 06:59	03/01/16 04:15	1
Hexachlorobenzene	<0.074		0.074	0.0085	mg/Kg	☼	02/22/16 06:59	03/01/16 04:15	1
Diethyl phthalate	<0.18		0.18	0.062	mg/Kg	☼	02/22/16 06:59	03/01/16 04:15	1
4-Chlorophenyl phenyl ether	<0.18		0.18	0.043	mg/Kg	☼	02/22/16 06:59	03/01/16 04:15	1
Pentachlorophenol	<0.74		0.74	0.59	mg/Kg	☼	02/22/16 06:59	03/01/16 04:15	1
N-Nitrosodiphenylamine	<0.18		0.18	0.043	mg/Kg	☼	02/22/16 06:59	03/01/16 04:15	1
4,6-Dinitro-2-methylphenol	<0.74		0.74	0.29	mg/Kg	☼	02/22/16 06:59	03/01/16 04:15	1
Phenanthrene	0.016	J	0.036	0.0051	mg/Kg	☼	02/22/16 06:59	03/01/16 04:15	1
Anthracene	<0.036		0.036	0.0061	mg/Kg	☼	02/22/16 06:59	03/01/16 04:15	1
Carbazole	<0.18		0.18	0.092	mg/Kg	☼	02/22/16 06:59	03/01/16 04:15	1
Di-n-butyl phthalate	<0.18		0.18	0.056	mg/Kg	☼	02/22/16 06:59	03/01/16 04:15	1
Fluoranthene	0.030	J	0.036	0.0068	mg/Kg	☼	02/22/16 06:59	03/01/16 04:15	1
Pyrene	0.046		0.036	0.0073	mg/Kg	☼	02/22/16 06:59	03/01/16 04:15	1
Butyl benzyl phthalate	<0.18		0.18	0.070	mg/Kg	☼	02/22/16 06:59	03/01/16 04:15	1
Benzo[a]anthracene	0.016	J	0.036	0.0049	mg/Kg	☼	02/22/16 06:59	03/01/16 04:15	1

TestAmerica Chicago

Client Sample Results

Client: Ecology and Environment, Inc.
Project/Site: IDOT - IL 38 - WO 008

TestAmerica Job ID: 500-107641-3

Client Sample ID: 3011-18-B11 (0-1)

Lab Sample ID: 500-107641-16

Date Collected: 02/16/16 13:50

Matrix: Solid

Date Received: 02/17/16 07:45

Percent Solids: 88.6

Method: 8270D - Semivolatile Organic Compounds (GC/MS) (Continued)

Analyte	Result	Qualifier	RL	MDL	Unit	D	Prepared	Analyzed	Dil Fac
Chrysene	0.021	J	0.036	0.010	mg/Kg	☼	02/22/16 06:59	03/01/16 04:15	1
3,3'-Dichlorobenzidine	<0.18		0.18	0.051	mg/Kg	☼	02/22/16 06:59	03/01/16 04:15	1
Bis(2-ethylhexyl) phthalate	<0.18		0.18	0.067	mg/Kg	☼	02/22/16 06:59	03/01/16 04:15	1
Di-n-octyl phthalate	<0.18		0.18	0.060	mg/Kg	☼	02/22/16 06:59	03/01/16 04:15	1
Benzo[b]fluoranthene	0.040		0.036	0.0079	mg/Kg	☼	02/22/16 06:59	03/01/16 04:15	1
Benzo[k]fluoranthene	0.018	J	0.036	0.011	mg/Kg	☼	02/22/16 06:59	03/01/16 04:15	1
Benzo[a]pyrene	0.021	J	0.036	0.0071	mg/Kg	☼	02/22/16 06:59	03/01/16 04:15	1
Indeno[1,2,3-cd]pyrene	0.018	J	0.036	0.0095	mg/Kg	☼	02/22/16 06:59	03/01/16 04:15	1
Dibenz(a,h)anthracene	<0.036		0.036	0.0071	mg/Kg	☼	02/22/16 06:59	03/01/16 04:15	1
Benzo[g,h,i]perylene	0.018	J	0.036	0.012	mg/Kg	☼	02/22/16 06:59	03/01/16 04:15	1
3 & 4 Methylphenol	<0.18		0.18	0.061	mg/Kg	☼	02/22/16 06:59	03/01/16 04:15	1

Surrogate	%Recovery	Qualifier	Limits	Prepared	Analyzed	Dil Fac
2-Fluorophenol	84		25 - 110	02/22/16 06:59	03/01/16 04:15	1
Phenol-d5	75		31 - 110	02/22/16 06:59	03/01/16 04:15	1
Nitrobenzene-d5	63		25 - 115	02/22/16 06:59	03/01/16 04:15	1
2-Fluorobiphenyl	68		25 - 119	02/22/16 06:59	03/01/16 04:15	1
2,4,6-Tribromophenol	63		35 - 137	02/22/16 06:59	03/01/16 04:15	1
Terphenyl-d14	141	X	36 - 134	02/22/16 06:59	03/01/16 04:15	1

Method: 6010B - Metals (ICP)

Analyte	Result	Qualifier	RL	MDL	Unit	D	Prepared	Analyzed	Dil Fac
Antimony	<1.1		1.1	0.22	mg/Kg	☼	02/23/16 16:44	02/26/16 04:14	1
Arsenic	4.8		0.54	0.25	mg/Kg	☼	02/23/16 16:44	02/26/16 04:14	1
Barium	46		0.54	0.099	mg/Kg	☼	02/23/16 16:44	02/26/16 04:14	1
Beryllium	0.35		0.22	0.047	mg/Kg	☼	02/23/16 16:44	02/26/16 04:14	1
Boron	5.0		2.7	0.38	mg/Kg	☼	02/23/16 16:44	02/26/16 04:14	1
Cadmium	0.14		0.11	0.031	mg/Kg	☼	02/23/16 16:44	02/26/16 04:14	1
Calcium	90000	B	110	35	mg/Kg	☼	02/23/16 16:44	02/26/16 06:13	10
Chromium	9.7	B	0.54	0.093	mg/Kg	☼	02/23/16 16:44	02/26/16 04:14	1
Cobalt	6.2		0.27	0.061	mg/Kg	☼	02/23/16 16:44	02/26/16 04:14	1
Copper	11		0.54	0.12	mg/Kg	☼	02/23/16 16:44	02/26/16 04:14	1
Iron	9500	B	11	4.2	mg/Kg	☼	02/23/16 16:44	02/26/16 04:14	1
Lead	33		0.27	0.13	mg/Kg	☼	02/23/16 16:44	02/26/16 04:14	1
Magnesium	37000	B	5.4	2.2	mg/Kg	☼	02/23/16 16:44	02/26/16 04:14	1
Manganese	350		0.54	0.11	mg/Kg	☼	02/23/16 16:44	02/26/16 04:14	1
Nickel	12		0.54	0.15	mg/Kg	☼	02/23/16 16:44	02/26/16 04:14	1
Potassium	690		27	4.4	mg/Kg	☼	02/23/16 16:44	02/26/16 04:14	1
Selenium	<0.54		0.54	0.27	mg/Kg	☼	02/23/16 16:44	02/26/16 04:14	1
Silver	<0.27		0.27	0.063	mg/Kg	☼	02/23/16 16:44	02/26/16 04:14	1
Sodium	1300		54	7.1	mg/Kg	☼	02/23/16 16:44	02/26/16 04:14	1
Thallium	<0.54		0.54	0.27	mg/Kg	☼	02/23/16 16:44	02/26/16 04:14	1
Vanadium	14		0.27	0.079	mg/Kg	☼	02/23/16 16:44	02/26/16 04:14	1
Zinc	48		1.1	0.34	mg/Kg	☼	02/23/16 16:44	02/26/16 04:14	1

Method: 6010B - Metals (ICP) - TCLP

Analyte	Result	Qualifier	RL	MDL	Unit	D	Prepared	Analyzed	Dil Fac
Barium	0.42	J	0.50	0.050	mg/L		02/21/16 16:00	02/23/16 22:32	1
Beryllium	<0.0040		0.0040	0.0040	mg/L		02/21/16 16:00	02/23/16 22:32	1
Boron	0.22	J	0.50	0.050	mg/L		02/21/16 16:00	02/23/16 22:32	1

TestAmerica Chicago

Client Sample Results

Client: Ecology and Environment, Inc.
Project/Site: IDOT - IL 38 - WO 008

TestAmerica Job ID: 500-107641-3

Client Sample ID: 3011-18-B11 (0-1)

Lab Sample ID: 500-107641-16

Date Collected: 02/16/16 13:50

Matrix: Solid

Date Received: 02/17/16 07:45

Percent Solids: 88.6

Method: 6010B - Metals (ICP) - TCLP (Continued)

Analyte	Result	Qualifier	RL	MDL	Unit	D	Prepared	Analyzed	Dil Fac
Cadmium	<0.0050		0.0050	0.0020	mg/L		02/21/16 16:00	02/23/16 22:32	1
Chromium	<0.025		0.025	0.010	mg/L		02/21/16 16:00	02/23/16 22:32	1
Cobalt	0.018	J	0.025	0.010	mg/L		02/21/16 16:00	02/23/16 22:32	1
Iron	<0.40		0.40	0.20	mg/L		02/21/16 16:00	02/23/16 22:32	1
Lead	<0.0075		0.0075	0.0075	mg/L		02/21/16 16:00	02/23/16 22:32	1
Manganese	4.2		0.025	0.010	mg/L		02/21/16 16:00	02/23/16 22:32	1
Nickel	0.013	J	0.025	0.010	mg/L		02/21/16 16:00	02/23/16 22:32	1
Selenium	<0.050		0.050	0.020	mg/L		02/21/16 16:00	02/23/16 22:32	1
Silver	<0.025		0.025	0.010	mg/L		02/21/16 16:00	02/23/16 22:32	1
Zinc	0.21	J B	0.50	0.020	mg/L		02/21/16 16:00	02/23/16 22:32	1

Method: 6010B - Metals (ICP) - SPLP East

Analyte	Result	Qualifier	RL	MDL	Unit	D	Prepared	Analyzed	Dil Fac
Manganese	0.92		0.025	0.010	mg/L		02/23/16 09:20	02/25/16 04:54	1

Method: 6020A - Metals (ICP/MS) - TCLP

Analyte	Result	Qualifier	RL	MDL	Unit	D	Prepared	Analyzed	Dil Fac
Antimony	<0.0060		0.0060	0.0060	mg/L		02/21/16 16:00	02/22/16 20:35	1
Thallium	<0.0020	^	0.0020	0.0020	mg/L		02/21/16 16:00	02/22/16 20:35	1

Method: 7470A - TCLP Mercury - TCLP

Analyte	Result	Qualifier	RL	MDL	Unit	D	Prepared	Analyzed	Dil Fac
Mercury	<0.00020		0.00020	0.00020	mg/L		02/22/16 15:15	02/23/16 11:28	1

Method: 7471B - Mercury (CVAA)

Analyte	Result	Qualifier	RL	MDL	Unit	D	Prepared	Analyzed	Dil Fac
Mercury	0.020		0.017	0.0090	mg/Kg	☼	02/23/16 15:15	02/24/16 12:55	1

General Chemistry

Analyte	Result	Qualifier	RL	MDL	Unit	D	Prepared	Analyzed	Dil Fac
pH	8.70		0.200	0.200	SU			02/19/16 19:22	1

Definitions/Glossary

Client: Ecology and Environment, Inc.
Project/Site: IDOT - IL 38 - WO 008

TestAmerica Job ID: 500-107641-3

Qualifiers

GC/MS VOA

Qualifier	Qualifier Description
*	LCS or LCSD is outside acceptance limits.

GC/MS Semi VOA

Qualifier	Qualifier Description
J	Result is less than the RL but greater than or equal to the MDL and the concentration is an approximate value.
X	Surrogate is outside control limits

Metals

Qualifier	Qualifier Description
^	ICV,CCV,ICB,CCB, ISA, ISB, CRI, CRA, DLCK or MRL standard: Instrument related QC is outside acceptance limits.
J	Result is less than the RL but greater than or equal to the MDL and the concentration is an approximate value.
B	Compound was found in the blank and sample.

Glossary

Abbreviation	These commonly used abbreviations may or may not be present in this report.
α	Listed under the "D" column to designate that the result is reported on a dry weight basis
%R	Percent Recovery
CFL	Contains Free Liquid
CNF	Contains no Free Liquid
DER	Duplicate error ratio (normalized absolute difference)
Dil Fac	Dilution Factor
DL, RA, RE, IN	Indicates a Dilution, Re-analysis, Re-extraction, or additional Initial metals/anion analysis of the sample
DLC	Decision level concentration
MDA	Minimum detectable activity
EDL	Estimated Detection Limit
MDC	Minimum detectable concentration
MDL	Method Detection Limit
ML	Minimum Level (Dioxin)
NC	Not Calculated
ND	Not detected at the reporting limit (or MDL or EDL if shown)
PQL	Practical Quantitation Limit
QC	Quality Control
RER	Relative error ratio
RL	Reporting Limit or Requested Limit (Radiochemistry)
RPD	Relative Percent Difference, a measure of the relative difference between two points
TEF	Toxicity Equivalent Factor (Dioxin)
TEQ	Toxicity Equivalent Quotient (Dioxin)

Certification Summary

Client: Ecology and Environment, Inc.
Project/Site: IDOT - IL 38 - WO 008

TestAmerica Job ID: 500-107641-3

Laboratory: TestAmerica Chicago

Unless otherwise noted, all analytes for this laboratory were covered under each certification below.

Authority	Program	EPA Region	Certification ID	Expiration Date
Illinois	NELAP	5	100201	04-30-16

The following analytes are included in this report, but certification is not offered by the governing authority:

Analysis Method	Prep Method	Matrix	Analyte
6020A	3010A	Solid	Antimony
6020A	3010A	Solid	Thallium
8260B	5035	Solid	1,3-Dichloropropene, Total
Moisture		Solid	Percent Moisture
Moisture		Solid	Percent Solids

TestAmerica

THE LEADER IN ENVIRONMENTAL TESTING

2417 Bond Street, University Park, IL 60484
 Phone: 708.534.5200 Fax: 708.534.5211

Report To _____ (optional)	Bill To _____ (optional)
Contact: _____	Contact: _____
Company: _____	Company: _____
Address: _____	Address: _____
Address: _____	Address: _____
Phone: _____	Phone: _____
Fax: _____	Fax: _____
E-Mail: _____	PO#/Reference# _____

Chain of Custody Record

Lab Job #: 500-107641

Chain of Custody Number: _____

Page _____ of _____

Temperature °C of Cooler: _____

Client		Client Project #		Preservative		Parameter		Matrix		Comments	
EE		1609341-001E-01									
Project Name		Lab Project #		# of Containers		Matrix		Matrix		Comments	
TC 30		50011661									
Project Location/State		Lab PM		Date		Time		Matrix		Comments	
Kane County, IL		D. W. J. H.									
Sampler		Sampling		Date		Time		Matrix		Comments	
S. Cooper											
Lab ID	M/S/MSD	Sample ID	Date	Time	# of Containers	Matrix					
5		3011-18-1308 (0-1)	2/16/16	1130	2	S	X	X	X	X	
6		3011-18-1306 (0-1)	2/16/16	1135	2	S	X	X	X	X	
7		3011-18-1304 (0-1)	2/16/16	1140	2	S	X	X	X	X	
8		3011-18-1302 (0-1)	2/16/16	1145	2	S	X	X	X	X	
9		3011-18-1301 (0-1)	2/16/16	1250	2	S	X	X	X	X	
10		3011-18-1301 (0-1) D	2/16/16	1258	2	S	X	X	X	X	
11		3011-18-1303 (0-1)	2/16/16	1305	2	S	X	X	X	X	
12		3011-18-1305 (0-1)	2/16/16	1310	2	S	X	X	X	X	
13		3011-18-1307 (0-1)	2/16/16	1325	2	S	X	X	X	X	
14		3011-18-1309 (0-1)	2/16/16	1330	2	S	X	X	X	X	

Turnaround Time Required (Business Days): 1 Day 2 Days 5 Days 7 Days 10 Days 15 Days Other

Requested Due Date: _____

Sample Disposal: Return to Client Disposal by Lab Archive for _____ Months (A fee may be assessed if samples are retained longer than 1 month)

Relinquished By: <u>S. Cooper</u> Company: <u>EE</u> Date: <u>2/16/16</u> Time: <u>1530</u>	Received By: <u>[Signature]</u> Company: <u>A</u> Date: <u>2/16/16</u> Time: <u>1530</u>	Lab Courier: <u>TA</u>
Relinquished By: <u>[Signature]</u> Company: <u>TA</u> Date: <u>2/16/16</u> Time: <u>1215</u>	Received By: <u>[Signature]</u> Company: <u>TA-CERT</u> Date: <u>2/17/16</u> Time: <u>0745</u>	Shipped: _____
Relinquished By: _____ Company: _____ Date: _____ Time: _____	Received By: _____ Company: _____ Date: _____ Time: _____	Hand Delivered: _____

- Matrix Key
- WW - Wastewater
 - W - Water
 - S - Soil
 - SL - Sludge
 - MS - Miscellaneous
 - OL - Oil
 - A - Air
 - SE - Sediment
 - SO - Soil
 - L - Leachate
 - WI - Wipe
 - DW - Drinking Water
 - O - Other

Client Comments: _____

Lab Comments: _____

TestAmerica

THE LEADER IN ENVIRONMENTAL TESTING

2417 Bond Street, University Park, IL 60484
 Phone: 708.534.5200 Fax: 708.534.5211

Report To (optional)
 Contact: _____
 Company: _____
 Address: _____
 Address: _____
 Phone: _____
 Fax: _____
 E-Mail: _____

Bill To (optional)
 Contact: _____
 Company: _____
 Address: _____
 Address: _____
 Phone: _____
 Fax: _____
 PO#/Reference# _____

Chain of Custody Record

Lab Job #: 500-107641
 Chain of Custody Number: _____
 Page _____ of _____
 Temperature °C of Cooler: _____

Client		Client Project #		Preservative		Parameter		Matrix		Comments			
EE		1009741-0008.d											
Project Name		Lab Project #		Date		Time		# of Containers		Matrix			
FL 78		S0011E04		2/16/16		1340		2 5		VOC			
Project Location/State		Lab PM		Date		Time		# of Containers		Matrix			
Kane County, IL		D. Wright		2/16/16		1350		2 3		SVOC			
Sampler		Sample ID		Date		Time		# of Containers		Matrix			
J. Cooper		Soil-18-B11 (0-1)		2/16/16		1350		2 3		Total PVC Metals Total SVOC Total Metals pH/95 Solids			
15		Soil-18-B10 (0-1)		2/16/16	1340	2	5	X	X	X	X	X	
16		Soil-18-B11 (0-1)		2/16/16	1350	2	3	X	X	X	X	X	
2/16/16													

- Preservative Key
- HCL, Cool to 4°
 - H2SO4, Cool to 4°
 - HNO3, Cool to 4°
 - NaOH, Cool to 4°
 - NaOH/Zn, Cool to 4°
 - NaHSO4
 - Cool to 4°
 - None
 - Other

Turnaround Time Required (Business Days)
 ___ 1 Day ___ 2 Days ___ 5 Days ___ 7 Days ___ 10 Days ___ 15 Days ___ Other 1 Day

Requested Due Date: _____

Sample Disposal
 Return to Client Disposal by Lab Archive for _____ Months (A fee may be assessed if samples are retained longer than 1 month)

Relinquished By: <u>[Signature]</u> Company: <u>EE</u> Date: <u>2/16/16</u> Time: <u>1530</u>	Received By: <u>[Signature]</u> Company: <u>TA</u> Date: <u>2/16/16</u> Time: <u>1530</u>
Relinquished By: <u>[Signature]</u> Company: <u>TA</u> Date: <u>2/16/16</u> Time: <u>1715</u>	Received By: <u>[Signature]</u> Company: <u>TA-CRT</u> Date: <u>2/17/16</u> Time: <u>0948</u>

Lab Courier: [Signature]
 Shipped: _____
 Hand Delivered: _____

- Matrix Key
- WW - Wastewater
 - W - Water
 - S - Soil
 - SL - Sludge
 - MS - Miscellaneous
 - OL - Oil
 - A - Air
 - SE - Sediment
 - SO - Soil
 - L - Leachate
 - WI - Wipe
 - DW - Drinking Water
 - O - Other

Client Comments: _____

Lab Comments: _____

Login Sample Receipt Checklist

Client: Ecology and Environment, Inc.

Job Number: 500-107641-3

Login Number: 107641

List Source: TestAmerica Chicago

List Number: 1

Creator: Scott, Sherri L

Question	Answer	Comment
Radioactivity wasn't checked or is \leq background as measured by a survey meter.	True	
The cooler's custody seal, if present, is intact.	True	
Sample custody seals, if present, are intact.	True	
The cooler or samples do not appear to have been compromised or tampered with.	True	
Samples were received on ice.	True	
Cooler Temperature is acceptable.	True	
Cooler Temperature is recorded.	True	2.8,2.5,3.2,3.5
COC is present.	True	
COC is filled out in ink and legible.	True	
COC is filled out with all pertinent information.	True	
Is the Field Sampler's name present on COC?	True	
There are no discrepancies between the containers received and the COC.	True	
Samples are received within Holding Time (excluding tests with immediate HTs)	True	
Sample containers have legible labels.	True	
Containers are not broken or leaking.	True	
Sample collection date/times are provided.	True	
Appropriate sample containers are used.	True	
Sample bottles are completely filled.	True	
Sample Preservation Verified.	True	
There is sufficient vol. for all requested analyses, incl. any requested MS/MSDs	True	
Containers requiring zero headspace have no headspace or bubble is <math><6\text{mm}</math> (1/4").	N/A	
Multiphasic samples are not present.	True	
Samples do not require splitting or compositing.	True	
Residual Chlorine Checked.	N/A	



TestAmerica

THE LEADER IN ENVIRONMENTAL TESTING

ANALYTICAL REPORT

TestAmerica Laboratories, Inc.
TestAmerica Chicago
2417 Bond Street
University Park, IL 60484
Tel: (708)534-5200

TestAmerica Job ID: 500-107642-1
Client Project/Site: IDOT - IL 38 - WO 008

For:
Ecology and Environment, Inc.
33 West Monroe St.
Suite 1410
Chicago, Illinois 60603

Attn: Mr. Dean Tiebout

Jodie Bracken

Authorized for release by:
2/29/2016 5:01:21 PM
Jodie Bracken, Project Management Assistant II
jodie.bracken@testamericainc.com

Designee for
Richard Wright, Senior Project Manager
(708)534-5200
richard.wright@testamericainc.com

LINKS

Review your project
results through
TotalAccess

Have a Question?



Visit us at:
www.testamericainc.com

The test results in this report meet all 2003 NELAC and 2009 TNI requirements for accredited parameters, exceptions are noted in this report. This report may not be reproduced except in full, and with written approval from the laboratory. For questions please contact the Project Manager at the e-mail address or telephone number listed on this page.

This report has been electronically signed and authorized by the signatory. Electronic signature is intended to be the legally binding equivalent of a traditionally handwritten signature.

Results relate only to the items tested and the sample(s) as received by the laboratory.

1

2

3

4

5

6

7

8

9

10



Table of Contents

Cover Page	1
Table of Contents	2
Case Narrative	3
Detection Summary	4
Sample Summary	24
Client Sample Results	25
Definitions	117
Certification Summary	118
Chain of Custody	119
Receipt Checklists	120

Case Narrative

Client: Ecology and Environment, Inc.
Project/Site: IDOT - IL 38 - WO 008

TestAmerica Job ID: 500-107642-1

Job ID: 500-107642-1

Laboratory: TestAmerica Chicago

Narrative

Job Narrative 500-107642-1

Comments

No additional comments.

Receipt

The samples were received on 2/17/2016 7:45 AM; the samples arrived in good condition, properly preserved and, where required, on ice. The temperatures of the 4 coolers at receipt time were 2.5° C, 2.8° C, 3.2° C and 3.5° C.

GC/MS VOA

Method(s) 8260B: The following analyte recovered outside control limits for the LCS/LCSD associated with 500-324046: Bromomethane. This is not indicative of a systematic control problem because this was a random marginal exceedance. Qualified results have been reported.

Method(s) 8260B: The laboratory control sample (LCS) and / or laboratory control sample duplicate (LCSD) for 500-324046 recovered outside control limits for the following analyte: 1,2-Dichloropropane. This analyte was biased high in the LCS/LCSD and was not detected in the associated samples; therefore, the data have been reported.

No additional analytical or quality issues were noted, other than those described above or in the Definitions/Glossary page.

GC/MS Semi VOA

Method(s) 8270D: The following sample contained one acid surrogate and/or one base/neutral surrogate outside acceptance limits: 3011-25-B02 (0-1) (500-107642-2), (500-107642-E-1-B MS) and (500-107642-E-1-C MSD). The laboratory's SOP allows one acid and one base/neutral surrogate to be outside acceptance limits; therefore, re-extraction was not performed. These results have been reported and qualified.

No additional analytical or quality issues were noted, other than those described above or in the Definitions/Glossary page.

Metals

Method(s) 6010B: The method blank for preparation batch 500-324239 and analytical batch 500-324569 contained Calcium, Chromium, and Magnesium above the reporting limit (RL). Associated samples 3011-25-B01 (0-1) (500-107642-1) and 3011-25-B02 (0-1) (500-107642-2), were not re-extracted and/or re-analyzed because results were greater than 10X the value found in the method blank.

No additional analytical or quality issues were noted, other than those described above or in the Definitions/Glossary page.

General Chemistry

No analytical or quality issues were noted, other than those described in the Definitions/Glossary page.

Organic Prep

No analytical or quality issues were noted, other than those described in the Definitions/Glossary page.

Detection Summary

Client: Ecology and Environment, Inc.
Project/Site: IDOT - IL 38 - WO 008

TestAmerica Job ID: 500-107642-1

- 1
- 2
- 3
- 4
- 5
- 6
- 7
- 8
- 9
- 10

Client Sample ID: 3011-25-B02 (0-1)

Lab Sample ID: 500-107642-2

Analyte	Result	Qualifier	RL	MDL	Unit	Dil Fac	D	Method	Prep Type
Phenanthrene	0.022	J	0.036	0.0051	mg/Kg	1	☼	8270D	Total/NA
Fluoranthene	0.035	J	0.036	0.0067	mg/Kg	1	☼	8270D	Total/NA
Pyrene	0.10		0.036	0.0072	mg/Kg	1	☼	8270D	Total/NA
Benzo[a]anthracene	0.029	J	0.036	0.0049	mg/Kg	1	☼	8270D	Total/NA
Chrysene	0.042		0.036	0.0099	mg/Kg	1	☼	8270D	Total/NA
Benzo[b]fluoranthene	0.065		0.036	0.0079	mg/Kg	1	☼	8270D	Total/NA
Benzo[k]fluoranthene	0.031	J	0.036	0.011	mg/Kg	1	☼	8270D	Total/NA

This Detection Summary does not include radiochemical test results.

TestAmerica Chicago

Detection Summary

Client: Ecology and Environment, Inc.
Project/Site: IDOT - IL 38 - WO 008

TestAmerica Job ID: 500-107642-1

Client Sample ID: 3011-25-B02 (0-1) (Continued)

Lab Sample ID: 500-107642-2

Analyte	Result	Qualifier	RL	MDL	Unit	Dil Fac	D	Method	Prep Type
Benzo[a]pyrene	0.048		0.036	0.0070	mg/Kg	1	☼	8270D	Total/NA
Indeno[1,2,3-cd]pyrene	0.048		0.036	0.0094	mg/Kg	1	☼	8270D	Total/NA
Benzo[g,h,i]perylene	0.085		0.036	0.012	mg/Kg	1	☼	8270D	Total/NA
Antimony	0.31	J	1.0	0.21	mg/Kg	1	☼	6010B	Total/NA
Arsenic	4.1		0.50	0.23	mg/Kg	1	☼	6010B	Total/NA
Barium	23		0.50	0.091	mg/Kg	1	☼	6010B	Total/NA
Beryllium	0.26		0.20	0.043	mg/Kg	1	☼	6010B	Total/NA
Boron	12		2.5	0.35	mg/Kg	1	☼	6010B	Total/NA
Cadmium	0.14		0.10	0.029	mg/Kg	1	☼	6010B	Total/NA
Calcium	140000	B	100	32	mg/Kg	10	☼	6010B	Total/NA
Chromium	24	B	0.50	0.086	mg/Kg	1	☼	6010B	Total/NA
Cobalt	4.3		0.25	0.056	mg/Kg	1	☼	6010B	Total/NA
Copper	8.3		0.50	0.11	mg/Kg	1	☼	6010B	Total/NA
Iron	8100	B	10	3.9	mg/Kg	1	☼	6010B	Total/NA
Lead	100		0.25	0.12	mg/Kg	1	☼	6010B	Total/NA
Magnesium	83000	B	50	20	mg/Kg	10	☼	6010B	Total/NA
Manganese	300		0.50	0.099	mg/Kg	1	☼	6010B	Total/NA
Nickel	9.7	B	0.50	0.14	mg/Kg	1	☼	6010B	Total/NA
Potassium	800		25	4.1	mg/Kg	1	☼	6010B	Total/NA
Selenium	0.36	J	0.50	0.25	mg/Kg	1	☼	6010B	Total/NA
Sodium	970		50	6.6	mg/Kg	1	☼	6010B	Total/NA
Vanadium	11		0.25	0.073	mg/Kg	1	☼	6010B	Total/NA
Zinc	33	B	5.0	1.6	mg/Kg	5	☼	6010B	Total/NA
Barium	0.36	J	0.50	0.050	mg/L	1		6010B	TCLP
Boron	0.084	J	0.50	0.050	mg/L	1		6010B	TCLP
Cobalt	0.011	J	0.025	0.010	mg/L	1		6010B	TCLP
Manganese	3.9		0.025	0.010	mg/L	1		6010B	TCLP
Nickel	0.011	J	0.025	0.010	mg/L	1		6010B	TCLP
Zinc	0.12	J B	0.50	0.020	mg/L	1		6010B	TCLP
Manganese	0.90		0.025	0.010	mg/L	1		6010B	SPLP East
Mercury	0.014	J	0.017	0.0090	mg/Kg	1	☼	7471B	Total/NA
pH	8.79		0.200	0.200	SU	1		9045D	Total/NA

This Detection Summary does not include radiochemical test results.

TestAmerica Chicago

Sample Summary

Client: Ecology and Environment, Inc.
Project/Site: IDOT - IL 38 - WO 008

TestAmerica Job ID: 500-107642-1

Lab Sample ID	Client Sample ID	Matrix	Collected	Received
500-107642-2	3011-25-B02 (0-1)	Solid	02/16/16 14:05	02/17/16 07:45

1

2

3

4

5

6

7

8

9

10

Client Sample Results

Client: Ecology and Environment, Inc.
Project/Site: IDOT - IL 38 - WO 008

TestAmerica Job ID: 500-107642-1

Client Sample ID: 3011-25-B02 (0-1)

Lab Sample ID: 500-107642-2

Date Collected: 02/16/16 14:05

Matrix: Solid

Date Received: 02/17/16 07:45

Percent Solids: 89.5

Method: 8260B - Volatile Organic Compounds (GC/MS)

Analyte	Result	Qualifier	RL	MDL	Unit	D	Prepared	Analyzed	Dil Fac
Acetone	<0.020		0.020	0.0039	mg/Kg	☼	02/17/16 08:40	02/22/16 18:32	1
Benzene	<0.0050		0.0050	0.0011	mg/Kg	☼	02/17/16 08:40	02/22/16 18:32	1
Bromodichloromethane	<0.0050		0.0050	0.00084	mg/Kg	☼	02/17/16 08:40	02/22/16 18:32	1
Bromoform	<0.0050		0.0050	0.0010	mg/Kg	☼	02/17/16 08:40	02/22/16 18:32	1
Bromomethane	<0.0050		0.0050	0.0018	mg/Kg	☼	02/17/16 08:40	02/22/16 18:32	1
2-Butanone (MEK)	<0.0050		0.0050	0.0018	mg/Kg	☼	02/17/16 08:40	02/22/16 18:32	1
Carbon disulfide	<0.0050		0.0050	0.0018	mg/Kg	☼	02/17/16 08:40	02/22/16 18:32	1
Carbon tetrachloride	<0.0050		0.0050	0.0011	mg/Kg	☼	02/17/16 08:40	02/22/16 18:32	1
Chlorobenzene	<0.0050		0.0050	0.0012	mg/Kg	☼	02/17/16 08:40	02/22/16 18:32	1
Chloroethane	<0.0050		0.0050	0.0021	mg/Kg	☼	02/17/16 08:40	02/22/16 18:32	1
Chloroform	<0.0050		0.0050	0.00097	mg/Kg	☼	02/17/16 08:40	02/22/16 18:32	1
Chloromethane	<0.0050		0.0050	0.0012	mg/Kg	☼	02/17/16 08:40	02/22/16 18:32	1
cis-1,2-Dichloroethene	<0.0050		0.0050	0.0010	mg/Kg	☼	02/17/16 08:40	02/22/16 18:32	1
cis-1,3-Dichloropropene	<0.0050		0.0050	0.0011	mg/Kg	☼	02/17/16 08:40	02/22/16 18:32	1
Dibromochloromethane	<0.0050		0.0050	0.00057	mg/Kg	☼	02/17/16 08:40	02/22/16 18:32	1
1,1-Dichloroethane	<0.0050		0.0050	0.0010	mg/Kg	☼	02/17/16 08:40	02/22/16 18:32	1
1,2-Dichloroethane	<0.0050		0.0050	0.00074	mg/Kg	☼	02/17/16 08:40	02/22/16 18:32	1
1,1-Dichloroethene	<0.0050		0.0050	0.0018	mg/Kg	☼	02/17/16 08:40	02/22/16 18:32	1
1,2-Dichloropropane	<0.0050		0.0050	0.0013	mg/Kg	☼	02/17/16 08:40	02/22/16 18:32	1
1,3-Dichloropropane, Total	<0.0050		0.0050	0.0014	mg/Kg	☼	02/17/16 08:40	02/22/16 18:32	1
Ethylbenzene	<0.0050		0.0050	0.0012	mg/Kg	☼	02/17/16 08:40	02/22/16 18:32	1
2-Hexanone	<0.0050		0.0050	0.0015	mg/Kg	☼	02/17/16 08:40	02/22/16 18:32	1
Methylene Chloride	<0.0050		0.0050	0.0038	mg/Kg	☼	02/17/16 08:40	02/22/16 18:32	1
4-Methyl-2-pentanone (MIBK)	<0.0050		0.0050	0.0010	mg/Kg	☼	02/17/16 08:40	02/22/16 18:32	1
Methyl tert-butyl ether	<0.0050		0.0050	0.0012	mg/Kg	☼	02/17/16 08:40	02/22/16 18:32	1
Styrene	<0.0050		0.0050	0.0012	mg/Kg	☼	02/17/16 08:40	02/22/16 18:32	1
1,1,2,2-Tetrachloroethane	<0.0050		0.0050	0.00079	mg/Kg	☼	02/17/16 08:40	02/22/16 18:32	1
Tetrachloroethene	<0.0050		0.0050	0.0010	mg/Kg	☼	02/17/16 08:40	02/22/16 18:32	1
Toluene	<0.0050		0.0050	0.0017	mg/Kg	☼	02/17/16 08:40	02/22/16 18:32	1
trans-1,2-Dichloroethene	<0.0050		0.0050	0.0012	mg/Kg	☼	02/17/16 08:40	02/22/16 18:32	1
trans-1,3-Dichloropropene	<0.0050		0.0050	0.0014	mg/Kg	☼	02/17/16 08:40	02/22/16 18:32	1
1,1,1-Trichloroethane	<0.0050		0.0050	0.0012	mg/Kg	☼	02/17/16 08:40	02/22/16 18:32	1
1,1,2-Trichloroethane	<0.0050		0.0050	0.00097	mg/Kg	☼	02/17/16 08:40	02/22/16 18:32	1
Trichloroethene	<0.0050		0.0050	0.0013	mg/Kg	☼	02/17/16 08:40	02/22/16 18:32	1
Vinyl acetate	<0.0050		0.0050	0.0013	mg/Kg	☼	02/17/16 08:40	02/22/16 18:32	1
Vinyl chloride	<0.0050		0.0050	0.0012	mg/Kg	☼	02/17/16 08:40	02/22/16 18:32	1
Xylenes, Total	<0.010		0.010	0.0018	mg/Kg	☼	02/17/16 08:40	02/22/16 18:32	1

Surrogate	%Recovery	Qualifier	Limits	Prepared	Analyzed	Dil Fac
4-Bromofluorobenzene (Surr)	96		70 - 122	02/17/16 08:40	02/22/16 18:32	1
Dibromofluoromethane	95		75 - 120	02/17/16 08:40	02/22/16 18:32	1
1,2-Dichloroethane-d4 (Surr)	82		70 - 134	02/17/16 08:40	02/22/16 18:32	1
Toluene-d8 (Surr)	106		75 - 122	02/17/16 08:40	02/22/16 18:32	1

Method: 8270D - Semivolatile Organic Compounds (GC/MS)

Analyte	Result	Qualifier	RL	MDL	Unit	D	Prepared	Analyzed	Dil Fac
Phenol	<0.18		0.18	0.081	mg/Kg	☼	02/22/16 07:04	02/27/16 20:19	1
Bis(2-chloroethyl)ether	<0.18		0.18	0.055	mg/Kg	☼	02/22/16 07:04	02/27/16 20:19	1
1,3-Dichlorobenzene	<0.18		0.18	0.041	mg/Kg	☼	02/22/16 07:04	02/27/16 20:19	1
1,4-Dichlorobenzene	<0.18		0.18	0.047	mg/Kg	☼	02/22/16 07:04	02/27/16 20:19	1

TestAmerica Chicago

Client Sample Results

Client: Ecology and Environment, Inc.
Project/Site: IDOT - IL 38 - WO 008

TestAmerica Job ID: 500-107642-1

Client Sample ID: 3011-25-B02 (0-1)

Lab Sample ID: 500-107642-2

Date Collected: 02/16/16 14:05

Matrix: Solid

Date Received: 02/17/16 07:45

Percent Solids: 89.5

Method: 8270D - Semivolatile Organic Compounds (GC/MS) (Continued)

Analyte	Result	Qualifier	RL	MDL	Unit	D	Prepared	Analyzed	Dil Fac
1,2-Dichlorobenzene	<0.18		0.18	0.043	mg/Kg	☼	02/22/16 07:04	02/27/16 20:19	1
2-Methylphenol	<0.18		0.18	0.058	mg/Kg	☼	02/22/16 07:04	02/27/16 20:19	1
2,2'-oxybis[1-chloropropane]	<0.18		0.18	0.042	mg/Kg	☼	02/22/16 07:04	02/27/16 20:19	1
N-Nitrosodi-n-propylamine	<0.073		0.073	0.044	mg/Kg	☼	02/22/16 07:04	02/27/16 20:19	1
Hexachloroethane	<0.18		0.18	0.055	mg/Kg	☼	02/22/16 07:04	02/27/16 20:19	1
2-Chlorophenol	<0.18		0.18	0.062	mg/Kg	☼	02/22/16 07:04	02/27/16 20:19	1
Nitrobenzene	<0.036		0.036	0.0091	mg/Kg	☼	02/22/16 07:04	02/27/16 20:19	1
Bis(2-chloroethoxy)methane	<0.18		0.18	0.037	mg/Kg	☼	02/22/16 07:04	02/27/16 20:19	1
1,2,4-Trichlorobenzene	<0.18		0.18	0.039	mg/Kg	☼	02/22/16 07:04	02/27/16 20:19	1
Isophorone	<0.18		0.18	0.041	mg/Kg	☼	02/22/16 07:04	02/27/16 20:19	1
2,4-Dimethylphenol	<0.36		0.36	0.14	mg/Kg	☼	02/22/16 07:04	02/27/16 20:19	1
Hexachlorobutadiene	<0.18		0.18	0.057	mg/Kg	☼	02/22/16 07:04	02/27/16 20:19	1
Naphthalene	<0.036		0.036	0.0056	mg/Kg	☼	02/22/16 07:04	02/27/16 20:19	1
2,4-Dichlorophenol	<0.36		0.36	0.086	mg/Kg	☼	02/22/16 07:04	02/27/16 20:19	1
4-Chloroaniline	<0.73		0.73	0.17	mg/Kg	☼	02/22/16 07:04	02/27/16 20:19	1
2,4,6-Trichlorophenol	<0.36		0.36	0.12	mg/Kg	☼	02/22/16 07:04	02/27/16 20:19	1
2,4,5-Trichlorophenol	<0.36		0.36	0.083	mg/Kg	☼	02/22/16 07:04	02/27/16 20:19	1
Hexachlorocyclopentadiene	<0.73		0.73	0.21	mg/Kg	☼	02/22/16 07:04	02/27/16 20:19	1
2-Methylnaphthalene	<0.036		0.036	0.0067	mg/Kg	☼	02/22/16 07:04	02/27/16 20:19	1
2-Nitroaniline	<0.18		0.18	0.049	mg/Kg	☼	02/22/16 07:04	02/27/16 20:19	1
2-Chloronaphthalene	<0.18		0.18	0.040	mg/Kg	☼	02/22/16 07:04	02/27/16 20:19	1
4-Chloro-3-methylphenol	<0.36		0.36	0.12	mg/Kg	☼	02/22/16 07:04	02/27/16 20:19	1
2,6-Dinitrotoluene	<0.18		0.18	0.072	mg/Kg	☼	02/22/16 07:04	02/27/16 20:19	1
2-Nitrophenol	<0.36		0.36	0.086	mg/Kg	☼	02/22/16 07:04	02/27/16 20:19	1
3-Nitroaniline	<0.36		0.36	0.11	mg/Kg	☼	02/22/16 07:04	02/27/16 20:19	1
Dimethyl phthalate	<0.18		0.18	0.048	mg/Kg	☼	02/22/16 07:04	02/27/16 20:19	1
2,4-Dinitrophenol	<0.73		0.73	0.64	mg/Kg	☼	02/22/16 07:04	02/27/16 20:19	1
Acenaphthylene	<0.036		0.036	0.0048	mg/Kg	☼	02/22/16 07:04	02/27/16 20:19	1
2,4-Dinitrotoluene	<0.18		0.18	0.058	mg/Kg	☼	02/22/16 07:04	02/27/16 20:19	1
Acenaphthene	<0.036		0.036	0.0065	mg/Kg	☼	02/22/16 07:04	02/27/16 20:19	1
Dibenzofuran	<0.18		0.18	0.043	mg/Kg	☼	02/22/16 07:04	02/27/16 20:19	1
4-Nitrophenol	<0.73		0.73	0.35	mg/Kg	☼	02/22/16 07:04	02/27/16 20:19	1
Fluorene	<0.036		0.036	0.0051	mg/Kg	☼	02/22/16 07:04	02/27/16 20:19	1
4-Nitroaniline	<0.36		0.36	0.15	mg/Kg	☼	02/22/16 07:04	02/27/16 20:19	1
4-Bromophenyl phenyl ether	<0.18		0.18	0.048	mg/Kg	☼	02/22/16 07:04	02/27/16 20:19	1
Hexachlorobenzene	<0.073		0.073	0.0084	mg/Kg	☼	02/22/16 07:04	02/27/16 20:19	1
Diethyl phthalate	<0.18		0.18	0.062	mg/Kg	☼	02/22/16 07:04	02/27/16 20:19	1
4-Chlorophenyl phenyl ether	<0.18		0.18	0.042	mg/Kg	☼	02/22/16 07:04	02/27/16 20:19	1
Pentachlorophenol	<0.73		0.73	0.58	mg/Kg	☼	02/22/16 07:04	02/27/16 20:19	1
N-Nitrosodiphenylamine	<0.18		0.18	0.043	mg/Kg	☼	02/22/16 07:04	02/27/16 20:19	1
4,6-Dinitro-2-methylphenol	<0.73		0.73	0.29	mg/Kg	☼	02/22/16 07:04	02/27/16 20:19	1
Phenanthrene	0.022	J	0.036	0.0051	mg/Kg	☼	02/22/16 07:04	02/27/16 20:19	1
Anthracene	<0.036		0.036	0.0061	mg/Kg	☼	02/22/16 07:04	02/27/16 20:19	1
Carbazole	<0.18		0.18	0.091	mg/Kg	☼	02/22/16 07:04	02/27/16 20:19	1
Di-n-butyl phthalate	<0.18		0.18	0.055	mg/Kg	☼	02/22/16 07:04	02/27/16 20:19	1
Fluoranthene	0.035	J	0.036	0.0067	mg/Kg	☼	02/22/16 07:04	02/27/16 20:19	1
Pyrene	0.10		0.036	0.0072	mg/Kg	☼	02/22/16 07:04	02/27/16 20:19	1
Butyl benzyl phthalate	<0.18		0.18	0.069	mg/Kg	☼	02/22/16 07:04	02/27/16 20:19	1
Benzo[a]anthracene	0.029	J	0.036	0.0049	mg/Kg	☼	02/22/16 07:04	02/27/16 20:19	1

TestAmerica Chicago

Client Sample Results

Client: Ecology and Environment, Inc.
Project/Site: IDOT - IL 38 - WO 008

TestAmerica Job ID: 500-107642-1

Client Sample ID: 3011-25-B02 (0-1)

Lab Sample ID: 500-107642-2

Date Collected: 02/16/16 14:05

Matrix: Solid

Date Received: 02/17/16 07:45

Percent Solids: 89.5

Method: 8270D - Semivolatile Organic Compounds (GC/MS) (Continued)

Analyte	Result	Qualifier	RL	MDL	Unit	D	Prepared	Analyzed	Dil Fac
Chrysene	0.042		0.036	0.0099	mg/Kg	☼	02/22/16 07:04	02/27/16 20:19	1
3,3'-Dichlorobenzidine	<0.18		0.18	0.051	mg/Kg	☼	02/22/16 07:04	02/27/16 20:19	1
Bis(2-ethylhexyl) phthalate	<0.18		0.18	0.066	mg/Kg	☼	02/22/16 07:04	02/27/16 20:19	1
Di-n-octyl phthalate	<0.18		0.18	0.059	mg/Kg	☼	02/22/16 07:04	02/27/16 20:19	1
Benzo[b]fluoranthene	0.065		0.036	0.0079	mg/Kg	☼	02/22/16 07:04	02/27/16 20:19	1
Benzo[k]fluoranthene	0.031 J		0.036	0.011	mg/Kg	☼	02/22/16 07:04	02/27/16 20:19	1
Benzo[a]pyrene	0.048		0.036	0.0070	mg/Kg	☼	02/22/16 07:04	02/27/16 20:19	1
Indeno[1,2,3-cd]pyrene	0.048		0.036	0.0094	mg/Kg	☼	02/22/16 07:04	02/27/16 20:19	1
Dibenz(a,h)anthracene	<0.036		0.036	0.0070	mg/Kg	☼	02/22/16 07:04	02/27/16 20:19	1
Benzo[g,h,i]perylene	0.085		0.036	0.012	mg/Kg	☼	02/22/16 07:04	02/27/16 20:19	1
3 & 4 Methylphenol	<0.18		0.18	0.061	mg/Kg	☼	02/22/16 07:04	02/27/16 20:19	1

Surrogate	%Recovery	Qualifier	Limits	Prepared	Analyzed	Dil Fac
2-Fluorophenol	75		25 - 110	02/22/16 07:04	02/27/16 20:19	1
Phenol-d5	75		31 - 110	02/22/16 07:04	02/27/16 20:19	1
Nitrobenzene-d5	79		25 - 115	02/22/16 07:04	02/27/16 20:19	1
2-Fluorobiphenyl	80		25 - 119	02/22/16 07:04	02/27/16 20:19	1
2,4,6-Tribromophenol	80		35 - 137	02/22/16 07:04	02/27/16 20:19	1
Terphenyl-d14	193 X		36 - 134	02/22/16 07:04	02/27/16 20:19	1

Method: 6010B - Metals (ICP)

Analyte	Result	Qualifier	RL	MDL	Unit	D	Prepared	Analyzed	Dil Fac
Antimony	0.31 J		1.0	0.21	mg/Kg	☼	02/24/16 08:46	02/26/16 01:40	1
Arsenic	4.1		0.50	0.23	mg/Kg	☼	02/24/16 08:46	02/26/16 01:40	1
Barium	23		0.50	0.091	mg/Kg	☼	02/24/16 08:46	02/26/16 01:40	1
Beryllium	0.26		0.20	0.043	mg/Kg	☼	02/24/16 08:46	02/26/16 01:40	1
Boron	12		2.5	0.35	mg/Kg	☼	02/24/16 08:46	02/26/16 01:40	1
Cadmium	0.14		0.10	0.029	mg/Kg	☼	02/24/16 08:46	02/26/16 01:40	1
Calcium	140000 B		100	32	mg/Kg	☼	02/24/16 08:46	02/26/16 04:02	10
Chromium	24 B		0.50	0.086	mg/Kg	☼	02/24/16 08:46	02/26/16 01:40	1
Cobalt	4.3		0.25	0.056	mg/Kg	☼	02/24/16 08:46	02/26/16 01:40	1
Copper	8.3		0.50	0.11	mg/Kg	☼	02/24/16 08:46	02/26/16 01:40	1
Iron	8100 B		10	3.9	mg/Kg	☼	02/24/16 08:46	02/26/16 01:40	1
Lead	100		0.25	0.12	mg/Kg	☼	02/24/16 08:46	02/26/16 01:40	1
Magnesium	83000 B		50	20	mg/Kg	☼	02/24/16 08:46	02/26/16 04:02	10
Manganese	300		0.50	0.099	mg/Kg	☼	02/24/16 08:46	02/26/16 01:40	1
Nickel	9.7 B		0.50	0.14	mg/Kg	☼	02/24/16 08:46	02/26/16 01:40	1
Potassium	800		25	4.1	mg/Kg	☼	02/24/16 08:46	02/26/16 01:40	1
Selenium	0.36 J		0.50	0.25	mg/Kg	☼	02/24/16 08:46	02/26/16 01:40	1
Silver	<0.25		0.25	0.058	mg/Kg	☼	02/24/16 08:46	02/26/16 01:40	1
Sodium	970		50	6.6	mg/Kg	☼	02/24/16 08:46	02/26/16 01:40	1
Thallium	<0.50		0.50	0.25	mg/Kg	☼	02/24/16 08:46	02/26/16 01:40	1
Vanadium	11		0.25	0.073	mg/Kg	☼	02/24/16 08:46	02/26/16 01:40	1
Zinc	33 B		5.0	1.6	mg/Kg	☼	02/24/16 08:46	02/26/16 15:26	5

Method: 6010B - Metals (ICP) - TCLP

Analyte	Result	Qualifier	RL	MDL	Unit	D	Prepared	Analyzed	Dil Fac
Barium	0.36 J		0.50	0.050	mg/L		02/23/16 09:14	02/24/16 19:37	1
Beryllium	<0.0040		0.0040	0.0040	mg/L		02/23/16 09:14	02/24/16 19:37	1
Boron	0.084 J		0.50	0.050	mg/L		02/23/16 09:14	02/24/16 19:37	1

TestAmerica Chicago

Client Sample Results

Client: Ecology and Environment, Inc.
Project/Site: IDOT - IL 38 - WO 008

TestAmerica Job ID: 500-107642-1

Client Sample ID: 3011-25-B02 (0-1)

Lab Sample ID: 500-107642-2

Date Collected: 02/16/16 14:05

Matrix: Solid

Date Received: 02/17/16 07:45

Percent Solids: 89.5

Method: 6010B - Metals (ICP) - TCLP (Continued)

Analyte	Result	Qualifier	RL	MDL	Unit	D	Prepared	Analyzed	Dil Fac
Cadmium	<0.0050		0.0050	0.0020	mg/L		02/23/16 09:14	02/24/16 19:37	1
Chromium	<0.025		0.025	0.010	mg/L		02/23/16 09:14	02/24/16 19:37	1
Cobalt	0.011	J	0.025	0.010	mg/L		02/23/16 09:14	02/24/16 19:37	1
Iron	<0.40		0.40	0.20	mg/L		02/23/16 09:14	02/24/16 19:37	1
Lead	<0.0075		0.0075	0.0075	mg/L		02/23/16 09:14	02/24/16 19:37	1
Manganese	3.9		0.025	0.010	mg/L		02/23/16 09:14	02/24/16 19:37	1
Nickel	0.011	J	0.025	0.010	mg/L		02/23/16 09:14	02/24/16 19:37	1
Selenium	<0.050		0.050	0.020	mg/L		02/23/16 09:14	02/24/16 19:37	1
Silver	<0.025		0.025	0.010	mg/L		02/23/16 09:14	02/24/16 19:37	1
Zinc	0.12	J B	0.50	0.020	mg/L		02/23/16 09:14	02/24/16 19:37	1

Method: 6010B - Metals (ICP) - SPLP East

Analyte	Result	Qualifier	RL	MDL	Unit	D	Prepared	Analyzed	Dil Fac
Manganese	0.90		0.025	0.010	mg/L		02/23/16 09:24	02/25/16 07:46	1

Method: 6020A - Metals (ICP/MS) - TCLP

Analyte	Result	Qualifier	RL	MDL	Unit	D	Prepared	Analyzed	Dil Fac
Antimony	<0.0060		0.0060	0.0060	mg/L		02/23/16 09:14	02/23/16 16:10	1
Thallium	<0.0020		0.0020	0.0020	mg/L		02/23/16 09:14	02/23/16 16:10	1

Method: 7470A - TCLP Mercury - TCLP

Analyte	Result	Qualifier	RL	MDL	Unit	D	Prepared	Analyzed	Dil Fac
Mercury	<0.00020		0.00020	0.00020	mg/L		02/22/16 15:15	02/23/16 11:50	1

Method: 7471B - Mercury (CVAA)

Analyte	Result	Qualifier	RL	MDL	Unit	D	Prepared	Analyzed	Dil Fac
Mercury	0.014	J	0.017	0.0090	mg/Kg	☼	02/23/16 15:15	02/24/16 13:21	1

General Chemistry

Analyte	Result	Qualifier	RL	MDL	Unit	D	Prepared	Analyzed	Dil Fac
pH	8.79		0.200	0.200	SU			02/20/16 12:14	1

Definitions/Glossary

Client: Ecology and Environment, Inc.
Project/Site: IDOT - IL 38 - WO 008

TestAmerica Job ID: 500-107642-1

Qualifiers

GC/MS VOA

Qualifier	Qualifier Description
*	LCS or LCSD is outside acceptance limits.

GC/MS Semi VOA

Qualifier	Qualifier Description
F1	MS and/or MSD Recovery is outside acceptance limits.
F2	MS/MSD RPD exceeds control limits
J	Result is less than the RL but greater than or equal to the MDL and the concentration is an approximate value.
X	Surrogate is outside control limits

Metals

Qualifier	Qualifier Description
J	Result is less than the RL but greater than or equal to the MDL and the concentration is an approximate value.
B	Compound was found in the blank and sample.
F1	MS and/or MSD Recovery is outside acceptance limits.
F2	MS/MSD RPD exceeds control limits
F3	Duplicate RPD exceeds the control limit
F5	Duplicate RPD exceeds limit, and one or both sample results are less than 5 times RL. The data are considered valid because the absolute difference is less than the RL.
4	MS, MSD: The analyte present in the original sample is greater than 4 times the matrix spike concentration; therefore, control limits are not applicable.
^	ICV,CCV,ICB,CCB, ISA, ISB, CRI, CRA, DLCK or MRL standard: Instrument related QC is outside acceptance limits.

Glossary

Abbreviation	These commonly used abbreviations may or may not be present in this report.
α	Listed under the "D" column to designate that the result is reported on a dry weight basis
%R	Percent Recovery
CFL	Contains Free Liquid
CNF	Contains no Free Liquid
DER	Duplicate error ratio (normalized absolute difference)
Dil Fac	Dilution Factor
DL, RA, RE, IN	Indicates a Dilution, Re-analysis, Re-extraction, or additional Initial metals/anion analysis of the sample
DLC	Decision level concentration
MDA	Minimum detectable activity
EDL	Estimated Detection Limit
MDC	Minimum detectable concentration
MDL	Method Detection Limit
ML	Minimum Level (Dioxin)
NC	Not Calculated
ND	Not detected at the reporting limit (or MDL or EDL if shown)
PQL	Practical Quantitation Limit
QC	Quality Control
RER	Relative error ratio
RL	Reporting Limit or Requested Limit (Radiochemistry)
RPD	Relative Percent Difference, a measure of the relative difference between two points
TEF	Toxicity Equivalent Factor (Dioxin)
TEQ	Toxicity Equivalent Quotient (Dioxin)

Certification Summary

Client: Ecology and Environment, Inc.
Project/Site: IDOT - IL 38 - WO 008

TestAmerica Job ID: 500-107642-1


Laboratory: TestAmerica Chicago

Unless otherwise noted, all analytes for this laboratory were covered under each certification below.

Authority	Program	EPA Region	Certification ID	Expiration Date
Illinois	NELAP	5	100201	04-30-16

The following analytes are included in this report, but certification is not offered by the governing authority:

Analysis Method	Prep Method	Matrix	Analyte
6020A	3010A	Solid	Antimony
6020A	3010A	Solid	Thallium
8260B	5035	Solid	1,3-Dichloropropene, Total
Moisture		Solid	Percent Moisture
Moisture		Solid	Percent Solids



TestAmerica

THE LEADER IN ENVIRONMENTAL

2417 Bond Street, University Park, IL 604
Phone: 708.534.5200 Fax: 708.534.



500-107642 COC

Report To (optional)
Contact: _____
Company: _____
Address: _____
Address: _____
Phone: _____
Fax: _____
E-Mail: _____

Bill To (optional)
Contact: _____
Company: _____
Address: _____
Address: _____
Phone: _____
Fax: _____
PO#/Reference# _____

Chain of Custody Record

Lab Job #: 500-107642
Chain of Custody Number: _____
Page _____ of _____
Temperature °C of Cooler: 2.8, 2.5, 3.2, 3.5

Client		Client Project #		Preservative							Preservative Key 1. HCL, Cool to 4° 2. H2SO4, Cool to 4° 3. HNO3, Cool to 4° 4. NaOH, Cool to 4° 5. NaOH/Zn, Cool to 4° 6. NaHSO4 7. Cool to 4° 8. None 9. Other	
Project Name		Lab Project #		Parameter								
Project Location/State		Lab PM										
Sampler												
Lab ID	MS/MSD	Sample ID	Date	Time	# of Containers	Matrix						Comments
1		3011-25-B01(0-1)	2-16-16	1400	25	VOC	X	X	X	X	X	
2		3011-25-B02(0-1)	2-16-16	1405	25	S VOC	X	X	X	X	X	
2-16-16												

Turnaround Time Required (Business Days)
 1 Day 2 Days 5 Days 7 Days 10 Days 15 Days Other
 Requested Due Date _____

Sample Disposal
 Return to Client Disposal by Lab Archive for _____ Months (A fee may be assessed if samples are retained longer than 1 month)

Relinquished By: <u>S</u> Company: <u>EA</u> Date: <u>2/16/16</u> Time: <u>1530</u>	Received By: <u>N Neal</u> Company: <u>EA</u> Date: <u>2/16/16</u> Time: <u>1530</u>	Lab Courier: <u>TA</u> Shipped: _____ Hand Delivered: _____
Relinquished By: <u>P. Neal</u> Company: <u>EA</u> Date: <u>2/16/16</u> Time: <u>1715</u>	Received By: <u>Shirley Scott</u> Company: <u>TA-COTE</u> Date: <u>2/17/16</u> Time: <u>0745</u>	
Relinquished By: _____ Company: _____ Date: _____ Time: _____	Received By: _____ Company: _____ Date: _____ Time: _____	

- Matrix Key
- WW - Wastewater
 - W - Water
 - S - Soil
 - SL - Sludge
 - MS - Miscellaneous
 - OL - Oil
 - A - Air
 - SE - Sediment
 - SO - Soil
 - L - Leachate
 - WI - Wipe
 - DW - Drinking Water
 - O - Other

Client Comments:

Lab Comments:

Login Sample Receipt Checklist

Client: Ecology and Environment, Inc.

Job Number: 500-107642-1

Login Number: 107642

List Source: TestAmerica Chicago

List Number: 1

Creator: Scott, Sherri L

Question	Answer	Comment
Radioactivity wasn't checked or is \leq background as measured by a survey meter.	True	
The cooler's custody seal, if present, is intact.	True	
Sample custody seals, if present, are intact.	True	
The cooler or samples do not appear to have been compromised or tampered with.	True	
Samples were received on ice.	True	
Cooler Temperature is acceptable.	True	
Cooler Temperature is recorded.	True	2.8,2.5,3.2,3.5
COC is present.	True	
COC is filled out in ink and legible.	True	
COC is filled out with all pertinent information.	True	
Is the Field Sampler's name present on COC?	True	
There are no discrepancies between the containers received and the COC.	True	
Samples are received within Holding Time (excluding tests with immediate HTs)	True	
Sample containers have legible labels.	True	
Containers are not broken or leaking.	True	
Sample collection date/times are provided.	True	
Appropriate sample containers are used.	True	
Sample bottles are completely filled.	True	
Sample Preservation Verified.	True	
There is sufficient vol. for all requested analyses, incl. any requested MS/MSDs	True	
Containers requiring zero headspace have no headspace or bubble is <math><6\text{mm}</math> (1/4").	N/A	
Multiphasic samples are not present.	True	
Samples do not require splitting or compositing.	True	
Residual Chlorine Checked.	N/A	



TestAmerica

THE LEADER IN ENVIRONMENTAL TESTING

ANALYTICAL REPORT

TestAmerica Laboratories, Inc.
TestAmerica Chicago
2417 Bond Street
University Park, IL 60484
Tel: (708)534-5200

TestAmerica Job ID: 500-107642-3
Client Project/Site: IDOT - IL 38 - WO 008

For:
Ecology and Environment, Inc.
33 West Monroe St.
Suite 1410
Chicago, Illinois 60603

Attn: Mr. Dean Tiebout

Jodie Bracken

Authorized for release by:
2/29/2016 5:08:30 PM
Jodie Bracken, Project Management Assistant II
jodie.bracken@testamericainc.com

Designee for
Richard Wright, Senior Project Manager
(708)534-5200
richard.wright@testamericainc.com

LINKS

Review your project
results through
TotalAccess

Have a Question?



Visit us at:
www.testamericainc.com

The test results in this report meet all 2003 NELAC and 2009 TNI requirements for accredited parameters, exceptions are noted in this report. This report may not be reproduced except in full, and with written approval from the laboratory. For questions please contact the Project Manager at the e-mail address or telephone number listed on this page.

This report has been electronically signed and authorized by the signatory. Electronic signature is intended to be the legally binding equivalent of a traditionally handwritten signature.

Results relate only to the items tested and the sample(s) as received by the laboratory.

1

2

3

4

5

6

7

8

9

10



Table of Contents

Cover Page	1
Table of Contents	2
Case Narrative	3
Detection Summary	4
Sample Summary	5
Client Sample Results	6
Definitions	10
Certification Summary	11
Chain of Custody	12
Receipt Checklists	13

Case Narrative

Client: Ecology and Environment, Inc.
Project/Site: IDOT - IL 38 - WO 008

TestAmerica Job ID: 500-107642-3

Job ID: 500-107642-3

Laboratory: TestAmerica Chicago

Narrative

**Job Narrative
500-107642-3**

Comments

No additional comments.

Receipt

The samples were received on 2/17/2016 7:45 AM; the samples arrived in good condition, properly preserved and, where required, on ice. The temperatures of the 4 coolers at receipt time were 2.5° C, 2.8° C, 3.2° C and 3.5° C.

GC/MS VOA

No analytical or quality issues were noted, other than those described in the Definitions/Glossary page.

GC/MS Semi VOA

Method(s) 8270D: The following sample contained one acid surrogate and/or one base/neutral surrogate outside acceptance limits: 3011-27-B01 (0-1) (500-107642-5), (500-107642-E-1-B MS) and (500-107642-E-1-C MSD). The laboratory's SOP allows one acid and one base/neutral surrogate to be outside acceptance limits; therefore, re-extraction was not performed. These results have been reported and qualified.

No additional analytical or quality issues were noted, other than those described above or in the Definitions/Glossary page.

Metals

Method(s) 6010B: The method blank for preparation batch 500-324239 and analytical batch 500-324569 contained Calcium, Chromium, and Magnesium above the reporting limit (RL). Associated samples 3011-27-B01 (0-1) (500-107642-5) and (500-107642-E-1-H) were not re-extracted and/or re-analyzed because results were greater than 10X the value found in the method blank.

No additional analytical or quality issues were noted, other than those described above or in the Definitions/Glossary page.

General Chemistry

No analytical or quality issues were noted, other than those described in the Definitions/Glossary page.

Organic Prep

No analytical or quality issues were noted, other than those described in the Definitions/Glossary page.

Detection Summary

Client: Ecology and Environment, Inc.
Project/Site: IDOT - IL 38 - WO 008

TestAmerica Job ID: 500-107642-3

Client Sample ID: 3011-27-B01 (0-1)

Lab Sample ID: 500-107642-5

Analyte	Result	Qualifier	RL	MDL	Unit	Dil Fac	D	Method	Prep Type
Phenanthrene	0.047		0.035	0.0049	mg/Kg	1	☼	8270D	Total/NA
Anthracene	0.010	J	0.035	0.0059	mg/Kg	1	☼	8270D	Total/NA
Fluoranthene	0.084		0.035	0.0065	mg/Kg	1	☼	8270D	Total/NA
Pyrene	0.15		0.035	0.0070	mg/Kg	1	☼	8270D	Total/NA
Benzo[a]anthracene	0.045		0.035	0.0047	mg/Kg	1	☼	8270D	Total/NA
Chrysene	0.065		0.035	0.0096	mg/Kg	1	☼	8270D	Total/NA
Benzo[b]fluoranthene	0.12		0.035	0.0076	mg/Kg	1	☼	8270D	Total/NA
Benzo[k]fluoranthene	0.036		0.035	0.010	mg/Kg	1	☼	8270D	Total/NA
Benzo[a]pyrene	0.074		0.035	0.0068	mg/Kg	1	☼	8270D	Total/NA
Indeno[1,2,3-cd]pyrene	0.055		0.035	0.0091	mg/Kg	1	☼	8270D	Total/NA
Benzo[g,h,i]perylene	0.078		0.035	0.011	mg/Kg	1	☼	8270D	Total/NA
Antimony	0.44	J	1.1	0.23	mg/Kg	1	☼	6010B	Total/NA
Arsenic	2.3		0.55	0.25	mg/Kg	1	☼	6010B	Total/NA
Barium	13		0.55	0.10	mg/Kg	1	☼	6010B	Total/NA
Beryllium	0.19	J	0.22	0.047	mg/Kg	1	☼	6010B	Total/NA
Boron	8.2		2.7	0.38	mg/Kg	1	☼	6010B	Total/NA
Cadmium	0.12		0.11	0.032	mg/Kg	1	☼	6010B	Total/NA
Calcium	180000	B	110	35	mg/Kg	10	☼	6010B	Total/NA
Chromium	15	B	0.55	0.094	mg/Kg	1	☼	6010B	Total/NA
Cobalt	2.7		0.27	0.062	mg/Kg	1	☼	6010B	Total/NA
Copper	7.3		0.55	0.12	mg/Kg	1	☼	6010B	Total/NA
Iron	6000	B	11	4.2	mg/Kg	1	☼	6010B	Total/NA
Lead	69		0.27	0.14	mg/Kg	1	☼	6010B	Total/NA
Magnesium	100000	B	55	22	mg/Kg	10	☼	6010B	Total/NA
Manganese	260		0.55	0.11	mg/Kg	1	☼	6010B	Total/NA
Nickel	6.7	B	0.55	0.15	mg/Kg	1	☼	6010B	Total/NA
Potassium	520		27	4.5	mg/Kg	1	☼	6010B	Total/NA
Sodium	570		55	7.2	mg/Kg	1	☼	6010B	Total/NA
Vanadium	8.7		0.27	0.080	mg/Kg	1	☼	6010B	Total/NA
Zinc	30	B	5.5	1.7	mg/Kg	5	☼	6010B	Total/NA
Barium	0.19	J	0.50	0.050	mg/L	1		6010B	TCLP
Boron	0.63		0.50	0.050	mg/L	1		6010B	TCLP
Manganese	1.2		0.025	0.010	mg/L	1		6010B	TCLP
Zinc	0.25	J B	0.50	0.020	mg/L	1		6010B	TCLP
Manganese	0.034		0.025	0.010	mg/L	1		6010B	SPLP East
pH	8.93		0.200	0.200	SU	1		9045D	Total/NA

This Detection Summary does not include radiochemical test results.

TestAmerica Chicago

Sample Summary

Client: Ecology and Environment, Inc.
Project/Site: IDOT - IL 38 - WO 008

TestAmerica Job ID: 500-107642-3

Lab Sample ID	Client Sample ID	Matrix	Collected	Received
500-107642-5	3011-27-B01 (0-1)	Solid	02/16/16 14:15	02/17/16 07:45

1

2

3

4

5

6

7

8

9

10

Client Sample Results

Client: Ecology and Environment, Inc.
Project/Site: IDOT - IL 38 - WO 008

TestAmerica Job ID: 500-107642-3

Client Sample ID: 3011-27-B01 (0-1)

Lab Sample ID: 500-107642-5

Date Collected: 02/16/16 14:15

Matrix: Solid

Date Received: 02/17/16 07:45

Percent Solids: 90.1

Method: 8260B - Volatile Organic Compounds (GC/MS)

Analyte	Result	Qualifier	RL	MDL	Unit	D	Prepared	Analyzed	Dil Fac
Acetone	<0.018		0.018	0.0035	mg/Kg	☼	02/17/16 08:40	02/22/16 19:46	1
Benzene	<0.0045		0.0045	0.0010	mg/Kg	☼	02/17/16 08:40	02/22/16 19:46	1
Bromodichloromethane	<0.0045		0.0045	0.00076	mg/Kg	☼	02/17/16 08:40	02/22/16 19:46	1
Bromoform	<0.0045		0.0045	0.00092	mg/Kg	☼	02/17/16 08:40	02/22/16 19:46	1
Bromomethane	<0.0045		0.0045	0.0017	mg/Kg	☼	02/17/16 08:40	02/22/16 19:46	1
2-Butanone (MEK)	<0.0045		0.0045	0.0016	mg/Kg	☼	02/17/16 08:40	02/22/16 19:46	1
Carbon disulfide	<0.0045		0.0045	0.0017	mg/Kg	☼	02/17/16 08:40	02/22/16 19:46	1
Carbon tetrachloride	<0.0045		0.0045	0.00097	mg/Kg	☼	02/17/16 08:40	02/22/16 19:46	1
Chlorobenzene	<0.0045		0.0045	0.0011	mg/Kg	☼	02/17/16 08:40	02/22/16 19:46	1
Chloroethane	<0.0045		0.0045	0.0019	mg/Kg	☼	02/17/16 08:40	02/22/16 19:46	1
Chloroform	<0.0045		0.0045	0.00088	mg/Kg	☼	02/17/16 08:40	02/22/16 19:46	1
Chloromethane	<0.0045		0.0045	0.0011	mg/Kg	☼	02/17/16 08:40	02/22/16 19:46	1
cis-1,2-Dichloroethene	<0.0045		0.0045	0.00092	mg/Kg	☼	02/17/16 08:40	02/22/16 19:46	1
cis-1,3-Dichloropropene	<0.0045		0.0045	0.0010	mg/Kg	☼	02/17/16 08:40	02/22/16 19:46	1
Dibromochloromethane	<0.0045		0.0045	0.00052	mg/Kg	☼	02/17/16 08:40	02/22/16 19:46	1
1,1-Dichloroethane	<0.0045		0.0045	0.00093	mg/Kg	☼	02/17/16 08:40	02/22/16 19:46	1
1,2-Dichloroethane	<0.0045		0.0045	0.00067	mg/Kg	☼	02/17/16 08:40	02/22/16 19:46	1
1,1-Dichloroethene	<0.0045		0.0045	0.0016	mg/Kg	☼	02/17/16 08:40	02/22/16 19:46	1
1,2-Dichloropropane	<0.0045		0.0045	0.0012	mg/Kg	☼	02/17/16 08:40	02/22/16 19:46	1
1,3-Dichloropropane, Total	<0.0045		0.0045	0.0013	mg/Kg	☼	02/17/16 08:40	02/22/16 19:46	1
Ethylbenzene	<0.0045		0.0045	0.0011	mg/Kg	☼	02/17/16 08:40	02/22/16 19:46	1
2-Hexanone	<0.0045		0.0045	0.0014	mg/Kg	☼	02/17/16 08:40	02/22/16 19:46	1
Methylene Chloride	<0.0045		0.0045	0.0034	mg/Kg	☼	02/17/16 08:40	02/22/16 19:46	1
4-Methyl-2-pentanone (MIBK)	<0.0045		0.0045	0.00093	mg/Kg	☼	02/17/16 08:40	02/22/16 19:46	1
Methyl tert-butyl ether	<0.0045		0.0045	0.0011	mg/Kg	☼	02/17/16 08:40	02/22/16 19:46	1
Styrene	<0.0045		0.0045	0.0011	mg/Kg	☼	02/17/16 08:40	02/22/16 19:46	1
1,1,1,2-Tetrachloroethane	<0.0045		0.0045	0.00072	mg/Kg	☼	02/17/16 08:40	02/22/16 19:46	1
Tetrachloroethene	<0.0045		0.0045	0.00094	mg/Kg	☼	02/17/16 08:40	02/22/16 19:46	1
Toluene	<0.0045		0.0045	0.0016	mg/Kg	☼	02/17/16 08:40	02/22/16 19:46	1
trans-1,2-Dichloroethene	<0.0045		0.0045	0.0011	mg/Kg	☼	02/17/16 08:40	02/22/16 19:46	1
trans-1,3-Dichloropropene	<0.0045		0.0045	0.0013	mg/Kg	☼	02/17/16 08:40	02/22/16 19:46	1
1,1,1-Trichloroethane	<0.0045		0.0045	0.0010	mg/Kg	☼	02/17/16 08:40	02/22/16 19:46	1
1,1,2-Trichloroethane	<0.0045		0.0045	0.00087	mg/Kg	☼	02/17/16 08:40	02/22/16 19:46	1
Trichloroethene	<0.0045		0.0045	0.0012	mg/Kg	☼	02/17/16 08:40	02/22/16 19:46	1
Vinyl acetate	<0.0045		0.0045	0.0012	mg/Kg	☼	02/17/16 08:40	02/22/16 19:46	1
Vinyl chloride	<0.0045		0.0045	0.0011	mg/Kg	☼	02/17/16 08:40	02/22/16 19:46	1
Xylenes, Total	<0.0090		0.0090	0.0017	mg/Kg	☼	02/17/16 08:40	02/22/16 19:46	1

Surrogate	%Recovery	Qualifier	Limits	Prepared	Analyzed	Dil Fac
4-Bromofluorobenzene (Surr)	92		70 - 122	02/17/16 08:40	02/22/16 19:46	1
Dibromofluoromethane	93		75 - 120	02/17/16 08:40	02/22/16 19:46	1
1,2-Dichloroethane-d4 (Surr)	79		70 - 134	02/17/16 08:40	02/22/16 19:46	1
Toluene-d8 (Surr)	104		75 - 122	02/17/16 08:40	02/22/16 19:46	1

Method: 8270D - Semivolatile Organic Compounds (GC/MS)

Analyte	Result	Qualifier	RL	MDL	Unit	D	Prepared	Analyzed	Dil Fac
Phenol	<0.18		0.18	0.078	mg/Kg	☼	02/22/16 07:04	02/26/16 22:35	1
Bis(2-chloroethyl)ether	<0.18		0.18	0.053	mg/Kg	☼	02/22/16 07:04	02/26/16 22:35	1
1,3-Dichlorobenzene	<0.18		0.18	0.040	mg/Kg	☼	02/22/16 07:04	02/26/16 22:35	1
1,4-Dichlorobenzene	<0.18		0.18	0.045	mg/Kg	☼	02/22/16 07:04	02/26/16 22:35	1

TestAmerica Chicago

Client Sample Results

Client: Ecology and Environment, Inc.
Project/Site: IDOT - IL 38 - WO 008

TestAmerica Job ID: 500-107642-3

Client Sample ID: 3011-27-B01 (0-1)

Lab Sample ID: 500-107642-5

Date Collected: 02/16/16 14:15

Matrix: Solid

Date Received: 02/17/16 07:45

Percent Solids: 90.1

Method: 8270D - Semivolatile Organic Compounds (GC/MS) (Continued)

Analyte	Result	Qualifier	RL	MDL	Unit	D	Prepared	Analyzed	Dil Fac
1,2-Dichlorobenzene	<0.18		0.18	0.042	mg/Kg	☼	02/22/16 07:04	02/26/16 22:35	1
2-Methylphenol	<0.18		0.18	0.057	mg/Kg	☼	02/22/16 07:04	02/26/16 22:35	1
2,2'-oxybis[1-chloropropane]	<0.18		0.18	0.041	mg/Kg	☼	02/22/16 07:04	02/26/16 22:35	1
N-Nitrosodi-n-propylamine	<0.071		0.071	0.043	mg/Kg	☼	02/22/16 07:04	02/26/16 22:35	1
Hexachloroethane	<0.18		0.18	0.054	mg/Kg	☼	02/22/16 07:04	02/26/16 22:35	1
2-Chlorophenol	<0.18		0.18	0.060	mg/Kg	☼	02/22/16 07:04	02/26/16 22:35	1
Nitrobenzene	<0.035		0.035	0.0088	mg/Kg	☼	02/22/16 07:04	02/26/16 22:35	1
Bis(2-chloroethoxy)methane	<0.18		0.18	0.036	mg/Kg	☼	02/22/16 07:04	02/26/16 22:35	1
1,2,4-Trichlorobenzene	<0.18		0.18	0.038	mg/Kg	☼	02/22/16 07:04	02/26/16 22:35	1
Isophorone	<0.18		0.18	0.040	mg/Kg	☼	02/22/16 07:04	02/26/16 22:35	1
2,4-Dimethylphenol	<0.35		0.35	0.13	mg/Kg	☼	02/22/16 07:04	02/26/16 22:35	1
Hexachlorobutadiene	<0.18		0.18	0.055	mg/Kg	☼	02/22/16 07:04	02/26/16 22:35	1
Naphthalene	<0.035		0.035	0.0054	mg/Kg	☼	02/22/16 07:04	02/26/16 22:35	1
2,4-Dichlorophenol	<0.35		0.35	0.084	mg/Kg	☼	02/22/16 07:04	02/26/16 22:35	1
4-Chloroaniline	<0.71		0.71	0.17	mg/Kg	☼	02/22/16 07:04	02/26/16 22:35	1
2,4,6-Trichlorophenol	<0.35		0.35	0.12	mg/Kg	☼	02/22/16 07:04	02/26/16 22:35	1
2,4,5-Trichlorophenol	<0.35		0.35	0.080	mg/Kg	☼	02/22/16 07:04	02/26/16 22:35	1
Hexachlorocyclopentadiene	<0.71		0.71	0.20	mg/Kg	☼	02/22/16 07:04	02/26/16 22:35	1
2-Methylnaphthalene	<0.035		0.035	0.0065	mg/Kg	☼	02/22/16 07:04	02/26/16 22:35	1
2-Nitroaniline	<0.18		0.18	0.047	mg/Kg	☼	02/22/16 07:04	02/26/16 22:35	1
2-Chloronaphthalene	<0.18		0.18	0.039	mg/Kg	☼	02/22/16 07:04	02/26/16 22:35	1
4-Chloro-3-methylphenol	<0.35		0.35	0.12	mg/Kg	☼	02/22/16 07:04	02/26/16 22:35	1
2,6-Dinitrotoluene	<0.18		0.18	0.069	mg/Kg	☼	02/22/16 07:04	02/26/16 22:35	1
2-Nitrophenol	<0.35		0.35	0.083	mg/Kg	☼	02/22/16 07:04	02/26/16 22:35	1
3-Nitroaniline	<0.35		0.35	0.11	mg/Kg	☼	02/22/16 07:04	02/26/16 22:35	1
Dimethyl phthalate	<0.18		0.18	0.046	mg/Kg	☼	02/22/16 07:04	02/26/16 22:35	1
2,4-Dinitrophenol	<0.71		0.71	0.62	mg/Kg	☼	02/22/16 07:04	02/26/16 22:35	1
Acenaphthylene	<0.035		0.035	0.0046	mg/Kg	☼	02/22/16 07:04	02/26/16 22:35	1
2,4-Dinitrotoluene	<0.18		0.18	0.056	mg/Kg	☼	02/22/16 07:04	02/26/16 22:35	1
Acenaphthene	<0.035		0.035	0.0063	mg/Kg	☼	02/22/16 07:04	02/26/16 22:35	1
Dibenzofuran	<0.18		0.18	0.041	mg/Kg	☼	02/22/16 07:04	02/26/16 22:35	1
4-Nitrophenol	<0.71		0.71	0.34	mg/Kg	☼	02/22/16 07:04	02/26/16 22:35	1
Fluorene	<0.035		0.035	0.0050	mg/Kg	☼	02/22/16 07:04	02/26/16 22:35	1
4-Nitroaniline	<0.35		0.35	0.15	mg/Kg	☼	02/22/16 07:04	02/26/16 22:35	1
4-Bromophenyl phenyl ether	<0.18		0.18	0.046	mg/Kg	☼	02/22/16 07:04	02/26/16 22:35	1
Hexachlorobenzene	<0.071		0.071	0.0082	mg/Kg	☼	02/22/16 07:04	02/26/16 22:35	1
Diethyl phthalate	<0.18		0.18	0.060	mg/Kg	☼	02/22/16 07:04	02/26/16 22:35	1
4-Chlorophenyl phenyl ether	<0.18		0.18	0.041	mg/Kg	☼	02/22/16 07:04	02/26/16 22:35	1
Pentachlorophenol	<0.71		0.71	0.57	mg/Kg	☼	02/22/16 07:04	02/26/16 22:35	1
N-Nitrosodiphenylamine	<0.18		0.18	0.042	mg/Kg	☼	02/22/16 07:04	02/26/16 22:35	1
4,6-Dinitro-2-methylphenol	<0.71		0.71	0.28	mg/Kg	☼	02/22/16 07:04	02/26/16 22:35	1
Phenanthrene	0.047		0.035	0.0049	mg/Kg	☼	02/22/16 07:04	02/26/16 22:35	1
Anthracene	0.010 J		0.035	0.0059	mg/Kg	☼	02/22/16 07:04	02/26/16 22:35	1
Carbazole	<0.18		0.18	0.088	mg/Kg	☼	02/22/16 07:04	02/26/16 22:35	1
Di-n-butyl phthalate	<0.18		0.18	0.054	mg/Kg	☼	02/22/16 07:04	02/26/16 22:35	1
Fluoranthene	0.084		0.035	0.0065	mg/Kg	☼	02/22/16 07:04	02/26/16 22:35	1
Pyrene	0.15		0.035	0.0070	mg/Kg	☼	02/22/16 07:04	02/26/16 22:35	1
Butyl benzyl phthalate	<0.18		0.18	0.067	mg/Kg	☼	02/22/16 07:04	02/26/16 22:35	1
Benzo[a]anthracene	0.045		0.035	0.0047	mg/Kg	☼	02/22/16 07:04	02/26/16 22:35	1

TestAmerica Chicago

Client Sample Results

Client: Ecology and Environment, Inc.
Project/Site: IDOT - IL 38 - WO 008

TestAmerica Job ID: 500-107642-3

Client Sample ID: 3011-27-B01 (0-1)

Lab Sample ID: 500-107642-5

Date Collected: 02/16/16 14:15

Matrix: Solid

Date Received: 02/17/16 07:45

Percent Solids: 90.1

Method: 8270D - Semivolatile Organic Compounds (GC/MS) (Continued)

Analyte	Result	Qualifier	RL	MDL	Unit	D	Prepared	Analyzed	Dil Fac
Chrysene	0.065		0.035	0.0096	mg/Kg	☼	02/22/16 07:04	02/26/16 22:35	1
3,3'-Dichlorobenzidine	<0.18		0.18	0.049	mg/Kg	☼	02/22/16 07:04	02/26/16 22:35	1
Bis(2-ethylhexyl) phthalate	<0.18		0.18	0.064	mg/Kg	☼	02/22/16 07:04	02/26/16 22:35	1
Di-n-octyl phthalate	<0.18		0.18	0.057	mg/Kg	☼	02/22/16 07:04	02/26/16 22:35	1
Benzo[b]fluoranthene	0.12		0.035	0.0076	mg/Kg	☼	02/22/16 07:04	02/26/16 22:35	1
Benzo[k]fluoranthene	0.036		0.035	0.010	mg/Kg	☼	02/22/16 07:04	02/26/16 22:35	1
Benzo[a]pyrene	0.074		0.035	0.0068	mg/Kg	☼	02/22/16 07:04	02/26/16 22:35	1
Indeno[1,2,3-cd]pyrene	0.055		0.035	0.0091	mg/Kg	☼	02/22/16 07:04	02/26/16 22:35	1
Dibenz(a,h)anthracene	<0.035		0.035	0.0068	mg/Kg	☼	02/22/16 07:04	02/26/16 22:35	1
Benzo[g,h,i]perylene	0.078		0.035	0.011	mg/Kg	☼	02/22/16 07:04	02/26/16 22:35	1
3 & 4 Methylphenol	<0.18		0.18	0.059	mg/Kg	☼	02/22/16 07:04	02/26/16 22:35	1

Surrogate	%Recovery	Qualifier	Limits	Prepared	Analyzed	Dil Fac
2-Fluorophenol	89		25 - 110	02/22/16 07:04	02/26/16 22:35	1
Phenol-d5	94		31 - 110	02/22/16 07:04	02/26/16 22:35	1
Nitrobenzene-d5	84		25 - 115	02/22/16 07:04	02/26/16 22:35	1
2-Fluorobiphenyl	76		25 - 119	02/22/16 07:04	02/26/16 22:35	1
2,4,6-Tribromophenol	89		35 - 137	02/22/16 07:04	02/26/16 22:35	1
Terphenyl-d14	161	X	36 - 134	02/22/16 07:04	02/26/16 22:35	1

Method: 6010B - Metals (ICP)

Analyte	Result	Qualifier	RL	MDL	Unit	D	Prepared	Analyzed	Dil Fac
Antimony	0.44	J	1.1	0.23	mg/Kg	☼	02/24/16 08:46	02/26/16 02:03	1
Arsenic	2.3		0.55	0.25	mg/Kg	☼	02/24/16 08:46	02/26/16 02:03	1
Barium	13		0.55	0.10	mg/Kg	☼	02/24/16 08:46	02/26/16 02:03	1
Beryllium	0.19	J	0.22	0.047	mg/Kg	☼	02/24/16 08:46	02/26/16 02:03	1
Boron	8.2		2.7	0.38	mg/Kg	☼	02/24/16 08:46	02/26/16 02:03	1
Cadmium	0.12		0.11	0.032	mg/Kg	☼	02/24/16 08:46	02/26/16 02:03	1
Calcium	180000	B	110	35	mg/Kg	☼	02/24/16 08:46	02/26/16 04:17	10
Chromium	15	B	0.55	0.094	mg/Kg	☼	02/24/16 08:46	02/26/16 02:03	1
Cobalt	2.7		0.27	0.062	mg/Kg	☼	02/24/16 08:46	02/26/16 02:03	1
Copper	7.3		0.55	0.12	mg/Kg	☼	02/24/16 08:46	02/26/16 02:03	1
Iron	6000	B	11	4.2	mg/Kg	☼	02/24/16 08:46	02/26/16 02:03	1
Lead	69		0.27	0.14	mg/Kg	☼	02/24/16 08:46	02/26/16 02:03	1
Magnesium	100000	B	55	22	mg/Kg	☼	02/24/16 08:46	02/26/16 04:17	10
Manganese	260		0.55	0.11	mg/Kg	☼	02/24/16 08:46	02/26/16 02:03	1
Nickel	6.7	B	0.55	0.15	mg/Kg	☼	02/24/16 08:46	02/26/16 02:03	1
Potassium	520		27	4.5	mg/Kg	☼	02/24/16 08:46	02/26/16 02:03	1
Selenium	<0.55		0.55	0.27	mg/Kg	☼	02/24/16 08:46	02/26/16 02:03	1
Silver	<0.27		0.27	0.064	mg/Kg	☼	02/24/16 08:46	02/26/16 02:03	1
Sodium	570		55	7.2	mg/Kg	☼	02/24/16 08:46	02/26/16 02:03	1
Thallium	<0.55		0.55	0.27	mg/Kg	☼	02/24/16 08:46	02/26/16 02:03	1
Vanadium	8.7		0.27	0.080	mg/Kg	☼	02/24/16 08:46	02/26/16 02:03	1
Zinc	30	B	5.5	1.7	mg/Kg	☼	02/24/16 08:46	02/26/16 16:02	5

Method: 6010B - Metals (ICP) - TCLP

Analyte	Result	Qualifier	RL	MDL	Unit	D	Prepared	Analyzed	Dil Fac
Barium	0.19	J	0.50	0.050	mg/L		02/23/16 09:14	02/24/16 20:13	1
Beryllium	<0.0040		0.0040	0.0040	mg/L		02/23/16 09:14	02/24/16 20:13	1
Boron	0.63		0.50	0.050	mg/L		02/23/16 09:14	02/24/16 20:13	1

TestAmerica Chicago

Client Sample Results

Client: Ecology and Environment, Inc.
Project/Site: IDOT - IL 38 - WO 008

TestAmerica Job ID: 500-107642-3

Client Sample ID: 3011-27-B01 (0-1)

Lab Sample ID: 500-107642-5

Date Collected: 02/16/16 14:15

Matrix: Solid

Date Received: 02/17/16 07:45

Percent Solids: 90.1

Method: 6010B - Metals (ICP) - TCLP (Continued)

Analyte	Result	Qualifier	RL	MDL	Unit	D	Prepared	Analyzed	Dil Fac
Cadmium	<0.0050		0.0050	0.0020	mg/L		02/23/16 09:14	02/24/16 20:13	1
Chromium	<0.025		0.025	0.010	mg/L		02/23/16 09:14	02/24/16 20:13	1
Cobalt	<0.025		0.025	0.010	mg/L		02/23/16 09:14	02/24/16 20:13	1
Iron	<0.40		0.40	0.20	mg/L		02/23/16 09:14	02/24/16 20:13	1
Lead	<0.0075		0.0075	0.0075	mg/L		02/23/16 09:14	02/24/16 20:13	1
Manganese	1.2		0.025	0.010	mg/L		02/23/16 09:14	02/24/16 20:13	1
Nickel	<0.025		0.025	0.010	mg/L		02/23/16 09:14	02/24/16 20:13	1
Selenium	<0.050		0.050	0.020	mg/L		02/23/16 09:14	02/24/16 20:13	1
Silver	<0.025		0.025	0.010	mg/L		02/23/16 09:14	02/24/16 20:13	1
Zinc	0.25	J B	0.50	0.020	mg/L		02/23/16 09:14	02/24/16 20:13	1

Method: 6010B - Metals (ICP) - SPLP East

Analyte	Result	Qualifier	RL	MDL	Unit	D	Prepared	Analyzed	Dil Fac
Manganese	0.034		0.025	0.010	mg/L		02/23/16 09:24	02/25/16 08:08	1

Method: 6020A - Metals (ICP/MS) - TCLP

Analyte	Result	Qualifier	RL	MDL	Unit	D	Prepared	Analyzed	Dil Fac
Antimony	<0.0060		0.0060	0.0060	mg/L		02/23/16 09:14	02/23/16 16:22	1
Thallium	<0.0020		0.0020	0.0020	mg/L		02/23/16 09:14	02/23/16 16:22	1

Method: 7470A - TCLP Mercury - TCLP

Analyte	Result	Qualifier	RL	MDL	Unit	D	Prepared	Analyzed	Dil Fac
Mercury	<0.00020		0.00020	0.00020	mg/L		02/22/16 15:15	02/23/16 12:03	1

Method: 7471B - Mercury (CVAA)

Analyte	Result	Qualifier	RL	MDL	Unit	D	Prepared	Analyzed	Dil Fac
Mercury	<0.016		0.016	0.0084	mg/Kg	☼	02/23/16 15:15	02/24/16 13:27	1

General Chemistry

Analyte	Result	Qualifier	RL	MDL	Unit	D	Prepared	Analyzed	Dil Fac
pH	8.93		0.200	0.200	SU			02/20/16 12:24	1

Definitions/Glossary

Client: Ecology and Environment, Inc.
Project/Site: IDOT - IL 38 - WO 008

TestAmerica Job ID: 500-107642-3

Qualifiers

GC/MS Semi VOA

Qualifier	Qualifier Description
J	Result is less than the RL but greater than or equal to the MDL and the concentration is an approximate value.
X	Surrogate is outside control limits

Metals

Qualifier	Qualifier Description
J	Result is less than the RL but greater than or equal to the MDL and the concentration is an approximate value.
B	Compound was found in the blank and sample.

Glossary

Abbreviation	These commonly used abbreviations may or may not be present in this report.
α	Listed under the "D" column to designate that the result is reported on a dry weight basis
%R	Percent Recovery
CFL	Contains Free Liquid
CNF	Contains no Free Liquid
DER	Duplicate error ratio (normalized absolute difference)
Dil Fac	Dilution Factor
DL, RA, RE, IN	Indicates a Dilution, Re-analysis, Re-extraction, or additional Initial metals/anion analysis of the sample
DLC	Decision level concentration
MDA	Minimum detectable activity
EDL	Estimated Detection Limit
MDC	Minimum detectable concentration
MDL	Method Detection Limit
ML	Minimum Level (Dioxin)
NC	Not Calculated
ND	Not detected at the reporting limit (or MDL or EDL if shown)
PQL	Practical Quantitation Limit
QC	Quality Control
RER	Relative error ratio
RL	Reporting Limit or Requested Limit (Radiochemistry)
RPD	Relative Percent Difference, a measure of the relative difference between two points
TEF	Toxicity Equivalent Factor (Dioxin)
TEQ	Toxicity Equivalent Quotient (Dioxin)

Certification Summary

Client: Ecology and Environment, Inc.
Project/Site: IDOT - IL 38 - WO 008

TestAmerica Job ID: 500-107642-3


Laboratory: TestAmerica Chicago

Unless otherwise noted, all analytes for this laboratory were covered under each certification below.

Authority	Program	EPA Region	Certification ID	Expiration Date
Illinois	NELAP	5	100201	04-30-16

The following analytes are included in this report, but certification is not offered by the governing authority:

Analysis Method	Prep Method	Matrix	Analyte
6020A	3010A	Solid	Antimony
6020A	3010A	Solid	Thallium
8260B	5035	Solid	1,3-Dichloropropene, Total
Moisture		Solid	Percent Moisture
Moisture		Solid	Percent Solids



Login Sample Receipt Checklist

Client: Ecology and Environment, Inc.

Job Number: 500-107642-3

Login Number: 107642

List Source: TestAmerica Chicago

List Number: 1

Creator: Scott, Sherri L

Question	Answer	Comment
Radioactivity wasn't checked or is \leq background as measured by a survey meter.	True	
The cooler's custody seal, if present, is intact.	True	
Sample custody seals, if present, are intact.	True	
The cooler or samples do not appear to have been compromised or tampered with.	True	
Samples were received on ice.	True	
Cooler Temperature is acceptable.	True	
Cooler Temperature is recorded.	True	2.8,2.5,3.2,3.5
COC is present.	True	
COC is filled out in ink and legible.	True	
COC is filled out with all pertinent information.	True	
Is the Field Sampler's name present on COC?	True	
There are no discrepancies between the containers received and the COC.	True	
Samples are received within Holding Time (excluding tests with immediate HTs)	True	
Sample containers have legible labels.	True	
Containers are not broken or leaking.	True	
Sample collection date/times are provided.	True	
Appropriate sample containers are used.	True	
Sample bottles are completely filled.	True	
Sample Preservation Verified.	True	
There is sufficient vol. for all requested analyses, incl. any requested MS/MSDs	True	
Containers requiring zero headspace have no headspace or bubble is <math><6\text{mm}</math> (1/4").	N/A	
Multiphasic samples are not present.	True	
Samples do not require splitting or compositing.	True	
Residual Chlorine Checked.	N/A	





Bureau of Land • 1021 North Grand Avenue East • P.O. Box 19276 • Springfield • Illinois • 62794-9276

Uncontaminated Soil Certification by Licensed Professional Engineer or Licensed Professional Geologist for Use of Uncontaminated Soil as Fill in a CCDD or Uncontaminated Soil Fill Operation LPC-663

Revised in accordance with 35 Ill. Adm. Code 1100, as amended by PCB R2012-009 (eff. Aug. 27, 2012)

This certification form is to be used by professional engineers and professional geologists to certify, pursuant to 35 Ill. Adm. Code 1100.205(a)(1)(B), that soil (i) is uncontaminated soil and (ii) is within a pH range of 6.26 to 9.0. If you have questions about this form, please telephone the Bureau of Land Permit Section at 217/524-3300.

This form may be completed online, saved locally, printed and signed, and submitted to prospective clean construction or demolition debris (CCDD) fill operations or uncontaminated soil fill operations.

I. Source Location Information

(Describe the location of the source of the uncontaminated soil)

Project Name: FAP 347 (IL Route 38) Office Phone Number, if available: _____

Physical Site Location (address, including number and street):
47W 600 block of IL 38 ISGS #3011-27 (Vineyard)

City: Maple Park State: IL Zip Code: 60151

County: Kane Township: Kaneville

Lat/Long of approximate center of site in decimal degrees (DD.ddddd) to five decimal places (e.g., 40.67890, -90.12345):

Latitude: 41.89474282 Longitude: -88.54062671
(Decimal Degrees) (-Decimal Degrees)

Identify how the lat/long data were determined:

- GPS Map Interpolation Photo Interpolation Survey Other

IEPA Site Number(s), if assigned: BOL: _____ BOW: _____ BOA: _____

II. Owner/Operator Information for Source Site

Site Owner

Site Operator

Name: Illinois Department of Transportation

Name: Illinois Department of Transportation

Street Address: 201 West Center Court

Street Address: 201 West Center Court

PO Box: _____

PO Box: _____

City: Schaumburg State: IL

City: Schaumburg State: IL

Zip Code: 60196-1096 Phone: 847-705-4159

Zip Code: 60196-1096 Phone: 847-705-4159

Contact: Sam Mead

Contact: Sam Mead

Email, if available: Sam.Mead@illinois.gov

Email, if available: Sam.Mead@illinois.gov

This Agency is authorized to require this information under Section 4 and Title X of the Environmental Protection Act (415 ILCS 5/4, 5/39). Failure to disclose this information may result in: a civil penalty of not to exceed \$50,000 for the violation and an additional civil penalty of not to exceed \$10,000 for each day during which the violation continues (415 ILCS 5/42). This form has been approved by the Forms Management Center.

Project Name: FAP 347 (IL Route 38)

Latitude: 41.89474282 Longitude: -88.54062671

Uncontaminated Site Certification

III. Basis for Certification and Attachments

For each item listed below, reference the attachments to this form that provide the required information.

- a. A Description of the soil sample points and how they were determined to be sufficient in number and appropriately located 35 Ill. Adm. Code 1100.610(a):

Location 3011-27-B01 was sampled within the construction zone adjacent to ISGS #3011-27 (Vineyard). Refer to PSI Report for ISGS #3011-27 (Vineyard) including Table 4-4, and Figures 4-4A&B.

- b. Analytical soil testing results to show that soil chemical constituents comply with the maximum allowable concentrations established pursuant to 35 Ill. Adm. Code Part 1100, Subpart F and that the soil pH is within the range of 6.25 to 9.0, including the documentation of chain of custody control, a copy of the lab analysis; the accreditation status of the laboratory performing the analysis; and certification by an authorized agent of the laboratory that the analysis has been performed in accordance with the Agency's rules for the accreditation of environmental and the scope of the accreditation [35 Ill. Adm. Code 1100.201(g), 1100.205(a), 1100.610]:

See attached data summary table and associated laboratory data package J107642-3.

IV. Certification Statement, Signature and Seal of Licensed Professional Engineer or Licensed Professional Geologist

I, Neil J. Brown (name of licensed professional engineer or geologist) certify under penalty of law that the information submitted, including but not limited to, all attachments and other information, is to the best of my knowledge and belief, true, accurate and complete. In accordance with the Environmental Protection Act [415 ILCS 5/22.51 or 22.51a] and 35 Ill. Adm. Code 1100.205(a), I certify that the soil from this site is uncontaminated soil. I also certify that the soil pH is within the range of 6.25 to 9.0. In addition, I certify that the soil has not been removed from the site as part of a cleanup or removal of contaminants. All necessary documentation is attached.

Any person who knowingly makes a false, fictitious, or fraudulent material statement, orally or in writing, to the Illinois EPA commits a Class 4 felony. A second or subsequent offense after conviction is a Class 3 felony. (415 ILCS 5/44(h))

Company Name: Ecology and Environment, Inc.

Street Address: 33 West Monroe Street

City: Chicago State: IL Zip Code: 60603

Phone: 312-578-9243

Neil J. Brown

Printed Name:

Neil J. Brown
 Licensed Professional Engineer or
 Licensed Professional Geologist Signature:

3/17/16

Date:



P.E. or L.P.G. Seal:




Analytical Data Summary

PTB #176-001; IDOT Job #D-91-339-15; Project #P-91-141-15; WorkOrder #08A

Key to Data Tables

- MAC = Maximum Allowable Concentration of Chemical Constituent in
Uncontaminated Soil Used as Fill Material At Regulated Fill Operations
- mg/kg = Milligrams per kilogram.
- mg/L = Milligrams per liter.
- MSA = Metropolitan Statistical Area
- TACO = Tiered Approach to Corrective Action Objectives
- TCLP = Toxicity Characteristic Leaching Procedure.
- SCGIER = Soil Component of the Groundwater Ingestion Exposure Route
- SPLP = Synthetic Precipitation Leaching Procedure.
- ND = Not detected.
- NA = Not analyzed.
- J = Estimated value.
- U = Analyte was analyzed for but not detected.

Criteria Qualifiers and Shading

- † = Concentration exceeds the most stringent MAC.
- m = Concentration exceeds the MAC for an MSA.
- * = Concentration exceeds the MAC for Chicago corporate limits.
- L = The detected TCLP/SPLP concentration exceeds the TACO Tier 1 RO for the SCGIER.
-  = Concentration exceeds the most stringent MAC, but is below the MAC for an MSA.
-  = Concentration exceeds the most stringent MAC and the MAC for Chicago corporate limits.
-  = Concentration exceeds applicable comparison criteria.

CONTAMINANTS OF CONCERN

SITE	ISGS #3011-27 (Vineyard)	Comparison Criteria			
BORING	3011-27-B01	MACs			TACO
SAMPLE	3011-27-B01 (0-1)	Most Stringent	Within an MSA	Within Chicago	SCGIER
MATRIX	Soil				
DEPTH (feet)	0-1				
pH	8.93				
VOCs (None Detected)					
SVOCs (mg/kg)					
Anthracene	0.01 J	12,000	--	--	--
Benzo[a]anthracene	0.045	0.9	1.8	1.1	--
Benzo[a]pyrene	0.074	0.09	2.1	1.3	--
Benzo[b]fluoranthene	0.12	0.9	2.1	1.5	--
Benzo[g,h,i]perylene	0.078	--	--	--	--
Benzo[k]fluoranthene	0.036	9	--	--	--
Chrysene	0.065	88	--	--	--
Fluoranthene	0.084	3,100	--	--	--
Indeno[1,2,3-cd]pyrene	0.055	0.9	1.6	0.9	--
Phenanthrene	0.047	--	--	--	--
Pyrene	0.15	2,300	--	--	--
Inorganics (mg/kg)					
Antimony	0.44 J	5	--	--	--
Arsenic	2.3	11.3	13	--	--
Barium	13	1,500	--	--	--
Beryllium	0.19 J	22	--	--	--
Boron	8.2	40	--	--	--
Cadmium	0.12	5.2	--	--	--
Calcium	180,000	--	--	--	--
Chromium	15	21	--	--	--
Cobalt	2.7	20	--	--	--
Copper	7.3	2,900	--	--	--
Iron	6,000	15,000	15,900	--	--
Lead	69	107	--	--	--
Magnesium	100,000	325,000	--	--	--
Manganese	260	630	636	--	--
Nickel	6.7	100	--	--	--
Potassium	520	--	--	--	--
Sodium	570	--	--	--	--
Vanadium	8.7	550	--	--	--
Zinc	30	5,100	--	--	--
TCLP Metals (mg/L)					
Barium	0.19 J	--	--	--	2
Boron	0.63	--	--	--	2
Manganese	1.2 L	--	--	--	0.15
Zinc	0.25 J	--	--	--	5
SPLP Metals (mg/L)					
Manganese	0.034	--	--	--	0.15

TestAmerica

THE LEADER IN ENVIRONMENTAL TESTING

ANALYTICAL REPORT

TestAmerica Laboratories, Inc.
TestAmerica Chicago
2417 Bond Street
University Park, IL 60484
Tel: (708)534-5200

TestAmerica Job ID: 500-107642-3
Client Project/Site: IDOT - IL 38 - WO 008

For:
Ecology and Environment, Inc.
33 West Monroe St.
Suite 1410
Chicago, Illinois 60603

Attn: Mr. Dean Tiebout

Jodie Bracken

Authorized for release by:
2/29/2016 5:08:30 PM
Jodie Bracken, Project Management Assistant II
jodie.bracken@testamericainc.com

Designee for
Richard Wright, Senior Project Manager
(708)534-5200
richard.wright@testamericainc.com

LINKS

Review your project
results through
TotalAccess

Have a Question?



Visit us at:
www.testamericainc.com

The test results in this report meet all 2003 NELAC and 2009 TNI requirements for accredited parameters, exceptions are noted in this report. This report may not be reproduced except in full, and with written approval from the laboratory. For questions please contact the Project Manager at the e-mail address or telephone number listed on this page.

This report has been electronically signed and authorized by the signatory. Electronic signature is intended to be the legally binding equivalent of a traditionally handwritten signature.

Results relate only to the items tested and the sample(s) as received by the laboratory.

1

2

3

4

5

6

7

8

9

10



Table of Contents

Cover Page	1
Table of Contents	2
Case Narrative	3
Detection Summary	4
Sample Summary	5
Client Sample Results	6
Definitions	10
Certification Summary	11
Chain of Custody	12
Receipt Checklists	13

Case Narrative

Client: Ecology and Environment, Inc.
Project/Site: IDOT - IL 38 - WO 008

TestAmerica Job ID: 500-107642-3

Job ID: 500-107642-3

Laboratory: TestAmerica Chicago

Narrative

**Job Narrative
500-107642-3**

Comments

No additional comments.

Receipt

The samples were received on 2/17/2016 7:45 AM; the samples arrived in good condition, properly preserved and, where required, on ice. The temperatures of the 4 coolers at receipt time were 2.5° C, 2.8° C, 3.2° C and 3.5° C.

GC/MS VOA

No analytical or quality issues were noted, other than those described in the Definitions/Glossary page.

GC/MS Semi VOA

Method(s) 8270D: The following sample contained one acid surrogate and/or one base/neutral surrogate outside acceptance limits: 3011-27-B01 (0-1) (500-107642-5), (500-107642-E-1-B MS) and (500-107642-E-1-C MSD). The laboratory's SOP allows one acid and one base/neutral surrogate to be outside acceptance limits; therefore, re-extraction was not performed. These results have been reported and qualified.

No additional analytical or quality issues were noted, other than those described above or in the Definitions/Glossary page.

Metals

Method(s) 6010B: The method blank for preparation batch 500-324239 and analytical batch 500-324569 contained Calcium, Chromium, and Magnesium above the reporting limit (RL). Associated samples 3011-27-B01 (0-1) (500-107642-5) and (500-107642-E-1-H) were not re-extracted and/or re-analyzed because results were greater than 10X the value found in the method blank.

No additional analytical or quality issues were noted, other than those described above or in the Definitions/Glossary page.

General Chemistry

No analytical or quality issues were noted, other than those described in the Definitions/Glossary page.

Organic Prep

No analytical or quality issues were noted, other than those described in the Definitions/Glossary page.

Detection Summary

Client: Ecology and Environment, Inc.
Project/Site: IDOT - IL 38 - WO 008

TestAmerica Job ID: 500-107642-3

Client Sample ID: 3011-27-B01 (0-1)

Lab Sample ID: 500-107642-5

Analyte	Result	Qualifier	RL	MDL	Unit	Dil Fac	D	Method	Prep Type
Phenanthrene	0.047		0.035	0.0049	mg/Kg	1	☼	8270D	Total/NA
Anthracene	0.010	J	0.035	0.0059	mg/Kg	1	☼	8270D	Total/NA
Fluoranthene	0.084		0.035	0.0065	mg/Kg	1	☼	8270D	Total/NA
Pyrene	0.15		0.035	0.0070	mg/Kg	1	☼	8270D	Total/NA
Benzo[a]anthracene	0.045		0.035	0.0047	mg/Kg	1	☼	8270D	Total/NA
Chrysene	0.065		0.035	0.0096	mg/Kg	1	☼	8270D	Total/NA
Benzo[b]fluoranthene	0.12		0.035	0.0076	mg/Kg	1	☼	8270D	Total/NA
Benzo[k]fluoranthene	0.036		0.035	0.010	mg/Kg	1	☼	8270D	Total/NA
Benzo[a]pyrene	0.074		0.035	0.0068	mg/Kg	1	☼	8270D	Total/NA
Indeno[1,2,3-cd]pyrene	0.055		0.035	0.0091	mg/Kg	1	☼	8270D	Total/NA
Benzo[g,h,i]perylene	0.078		0.035	0.011	mg/Kg	1	☼	8270D	Total/NA
Antimony	0.44	J	1.1	0.23	mg/Kg	1	☼	6010B	Total/NA
Arsenic	2.3		0.55	0.25	mg/Kg	1	☼	6010B	Total/NA
Barium	13		0.55	0.10	mg/Kg	1	☼	6010B	Total/NA
Beryllium	0.19	J	0.22	0.047	mg/Kg	1	☼	6010B	Total/NA
Boron	8.2		2.7	0.38	mg/Kg	1	☼	6010B	Total/NA
Cadmium	0.12		0.11	0.032	mg/Kg	1	☼	6010B	Total/NA
Calcium	180000	B	110	35	mg/Kg	10	☼	6010B	Total/NA
Chromium	15	B	0.55	0.094	mg/Kg	1	☼	6010B	Total/NA
Cobalt	2.7		0.27	0.062	mg/Kg	1	☼	6010B	Total/NA
Copper	7.3		0.55	0.12	mg/Kg	1	☼	6010B	Total/NA
Iron	6000	B	11	4.2	mg/Kg	1	☼	6010B	Total/NA
Lead	69		0.27	0.14	mg/Kg	1	☼	6010B	Total/NA
Magnesium	100000	B	55	22	mg/Kg	10	☼	6010B	Total/NA
Manganese	260		0.55	0.11	mg/Kg	1	☼	6010B	Total/NA
Nickel	6.7	B	0.55	0.15	mg/Kg	1	☼	6010B	Total/NA
Potassium	520		27	4.5	mg/Kg	1	☼	6010B	Total/NA
Sodium	570		55	7.2	mg/Kg	1	☼	6010B	Total/NA
Vanadium	8.7		0.27	0.080	mg/Kg	1	☼	6010B	Total/NA
Zinc	30	B	5.5	1.7	mg/Kg	5	☼	6010B	Total/NA
Barium	0.19	J	0.50	0.050	mg/L	1		6010B	TCLP
Boron	0.63		0.50	0.050	mg/L	1		6010B	TCLP
Manganese	1.2		0.025	0.010	mg/L	1		6010B	TCLP
Zinc	0.25	J B	0.50	0.020	mg/L	1		6010B	TCLP
Manganese	0.034		0.025	0.010	mg/L	1		6010B	SPLP East
pH	8.93		0.200	0.200	SU	1		9045D	Total/NA

This Detection Summary does not include radiochemical test results.

TestAmerica Chicago

Sample Summary

Client: Ecology and Environment, Inc.
Project/Site: IDOT - IL 38 - WO 008

TestAmerica Job ID: 500-107642-3

Lab Sample ID	Client Sample ID	Matrix	Collected	Received
500-107642-5	3011-27-B01 (0-1)	Solid	02/16/16 14:15	02/17/16 07:45

1

2

3

4

5

6

7

8

9

10

Client Sample Results

Client: Ecology and Environment, Inc.
Project/Site: IDOT - IL 38 - WO 008

TestAmerica Job ID: 500-107642-3

Client Sample ID: 3011-27-B01 (0-1)

Lab Sample ID: 500-107642-5

Date Collected: 02/16/16 14:15

Matrix: Solid

Date Received: 02/17/16 07:45

Percent Solids: 90.1

Method: 8260B - Volatile Organic Compounds (GC/MS)

Analyte	Result	Qualifier	RL	MDL	Unit	D	Prepared	Analyzed	Dil Fac
Acetone	<0.018		0.018	0.0035	mg/Kg	☼	02/17/16 08:40	02/22/16 19:46	1
Benzene	<0.0045		0.0045	0.0010	mg/Kg	☼	02/17/16 08:40	02/22/16 19:46	1
Bromodichloromethane	<0.0045		0.0045	0.00076	mg/Kg	☼	02/17/16 08:40	02/22/16 19:46	1
Bromoform	<0.0045		0.0045	0.00092	mg/Kg	☼	02/17/16 08:40	02/22/16 19:46	1
Bromomethane	<0.0045		0.0045	0.0017	mg/Kg	☼	02/17/16 08:40	02/22/16 19:46	1
2-Butanone (MEK)	<0.0045		0.0045	0.0016	mg/Kg	☼	02/17/16 08:40	02/22/16 19:46	1
Carbon disulfide	<0.0045		0.0045	0.0017	mg/Kg	☼	02/17/16 08:40	02/22/16 19:46	1
Carbon tetrachloride	<0.0045		0.0045	0.00097	mg/Kg	☼	02/17/16 08:40	02/22/16 19:46	1
Chlorobenzene	<0.0045		0.0045	0.0011	mg/Kg	☼	02/17/16 08:40	02/22/16 19:46	1
Chloroethane	<0.0045		0.0045	0.0019	mg/Kg	☼	02/17/16 08:40	02/22/16 19:46	1
Chloroform	<0.0045		0.0045	0.00088	mg/Kg	☼	02/17/16 08:40	02/22/16 19:46	1
Chloromethane	<0.0045		0.0045	0.0011	mg/Kg	☼	02/17/16 08:40	02/22/16 19:46	1
cis-1,2-Dichloroethene	<0.0045		0.0045	0.00092	mg/Kg	☼	02/17/16 08:40	02/22/16 19:46	1
cis-1,3-Dichloropropene	<0.0045		0.0045	0.0010	mg/Kg	☼	02/17/16 08:40	02/22/16 19:46	1
Dibromochloromethane	<0.0045		0.0045	0.00052	mg/Kg	☼	02/17/16 08:40	02/22/16 19:46	1
1,1-Dichloroethane	<0.0045		0.0045	0.00093	mg/Kg	☼	02/17/16 08:40	02/22/16 19:46	1
1,2-Dichloroethane	<0.0045		0.0045	0.00067	mg/Kg	☼	02/17/16 08:40	02/22/16 19:46	1
1,1-Dichloroethene	<0.0045		0.0045	0.0016	mg/Kg	☼	02/17/16 08:40	02/22/16 19:46	1
1,2-Dichloropropane	<0.0045		0.0045	0.0012	mg/Kg	☼	02/17/16 08:40	02/22/16 19:46	1
1,3-Dichloropropane, Total	<0.0045		0.0045	0.0013	mg/Kg	☼	02/17/16 08:40	02/22/16 19:46	1
Ethylbenzene	<0.0045		0.0045	0.0011	mg/Kg	☼	02/17/16 08:40	02/22/16 19:46	1
2-Hexanone	<0.0045		0.0045	0.0014	mg/Kg	☼	02/17/16 08:40	02/22/16 19:46	1
Methylene Chloride	<0.0045		0.0045	0.0034	mg/Kg	☼	02/17/16 08:40	02/22/16 19:46	1
4-Methyl-2-pentanone (MIBK)	<0.0045		0.0045	0.00093	mg/Kg	☼	02/17/16 08:40	02/22/16 19:46	1
Methyl tert-butyl ether	<0.0045		0.0045	0.0011	mg/Kg	☼	02/17/16 08:40	02/22/16 19:46	1
Styrene	<0.0045		0.0045	0.0011	mg/Kg	☼	02/17/16 08:40	02/22/16 19:46	1
1,1,1,2-Tetrachloroethane	<0.0045		0.0045	0.00072	mg/Kg	☼	02/17/16 08:40	02/22/16 19:46	1
Tetrachloroethene	<0.0045		0.0045	0.00094	mg/Kg	☼	02/17/16 08:40	02/22/16 19:46	1
Toluene	<0.0045		0.0045	0.0016	mg/Kg	☼	02/17/16 08:40	02/22/16 19:46	1
trans-1,2-Dichloroethene	<0.0045		0.0045	0.0011	mg/Kg	☼	02/17/16 08:40	02/22/16 19:46	1
trans-1,3-Dichloropropene	<0.0045		0.0045	0.0013	mg/Kg	☼	02/17/16 08:40	02/22/16 19:46	1
1,1,1-Trichloroethane	<0.0045		0.0045	0.0010	mg/Kg	☼	02/17/16 08:40	02/22/16 19:46	1
1,1,2-Trichloroethane	<0.0045		0.0045	0.00087	mg/Kg	☼	02/17/16 08:40	02/22/16 19:46	1
Trichloroethene	<0.0045		0.0045	0.0012	mg/Kg	☼	02/17/16 08:40	02/22/16 19:46	1
Vinyl acetate	<0.0045		0.0045	0.0012	mg/Kg	☼	02/17/16 08:40	02/22/16 19:46	1
Vinyl chloride	<0.0045		0.0045	0.0011	mg/Kg	☼	02/17/16 08:40	02/22/16 19:46	1
Xylenes, Total	<0.0090		0.0090	0.0017	mg/Kg	☼	02/17/16 08:40	02/22/16 19:46	1

Surrogate	%Recovery	Qualifier	Limits	Prepared	Analyzed	Dil Fac
4-Bromofluorobenzene (Surr)	92		70 - 122	02/17/16 08:40	02/22/16 19:46	1
Dibromofluoromethane	93		75 - 120	02/17/16 08:40	02/22/16 19:46	1
1,2-Dichloroethane-d4 (Surr)	79		70 - 134	02/17/16 08:40	02/22/16 19:46	1
Toluene-d8 (Surr)	104		75 - 122	02/17/16 08:40	02/22/16 19:46	1

Method: 8270D - Semivolatile Organic Compounds (GC/MS)

Analyte	Result	Qualifier	RL	MDL	Unit	D	Prepared	Analyzed	Dil Fac
Phenol	<0.18		0.18	0.078	mg/Kg	☼	02/22/16 07:04	02/26/16 22:35	1
Bis(2-chloroethyl)ether	<0.18		0.18	0.053	mg/Kg	☼	02/22/16 07:04	02/26/16 22:35	1
1,3-Dichlorobenzene	<0.18		0.18	0.040	mg/Kg	☼	02/22/16 07:04	02/26/16 22:35	1
1,4-Dichlorobenzene	<0.18		0.18	0.045	mg/Kg	☼	02/22/16 07:04	02/26/16 22:35	1

TestAmerica Chicago

Client Sample Results

Client: Ecology and Environment, Inc.
Project/Site: IDOT - IL 38 - WO 008

TestAmerica Job ID: 500-107642-3

Client Sample ID: 3011-27-B01 (0-1)

Lab Sample ID: 500-107642-5

Date Collected: 02/16/16 14:15

Matrix: Solid

Date Received: 02/17/16 07:45

Percent Solids: 90.1

Method: 8270D - Semivolatile Organic Compounds (GC/MS) (Continued)

Analyte	Result	Qualifier	RL	MDL	Unit	D	Prepared	Analyzed	Dil Fac
1,2-Dichlorobenzene	<0.18		0.18	0.042	mg/Kg	☼	02/22/16 07:04	02/26/16 22:35	1
2-Methylphenol	<0.18		0.18	0.057	mg/Kg	☼	02/22/16 07:04	02/26/16 22:35	1
2,2'-oxybis[1-chloropropane]	<0.18		0.18	0.041	mg/Kg	☼	02/22/16 07:04	02/26/16 22:35	1
N-Nitrosodi-n-propylamine	<0.071		0.071	0.043	mg/Kg	☼	02/22/16 07:04	02/26/16 22:35	1
Hexachloroethane	<0.18		0.18	0.054	mg/Kg	☼	02/22/16 07:04	02/26/16 22:35	1
2-Chlorophenol	<0.18		0.18	0.060	mg/Kg	☼	02/22/16 07:04	02/26/16 22:35	1
Nitrobenzene	<0.035		0.035	0.0088	mg/Kg	☼	02/22/16 07:04	02/26/16 22:35	1
Bis(2-chloroethoxy)methane	<0.18		0.18	0.036	mg/Kg	☼	02/22/16 07:04	02/26/16 22:35	1
1,2,4-Trichlorobenzene	<0.18		0.18	0.038	mg/Kg	☼	02/22/16 07:04	02/26/16 22:35	1
Isophorone	<0.18		0.18	0.040	mg/Kg	☼	02/22/16 07:04	02/26/16 22:35	1
2,4-Dimethylphenol	<0.35		0.35	0.13	mg/Kg	☼	02/22/16 07:04	02/26/16 22:35	1
Hexachlorobutadiene	<0.18		0.18	0.055	mg/Kg	☼	02/22/16 07:04	02/26/16 22:35	1
Naphthalene	<0.035		0.035	0.0054	mg/Kg	☼	02/22/16 07:04	02/26/16 22:35	1
2,4-Dichlorophenol	<0.35		0.35	0.084	mg/Kg	☼	02/22/16 07:04	02/26/16 22:35	1
4-Chloroaniline	<0.71		0.71	0.17	mg/Kg	☼	02/22/16 07:04	02/26/16 22:35	1
2,4,6-Trichlorophenol	<0.35		0.35	0.12	mg/Kg	☼	02/22/16 07:04	02/26/16 22:35	1
2,4,5-Trichlorophenol	<0.35		0.35	0.080	mg/Kg	☼	02/22/16 07:04	02/26/16 22:35	1
Hexachlorocyclopentadiene	<0.71		0.71	0.20	mg/Kg	☼	02/22/16 07:04	02/26/16 22:35	1
2-Methylnaphthalene	<0.035		0.035	0.0065	mg/Kg	☼	02/22/16 07:04	02/26/16 22:35	1
2-Nitroaniline	<0.18		0.18	0.047	mg/Kg	☼	02/22/16 07:04	02/26/16 22:35	1
2-Chloronaphthalene	<0.18		0.18	0.039	mg/Kg	☼	02/22/16 07:04	02/26/16 22:35	1
4-Chloro-3-methylphenol	<0.35		0.35	0.12	mg/Kg	☼	02/22/16 07:04	02/26/16 22:35	1
2,6-Dinitrotoluene	<0.18		0.18	0.069	mg/Kg	☼	02/22/16 07:04	02/26/16 22:35	1
2-Nitrophenol	<0.35		0.35	0.083	mg/Kg	☼	02/22/16 07:04	02/26/16 22:35	1
3-Nitroaniline	<0.35		0.35	0.11	mg/Kg	☼	02/22/16 07:04	02/26/16 22:35	1
Dimethyl phthalate	<0.18		0.18	0.046	mg/Kg	☼	02/22/16 07:04	02/26/16 22:35	1
2,4-Dinitrophenol	<0.71		0.71	0.62	mg/Kg	☼	02/22/16 07:04	02/26/16 22:35	1
Acenaphthylene	<0.035		0.035	0.0046	mg/Kg	☼	02/22/16 07:04	02/26/16 22:35	1
2,4-Dinitrotoluene	<0.18		0.18	0.056	mg/Kg	☼	02/22/16 07:04	02/26/16 22:35	1
Acenaphthene	<0.035		0.035	0.0063	mg/Kg	☼	02/22/16 07:04	02/26/16 22:35	1
Dibenzofuran	<0.18		0.18	0.041	mg/Kg	☼	02/22/16 07:04	02/26/16 22:35	1
4-Nitrophenol	<0.71		0.71	0.34	mg/Kg	☼	02/22/16 07:04	02/26/16 22:35	1
Fluorene	<0.035		0.035	0.0050	mg/Kg	☼	02/22/16 07:04	02/26/16 22:35	1
4-Nitroaniline	<0.35		0.35	0.15	mg/Kg	☼	02/22/16 07:04	02/26/16 22:35	1
4-Bromophenyl phenyl ether	<0.18		0.18	0.046	mg/Kg	☼	02/22/16 07:04	02/26/16 22:35	1
Hexachlorobenzene	<0.071		0.071	0.0082	mg/Kg	☼	02/22/16 07:04	02/26/16 22:35	1
Diethyl phthalate	<0.18		0.18	0.060	mg/Kg	☼	02/22/16 07:04	02/26/16 22:35	1
4-Chlorophenyl phenyl ether	<0.18		0.18	0.041	mg/Kg	☼	02/22/16 07:04	02/26/16 22:35	1
Pentachlorophenol	<0.71		0.71	0.57	mg/Kg	☼	02/22/16 07:04	02/26/16 22:35	1
N-Nitrosodiphenylamine	<0.18		0.18	0.042	mg/Kg	☼	02/22/16 07:04	02/26/16 22:35	1
4,6-Dinitro-2-methylphenol	<0.71		0.71	0.28	mg/Kg	☼	02/22/16 07:04	02/26/16 22:35	1
Phenanthrene	0.047		0.035	0.0049	mg/Kg	☼	02/22/16 07:04	02/26/16 22:35	1
Anthracene	0.010 J		0.035	0.0059	mg/Kg	☼	02/22/16 07:04	02/26/16 22:35	1
Carbazole	<0.18		0.18	0.088	mg/Kg	☼	02/22/16 07:04	02/26/16 22:35	1
Di-n-butyl phthalate	<0.18		0.18	0.054	mg/Kg	☼	02/22/16 07:04	02/26/16 22:35	1
Fluoranthene	0.084		0.035	0.0065	mg/Kg	☼	02/22/16 07:04	02/26/16 22:35	1
Pyrene	0.15		0.035	0.0070	mg/Kg	☼	02/22/16 07:04	02/26/16 22:35	1
Butyl benzyl phthalate	<0.18		0.18	0.067	mg/Kg	☼	02/22/16 07:04	02/26/16 22:35	1
Benzo[a]anthracene	0.045		0.035	0.0047	mg/Kg	☼	02/22/16 07:04	02/26/16 22:35	1

TestAmerica Chicago

Client Sample Results

Client: Ecology and Environment, Inc.
Project/Site: IDOT - IL 38 - WO 008

TestAmerica Job ID: 500-107642-3

Client Sample ID: 3011-27-B01 (0-1)

Lab Sample ID: 500-107642-5

Date Collected: 02/16/16 14:15

Matrix: Solid

Date Received: 02/17/16 07:45

Percent Solids: 90.1

Method: 8270D - Semivolatile Organic Compounds (GC/MS) (Continued)

Analyte	Result	Qualifier	RL	MDL	Unit	D	Prepared	Analyzed	Dil Fac
Chrysene	0.065		0.035	0.0096	mg/Kg	☼	02/22/16 07:04	02/26/16 22:35	1
3,3'-Dichlorobenzidine	<0.18		0.18	0.049	mg/Kg	☼	02/22/16 07:04	02/26/16 22:35	1
Bis(2-ethylhexyl) phthalate	<0.18		0.18	0.064	mg/Kg	☼	02/22/16 07:04	02/26/16 22:35	1
Di-n-octyl phthalate	<0.18		0.18	0.057	mg/Kg	☼	02/22/16 07:04	02/26/16 22:35	1
Benzo[b]fluoranthene	0.12		0.035	0.0076	mg/Kg	☼	02/22/16 07:04	02/26/16 22:35	1
Benzo[k]fluoranthene	0.036		0.035	0.010	mg/Kg	☼	02/22/16 07:04	02/26/16 22:35	1
Benzo[a]pyrene	0.074		0.035	0.0068	mg/Kg	☼	02/22/16 07:04	02/26/16 22:35	1
Indeno[1,2,3-cd]pyrene	0.055		0.035	0.0091	mg/Kg	☼	02/22/16 07:04	02/26/16 22:35	1
Dibenz(a,h)anthracene	<0.035		0.035	0.0068	mg/Kg	☼	02/22/16 07:04	02/26/16 22:35	1
Benzo[g,h,i]perylene	0.078		0.035	0.011	mg/Kg	☼	02/22/16 07:04	02/26/16 22:35	1
3 & 4 Methylphenol	<0.18		0.18	0.059	mg/Kg	☼	02/22/16 07:04	02/26/16 22:35	1

Surrogate	%Recovery	Qualifier	Limits	Prepared	Analyzed	Dil Fac
2-Fluorophenol	89		25 - 110	02/22/16 07:04	02/26/16 22:35	1
Phenol-d5	94		31 - 110	02/22/16 07:04	02/26/16 22:35	1
Nitrobenzene-d5	84		25 - 115	02/22/16 07:04	02/26/16 22:35	1
2-Fluorobiphenyl	76		25 - 119	02/22/16 07:04	02/26/16 22:35	1
2,4,6-Tribromophenol	89		35 - 137	02/22/16 07:04	02/26/16 22:35	1
Terphenyl-d14	161	X	36 - 134	02/22/16 07:04	02/26/16 22:35	1

Method: 6010B - Metals (ICP)

Analyte	Result	Qualifier	RL	MDL	Unit	D	Prepared	Analyzed	Dil Fac
Antimony	0.44	J	1.1	0.23	mg/Kg	☼	02/24/16 08:46	02/26/16 02:03	1
Arsenic	2.3		0.55	0.25	mg/Kg	☼	02/24/16 08:46	02/26/16 02:03	1
Barium	13		0.55	0.10	mg/Kg	☼	02/24/16 08:46	02/26/16 02:03	1
Beryllium	0.19	J	0.22	0.047	mg/Kg	☼	02/24/16 08:46	02/26/16 02:03	1
Boron	8.2		2.7	0.38	mg/Kg	☼	02/24/16 08:46	02/26/16 02:03	1
Cadmium	0.12		0.11	0.032	mg/Kg	☼	02/24/16 08:46	02/26/16 02:03	1
Calcium	180000	B	110	35	mg/Kg	☼	02/24/16 08:46	02/26/16 04:17	10
Chromium	15	B	0.55	0.094	mg/Kg	☼	02/24/16 08:46	02/26/16 02:03	1
Cobalt	2.7		0.27	0.062	mg/Kg	☼	02/24/16 08:46	02/26/16 02:03	1
Copper	7.3		0.55	0.12	mg/Kg	☼	02/24/16 08:46	02/26/16 02:03	1
Iron	6000	B	11	4.2	mg/Kg	☼	02/24/16 08:46	02/26/16 02:03	1
Lead	69		0.27	0.14	mg/Kg	☼	02/24/16 08:46	02/26/16 02:03	1
Magnesium	100000	B	55	22	mg/Kg	☼	02/24/16 08:46	02/26/16 04:17	10
Manganese	260		0.55	0.11	mg/Kg	☼	02/24/16 08:46	02/26/16 02:03	1
Nickel	6.7	B	0.55	0.15	mg/Kg	☼	02/24/16 08:46	02/26/16 02:03	1
Potassium	520		27	4.5	mg/Kg	☼	02/24/16 08:46	02/26/16 02:03	1
Selenium	<0.55		0.55	0.27	mg/Kg	☼	02/24/16 08:46	02/26/16 02:03	1
Silver	<0.27		0.27	0.064	mg/Kg	☼	02/24/16 08:46	02/26/16 02:03	1
Sodium	570		55	7.2	mg/Kg	☼	02/24/16 08:46	02/26/16 02:03	1
Thallium	<0.55		0.55	0.27	mg/Kg	☼	02/24/16 08:46	02/26/16 02:03	1
Vanadium	8.7		0.27	0.080	mg/Kg	☼	02/24/16 08:46	02/26/16 02:03	1
Zinc	30	B	5.5	1.7	mg/Kg	☼	02/24/16 08:46	02/26/16 16:02	5

Method: 6010B - Metals (ICP) - TCLP

Analyte	Result	Qualifier	RL	MDL	Unit	D	Prepared	Analyzed	Dil Fac
Barium	0.19	J	0.50	0.050	mg/L		02/23/16 09:14	02/24/16 20:13	1
Beryllium	<0.0040		0.0040	0.0040	mg/L		02/23/16 09:14	02/24/16 20:13	1
Boron	0.63		0.50	0.050	mg/L		02/23/16 09:14	02/24/16 20:13	1

TestAmerica Chicago

Client Sample Results

Client: Ecology and Environment, Inc.
Project/Site: IDOT - IL 38 - WO 008

TestAmerica Job ID: 500-107642-3

Client Sample ID: 3011-27-B01 (0-1)

Lab Sample ID: 500-107642-5

Date Collected: 02/16/16 14:15

Matrix: Solid

Date Received: 02/17/16 07:45

Percent Solids: 90.1

Method: 6010B - Metals (ICP) - TCLP (Continued)

Analyte	Result	Qualifier	RL	MDL	Unit	D	Prepared	Analyzed	Dil Fac
Cadmium	<0.0050		0.0050	0.0020	mg/L		02/23/16 09:14	02/24/16 20:13	1
Chromium	<0.025		0.025	0.010	mg/L		02/23/16 09:14	02/24/16 20:13	1
Cobalt	<0.025		0.025	0.010	mg/L		02/23/16 09:14	02/24/16 20:13	1
Iron	<0.40		0.40	0.20	mg/L		02/23/16 09:14	02/24/16 20:13	1
Lead	<0.0075		0.0075	0.0075	mg/L		02/23/16 09:14	02/24/16 20:13	1
Manganese	1.2		0.025	0.010	mg/L		02/23/16 09:14	02/24/16 20:13	1
Nickel	<0.025		0.025	0.010	mg/L		02/23/16 09:14	02/24/16 20:13	1
Selenium	<0.050		0.050	0.020	mg/L		02/23/16 09:14	02/24/16 20:13	1
Silver	<0.025		0.025	0.010	mg/L		02/23/16 09:14	02/24/16 20:13	1
Zinc	0.25	J B	0.50	0.020	mg/L		02/23/16 09:14	02/24/16 20:13	1

Method: 6010B - Metals (ICP) - SPLP East

Analyte	Result	Qualifier	RL	MDL	Unit	D	Prepared	Analyzed	Dil Fac
Manganese	0.034		0.025	0.010	mg/L		02/23/16 09:24	02/25/16 08:08	1

Method: 6020A - Metals (ICP/MS) - TCLP

Analyte	Result	Qualifier	RL	MDL	Unit	D	Prepared	Analyzed	Dil Fac
Antimony	<0.0060		0.0060	0.0060	mg/L		02/23/16 09:14	02/23/16 16:22	1
Thallium	<0.0020		0.0020	0.0020	mg/L		02/23/16 09:14	02/23/16 16:22	1

Method: 7470A - TCLP Mercury - TCLP

Analyte	Result	Qualifier	RL	MDL	Unit	D	Prepared	Analyzed	Dil Fac
Mercury	<0.00020		0.00020	0.00020	mg/L		02/22/16 15:15	02/23/16 12:03	1

Method: 7471B - Mercury (CVAA)

Analyte	Result	Qualifier	RL	MDL	Unit	D	Prepared	Analyzed	Dil Fac
Mercury	<0.016		0.016	0.0084	mg/Kg	☼	02/23/16 15:15	02/24/16 13:27	1

General Chemistry

Analyte	Result	Qualifier	RL	MDL	Unit	D	Prepared	Analyzed	Dil Fac
pH	8.93		0.200	0.200	SU			02/20/16 12:24	1

Definitions/Glossary

Client: Ecology and Environment, Inc.
Project/Site: IDOT - IL 38 - WO 008

TestAmerica Job ID: 500-107642-3

Qualifiers

GC/MS Semi VOA

Qualifier	Qualifier Description
J	Result is less than the RL but greater than or equal to the MDL and the concentration is an approximate value.
X	Surrogate is outside control limits

Metals

Qualifier	Qualifier Description
J	Result is less than the RL but greater than or equal to the MDL and the concentration is an approximate value.
B	Compound was found in the blank and sample.

Glossary

Abbreviation	These commonly used abbreviations may or may not be present in this report.
α	Listed under the "D" column to designate that the result is reported on a dry weight basis
%R	Percent Recovery
CFL	Contains Free Liquid
CNF	Contains no Free Liquid
DER	Duplicate error ratio (normalized absolute difference)
Dil Fac	Dilution Factor
DL, RA, RE, IN	Indicates a Dilution, Re-analysis, Re-extraction, or additional Initial metals/anion analysis of the sample
DLC	Decision level concentration
MDA	Minimum detectable activity
EDL	Estimated Detection Limit
MDC	Minimum detectable concentration
MDL	Method Detection Limit
ML	Minimum Level (Dioxin)
NC	Not Calculated
ND	Not detected at the reporting limit (or MDL or EDL if shown)
PQL	Practical Quantitation Limit
QC	Quality Control
RER	Relative error ratio
RL	Reporting Limit or Requested Limit (Radiochemistry)
RPD	Relative Percent Difference, a measure of the relative difference between two points
TEF	Toxicity Equivalent Factor (Dioxin)
TEQ	Toxicity Equivalent Quotient (Dioxin)

Certification Summary

Client: Ecology and Environment, Inc.
Project/Site: IDOT - IL 38 - WO 008

TestAmerica Job ID: 500-107642-3


Laboratory: TestAmerica Chicago

Unless otherwise noted, all analytes for this laboratory were covered under each certification below.

Authority	Program	EPA Region	Certification ID	Expiration Date
Illinois	NELAP	5	100201	04-30-16

The following analytes are included in this report, but certification is not offered by the governing authority:

Analysis Method	Prep Method	Matrix	Analyte
6020A	3010A	Solid	Antimony
6020A	3010A	Solid	Thallium
8260B	5035	Solid	1,3-Dichloropropene, Total
Moisture		Solid	Percent Moisture
Moisture		Solid	Percent Solids



Login Sample Receipt Checklist

Client: Ecology and Environment, Inc.

Job Number: 500-107642-3

Login Number: 107642

List Source: TestAmerica Chicago

List Number: 1

Creator: Scott, Sherri L

Question	Answer	Comment
Radioactivity wasn't checked or is \leq background as measured by a survey meter.	True	
The cooler's custody seal, if present, is intact.	True	
Sample custody seals, if present, are intact.	True	
The cooler or samples do not appear to have been compromised or tampered with.	True	
Samples were received on ice.	True	
Cooler Temperature is acceptable.	True	
Cooler Temperature is recorded.	True	2.8,2.5,3.2,3.5
COC is present.	True	
COC is filled out in ink and legible.	True	
COC is filled out with all pertinent information.	True	
Is the Field Sampler's name present on COC?	True	
There are no discrepancies between the containers received and the COC.	True	
Samples are received within Holding Time (excluding tests with immediate HTs)	True	
Sample containers have legible labels.	True	
Containers are not broken or leaking.	True	
Sample collection date/times are provided.	True	
Appropriate sample containers are used.	True	
Sample bottles are completely filled.	True	
Sample Preservation Verified.	True	
There is sufficient vol. for all requested analyses, incl. any requested MS/MSDs	True	
Containers requiring zero headspace have no headspace or bubble is <math><6\text{mm}</math> (1/4").	N/A	
Multiphasic samples are not present.	True	
Samples do not require splitting or compositing.	True	
Residual Chlorine Checked.	N/A	





Bureau of Land • 1021 North Grand Avenue East • P.O. Box 19276 • Springfield • Illinois • 62794-9276

Uncontaminated Soil Certification by Licensed Professional Engineer or Licensed Professional Geologist for Use of Uncontaminated Soil as Fill in a CCDD or Uncontaminated Soil Fill Operation LPC-663

Revised in accordance with 35 Ill. Adm. Code 1100, as amended by PCB R2012-009 (eff. Aug. 27, 2012)

This certification form is to be used by professional engineers and professional geologists to certify, pursuant to 35 Ill. Adm. Code 1100.205(a)(1)(B), that soil (i) is uncontaminated soil and (ii) is within a pH range of 6.26 to 9.0. If you have questions about this form, please telephone the Bureau of Land Permit Section at 217/524-3300.

This form may be completed online, saved locally, printed and signed, and submitted to prospective clean construction or demolition debris (CCDD) fill operations or uncontaminated soil fill operations.

I. Source Location Information

(Describe the location of the source of the uncontaminated soil)

Project Name: FAP 347 (IL Route 38) Office Phone Number, if available: _____

Physical Site Location (address, including number and street):
47W 400 block of IL 38 ISGS #3011-28 (Agricultural Land)

City: Maple Park State: IL Zip Code: 60151

County: Kane Township: Virgil

Lat/Long of approximate center of site in decimal degrees (DD.ddddd) to five decimal places (e.g., 40.67890, -90.12345):

Latitude: 41.896778 Longitude: -88.532819
(Decimal Degrees) (-Decimal Degrees)

Identify how the lat/long data were determined:

- GPS Map Interpolation Photo Interpolation Survey Other

IEPA Site Number(s), if assigned: BOL: _____ BOW: _____ BOA: _____

II. Owner/Operator Information for Source Site

Site Owner

Site Operator

Name: Illinois Department of Transportation

Name: Illinois Department of Transportation

Street Address: 201 West Center Court

Street Address: 201 West Center Court

PO Box: _____

PO Box: _____

City: Schaumburg State: IL

City: Schaumburg State: IL

Zip Code: 60196-1096 Phone: 847-705-4159

Zip Code: 60196-1096 Phone: 847-705-4159

Contact: Sam Mead

Contact: Sam Mead

Email, if available: Sam.Mead@illinois.gov

Email, if available: Sam.Mead@illinois.gov

This Agency is authorized to require this information under Section 4 and Title X of the Environmental Protection Act (415 ILCS 5/4, 5/39). Failure to disclose this information may result in: a civil penalty of not to exceed \$50,000 for the violation and an additional civil penalty of not to exceed \$10,000 for each day during which the violation continues (415 ILCS 5/42). This form has been approved by the Forms Management Center.

Project Name: FAP 347 (IL Route 38)

Latitude: 41.896778 Longitude: -88.532819

Uncontaminated Site Certification

III. Basis for Certification and Attachments

For each item listed below, reference the attachments to this form that provide the required information.

- a. A Description of the soil sample points and how they were determined to be sufficient in number and appropriately located 35 Ill. Adm. Code 1100.610(a):

Location 3011-28-B01 was sampled within the construction zone adjacent to ISGS #3011-28 (Agricultural Land). Refer to PSI Report for ISGS #3011-28 (Agricultural Land) including Table 4-4, and Figures 4-5A&B.

- b. Analytical soil testing results to show that soil chemical constituents comply with the maximum allowable concentrations established pursuant to 35 Ill. Adm. Code Part 1100, Subpart F and that the soil pH is within the range of 6.25 to 9.0, including the documentation of chain of custody control, a copy of the lab analysis; the accreditation status of the laboratory performing the analysis; and certification by an authorized agent of the laboratory that the analysis has been performed in accordance with the Agency's rules for the accreditation of environmental and the scope of the accreditation [35 Ill. Adm. Code 1100.201(g), 1100.205(a), 1100.610]:

See attached data summary table and associated laboratory data package J107642-4.

IV. Certification Statement, Signature and Seal of Licensed Professional Engineer or Licensed Professional Geologist

I, Neil J. Brown (name of licensed professional engineer or geologist) certify under penalty of law that the information submitted, including but not limited to, all attachments and other information, is to the best of my knowledge and belief, true, accurate and complete. In accordance with the Environmental Protection Act [415 ILCS 5/22.51 or 22.51a] and 35 Ill. Adm. Code 1100.205(a), I certify that the soil from this site is uncontaminated soil. I also certify that the soil pH is within the range of 6.25 to 9.0. In addition, I certify that the soil has not been removed from the site as part of a cleanup or removal of contaminants. All necessary documentation is attached.

Any person who knowingly makes a false, fictitious, or fraudulent material statement, orally or in writing, to the Illinois EPA commits a Class 4 felony. A second or subsequent offense after conviction is a Class 3 felony. (415 ILCS 5/44(h))

Company Name: Ecology and Environment, Inc.

Street Address: 33 West Monroe Street

City: Chicago State: IL Zip Code: 60603

Phone: 312-578-9243

Neil J. Brown

Printed Name:

Neil J. Brown
 Licensed Professional Engineer or
 Licensed Professional Geologist Signature:

3/17/16
 Date:



P.E. or L.P.G. Seal:




Analytical Data Summary

PTB #176-001; IDOT Job #D-91-339-15; Project #P-91-141-15; WorkOrder #08A

Key to Data Tables

- MAC = Maximum Allowable Concentration of Chemical Constituent in
Uncontaminated Soil Used as Fill Material At Regulated Fill Operations
- mg/kg = Milligrams per kilogram.
- mg/L = Milligrams per liter.
- MSA = Metropolitan Statistical Area
- TACO = Tiered Approach to Corrective Action Objectives
- TCLP = Toxicity Characteristic Leaching Procedure.
- SCGIER = Soil Component of the Groundwater Ingestion Exposure Route
- SPLP = Synthetic Precipitation Leaching Procedure.
- ND = Not detected.
- NA = Not analyzed.
- J = Estimated value.
- U = Analyte was analyzed for but not detected.

Criteria Qualifiers and Shading

- † = Concentration exceeds the most stringent MAC.
- m = Concentration exceeds the MAC for an MSA.
- * = Concentration exceeds the MAC for Chicago corporate limits.
- L = The detected TCLP/SPLP concentration exceeds the TACO Tier 1 RO for the SCGIER.
-  = Concentration exceeds the most stringent MAC, but is below the MAC for an MSA.
-  = Concentration exceeds the most stringent MAC and the MAC for Chicago corporate limits.
-  = Concentration exceeds applicable comparison criteria.

CONTAMINANTS OF CONCERN

SITE	ISGS #3011-28 (Agricultural Land)	Comparison Criteria			
		MACs			TACO
BORING	3011-28-B01				
SAMPLE	3011-28-B01 (0-1)				
MATRIX	Soil				
DEPTH (feet)	0-1				
pH	8.69	Most Stringent	Within an MSA	Within Chicago	SCGIER
VOCs (None Detected)					
SVOCs (mg/kg)					
Anthracene	0.011 J	12,000	--	--	--
Benzo[a]anthracene	0.068	0.9	1.8	1.1	--
Benzo[a]pyrene	0.084	0.09	2.1	1.3	--
Benzo[b]fluoranthene	0.15	0.9	2.1	1.5	--
Benzo[g,h,i]perylene	0.075	--	--	--	--
Benzo[k]fluoranthene	0.051	9	--	--	--
Chrysene	0.087	88	--	--	--
Fluoranthene	0.13	3,100	--	--	--
Indeno[1,2,3-cd]pyrene	0.051	0.9	1.6	0.9	--
Phenanthrene	0.07	--	--	--	--
Pyrene	0.21	2,300	--	--	--
Inorganics (mg/kg)					
Antimony	0.35 J	5	--	--	--
Arsenic	3.8	11.3	13	--	--
Barium	48	1,500	--	--	--
Beryllium	0.29	22	--	--	--
Boron	8.3	40	--	--	--
Cadmium	0.17	5.2	--	--	--
Calcium	150,000	--	--	--	--
Chromium	22 †	21	--	--	--
Cobalt	3.9	20	--	--	--
Copper	14	2,900	--	--	--
Iron	8,200	15,000	15,900	--	--
Lead	100	107	--	--	--
Magnesium	86,000	325,000	--	--	--
Manganese	250	630	636	--	--
Mercury	0.015 J	0.89	--	--	--
Nickel	16	100	--	--	--
Potassium	620	--	--	--	--
Selenium	0.45 J	1.3	--	--	--
Silver	ND U	4.4	--	--	--
Sodium	1,700	--	--	--	--
Vanadium	14	550	--	--	--
Zinc	47	5,100	--	--	--
TCLP Metals (mg/L)					
Barium	0.5	--	--	--	2
Boron	0.71	--	--	--	2
Chromium	0.016 J	--	--	--	0.1
Manganese	1.8 L	--	--	--	0.15
Nickel	0.047	--	--	--	0.1
Zinc	0.25 J	--	--	--	5
SPLP Metals (mg/L)					
Manganese	0.22 L	--	--	--	0.15

TestAmerica

THE LEADER IN ENVIRONMENTAL TESTING

ANALYTICAL REPORT

TestAmerica Laboratories, Inc.
TestAmerica Chicago
2417 Bond Street
University Park, IL 60484
Tel: (708)534-5200

TestAmerica Job ID: 500-107642-4
Client Project/Site: IDOT - IL 38 - WO 008

For:
Ecology and Environment, Inc.
33 West Monroe St.
Suite 1410
Chicago, Illinois 60603

Attn: Mr. Dean Tiebout

Jodie Bracken

Authorized for release by:
2/29/2016 5:08:50 PM
Jodie Bracken, Project Management Assistant II
jodie.bracken@testamericainc.com

Designee for
Richard Wright, Senior Project Manager
(708)534-5200
richard.wright@testamericainc.com

LINKS

Review your project
results through
TotalAccess

Have a Question?



Visit us at:
www.testamericainc.com

The test results in this report meet all 2003 NELAC and 2009 TNI requirements for accredited parameters, exceptions are noted in this report. This report may not be reproduced except in full, and with written approval from the laboratory. For questions please contact the Project Manager at the e-mail address or telephone number listed on this page.

This report has been electronically signed and authorized by the signatory. Electronic signature is intended to be the legally binding equivalent of a traditionally handwritten signature.

Results relate only to the items tested and the sample(s) as received by the laboratory.

1

2

3

4

5

6

7

8

9

10



Table of Contents

Cover Page	1
Table of Contents	2
Case Narrative	3
Detection Summary	4
Sample Summary	6
Client Sample Results	7
Definitions	15
Certification Summary	16
Chain of Custody	17
Receipt Checklists	18

Case Narrative

Client: Ecology and Environment, Inc.
Project/Site: IDOT - IL 38 - WO 008

TestAmerica Job ID: 500-107642-4

Job ID: 500-107642-4

Laboratory: TestAmerica Chicago

Narrative

Job Narrative 500-107642-4

Comments

No additional comments.

Receipt

The samples were received on 2/17/2016 7:45 AM; the samples arrived in good condition, properly preserved and, where required, on ice. The temperatures of the 4 coolers at receipt time were 2.5° C, 2.8° C, 3.2° C and 3.5° C.

GC/MS VOA

Method(s) 8260B: The following analyte recovered outside control limits for the LCS/LCSD associated with 500-324046: Bromomethane. This is not indicative of a systematic control problem because this was a random marginal exceedance. Qualified results have been reported.

Method(s) 8260B: The laboratory control sample (LCS) and / or laboratory control sample duplicate (LCSD) for 500-324046 recovered outside control limits for the following analyte: 1,2-Dichloropropane. This analyte was biased high in the LCS/LCSD and was not detected in the associated samples; therefore, the data have been reported.

Method(s) 8260B: The following analyte recovered outside control limits for the LCS/LCSD associated with 500-324219: Bromomethane. This is not indicative of a systematic control problem because this was a random marginal exceedance. Qualified results have been reported.

No additional analytical or quality issues were noted, other than those described above or in the Definitions/Glossary page.

GC/MS Semi VOA

Method(s) 8270D: The following sample contained one acid surrogate and/or one base/neutral surrogate outside acceptance limits: 3011-28-B01 (0-1) (500-107642-7), (500-107642-E-1-B MS) and (500-107642-E-1-C MSD). The laboratory's SOP allows one acid and one base/neutral surrogate to be outside acceptance limits; therefore, re-extraction was not performed. These results have been reported and qualified.

No additional analytical or quality issues were noted, other than those described above or in the Definitions/Glossary page.

Metals

Method(s) 6010B: The method blank for preparation batch 500-324239 and analytical batch 500-324569 contained Calcium, Chromium, and Magnesium above the reporting limit (RL). Associated samples 3011-28-B02 (0-1) (500-107642-6), 3011-28-B01 (0-1) (500-107642-7) and (500-107642-E-1-H) were not re-extracted and/or re-analyzed because results were greater than 10X the value found in the method blank.

No additional analytical or quality issues were noted, other than those described above or in the Definitions/Glossary page.

General Chemistry

No analytical or quality issues were noted, other than those described in the Definitions/Glossary page.

Organic Prep

No analytical or quality issues were noted, other than those described in the Definitions/Glossary page.

Detection Summary

Client: Ecology and Environment, Inc.
Project/Site: IDOT - IL 38 - WO 008

TestAmerica Job ID: 500-107642-4



Client Sample ID: 3011-28-B01 (0-1)

Lab Sample ID: 500-107642-7

Analyte	Result	Qualifier	RL	MDL	Unit	Dil	Fac	D	Method	Prep Type
Phenanthrene	0.070		0.037	0.0052	mg/Kg	1	*	*	8270D	Total/NA
Anthracene	0.011	J	0.037	0.0063	mg/Kg	1	*	*	8270D	Total/NA
Fluoranthene	0.13		0.037	0.0070	mg/Kg	1	*	*	8270D	Total/NA
Pyrene	0.21		0.037	0.0075	mg/Kg	1	*	*	8270D	Total/NA
Benzo[a]anthracene	0.068		0.037	0.0051	mg/Kg	1	*	*	8270D	Total/NA
Chrysene	0.087		0.037	0.010	mg/Kg	1	*	*	8270D	Total/NA
Benzo[b]fluoranthene	0.15		0.037	0.0081	mg/Kg	1	*	*	8270D	Total/NA

This Detection Summary does not include radiochemical test results.

TestAmerica Chicago

Detection Summary

Client: Ecology and Environment, Inc.
Project/Site: IDOT - IL 38 - WO 008

TestAmerica Job ID: 500-107642-4

Client Sample ID: 3011-28-B01 (0-1) (Continued)

Lab Sample ID: 500-107642-7

Analyte	Result	Qualifier	RL	MDL	Unit	Dil	Fac	D	Method	Prep Type
Benzo[k]fluoranthene	0.051		0.037	0.011	mg/Kg	1	☼	8270D	Total/NA	
Benzo[a]pyrene	0.084		0.037	0.0073	mg/Kg	1	☼	8270D	Total/NA	
Indeno[1,2,3-cd]pyrene	0.051		0.037	0.0097	mg/Kg	1	☼	8270D	Total/NA	
Benzo[g,h,i]perylene	0.075		0.037	0.012	mg/Kg	1	☼	8270D	Total/NA	
Antimony	0.35	J	1.1	0.23	mg/Kg	1	☼	6010B	Total/NA	
Arsenic	3.8		0.54	0.25	mg/Kg	1	☼	6010B	Total/NA	
Barium	48		0.54	0.099	mg/Kg	1	☼	6010B	Total/NA	
Beryllium	0.29		0.22	0.047	mg/Kg	1	☼	6010B	Total/NA	
Boron	8.3		2.7	0.38	mg/Kg	1	☼	6010B	Total/NA	
Cadmium	0.17		0.11	0.031	mg/Kg	1	☼	6010B	Total/NA	
Calcium	150000	B	110	35	mg/Kg	10	☼	6010B	Total/NA	
Chromium	22	B	0.54	0.093	mg/Kg	1	☼	6010B	Total/NA	
Cobalt	3.9		0.27	0.061	mg/Kg	1	☼	6010B	Total/NA	
Copper	14		0.54	0.12	mg/Kg	1	☼	6010B	Total/NA	
Iron	8200	B	11	4.2	mg/Kg	1	☼	6010B	Total/NA	
Lead	100		0.27	0.14	mg/Kg	1	☼	6010B	Total/NA	
Magnesium	86000	B	54	22	mg/Kg	10	☼	6010B	Total/NA	
Manganese	250		0.54	0.11	mg/Kg	1	☼	6010B	Total/NA	
Nickel	16	B	0.54	0.15	mg/Kg	1	☼	6010B	Total/NA	
Potassium	620		27	4.4	mg/Kg	1	☼	6010B	Total/NA	
Selenium	0.45	J	0.54	0.27	mg/Kg	1	☼	6010B	Total/NA	
Sodium	1700		54	7.2	mg/Kg	1	☼	6010B	Total/NA	
Vanadium	14		0.27	0.079	mg/Kg	1	☼	6010B	Total/NA	
Zinc	47	B	5.4	1.7	mg/Kg	5	☼	6010B	Total/NA	
Barium	0.50		0.50	0.050	mg/L	1		6010B	TCLP	
Boron	0.71		0.50	0.050	mg/L	1		6010B	TCLP	
Chromium	0.016	J	0.025	0.010	mg/L	1		6010B	TCLP	
Manganese	1.8		0.025	0.010	mg/L	1		6010B	TCLP	
Nickel	0.047		0.025	0.010	mg/L	1		6010B	TCLP	
Zinc	0.25	J B	0.50	0.020	mg/L	1		6010B	TCLP	
Manganese	0.22		0.025	0.010	mg/L	1		6010B	SPLP East	
Mercury	0.015	J	0.019	0.0098	mg/Kg	1	☼	7471B	Total/NA	
pH	8.69		0.200	0.200	SU	1		9045D	Total/NA	

This Detection Summary does not include radiochemical test results.

TestAmerica Chicago

Sample Summary

Client: Ecology and Environment, Inc.
Project/Site: IDOT - IL 38 - WO 008

TestAmerica Job ID: 500-107642-4

Lab Sample ID	Client Sample ID	Matrix	Collected	Received
500-107642-7	3011-28-B01 (0-1)	Solid	02/16/16 10:30	02/17/16 07:45

1

2

3

4

5

6

7

8

9

10

Client Sample Results

Client: Ecology and Environment, Inc.
Project/Site: IDOT - IL 38 - WO 008

TestAmerica Job ID: 500-107642-4

Client Sample ID: 3011-28-B01 (0-1)

Lab Sample ID: 500-107642-7

Date Collected: 02/16/16 10:30

Matrix: Solid

Date Received: 02/17/16 07:45

Percent Solids: 87.6

Method: 8260B - Volatile Organic Compounds (GC/MS)

Analyte	Result	Qualifier	RL	MDL	Unit	D	Prepared	Analyzed	Dil Fac
Acetone	<0.016		0.016	0.0031	mg/Kg	☼	02/17/16 08:40	02/24/16 10:59	1
Benzene	<0.0040		0.0040	0.00090	mg/Kg	☼	02/17/16 08:40	02/24/16 10:59	1
Bromodichloromethane	<0.0040		0.0040	0.00068	mg/Kg	☼	02/17/16 08:40	02/24/16 10:59	1
Bromoform	<0.0040		0.0040	0.00082	mg/Kg	☼	02/17/16 08:40	02/24/16 10:59	1
Bromomethane	<0.0040	*	0.0040	0.0015	mg/Kg	☼	02/17/16 08:40	02/24/16 10:59	1
2-Butanone (MEK)	<0.0040		0.0040	0.0014	mg/Kg	☼	02/17/16 08:40	02/24/16 10:59	1
Carbon disulfide	<0.0040		0.0040	0.0015	mg/Kg	☼	02/17/16 08:40	02/24/16 10:59	1
Carbon tetrachloride	<0.0040		0.0040	0.00087	mg/Kg	☼	02/17/16 08:40	02/24/16 10:59	1
Chlorobenzene	<0.0040		0.0040	0.00095	mg/Kg	☼	02/17/16 08:40	02/24/16 10:59	1
Chloroethane	<0.0040		0.0040	0.0017	mg/Kg	☼	02/17/16 08:40	02/24/16 10:59	1
Chloroform	<0.0040		0.0040	0.00079	mg/Kg	☼	02/17/16 08:40	02/24/16 10:59	1
Chloromethane	<0.0040		0.0040	0.00097	mg/Kg	☼	02/17/16 08:40	02/24/16 10:59	1
cis-1,2-Dichloroethene	<0.0040		0.0040	0.00082	mg/Kg	☼	02/17/16 08:40	02/24/16 10:59	1
cis-1,3-Dichloropropene	<0.0040		0.0040	0.00092	mg/Kg	☼	02/17/16 08:40	02/24/16 10:59	1
Dibromochloromethane	<0.0040		0.0040	0.00046	mg/Kg	☼	02/17/16 08:40	02/24/16 10:59	1
1,1-Dichloroethane	<0.0040		0.0040	0.00083	mg/Kg	☼	02/17/16 08:40	02/24/16 10:59	1
1,2-Dichloroethane	<0.0040		0.0040	0.00060	mg/Kg	☼	02/17/16 08:40	02/24/16 10:59	1
1,1-Dichloroethene	<0.0040		0.0040	0.0015	mg/Kg	☼	02/17/16 08:40	02/24/16 10:59	1
1,2-Dichloropropane	<0.0040		0.0040	0.0011	mg/Kg	☼	02/17/16 08:40	02/24/16 10:59	1
1,3-Dichloropropane, Total	<0.0040		0.0040	0.0011	mg/Kg	☼	02/17/16 08:40	02/24/16 10:59	1
Ethylbenzene	<0.0040		0.0040	0.0010	mg/Kg	☼	02/17/16 08:40	02/24/16 10:59	1
2-Hexanone	<0.0040		0.0040	0.0013	mg/Kg	☼	02/17/16 08:40	02/24/16 10:59	1
Methylene Chloride	<0.0040		0.0040	0.0031	mg/Kg	☼	02/17/16 08:40	02/24/16 10:59	1
4-Methyl-2-pentanone (MIBK)	<0.0040		0.0040	0.00083	mg/Kg	☼	02/17/16 08:40	02/24/16 10:59	1
Methyl tert-butyl ether	<0.0040		0.0040	0.00095	mg/Kg	☼	02/17/16 08:40	02/24/16 10:59	1
Styrene	<0.0040		0.0040	0.00095	mg/Kg	☼	02/17/16 08:40	02/24/16 10:59	1
1,1,2,2-Tetrachloroethane	<0.0040		0.0040	0.00064	mg/Kg	☼	02/17/16 08:40	02/24/16 10:59	1
Tetrachloroethene	<0.0040		0.0040	0.00084	mg/Kg	☼	02/17/16 08:40	02/24/16 10:59	1
Toluene	<0.0040		0.0040	0.0014	mg/Kg	☼	02/17/16 08:40	02/24/16 10:59	1
trans-1,2-Dichloroethene	<0.0040		0.0040	0.0010	mg/Kg	☼	02/17/16 08:40	02/24/16 10:59	1
trans-1,3-Dichloropropene	<0.0040		0.0040	0.0011	mg/Kg	☼	02/17/16 08:40	02/24/16 10:59	1
1,1,1-Trichloroethane	<0.0040		0.0040	0.00094	mg/Kg	☼	02/17/16 08:40	02/24/16 10:59	1
1,1,2-Trichloroethane	<0.0040		0.0040	0.00078	mg/Kg	☼	02/17/16 08:40	02/24/16 10:59	1
Trichloroethene	<0.0040		0.0040	0.0011	mg/Kg	☼	02/17/16 08:40	02/24/16 10:59	1
Vinyl acetate	<0.0040		0.0040	0.0011	mg/Kg	☼	02/17/16 08:40	02/24/16 10:59	1
Vinyl chloride	<0.0040		0.0040	0.00096	mg/Kg	☼	02/17/16 08:40	02/24/16 10:59	1
Xylenes, Total	<0.0081		0.0081	0.0015	mg/Kg	☼	02/17/16 08:40	02/24/16 10:59	1

Surrogate	%Recovery	Qualifier	Limits	Prepared	Analyzed	Dil Fac
4-Bromofluorobenzene (Surr)	95		70 - 122	02/17/16 08:40	02/24/16 10:59	1
Dibromofluoromethane	92		75 - 120	02/17/16 08:40	02/24/16 10:59	1
1,2-Dichloroethane-d4 (Surr)	84		70 - 134	02/17/16 08:40	02/24/16 10:59	1
Toluene-d8 (Surr)	106		75 - 122	02/17/16 08:40	02/24/16 10:59	1

Method: 8270D - Semivolatile Organic Compounds (GC/MS)

Analyte	Result	Qualifier	RL	MDL	Unit	D	Prepared	Analyzed	Dil Fac
Phenol	<0.19		0.19	0.084	mg/Kg	☼	02/22/16 07:04	02/26/16 23:32	1
Bis(2-chloroethyl)ether	<0.19		0.19	0.056	mg/Kg	☼	02/22/16 07:04	02/26/16 23:32	1
1,3-Dichlorobenzene	<0.19		0.19	0.042	mg/Kg	☼	02/22/16 07:04	02/26/16 23:32	1
1,4-Dichlorobenzene	<0.19		0.19	0.048	mg/Kg	☼	02/22/16 07:04	02/26/16 23:32	1

TestAmerica Chicago

Client Sample Results

Client: Ecology and Environment, Inc.
Project/Site: IDOT - IL 38 - WO 008

TestAmerica Job ID: 500-107642-4

Client Sample ID: 3011-28-B01 (0-1)

Lab Sample ID: 500-107642-7

Date Collected: 02/16/16 10:30

Matrix: Solid

Date Received: 02/17/16 07:45

Percent Solids: 87.6

Method: 8270D - Semivolatile Organic Compounds (GC/MS) (Continued)

Analyte	Result	Qualifier	RL	MDL	Unit	D	Prepared	Analyzed	Dil Fac
1,2-Dichlorobenzene	<0.19		0.19	0.045	mg/Kg	☼	02/22/16 07:04	02/26/16 23:32	1
2-Methylphenol	<0.19		0.19	0.060	mg/Kg	☼	02/22/16 07:04	02/26/16 23:32	1
2,2'-oxybis[1-chloropropane]	<0.19		0.19	0.044	mg/Kg	☼	02/22/16 07:04	02/26/16 23:32	1
N-Nitrosodi-n-propylamine	<0.076		0.076	0.046	mg/Kg	☼	02/22/16 07:04	02/26/16 23:32	1
Hexachloroethane	<0.19		0.19	0.057	mg/Kg	☼	02/22/16 07:04	02/26/16 23:32	1
2-Chlorophenol	<0.19		0.19	0.064	mg/Kg	☼	02/22/16 07:04	02/26/16 23:32	1
Nitrobenzene	<0.037		0.037	0.0094	mg/Kg	☼	02/22/16 07:04	02/26/16 23:32	1
Bis(2-chloroethoxy)methane	<0.19		0.19	0.038	mg/Kg	☼	02/22/16 07:04	02/26/16 23:32	1
1,2,4-Trichlorobenzene	<0.19		0.19	0.041	mg/Kg	☼	02/22/16 07:04	02/26/16 23:32	1
Isophorone	<0.19		0.19	0.042	mg/Kg	☼	02/22/16 07:04	02/26/16 23:32	1
2,4-Dimethylphenol	<0.37		0.37	0.14	mg/Kg	☼	02/22/16 07:04	02/26/16 23:32	1
Hexachlorobutadiene	<0.19		0.19	0.059	mg/Kg	☼	02/22/16 07:04	02/26/16 23:32	1
Naphthalene	<0.037		0.037	0.0058	mg/Kg	☼	02/22/16 07:04	02/26/16 23:32	1
2,4-Dichlorophenol	<0.37		0.37	0.089	mg/Kg	☼	02/22/16 07:04	02/26/16 23:32	1
4-Chloroaniline	<0.76		0.76	0.18	mg/Kg	☼	02/22/16 07:04	02/26/16 23:32	1
2,4,6-Trichlorophenol	<0.37		0.37	0.13	mg/Kg	☼	02/22/16 07:04	02/26/16 23:32	1
2,4,5-Trichlorophenol	<0.37		0.37	0.086	mg/Kg	☼	02/22/16 07:04	02/26/16 23:32	1
Hexachlorocyclopentadiene	<0.76		0.76	0.22	mg/Kg	☼	02/22/16 07:04	02/26/16 23:32	1
2-Methylnaphthalene	<0.037		0.037	0.0069	mg/Kg	☼	02/22/16 07:04	02/26/16 23:32	1
2-Nitroaniline	<0.19		0.19	0.051	mg/Kg	☼	02/22/16 07:04	02/26/16 23:32	1
2-Chloronaphthalene	<0.19		0.19	0.042	mg/Kg	☼	02/22/16 07:04	02/26/16 23:32	1
4-Chloro-3-methylphenol	<0.37		0.37	0.13	mg/Kg	☼	02/22/16 07:04	02/26/16 23:32	1
2,6-Dinitrotoluene	<0.19		0.19	0.074	mg/Kg	☼	02/22/16 07:04	02/26/16 23:32	1
2-Nitrophenol	<0.37		0.37	0.089	mg/Kg	☼	02/22/16 07:04	02/26/16 23:32	1
3-Nitroaniline	<0.37		0.37	0.12	mg/Kg	☼	02/22/16 07:04	02/26/16 23:32	1
Dimethyl phthalate	<0.19		0.19	0.049	mg/Kg	☼	02/22/16 07:04	02/26/16 23:32	1
2,4-Dinitrophenol	<0.76		0.76	0.66	mg/Kg	☼	02/22/16 07:04	02/26/16 23:32	1
Acenaphthylene	<0.037		0.037	0.0050	mg/Kg	☼	02/22/16 07:04	02/26/16 23:32	1
2,4-Dinitrotoluene	<0.19		0.19	0.060	mg/Kg	☼	02/22/16 07:04	02/26/16 23:32	1
Acenaphthene	<0.037		0.037	0.0068	mg/Kg	☼	02/22/16 07:04	02/26/16 23:32	1
Dibenzofuran	<0.19		0.19	0.044	mg/Kg	☼	02/22/16 07:04	02/26/16 23:32	1
4-Nitrophenol	<0.76		0.76	0.36	mg/Kg	☼	02/22/16 07:04	02/26/16 23:32	1
Fluorene	<0.037		0.037	0.0053	mg/Kg	☼	02/22/16 07:04	02/26/16 23:32	1
4-Nitroaniline	<0.37		0.37	0.16	mg/Kg	☼	02/22/16 07:04	02/26/16 23:32	1
4-Bromophenyl phenyl ether	<0.19		0.19	0.050	mg/Kg	☼	02/22/16 07:04	02/26/16 23:32	1
Hexachlorobenzene	<0.076		0.076	0.0087	mg/Kg	☼	02/22/16 07:04	02/26/16 23:32	1
Diethyl phthalate	<0.19		0.19	0.064	mg/Kg	☼	02/22/16 07:04	02/26/16 23:32	1
4-Chlorophenyl phenyl ether	<0.19		0.19	0.044	mg/Kg	☼	02/22/16 07:04	02/26/16 23:32	1
Pentachlorophenol	<0.76		0.76	0.60	mg/Kg	☼	02/22/16 07:04	02/26/16 23:32	1
N-Nitrosodiphenylamine	<0.19		0.19	0.044	mg/Kg	☼	02/22/16 07:04	02/26/16 23:32	1
4,6-Dinitro-2-methylphenol	<0.76		0.76	0.30	mg/Kg	☼	02/22/16 07:04	02/26/16 23:32	1
Phenanthrene	0.070		0.037	0.0052	mg/Kg	☼	02/22/16 07:04	02/26/16 23:32	1
Anthracene	0.011 J		0.037	0.0063	mg/Kg	☼	02/22/16 07:04	02/26/16 23:32	1
Carbazole	<0.19		0.19	0.094	mg/Kg	☼	02/22/16 07:04	02/26/16 23:32	1
Di-n-butyl phthalate	<0.19		0.19	0.057	mg/Kg	☼	02/22/16 07:04	02/26/16 23:32	1
Fluoranthene	0.13		0.037	0.0070	mg/Kg	☼	02/22/16 07:04	02/26/16 23:32	1
Pyrene	0.21		0.037	0.0075	mg/Kg	☼	02/22/16 07:04	02/26/16 23:32	1
Butyl benzyl phthalate	<0.19		0.19	0.072	mg/Kg	☼	02/22/16 07:04	02/26/16 23:32	1
Benzo[a]anthracene	0.068		0.037	0.0051	mg/Kg	☼	02/22/16 07:04	02/26/16 23:32	1

TestAmerica Chicago

Client Sample Results

Client: Ecology and Environment, Inc.
Project/Site: IDOT - IL 38 - WO 008

TestAmerica Job ID: 500-107642-4

Client Sample ID: 3011-28-B01 (0-1)

Lab Sample ID: 500-107642-7

Date Collected: 02/16/16 10:30

Matrix: Solid

Date Received: 02/17/16 07:45

Percent Solids: 87.6

Method: 8270D - Semivolatile Organic Compounds (GC/MS) (Continued)

Analyte	Result	Qualifier	RL	MDL	Unit	D	Prepared	Analyzed	Dil Fac
Chrysene	0.087		0.037	0.010	mg/Kg	☼	02/22/16 07:04	02/26/16 23:32	1
3,3'-Dichlorobenzidine	<0.19		0.19	0.053	mg/Kg	☼	02/22/16 07:04	02/26/16 23:32	1
Bis(2-ethylhexyl) phthalate	<0.19		0.19	0.069	mg/Kg	☼	02/22/16 07:04	02/26/16 23:32	1
Di-n-octyl phthalate	<0.19		0.19	0.061	mg/Kg	☼	02/22/16 07:04	02/26/16 23:32	1
Benzo[b]fluoranthene	0.15		0.037	0.0081	mg/Kg	☼	02/22/16 07:04	02/26/16 23:32	1
Benzo[k]fluoranthene	0.051		0.037	0.011	mg/Kg	☼	02/22/16 07:04	02/26/16 23:32	1
Benzo[a]pyrene	0.084		0.037	0.0073	mg/Kg	☼	02/22/16 07:04	02/26/16 23:32	1
Indeno[1,2,3-cd]pyrene	0.051		0.037	0.0097	mg/Kg	☼	02/22/16 07:04	02/26/16 23:32	1
Dibenz(a,h)anthracene	<0.037		0.037	0.0073	mg/Kg	☼	02/22/16 07:04	02/26/16 23:32	1
Benzo[g,h,i]perylene	0.075		0.037	0.012	mg/Kg	☼	02/22/16 07:04	02/26/16 23:32	1
3 & 4 Methylphenol	<0.19		0.19	0.063	mg/Kg	☼	02/22/16 07:04	02/26/16 23:32	1

Surrogate	%Recovery	Qualifier	Limits	Prepared	Analyzed	Dil Fac
2-Fluorophenol	83		25 - 110	02/22/16 07:04	02/26/16 23:32	1
Phenol-d5	85		31 - 110	02/22/16 07:04	02/26/16 23:32	1
Nitrobenzene-d5	78		25 - 115	02/22/16 07:04	02/26/16 23:32	1
2-Fluorobiphenyl	69		25 - 119	02/22/16 07:04	02/26/16 23:32	1
2,4,6-Tribromophenol	70		35 - 137	02/22/16 07:04	02/26/16 23:32	1
Terphenyl-d14	152	X	36 - 134	02/22/16 07:04	02/26/16 23:32	1

Method: 6010B - Metals (ICP)

Analyte	Result	Qualifier	RL	MDL	Unit	D	Prepared	Analyzed	Dil Fac
Antimony	0.35	J	1.1	0.23	mg/Kg	☼	02/24/16 08:46	02/26/16 02:14	1
Arsenic	3.8		0.54	0.25	mg/Kg	☼	02/24/16 08:46	02/26/16 02:14	1
Barium	48		0.54	0.099	mg/Kg	☼	02/24/16 08:46	02/26/16 02:14	1
Beryllium	0.29		0.22	0.047	mg/Kg	☼	02/24/16 08:46	02/26/16 02:14	1
Boron	8.3		2.7	0.38	mg/Kg	☼	02/24/16 08:46	02/26/16 02:14	1
Cadmium	0.17		0.11	0.031	mg/Kg	☼	02/24/16 08:46	02/26/16 02:14	1
Calcium	150000	B	110	35	mg/Kg	☼	02/24/16 08:46	02/26/16 04:25	10
Chromium	22	B	0.54	0.093	mg/Kg	☼	02/24/16 08:46	02/26/16 02:14	1
Cobalt	3.9		0.27	0.061	mg/Kg	☼	02/24/16 08:46	02/26/16 02:14	1
Copper	14		0.54	0.12	mg/Kg	☼	02/24/16 08:46	02/26/16 02:14	1
Iron	8200	B	11	4.2	mg/Kg	☼	02/24/16 08:46	02/26/16 02:14	1
Lead	100		0.27	0.14	mg/Kg	☼	02/24/16 08:46	02/26/16 02:14	1
Magnesium	86000	B	54	22	mg/Kg	☼	02/24/16 08:46	02/26/16 04:25	10
Manganese	250		0.54	0.11	mg/Kg	☼	02/24/16 08:46	02/26/16 02:14	1
Nickel	16	B	0.54	0.15	mg/Kg	☼	02/24/16 08:46	02/26/16 02:14	1
Potassium	620		27	4.4	mg/Kg	☼	02/24/16 08:46	02/26/16 02:14	1
Selenium	0.45	J	0.54	0.27	mg/Kg	☼	02/24/16 08:46	02/26/16 02:14	1
Silver	<0.27		0.27	0.064	mg/Kg	☼	02/24/16 08:46	02/26/16 02:14	1
Sodium	1700		54	7.2	mg/Kg	☼	02/24/16 08:46	02/26/16 02:14	1
Thallium	<0.54		0.54	0.27	mg/Kg	☼	02/24/16 08:46	02/26/16 02:14	1
Vanadium	14		0.27	0.079	mg/Kg	☼	02/24/16 08:46	02/26/16 02:14	1
Zinc	47	B	5.4	1.7	mg/Kg	☼	02/24/16 08:46	02/26/16 16:15	5

Method: 6010B - Metals (ICP) - TCLP

Analyte	Result	Qualifier	RL	MDL	Unit	D	Prepared	Analyzed	Dil Fac
Barium	0.50		0.50	0.050	mg/L		02/23/16 09:14	02/24/16 20:26	1
Beryllium	<0.0040		0.0040	0.0040	mg/L		02/23/16 09:14	02/24/16 20:26	1
Boron	0.71		0.50	0.050	mg/L		02/23/16 09:14	02/24/16 20:26	1

TestAmerica Chicago

Client Sample Results

Client: Ecology and Environment, Inc.
Project/Site: IDOT - IL 38 - WO 008

TestAmerica Job ID: 500-107642-4

Client Sample ID: 3011-28-B01 (0-1)

Lab Sample ID: 500-107642-7

Date Collected: 02/16/16 10:30

Matrix: Solid

Date Received: 02/17/16 07:45

Percent Solids: 87.6

Method: 6010B - Metals (ICP) - TCLP (Continued)

Analyte	Result	Qualifier	RL	MDL	Unit	D	Prepared	Analyzed	Dil Fac
Cadmium	<0.0050		0.0050	0.0020	mg/L		02/23/16 09:14	02/24/16 20:26	1
Chromium	0.016	J	0.025	0.010	mg/L		02/23/16 09:14	02/24/16 20:26	1
Cobalt	<0.025		0.025	0.010	mg/L		02/23/16 09:14	02/24/16 20:26	1
Iron	<0.40		0.40	0.20	mg/L		02/23/16 09:14	02/24/16 20:26	1
Lead	<0.0075		0.0075	0.0075	mg/L		02/23/16 09:14	02/24/16 20:26	1
Manganese	1.8		0.025	0.010	mg/L		02/23/16 09:14	02/24/16 20:26	1
Nickel	0.047		0.025	0.010	mg/L		02/23/16 09:14	02/24/16 20:26	1
Selenium	<0.050		0.050	0.020	mg/L		02/23/16 09:14	02/24/16 20:26	1
Silver	<0.025		0.025	0.010	mg/L		02/23/16 09:14	02/24/16 20:26	1
Zinc	0.25	J B	0.50	0.020	mg/L		02/23/16 09:14	02/24/16 20:26	1

Method: 6010B - Metals (ICP) - SPLP East

Analyte	Result	Qualifier	RL	MDL	Unit	D	Prepared	Analyzed	Dil Fac
Manganese	0.22		0.025	0.010	mg/L		02/23/16 09:24	02/25/16 08:23	1

Method: 6020A - Metals (ICP/MS) - TCLP

Analyte	Result	Qualifier	RL	MDL	Unit	D	Prepared	Analyzed	Dil Fac
Antimony	<0.0060		0.0060	0.0060	mg/L		02/23/16 09:14	02/23/16 16:30	1
Thallium	<0.0020		0.0020	0.0020	mg/L		02/23/16 09:14	02/23/16 16:30	1

Method: 7470A - TCLP Mercury - TCLP

Analyte	Result	Qualifier	RL	MDL	Unit	D	Prepared	Analyzed	Dil Fac
Mercury	<0.00020		0.00020	0.00020	mg/L		02/22/16 15:15	02/23/16 12:07	1

Method: 7471B - Mercury (CVAA)

Analyte	Result	Qualifier	RL	MDL	Unit	D	Prepared	Analyzed	Dil Fac
Mercury	0.015	J	0.019	0.0098	mg/Kg	☼	02/23/16 15:15	02/24/16 13:31	1

General Chemistry

Analyte	Result	Qualifier	RL	MDL	Unit	D	Prepared	Analyzed	Dil Fac
pH	8.69		0.200	0.200	SU			02/20/16 12:31	1

Definitions/Glossary

Client: Ecology and Environment, Inc.
Project/Site: IDOT - IL 38 - WO 008

TestAmerica Job ID: 500-107642-4

Qualifiers

GC/MS VOA

Qualifier	Qualifier Description
*	LCS or LCSD is outside acceptance limits.

GC/MS Semi VOA

Qualifier	Qualifier Description
J	Result is less than the RL but greater than or equal to the MDL and the concentration is an approximate value.
X	Surrogate is outside control limits

Metals

Qualifier	Qualifier Description
J	Result is less than the RL but greater than or equal to the MDL and the concentration is an approximate value.
B	Compound was found in the blank and sample.

Glossary

Abbreviation	These commonly used abbreviations may or may not be present in this report.
α	Listed under the "D" column to designate that the result is reported on a dry weight basis
%R	Percent Recovery
CFL	Contains Free Liquid
CNF	Contains no Free Liquid
DER	Duplicate error ratio (normalized absolute difference)
Dil Fac	Dilution Factor
DL, RA, RE, IN	Indicates a Dilution, Re-analysis, Re-extraction, or additional Initial metals/anion analysis of the sample
DLC	Decision level concentration
MDA	Minimum detectable activity
EDL	Estimated Detection Limit
MDC	Minimum detectable concentration
MDL	Method Detection Limit
ML	Minimum Level (Dioxin)
NC	Not Calculated
ND	Not detected at the reporting limit (or MDL or EDL if shown)
PQL	Practical Quantitation Limit
QC	Quality Control
RER	Relative error ratio
RL	Reporting Limit or Requested Limit (Radiochemistry)
RPD	Relative Percent Difference, a measure of the relative difference between two points
TEF	Toxicity Equivalent Factor (Dioxin)
TEQ	Toxicity Equivalent Quotient (Dioxin)

Certification Summary

Client: Ecology and Environment, Inc.
Project/Site: IDOT - IL 38 - WO 008

TestAmerica Job ID: 500-107642-4

Laboratory: TestAmerica Chicago

Unless otherwise noted, all analytes for this laboratory were covered under each certification below.

Authority	Program	EPA Region	Certification ID	Expiration Date
Illinois	NELAP	5	100201	04-30-16

The following analytes are included in this report, but certification is not offered by the governing authority:

Analysis Method	Prep Method	Matrix	Analyte
6020A	3010A	Solid	Antimony
6020A	3010A	Solid	Thallium
8260B	5035	Solid	1,3-Dichloropropene, Total
Moisture		Solid	Percent Moisture
Moisture		Solid	Percent Solids

Login Sample Receipt Checklist

Client: Ecology and Environment, Inc.

Job Number: 500-107642-4

Login Number: 107642

List Source: TestAmerica Chicago

List Number: 1

Creator: Scott, Sherri L

Question	Answer	Comment
Radioactivity wasn't checked or is \leq background as measured by a survey meter.	True	
The cooler's custody seal, if present, is intact.	True	
Sample custody seals, if present, are intact.	True	
The cooler or samples do not appear to have been compromised or tampered with.	True	
Samples were received on ice.	True	
Cooler Temperature is acceptable.	True	
Cooler Temperature is recorded.	True	2.8,2.5,3.2,3.5
COC is present.	True	
COC is filled out in ink and legible.	True	
COC is filled out with all pertinent information.	True	
Is the Field Sampler's name present on COC?	True	
There are no discrepancies between the containers received and the COC.	True	
Samples are received within Holding Time (excluding tests with immediate HTs)	True	
Sample containers have legible labels.	True	
Containers are not broken or leaking.	True	
Sample collection date/times are provided.	True	
Appropriate sample containers are used.	True	
Sample bottles are completely filled.	True	
Sample Preservation Verified.	True	
There is sufficient vol. for all requested analyses, incl. any requested MS/MSDs	True	
Containers requiring zero headspace have no headspace or bubble is <math><6\text{mm}</math> (1/4").	N/A	
Multiphasic samples are not present.	True	
Samples do not require splitting or compositing.	True	
Residual Chlorine Checked.	N/A	





Bureau of Land • 1021 North Grand Avenue East • P.O. Box 19276 • Springfield • Illinois • 62794-9276

Uncontaminated Soil Certification by Licensed Professional Engineer or Licensed Professional Geologist for Use of Uncontaminated Soil as Fill in a CCDD or Uncontaminated Soil Fill Operation LPC-663

Revised in accordance with 35 Ill. Adm. Code 1100, as amended by PCB R2012-009 (eff. Aug. 27, 2012)

This certification form is to be used by professional engineers and professional geologists to certify, pursuant to 35 Ill. Adm. Code 1100.205(a)(1)(B), that soil (i) is uncontaminated soil and (ii) is within a pH range of 6.26 to 9.0. If you have questions about this form, please telephone the Bureau of Land Permit Section at 217/524-3300.

This form may be completed online, saved locally, printed and signed, and submitted to prospective clean construction or demolition debris (CCDD) fill operations or uncontaminated soil fill operations.

I. Source Location Information

(Describe the location of the source of the uncontaminated soil)

Project Name: FAP 347 (IL Route 38) Office Phone Number, if available: _____

Physical Site Location (address, including number and street):
47W 400 block of IL 38 ISGS #3011-29 (Agricultural Land)

City: Maple Park State: IL Zip Code: 60151

County: Kane Township: Virgil

Lat/Long of approximate center of site in decimal degrees (DD.ddddd) to five decimal places (e.g., 40.67890, -90.12345):

Latitude: 41.89654079 Longitude: -88.53336098
(Decimal Degrees) (-Decimal Degrees)

Identify how the lat/long data were determined:

- GPS Map Interpolation Photo Interpolation Survey Other

IEPA Site Number(s), if assigned: BOL: _____ BOW: _____ BOA: _____

II. Owner/Operator Information for Source Site

Site Owner

Site Operator

Name: Illinois Department of Transportation

Name: Illinois Department of Transportation

Street Address: 201 West Center Court

Street Address: 201 West Center Court

PO Box: _____

PO Box: _____

City: Schaumburg State: IL

City: Schaumburg State: IL

Zip Code: 60196-1096 Phone: 847-705-4159

Zip Code: 60196-1096 Phone: 847-705-4159

Contact: Sam Mead

Contact: Sam Mead

Email, if available: Sam.Mead@illinois.gov

Email, if available: Sam.Mead@illinois.gov

This Agency is authorized to require this information under Section 4 and Title X of the Environmental Protection Act (415 ILCS 5/4, 5/39). Failure to disclose this information may result in: a civil penalty of not to exceed \$50,000 for the violation and an additional civil penalty of not to exceed \$10,000 for each day during which the violation continues (415 ILCS 5/42). This form has been approved by the Forms Management Center.

Project Name: FAP 347 (IL Route 38)

Latitude: 41.89654079 Longitude: -88.53336098

Uncontaminated Site Certification

III. Basis for Certification and Attachments

For each item listed below, reference the attachments to this form that provide the required information.

- a. A Description of the soil sample points and how they were determined to be sufficient in number and appropriately located 35 Ill. Adm. Code 1100.610(a):

Location 3011-29-B01 was sampled within the construction zone adjacent to ISGS #3011-29 (Agricultural Land). Refer to PSI Report for ISGS #3011-29 (Agricultural Land) including Table 4-4, and Figures 4-5A&B.

- b. Analytical soil testing results to show that soil chemical constituents comply with the maximum allowable concentrations established pursuant to 35 Ill. Adm. Code Part 1100, Subpart F and that the soil pH is within the range of 6.25 to 9.0, including the documentation of chain of custody control, a copy of the lab analysis; the accreditation status of the laboratory performing the analysis; and certification by an authorized agent of the laboratory that the analysis has been performed in accordance with the Agency's rules for the accreditation of environmental and the scope of the accreditation [35 Ill. Adm. Code 1100.201(g), 1100.205(a), 1100.610]:

See attached data summary table and associated laboratory data package J107642-5.

IV. Certification Statement, Signature and Seal of Licensed Professional Engineer or Licensed Professional Geologist

I, Neil J. Brown (name of licensed professional engineer or geologist) certify under penalty of law that the information submitted, including but not limited to, all attachments and other information, is to the best of my knowledge and belief, true, accurate and complete. In accordance with the Environmental Protection Act [415 ILCS 5/22.51 or 22.51a] and 35 Ill. Adm. Code 1100.205(a), I certify that the soil from this site is uncontaminated soil. I also certify that the soil pH is within the range of 6.25 to 9.0. In addition, I certify that the soil has not been removed from the site as part of a cleanup or removal of contaminants. All necessary documentation is attached.

Any person who knowingly makes a false, fictitious, or fraudulent material statement, orally or in writing, to the Illinois EPA commits a Class 4 felony. A second or subsequent offense after conviction is a Class 3 felony. (415 ILCS 5/44(h))

Company Name: Ecology and Environment, Inc.

Street Address: 33 West Monroe Street

City: Chicago State: IL Zip Code: 60603

Phone: 312-578-9243

Neil J. Brown


Printed Name:

Neil J. Brown

Licensed Professional Engineer or
Licensed Professional Geologist Signature:

3/17/16

Date:



P.E. or L.P.G. Seal:




Analytical Data Summary

PTB #176-001; IDOT Job #D-91-339-15; Project #P-91-141-15; WorkOrder #08A

Key to Data Tables

- MAC = Maximum Allowable Concentration of Chemical Constituent in
Uncontaminated Soil Used as Fill Material At Regulated Fill Operations
- mg/kg = Milligrams per kilogram.
- mg/L = Milligrams per liter.
- MSA = Metropolitan Statistical Area
- TACO = Tiered Approach to Corrective Action Objectives
- TCLP = Toxicity Characteristic Leaching Procedure.
- SCGIER = Soil Component of the Groundwater Ingestion Exposure Route
- SPLP = Synthetic Precipitation Leaching Procedure.
- ND = Not detected.
- NA = Not analyzed.
- J = Estimated value.
- U = Analyte was analyzed for but not detected.

Criteria Qualifiers and Shading

- † = Concentration exceeds the most stringent MAC.
- m = Concentration exceeds the MAC for an MSA.
- * = Concentration exceeds the MAC for Chicago corporate limits.
- L = The detected TCLP/SPLP concentration exceeds the TACO Tier 1 RO for the SCGIER.
-  = Concentration exceeds the most stringent MAC, but is below the MAC for an MSA.
-  = Concentration exceeds the most stringent MAC and the MAC for Chicago corporate limits.
-  = Concentration exceeds applicable comparison criteria.

CONTAMINANTS OF CONCERN

SITE	ISGS #3011-29 (Agricultural Land)	Comparison Criteria			
BORING	3011-29-B01	MACs			TACO
SAMPLE	3011-29-B01 (0-1)	Most Stringent	Within an MSA	Within Chicago	SCGIER
MATRIX	Soil				
DEPTH (feet)	0-1				
pH	8.2				
VOCs (None Detected)					
SVOCs (mg/kg)					
Acenaphthylene	0.005 J	--	--	--	--
Anthracene	0.011 J	12,000	--	--	--
Benzo[a]anthracene	0.094	0.9	1.8	1.1	--
Benzo[a]pyrene	0.14 †	0.09	2.1	1.3	--
Benzo[b]fluoranthene	0.19	0.9	2.1	1.5	--
Benzo[g,h,i]perylene	0.18	--	--	--	--
Benzo[k]fluoranthene	0.094	9	--	--	--
Chrysene	0.14	88	--	--	--
Dibenzo(a,h)anthracene	0.036	0.09	0.42	0.2	--
Fluoranthene	0.1	3,100	--	--	--
Indeno[1,2,3-cd]pyrene	0.15	0.9	1.6	0.9	--
Phenanthrene	0.056	--	--	--	--
Pyrene	0.33	2,300	--	--	--
Inorganics (mg/kg)					
Antimony	0.37 J	5	--	--	--
Arsenic	2	11.3	13	--	--
Barium	30	1,500	--	--	--
Beryllium	0.18	22	--	--	--
Boron	9.4	40	--	--	--
Cadmium	0.15	5.2	--	--	--
Calcium	170,000	--	--	--	--
Chromium	10	21	--	--	--
Cobalt	2.5	20	--	--	--
Copper	7.4	2,900	--	--	--
Iron	5,000	15,000	15,900	--	--
Lead	64	107	--	--	--
Magnesium	97,000	325,000	--	--	--
Manganese	260	630	636	--	--
Nickel	6.8	100	--	--	--
Potassium	400	--	--	--	--
Selenium	0.35 J	1.3	--	--	--
Sodium	1,300	--	--	--	--
Vanadium	13	550	--	--	--
Zinc	43	5,100	--	--	--
TCLP Metals (mg/L)					
Barium	0.38 J	--	--	--	2
Boron	0.86	--	--	--	2
Manganese	0.59 L	--	--	--	0.15
Zinc	0.37 J	--	--	--	5
SPLP Metals (mg/L)					
Manganese	0.081	--	--	--	0.15

TestAmerica

THE LEADER IN ENVIRONMENTAL TESTING

ANALYTICAL REPORT

TestAmerica Laboratories, Inc.
TestAmerica Chicago
2417 Bond Street
University Park, IL 60484
Tel: (708)534-5200

TestAmerica Job ID: 500-107642-5
Client Project/Site: IDOT - IL 38 - WO 008

For:
Ecology and Environment, Inc.
33 West Monroe St.
Suite 1410
Chicago, Illinois 60603

Attn: Mr. Dean Tiebout

Jodie Bracken

Authorized for release by:
2/29/2016 5:09:16 PM
Jodie Bracken, Project Management Assistant II
jodie.bracken@testamericainc.com

Designee for
Richard Wright, Senior Project Manager
(708)534-5200
richard.wright@testamericainc.com

LINKS

Review your project
results through
TotalAccess

Have a Question?



Visit us at:
www.testamericainc.com

The test results in this report meet all 2003 NELAC and 2009 TNI requirements for accredited parameters, exceptions are noted in this report. This report may not be reproduced except in full, and with written approval from the laboratory. For questions please contact the Project Manager at the e-mail address or telephone number listed on this page.

This report has been electronically signed and authorized by the signatory. Electronic signature is intended to be the legally binding equivalent of a traditionally handwritten signature.

Results relate only to the items tested and the sample(s) as received by the laboratory.

1

2

3

4

5

6

7

8

9

10



Table of Contents

Cover Page	1
Table of Contents	2
Case Narrative	3
Detection Summary	4
Sample Summary	5
Client Sample Results	6
Definitions	10
Certification Summary	11
Chain of Custody	12
Receipt Checklists	13

Case Narrative

Client: Ecology and Environment, Inc.
Project/Site: IDOT - IL 38 - WO 008

TestAmerica Job ID: 500-107642-5

Job ID: 500-107642-5

Laboratory: TestAmerica Chicago

Narrative

Job Narrative 500-107642-5

Comments

No additional comments.

Receipt

The samples were received on 2/17/2016 7:45 AM; the samples arrived in good condition, properly preserved and, where required, on ice. The temperatures of the 4 coolers at receipt time were 2.5° C, 2.8° C, 3.2° C and 3.5° C.

GC/MS VOA

Method(s) 8260B: The following analyte recovered outside control limits for the LCS/LCSD associated with 500-324046: Bromomethane. This is not indicative of a systematic control problem because this was a random marginal exceedance. Qualified results have been reported.

Method(s) 8260B: The laboratory control sample (LCS) and / or laboratory control sample duplicate (LCSD) for 500-324046 recovered outside control limits for the following analyte: 1,2-Dichloropropane. This analyte was biased high in the LCS/LCSD and was not detected in the associated samples; therefore, the data have been reported.

No additional analytical or quality issues were noted, other than those described above or in the Definitions/Glossary page.

GC/MS Semi VOA

Method(s) 8270D: The following sample contained one acid surrogate and/or one base/neutral surrogate outside acceptance limits: 3011-29-B01 (0-1) (500-107642-8), (500-107642-E-1-B MS) and (500-107642-E-1-C MSD). The laboratory's SOP allows one acid and one base/neutral surrogate to be outside acceptance limits; therefore, re-extraction was not performed. These results have been reported and qualified.

No additional analytical or quality issues were noted, other than those described above or in the Definitions/Glossary page.

Metals

Method(s) 6010B: The method blank for preparation batch 500-324239 and analytical batch 500-324569 contained Calcium, Chromium, and Magnesium above the reporting limit (RL). Associated samples 3011-29-B01 (0-1) (500-107642-8) and (500-107642-E-1-H) were not re-extracted and/or re-analyzed because results were greater than 10X the value found in the method blank.

No additional analytical or quality issues were noted, other than those described above or in the Definitions/Glossary page.

General Chemistry

No analytical or quality issues were noted, other than those described in the Definitions/Glossary page.

Organic Prep

No analytical or quality issues were noted, other than those described in the Definitions/Glossary page.

Detection Summary

Client: Ecology and Environment, Inc.
Project/Site: IDOT - IL 38 - WO 008

TestAmerica Job ID: 500-107642-5

Client Sample ID: 3011-29-B01 (0-1)

Lab Sample ID: 500-107642-8

Analyte	Result	Qualifier	RL	MDL	Unit	Dil Fac	D	Method	Prep Type
Acenaphthylene	0.0050	J	0.036	0.0048	mg/Kg	1	☼	8270D	Total/NA
Phenanthrene	0.056		0.036	0.0051	mg/Kg	1	☼	8270D	Total/NA
Anthracene	0.011	J	0.036	0.0061	mg/Kg	1	☼	8270D	Total/NA
Fluoranthene	0.10		0.036	0.0068	mg/Kg	1	☼	8270D	Total/NA
Pyrene	0.33		0.036	0.0072	mg/Kg	1	☼	8270D	Total/NA
Benzo[a]anthracene	0.094		0.036	0.0049	mg/Kg	1	☼	8270D	Total/NA
Chrysene	0.14		0.036	0.0099	mg/Kg	1	☼	8270D	Total/NA
Benzo[b]fluoranthene	0.19		0.036	0.0079	mg/Kg	1	☼	8270D	Total/NA
Benzo[k]fluoranthene	0.094		0.036	0.011	mg/Kg	1	☼	8270D	Total/NA
Benzo[a]pyrene	0.14		0.036	0.0071	mg/Kg	1	☼	8270D	Total/NA
Indeno[1,2,3-cd]pyrene	0.15		0.036	0.0094	mg/Kg	1	☼	8270D	Total/NA
Dibenz(a,h)anthracene	0.036		0.036	0.0070	mg/Kg	1	☼	8270D	Total/NA
Benzo[g,h,i]perylene	0.18		0.036	0.012	mg/Kg	1	☼	8270D	Total/NA
Antimony	0.37	J	0.91	0.19	mg/Kg	1	☼	6010B	Total/NA
Arsenic	2.0		0.46	0.21	mg/Kg	1	☼	6010B	Total/NA
Barium	30		0.46	0.084	mg/Kg	1	☼	6010B	Total/NA
Beryllium	0.18		0.18	0.040	mg/Kg	1	☼	6010B	Total/NA
Boron	9.4		2.3	0.32	mg/Kg	1	☼	6010B	Total/NA
Cadmium	0.15		0.091	0.026	mg/Kg	1	☼	6010B	Total/NA
Calcium	170000	B	91	29	mg/Kg	10	☼	6010B	Total/NA
Chromium	10	B	0.46	0.079	mg/Kg	1	☼	6010B	Total/NA
Cobalt	2.5		0.23	0.052	mg/Kg	1	☼	6010B	Total/NA
Copper	7.4		0.46	0.099	mg/Kg	1	☼	6010B	Total/NA
Iron	5000	B	9.1	3.5	mg/Kg	1	☼	6010B	Total/NA
Lead	64		0.23	0.11	mg/Kg	1	☼	6010B	Total/NA
Magnesium	97000	B	46	19	mg/Kg	10	☼	6010B	Total/NA
Manganese	260		0.46	0.090	mg/Kg	1	☼	6010B	Total/NA
Nickel	6.8	B	0.46	0.12	mg/Kg	1	☼	6010B	Total/NA
Potassium	400		23	3.7	mg/Kg	1	☼	6010B	Total/NA
Selenium	0.35	J	0.46	0.23	mg/Kg	1	☼	6010B	Total/NA
Sodium	1300		46	6.0	mg/Kg	1	☼	6010B	Total/NA
Vanadium	13		0.23	0.067	mg/Kg	1	☼	6010B	Total/NA
Zinc	43	B	4.6	1.4	mg/Kg	5	☼	6010B	Total/NA
Barium	0.38	J	0.50	0.050	mg/L	1		6010B	TCLP
Boron	0.86		0.50	0.050	mg/L	1		6010B	TCLP
Manganese	0.59		0.025	0.010	mg/L	1		6010B	TCLP
Zinc	0.37	J B	0.50	0.020	mg/L	1		6010B	TCLP
Manganese	0.081		0.025	0.010	mg/L	1		6010B	SPLP East
pH	8.20		0.200	0.200	SU	1		9045D	Total/NA

This Detection Summary does not include radiochemical test results.

TestAmerica Chicago

Sample Summary

Client: Ecology and Environment, Inc.
Project/Site: IDOT - IL 38 - WO 008

TestAmerica Job ID: 500-107642-5

Lab Sample ID	Client Sample ID	Matrix	Collected	Received
500-107642-8	3011-29-B01 (0-1)	Solid	02/16/16 14:20	02/17/16 07:45

1

2

3

4

5

6

7

8

9

10

Client Sample Results

Client: Ecology and Environment, Inc.
Project/Site: IDOT - IL 38 - WO 008

TestAmerica Job ID: 500-107642-5

Client Sample ID: 3011-29-B01 (0-1)

Lab Sample ID: 500-107642-8

Date Collected: 02/16/16 14:20

Matrix: Solid

Date Received: 02/17/16 07:45

Percent Solids: 88.8

Method: 8260B - Volatile Organic Compounds (GC/MS)

Analyte	Result	Qualifier	RL	MDL	Unit	D	Prepared	Analyzed	Dil Fac
Acetone	<0.015		0.015	0.0030	mg/Kg	☼	02/17/16 08:40	02/23/16 13:36	1
Benzene	<0.0038		0.0038	0.00085	mg/Kg	☼	02/17/16 08:40	02/23/16 13:36	1
Bromodichloromethane	<0.0038		0.0038	0.00064	mg/Kg	☼	02/17/16 08:40	02/23/16 13:36	1
Bromoform	<0.0038		0.0038	0.00078	mg/Kg	☼	02/17/16 08:40	02/23/16 13:36	1
Bromomethane	<0.0038	*	0.0038	0.0014	mg/Kg	☼	02/17/16 08:40	02/23/16 13:36	1
2-Butanone (MEK)	<0.0038		0.0038	0.0014	mg/Kg	☼	02/17/16 08:40	02/23/16 13:36	1
Carbon disulfide	<0.0038		0.0038	0.0014	mg/Kg	☼	02/17/16 08:40	02/23/16 13:36	1
Carbon tetrachloride	<0.0038		0.0038	0.00082	mg/Kg	☼	02/17/16 08:40	02/23/16 13:36	1
Chlorobenzene	<0.0038		0.0038	0.00090	mg/Kg	☼	02/17/16 08:40	02/23/16 13:36	1
Chloroethane	<0.0038		0.0038	0.0016	mg/Kg	☼	02/17/16 08:40	02/23/16 13:36	1
Chloroform	<0.0038		0.0038	0.00074	mg/Kg	☼	02/17/16 08:40	02/23/16 13:36	1
Chloromethane	<0.0038		0.0038	0.00092	mg/Kg	☼	02/17/16 08:40	02/23/16 13:36	1
cis-1,2-Dichloroethene	<0.0038		0.0038	0.00078	mg/Kg	☼	02/17/16 08:40	02/23/16 13:36	1
cis-1,3-Dichloropropene	<0.0038		0.0038	0.00087	mg/Kg	☼	02/17/16 08:40	02/23/16 13:36	1
Dibromochloromethane	<0.0038		0.0038	0.00044	mg/Kg	☼	02/17/16 08:40	02/23/16 13:36	1
1,1-Dichloroethane	<0.0038		0.0038	0.00079	mg/Kg	☼	02/17/16 08:40	02/23/16 13:36	1
1,2-Dichloroethane	<0.0038		0.0038	0.00057	mg/Kg	☼	02/17/16 08:40	02/23/16 13:36	1
1,1-Dichloroethene	<0.0038		0.0038	0.0014	mg/Kg	☼	02/17/16 08:40	02/23/16 13:36	1
1,2-Dichloropropane	<0.0038	*	0.0038	0.0010	mg/Kg	☼	02/17/16 08:40	02/23/16 13:36	1
1,3-Dichloropropane, Total	<0.0038		0.0038	0.0011	mg/Kg	☼	02/17/16 08:40	02/23/16 13:36	1
Ethylbenzene	<0.0038		0.0038	0.00095	mg/Kg	☼	02/17/16 08:40	02/23/16 13:36	1
2-Hexanone	<0.0038		0.0038	0.0012	mg/Kg	☼	02/17/16 08:40	02/23/16 13:36	1
Methylene Chloride	<0.0038		0.0038	0.0029	mg/Kg	☼	02/17/16 08:40	02/23/16 13:36	1
4-Methyl-2-pentanone (MIBK)	<0.0038		0.0038	0.00079	mg/Kg	☼	02/17/16 08:40	02/23/16 13:36	1
Methyl tert-butyl ether	<0.0038		0.0038	0.00090	mg/Kg	☼	02/17/16 08:40	02/23/16 13:36	1
Styrene	<0.0038		0.0038	0.00089	mg/Kg	☼	02/17/16 08:40	02/23/16 13:36	1
1,1,2,2-Tetrachloroethane	<0.0038		0.0038	0.00061	mg/Kg	☼	02/17/16 08:40	02/23/16 13:36	1
Tetrachloroethene	<0.0038		0.0038	0.00079	mg/Kg	☼	02/17/16 08:40	02/23/16 13:36	1
Toluene	<0.0038		0.0038	0.0013	mg/Kg	☼	02/17/16 08:40	02/23/16 13:36	1
trans-1,2-Dichloroethene	<0.0038		0.0038	0.00095	mg/Kg	☼	02/17/16 08:40	02/23/16 13:36	1
trans-1,3-Dichloropropene	<0.0038		0.0038	0.0011	mg/Kg	☼	02/17/16 08:40	02/23/16 13:36	1
1,1,1-Trichloroethane	<0.0038		0.0038	0.00089	mg/Kg	☼	02/17/16 08:40	02/23/16 13:36	1
1,1,2-Trichloroethane	<0.0038		0.0038	0.00074	mg/Kg	☼	02/17/16 08:40	02/23/16 13:36	1
Trichloroethene	<0.0038		0.0038	0.0010	mg/Kg	☼	02/17/16 08:40	02/23/16 13:36	1
Vinyl acetate	<0.0038		0.0038	0.0010	mg/Kg	☼	02/17/16 08:40	02/23/16 13:36	1
Vinyl chloride	<0.0038		0.0038	0.00091	mg/Kg	☼	02/17/16 08:40	02/23/16 13:36	1
Xylenes, Total	<0.0076		0.0076	0.0014	mg/Kg	☼	02/17/16 08:40	02/23/16 13:36	1

Surrogate	%Recovery	Qualifier	Limits	Prepared	Analyzed	Dil Fac
4-Bromofluorobenzene (Surr)	89		70 - 122	02/17/16 08:40	02/23/16 13:36	1
Dibromofluoromethane	86		75 - 120	02/17/16 08:40	02/23/16 13:36	1
1,2-Dichloroethane-d4 (Surr)	74		70 - 134	02/17/16 08:40	02/23/16 13:36	1
Toluene-d8 (Surr)	106		75 - 122	02/17/16 08:40	02/23/16 13:36	1

Method: 8270D - Semivolatile Organic Compounds (GC/MS)

Analyte	Result	Qualifier	RL	MDL	Unit	D	Prepared	Analyzed	Dil Fac
Phenol	<0.18		0.18	0.081	mg/Kg	☼	02/22/16 07:04	02/27/16 21:18	1
Bis(2-chloroethyl)ether	<0.18		0.18	0.055	mg/Kg	☼	02/22/16 07:04	02/27/16 21:18	1
1,3-Dichlorobenzene	<0.18		0.18	0.041	mg/Kg	☼	02/22/16 07:04	02/27/16 21:18	1
1,4-Dichlorobenzene	<0.18		0.18	0.047	mg/Kg	☼	02/22/16 07:04	02/27/16 21:18	1

TestAmerica Chicago

Client Sample Results

Client: Ecology and Environment, Inc.
Project/Site: IDOT - IL 38 - WO 008

TestAmerica Job ID: 500-107642-5

Client Sample ID: 3011-29-B01 (0-1)

Lab Sample ID: 500-107642-8

Date Collected: 02/16/16 14:20

Matrix: Solid

Date Received: 02/17/16 07:45

Percent Solids: 88.8

Method: 8270D - Semivolatile Organic Compounds (GC/MS) (Continued)

Analyte	Result	Qualifier	RL	MDL	Unit	D	Prepared	Analyzed	Dil Fac
1,2-Dichlorobenzene	<0.18		0.18	0.044	mg/Kg	☼	02/22/16 07:04	02/27/16 21:18	1
2-Methylphenol	<0.18		0.18	0.058	mg/Kg	☼	02/22/16 07:04	02/27/16 21:18	1
2,2'-oxybis[1-chloropropane]	<0.18		0.18	0.042	mg/Kg	☼	02/22/16 07:04	02/27/16 21:18	1
N-Nitrosodi-n-propylamine	<0.073		0.073	0.045	mg/Kg	☼	02/22/16 07:04	02/27/16 21:18	1
Hexachloroethane	<0.18		0.18	0.055	mg/Kg	☼	02/22/16 07:04	02/27/16 21:18	1
2-Chlorophenol	<0.18		0.18	0.062	mg/Kg	☼	02/22/16 07:04	02/27/16 21:18	1
Nitrobenzene	<0.036		0.036	0.0091	mg/Kg	☼	02/22/16 07:04	02/27/16 21:18	1
Bis(2-chloroethoxy)methane	<0.18		0.18	0.037	mg/Kg	☼	02/22/16 07:04	02/27/16 21:18	1
1,2,4-Trichlorobenzene	<0.18		0.18	0.039	mg/Kg	☼	02/22/16 07:04	02/27/16 21:18	1
Isophorone	<0.18		0.18	0.041	mg/Kg	☼	02/22/16 07:04	02/27/16 21:18	1
2,4-Dimethylphenol	<0.36		0.36	0.14	mg/Kg	☼	02/22/16 07:04	02/27/16 21:18	1
Hexachlorobutadiene	<0.18		0.18	0.057	mg/Kg	☼	02/22/16 07:04	02/27/16 21:18	1
Naphthalene	<0.036		0.036	0.0056	mg/Kg	☼	02/22/16 07:04	02/27/16 21:18	1
2,4-Dichlorophenol	<0.36		0.36	0.087	mg/Kg	☼	02/22/16 07:04	02/27/16 21:18	1
4-Chloroaniline	<0.73		0.73	0.17	mg/Kg	☼	02/22/16 07:04	02/27/16 21:18	1
2,4,6-Trichlorophenol	<0.36		0.36	0.13	mg/Kg	☼	02/22/16 07:04	02/27/16 21:18	1
2,4,5-Trichlorophenol	<0.36		0.36	0.083	mg/Kg	☼	02/22/16 07:04	02/27/16 21:18	1
Hexachlorocyclopentadiene	<0.73		0.73	0.21	mg/Kg	☼	02/22/16 07:04	02/27/16 21:18	1
2-Methylnaphthalene	<0.036		0.036	0.0067	mg/Kg	☼	02/22/16 07:04	02/27/16 21:18	1
2-Nitroaniline	<0.18		0.18	0.049	mg/Kg	☼	02/22/16 07:04	02/27/16 21:18	1
2-Chloronaphthalene	<0.18		0.18	0.040	mg/Kg	☼	02/22/16 07:04	02/27/16 21:18	1
4-Chloro-3-methylphenol	<0.36		0.36	0.12	mg/Kg	☼	02/22/16 07:04	02/27/16 21:18	1
2,6-Dinitrotoluene	<0.18		0.18	0.072	mg/Kg	☼	02/22/16 07:04	02/27/16 21:18	1
2-Nitrophenol	<0.36		0.36	0.086	mg/Kg	☼	02/22/16 07:04	02/27/16 21:18	1
3-Nitroaniline	<0.36		0.36	0.11	mg/Kg	☼	02/22/16 07:04	02/27/16 21:18	1
Dimethyl phthalate	<0.18		0.18	0.048	mg/Kg	☼	02/22/16 07:04	02/27/16 21:18	1
2,4-Dinitrophenol	<0.73		0.73	0.64	mg/Kg	☼	02/22/16 07:04	02/27/16 21:18	1
Acenaphthylene	0.0050	J	0.036	0.0048	mg/Kg	☼	02/22/16 07:04	02/27/16 21:18	1
2,4-Dinitrotoluene	<0.18		0.18	0.058	mg/Kg	☼	02/22/16 07:04	02/27/16 21:18	1
Acenaphthene	<0.036		0.036	0.0065	mg/Kg	☼	02/22/16 07:04	02/27/16 21:18	1
Dibenzofuran	<0.18		0.18	0.043	mg/Kg	☼	02/22/16 07:04	02/27/16 21:18	1
4-Nitrophenol	<0.73		0.73	0.35	mg/Kg	☼	02/22/16 07:04	02/27/16 21:18	1
Fluorene	<0.036		0.036	0.0051	mg/Kg	☼	02/22/16 07:04	02/27/16 21:18	1
4-Nitroaniline	<0.36		0.36	0.15	mg/Kg	☼	02/22/16 07:04	02/27/16 21:18	1
4-Bromophenyl phenyl ether	<0.18		0.18	0.048	mg/Kg	☼	02/22/16 07:04	02/27/16 21:18	1
Hexachlorobenzene	<0.073		0.073	0.0084	mg/Kg	☼	02/22/16 07:04	02/27/16 21:18	1
Diethyl phthalate	<0.18		0.18	0.062	mg/Kg	☼	02/22/16 07:04	02/27/16 21:18	1
4-Chlorophenyl phenyl ether	<0.18		0.18	0.043	mg/Kg	☼	02/22/16 07:04	02/27/16 21:18	1
Pentachlorophenol	<0.73		0.73	0.58	mg/Kg	☼	02/22/16 07:04	02/27/16 21:18	1
N-Nitrosodiphenylamine	<0.18		0.18	0.043	mg/Kg	☼	02/22/16 07:04	02/27/16 21:18	1
4,6-Dinitro-2-methylphenol	<0.73		0.73	0.29	mg/Kg	☼	02/22/16 07:04	02/27/16 21:18	1
Phenanthrene	0.056		0.036	0.0051	mg/Kg	☼	02/22/16 07:04	02/27/16 21:18	1
Anthracene	0.011	J	0.036	0.0061	mg/Kg	☼	02/22/16 07:04	02/27/16 21:18	1
Carbazole	<0.18		0.18	0.091	mg/Kg	☼	02/22/16 07:04	02/27/16 21:18	1
Di-n-butyl phthalate	<0.18		0.18	0.055	mg/Kg	☼	02/22/16 07:04	02/27/16 21:18	1
Fluoranthene	0.10		0.036	0.0068	mg/Kg	☼	02/22/16 07:04	02/27/16 21:18	1
Pyrene	0.33		0.036	0.0072	mg/Kg	☼	02/22/16 07:04	02/27/16 21:18	1
Butyl benzyl phthalate	<0.18		0.18	0.069	mg/Kg	☼	02/22/16 07:04	02/27/16 21:18	1
Benzo[a]anthracene	0.094		0.036	0.0049	mg/Kg	☼	02/22/16 07:04	02/27/16 21:18	1

TestAmerica Chicago

Client Sample Results

Client: Ecology and Environment, Inc.
Project/Site: IDOT - IL 38 - WO 008

TestAmerica Job ID: 500-107642-5

Client Sample ID: 3011-29-B01 (0-1)

Lab Sample ID: 500-107642-8

Date Collected: 02/16/16 14:20

Matrix: Solid

Date Received: 02/17/16 07:45

Percent Solids: 88.8

Method: 8270D - Semivolatile Organic Compounds (GC/MS) (Continued)

Analyte	Result	Qualifier	RL	MDL	Unit	D	Prepared	Analyzed	Dil Fac
Chrysene	0.14		0.036	0.0099	mg/Kg	☼	02/22/16 07:04	02/27/16 21:18	1
3,3'-Dichlorobenzidine	<0.18		0.18	0.051	mg/Kg	☼	02/22/16 07:04	02/27/16 21:18	1
Bis(2-ethylhexyl) phthalate	<0.18		0.18	0.067	mg/Kg	☼	02/22/16 07:04	02/27/16 21:18	1
Di-n-octyl phthalate	<0.18		0.18	0.059	mg/Kg	☼	02/22/16 07:04	02/27/16 21:18	1
Benzo[b]fluoranthene	0.19		0.036	0.0079	mg/Kg	☼	02/22/16 07:04	02/27/16 21:18	1
Benzo[k]fluoranthene	0.094		0.036	0.011	mg/Kg	☼	02/22/16 07:04	02/27/16 21:18	1
Benzo[a]pyrene	0.14		0.036	0.0071	mg/Kg	☼	02/22/16 07:04	02/27/16 21:18	1
Indeno[1,2,3-cd]pyrene	0.15		0.036	0.0094	mg/Kg	☼	02/22/16 07:04	02/27/16 21:18	1
Dibenz(a,h)anthracene	0.036		0.036	0.0070	mg/Kg	☼	02/22/16 07:04	02/27/16 21:18	1
Benzo[g,h,i]perylene	0.18		0.036	0.012	mg/Kg	☼	02/22/16 07:04	02/27/16 21:18	1
3 & 4 Methylphenol	<0.18		0.18	0.061	mg/Kg	☼	02/22/16 07:04	02/27/16 21:18	1

Surrogate	%Recovery	Qualifier	Limits	Prepared	Analyzed	Dil Fac
2-Fluorophenol	76		25 - 110	02/22/16 07:04	02/27/16 21:18	1
Phenol-d5	75		31 - 110	02/22/16 07:04	02/27/16 21:18	1
Nitrobenzene-d5	73		25 - 115	02/22/16 07:04	02/27/16 21:18	1
2-Fluorobiphenyl	79		25 - 119	02/22/16 07:04	02/27/16 21:18	1
2,4,6-Tribromophenol	64		35 - 137	02/22/16 07:04	02/27/16 21:18	1
Terphenyl-d14	176	X	36 - 134	02/22/16 07:04	02/27/16 21:18	1

Method: 6010B - Metals (ICP)

Analyte	Result	Qualifier	RL	MDL	Unit	D	Prepared	Analyzed	Dil Fac
Antimony	0.37	J	0.91	0.19	mg/Kg	☼	02/24/16 08:46	02/26/16 02:19	1
Arsenic	2.0		0.46	0.21	mg/Kg	☼	02/24/16 08:46	02/26/16 02:19	1
Barium	30		0.46	0.084	mg/Kg	☼	02/24/16 08:46	02/26/16 02:19	1
Beryllium	0.18		0.18	0.040	mg/Kg	☼	02/24/16 08:46	02/26/16 02:19	1
Boron	9.4		2.3	0.32	mg/Kg	☼	02/24/16 08:46	02/26/16 02:19	1
Cadmium	0.15		0.091	0.026	mg/Kg	☼	02/24/16 08:46	02/26/16 02:19	1
Calcium	170000	B	91	29	mg/Kg	☼	02/24/16 08:46	02/26/16 04:29	10
Chromium	10	B	0.46	0.079	mg/Kg	☼	02/24/16 08:46	02/26/16 02:19	1
Cobalt	2.5		0.23	0.052	mg/Kg	☼	02/24/16 08:46	02/26/16 02:19	1
Copper	7.4		0.46	0.099	mg/Kg	☼	02/24/16 08:46	02/26/16 02:19	1
Iron	5000	B	9.1	3.5	mg/Kg	☼	02/24/16 08:46	02/26/16 02:19	1
Lead	64		0.23	0.11	mg/Kg	☼	02/24/16 08:46	02/26/16 02:19	1
Magnesium	97000	B	46	19	mg/Kg	☼	02/24/16 08:46	02/26/16 04:29	10
Manganese	260		0.46	0.090	mg/Kg	☼	02/24/16 08:46	02/26/16 02:19	1
Nickel	6.8	B	0.46	0.12	mg/Kg	☼	02/24/16 08:46	02/26/16 02:19	1
Potassium	400		23	3.7	mg/Kg	☼	02/24/16 08:46	02/26/16 02:19	1
Selenium	0.35	J	0.46	0.23	mg/Kg	☼	02/24/16 08:46	02/26/16 02:19	1
Silver	<0.23		0.23	0.053	mg/Kg	☼	02/24/16 08:46	02/26/16 02:19	1
Sodium	1300		46	6.0	mg/Kg	☼	02/24/16 08:46	02/26/16 02:19	1
Thallium	<0.46		0.46	0.22	mg/Kg	☼	02/24/16 08:46	02/26/16 02:19	1
Vanadium	13		0.23	0.067	mg/Kg	☼	02/24/16 08:46	02/26/16 02:19	1
Zinc	43	B	4.6	1.4	mg/Kg	☼	02/24/16 08:46	02/26/16 16:22	5

Method: 6010B - Metals (ICP) - TCLP

Analyte	Result	Qualifier	RL	MDL	Unit	D	Prepared	Analyzed	Dil Fac
Barium	0.38	J	0.50	0.050	mg/L		02/23/16 09:14	02/24/16 20:33	1
Beryllium	<0.0040		0.0040	0.0040	mg/L		02/23/16 09:14	02/24/16 20:33	1
Boron	0.86		0.50	0.050	mg/L		02/23/16 09:14	02/24/16 20:33	1

TestAmerica Chicago

Client Sample Results

Client: Ecology and Environment, Inc.
Project/Site: IDOT - IL 38 - WO 008

TestAmerica Job ID: 500-107642-5

Client Sample ID: 3011-29-B01 (0-1)

Lab Sample ID: 500-107642-8

Date Collected: 02/16/16 14:20

Matrix: Solid

Date Received: 02/17/16 07:45

Percent Solids: 88.8

Method: 6010B - Metals (ICP) - TCLP (Continued)

Analyte	Result	Qualifier	RL	MDL	Unit	D	Prepared	Analyzed	Dil Fac
Cadmium	<0.0050		0.0050	0.0020	mg/L		02/23/16 09:14	02/24/16 20:33	1
Chromium	<0.025		0.025	0.010	mg/L		02/23/16 09:14	02/24/16 20:33	1
Cobalt	<0.025		0.025	0.010	mg/L		02/23/16 09:14	02/24/16 20:33	1
Iron	<0.40		0.40	0.20	mg/L		02/23/16 09:14	02/24/16 20:33	1
Lead	<0.0075		0.0075	0.0075	mg/L		02/23/16 09:14	02/24/16 20:33	1
Manganese	0.59		0.025	0.010	mg/L		02/23/16 09:14	02/24/16 20:33	1
Nickel	<0.025		0.025	0.010	mg/L		02/23/16 09:14	02/24/16 20:33	1
Selenium	<0.050		0.050	0.020	mg/L		02/23/16 09:14	02/24/16 20:33	1
Silver	<0.025		0.025	0.010	mg/L		02/23/16 09:14	02/24/16 20:33	1
Zinc	0.37	J B	0.50	0.020	mg/L		02/23/16 09:14	02/24/16 20:33	1

Method: 6010B - Metals (ICP) - SPLP East

Analyte	Result	Qualifier	RL	MDL	Unit	D	Prepared	Analyzed	Dil Fac
Manganese	0.081		0.025	0.010	mg/L		02/23/16 09:24	02/25/16 08:30	1

Method: 6020A - Metals (ICP/MS) - TCLP

Analyte	Result	Qualifier	RL	MDL	Unit	D	Prepared	Analyzed	Dil Fac
Antimony	<0.0060		0.0060	0.0060	mg/L		02/23/16 09:14	02/23/16 16:35	1
Thallium	<0.0020		0.0020	0.0020	mg/L		02/23/16 09:14	02/23/16 16:35	1

Method: 7470A - TCLP Mercury - TCLP

Analyte	Result	Qualifier	RL	MDL	Unit	D	Prepared	Analyzed	Dil Fac
Mercury	<0.00020		0.00020	0.00020	mg/L		02/22/16 15:15	02/23/16 12:09	1

Method: 7471B - Mercury (CVAA)

Analyte	Result	Qualifier	RL	MDL	Unit	D	Prepared	Analyzed	Dil Fac
Mercury	<0.017		0.017	0.0090	mg/Kg	☼	02/23/16 15:15	02/24/16 13:33	1

General Chemistry

Analyte	Result	Qualifier	RL	MDL	Unit	D	Prepared	Analyzed	Dil Fac
pH	8.20		0.200	0.200	SU			02/20/16 12:35	1

Definitions/Glossary

Client: Ecology and Environment, Inc.
Project/Site: IDOT - IL 38 - WO 008

TestAmerica Job ID: 500-107642-5

Qualifiers

GC/MS VOA

Qualifier	Qualifier Description
*	LCS or LCSD is outside acceptance limits.

GC/MS Semi VOA

Qualifier	Qualifier Description
J	Result is less than the RL but greater than or equal to the MDL and the concentration is an approximate value.
X	Surrogate is outside control limits

Metals

Qualifier	Qualifier Description
J	Result is less than the RL but greater than or equal to the MDL and the concentration is an approximate value.
B	Compound was found in the blank and sample.

Glossary

Abbreviation	These commonly used abbreviations may or may not be present in this report.
α	Listed under the "D" column to designate that the result is reported on a dry weight basis
%R	Percent Recovery
CFL	Contains Free Liquid
CNF	Contains no Free Liquid
DER	Duplicate error ratio (normalized absolute difference)
Dil Fac	Dilution Factor
DL, RA, RE, IN	Indicates a Dilution, Re-analysis, Re-extraction, or additional Initial metals/anion analysis of the sample
DLC	Decision level concentration
MDA	Minimum detectable activity
EDL	Estimated Detection Limit
MDC	Minimum detectable concentration
MDL	Method Detection Limit
ML	Minimum Level (Dioxin)
NC	Not Calculated
ND	Not detected at the reporting limit (or MDL or EDL if shown)
PQL	Practical Quantitation Limit
QC	Quality Control
RER	Relative error ratio
RL	Reporting Limit or Requested Limit (Radiochemistry)
RPD	Relative Percent Difference, a measure of the relative difference between two points
TEF	Toxicity Equivalent Factor (Dioxin)
TEQ	Toxicity Equivalent Quotient (Dioxin)

Certification Summary

Client: Ecology and Environment, Inc.
Project/Site: IDOT - IL 38 - WO 008

TestAmerica Job ID: 500-107642-5

Laboratory: TestAmerica Chicago

Unless otherwise noted, all analytes for this laboratory were covered under each certification below.

Authority	Program	EPA Region	Certification ID	Expiration Date
Illinois	NELAP	5	100201	04-30-16

The following analytes are included in this report, but certification is not offered by the governing authority:

Analysis Method	Prep Method	Matrix	Analyte
6020A	3010A	Solid	Antimony
6020A	3010A	Solid	Thallium
8260B	5035	Solid	1,3-Dichloropropene, Total
Moisture		Solid	Percent Moisture
Moisture		Solid	Percent Solids

TestAmerica

THE LEADER IN ENVIRONMENTAL TESTING

2417 Bond Street, University Park, IL 60484
Phone: 708.534.5200 Fax: 708.534.5211

Report To _____ (optional)	Bill To _____ (optional)
Contact: _____	Contact: _____
Company: _____	Company: _____
Address: _____	Address: _____
Address: _____	Address: _____
Phone: _____	Phone: _____
Fax: _____	Fax: _____
E-Mail: _____	PO#/Reference# _____

Chain of Custody Record

Lab Job #: 500-107642

Chain of Custody Number: _____

Page _____ of _____

Temperature °C of Cooler: _____

Client		Client Project #		Preservative		Parameter		Sampler		Lab Project #		Lab PM		Preservative Key	
EE		1009341-0008.01						S. Cooper		50011864		D. Wright		1. HCL, Cool to 4° 2. H2SO4, Cool to 4° 3. HNO3, Cool to 4° 4. NaOH, Cool to 4° 5. NaOH/Zn, Cool to 4° 6. NaHSO4 7. Cool to 4° 8. None 9. Other	
Project Name		Project Location/State		Sampling		# of Containers		Matrix		Date		Time		Comments	
IL 38		Kane County, IL													
Lab ID	MS/MSD	Sample ID	Date	Time	# of Containers	Matrix	VOC	SVOC	Total TAC	TCMP/STP	TAC	W/L	PH/S	Other	Comments
8		S011-2A-B01 (0-1)	2/16/16	1420	2 S		X	X	X	X	X	X	X		
 [Handwritten signature and date 2-16-16] 															

Turnaround Time Required (Business Days):
 1 Day 2 Days 5 Days 7 Days 10 Days 15 Days Other

Requested Due Date: _____

Sample Disposal:
 Return to Client Disposal by Lab Archive for _____ Months (A fee may be assessed if samples are retained longer than 1 month)

Relinquished By: <u>[Signature]</u> Company: <u>EE</u> Date: <u>2/16/16</u> Time: <u>1530</u>	Received By: <u>[Signature]</u> Company: <u>TA</u> Date: <u>2/16/16</u> Time: <u>1530</u>
Relinquished By: <u>[Signature]</u> Company: <u>TA</u> Date: <u>2/16/16</u> Time: <u>1715</u>	Received By: <u>[Signature]</u> Company: <u>TA-EPT</u> Date: <u>2/17/16</u> Time: <u>0745</u>

Lab Courier: [Signature]

Shipped: _____

Hand Delivered: _____

- Matrix Key
- WW - Wastewater
 - W - Water
 - S - Soil
 - SL - Sludge
 - MS - Miscellaneous
 - OL - Oil
 - A - Air
 - SE - Sediment
 - SO - Soil
 - L - Leachate
 - WI - Wipe
 - DW - Drinking Water
 - O - Other

Client Comments:

Lab Comments:

Login Sample Receipt Checklist

Client: Ecology and Environment, Inc.

Job Number: 500-107642-5

Login Number: 107642

List Source: TestAmerica Chicago

List Number: 1

Creator: Scott, Sherri L

Question	Answer	Comment
Radioactivity wasn't checked or is \leq background as measured by a survey meter.	True	
The cooler's custody seal, if present, is intact.	True	
Sample custody seals, if present, are intact.	True	
The cooler or samples do not appear to have been compromised or tampered with.	True	
Samples were received on ice.	True	
Cooler Temperature is acceptable.	True	
Cooler Temperature is recorded.	True	2.8,2.5,3.2,3.5
COC is present.	True	
COC is filled out in ink and legible.	True	
COC is filled out with all pertinent information.	True	
Is the Field Sampler's name present on COC?	True	
There are no discrepancies between the containers received and the COC.	True	
Samples are received within Holding Time (excluding tests with immediate HTs)	True	
Sample containers have legible labels.	True	
Containers are not broken or leaking.	True	
Sample collection date/times are provided.	True	
Appropriate sample containers are used.	True	
Sample bottles are completely filled.	True	
Sample Preservation Verified.	True	
There is sufficient vol. for all requested analyses, incl. any requested MS/MSDs	True	
Containers requiring zero headspace have no headspace or bubble is <math><6\text{mm}</math> (1/4").	N/A	
Multiphasic samples are not present.	True	
Samples do not require splitting or compositing.	True	
Residual Chlorine Checked.	N/A	





Bureau of Land • 1021 North Grand Avenue East • P.O. Box 19276 • Springfield • Illinois • 62794-9276

Uncontaminated Soil Certification by Licensed Professional Engineer or Licensed Professional Geologist for Use of Uncontaminated Soil as Fill in a CCDD or Uncontaminated Soil Fill Operation LPC-663

Revised in accordance with 35 Ill. Adm. Code 1100, as amended by PCB R2012-009 (eff. Aug. 27, 2012)

This certification form is to be used by professional engineers and professional geologists to certify, pursuant to 35 Ill. Adm. Code 1100.205(a)(1)(B), that soil (i) is uncontaminated soil and (ii) is within a pH range of 6.26 to 9.0. If you have questions about this form, please telephone the Bureau of Land Permit Section at 217/524-3300.

This form may be completed online, saved locally, printed and signed, and submitted to prospective clean construction or demolition debris (CCDD) fill operations or uncontaminated soil fill operations.

I. Source Location Information

(Describe the location of the source of the uncontaminated soil)

Project Name: FAP 347 (IL Route 38) Office Phone Number, if available: _____

Physical Site Location (address, including number and street):
46W 700 block of IL 38 ISGS #3011-31 (Agricultural Land)

City: Maple Park State: IL Zip Code: 60151

County: Kane Township: Virgil

Lat/Long of approximate center of site in decimal degrees (DD.ddddd) to five decimal places (e.g., 40.67890, -90.12345):

Latitude: 41.898091 Longitude: -88.525572
(Decimal Degrees) (-Decimal Degrees)

Identify how the lat/long data were determined:

- GPS Map Interpolation Photo Interpolation Survey Other

IEPA Site Number(s), if assigned: BOL: _____ BOW: _____ BOA: _____

II. Owner/Operator Information for Source Site

Site Owner

Site Operator

Name: Illinois Department of Transportation

Name: Illinois Department of Transportation

Street Address: 201 West Center Court

Street Address: 201 West Center Court

PO Box: _____

PO Box: _____

City: Schaumburg State: IL

City: Schaumburg State: IL

Zip Code: 60196-1096 Phone: 847-705-4159

Zip Code: 60196-1096 Phone: 847-705-4159

Contact: Sam Mead

Contact: Sam Mead

Email, if available: Sam.Mead@illinois.gov

Email, if available: Sam.Mead@illinois.gov

This Agency is authorized to require this information under Section 4 and Title X of the Environmental Protection Act (415 ILCS 5/4, 5/39). Failure to disclose this information may result in: a civil penalty of not to exceed \$50,000 for the violation and an additional civil penalty of not to exceed \$10,000 for each day during which the violation continues (415 ILCS 5/42). This form has been approved by the Forms Management Center.

Project Name: FAP 347 (IL Route 38)

Latitude: 41.898091 Longitude: -88.525572

Uncontaminated Site Certification

III. Basis for Certification and Attachments

For each item listed below, reference the attachments to this form that provide the required information.

- a. A Description of the soil sample points and how they were determined to be sufficient in number and appropriately located 35 Ill. Adm. Code 1100.610(a):

Locations 3011-31-B01, B04 ,B05 , and 3011-33-B01 were sampled within the construction zone adjacent to ISGS #3011-31 (Agricultural Land). Refer to PSI Report for ISGS #3011-31 (Agricultural Land) including Table 4-4, and Figures 4-5A&B.

- b. Analytical soil testing results to show that soil chemical constituents comply with the maximum allowable concentrations established pursuant to 35 Ill. Adm. Code Part 1100, Subpart F and that the soil pH is within the range of 6.25 to 9.0, including the documentation of chain of custody control, a copy of the lab analysis; the accreditation status of the laboratory performing the analysis; and certification by an authorized agent of the laboratory that the analysis has been performed in accordance with the Agency's rules for the accreditation of environmental and the scope of the accreditation [35 Ill. Adm. Code 1100.201(g), 1100.205(a), 1100.610]:

See attached data summary table and associated laboratory data package J107642-6 and J107642-8.

IV. Certification Statement, Signature and Seal of Licensed Professional Engineer or Licensed Professional Geologist

I, Neil J. Brown (name of licensed professional engineer or geologist) certify under penalty of law that the information submitted, including but not limited to, all attachments and other information, is to the best of my knowledge and belief, true, accurate and complete. In accordance with the Environmental Protection Act [415 ILCS 5/22.51 or 22.51a] and 35 Ill. Adm. Code 1100.205(a), I certify that the soil from this site is uncontaminated soil. I also certify that the soil pH is within the range of 6.25 to 9.0. In addition, I certify that the soil has not been removed from the site as part of a cleanup or removal of contaminants. All necessary documentation is attached.

Any person who knowingly makes a false, fictitious, or fraudulent material statement, orally or in writing, to the Illinois EPA commits a Class 4 felony. A second or subsequent offense after conviction is a Class 3 felony. (415 ILCS 5/44(h))

Company Name: Ecology and Environment, Inc.
 Street Address: 33 West Monroe Street
 City: Chicago State: IL Zip Code: 60603
 Phone: 312-578-9243
 Neil J. Brown

Printed Name:

Neil J. Brown
 Licensed Professional Engineer or
 Licensed Professional Geologist Signature:

3/17/16
 Date:



P.E. or L.P.G. Seal:




Analytical Data Summary

PTB #176-001; IDOT Job #D-91-339-15; Project #P-91-141-15; WorkOrder #08A

Key to Data Tables

- MAC = Maximum Allowable Concentration of Chemical Constituent in
Uncontaminated Soil Used as Fill Material At Regulated Fill Operations
- mg/kg = Milligrams per kilogram.
- mg/L = Milligrams per liter.
- MSA = Metropolitan Statistical Area
- TACO = Tiered Approach to Corrective Action Objectives
- TCLP = Toxicity Characteristic Leaching Procedure.
- SCGIER = Soil Component of the Groundwater Ingestion Exposure Route
- SPLP = Synthetic Precipitation Leaching Procedure.
- ND = Not detected.
- NA = Not analyzed.
- J = Estimated value.
- U = Analyte was analyzed for but not detected.

Criteria Qualifiers and Shading

- † = Concentration exceeds the most stringent MAC.
- m = Concentration exceeds the MAC for an MSA.
- * = Concentration exceeds the MAC for Chicago corporate limits.
- L = The detected TCLP/SPLP concentration exceeds the TACO Tier 1 RO for the SCGIER.
-  = Concentration exceeds the most stringent MAC, but is below the MAC for an MSA.
-  = Concentration exceeds the most stringent MAC and the MAC for Chicago corporate limits.
-  = Concentration exceeds applicable comparison criteria.

CONTAMINANTS OF CONCERN

SITE	ISGS #3011-31 (Agricultural Land)			Comparison Criteria			
	3011-31-B01	3011-31-B04	3011-31-B05	MACs			TACO
SAMPLE	3011-31-B01 (0-1)	3011-31-B04 (0-1)	3011-31-B05 (0-1)	Most Stringent	Within an MSA	Within Chicago	SCGIER
MATRIX	Soil	Soil	Soil				
DEPTH (feet)	0-1	0-1	0-1				
pH	8.56	8.62	8.37				
VOCs (None Detected)							
SVOCs (mg/kg)							
Acenaphthene	ND U	ND U	ND U	570	--	--	--
Acenaphthylene	ND U	0.0073 J	ND U	--	--	--	--
Anthracene	0.015 J	0.017 J	0.017 J	12,000	--	--	--
Benzo[a]anthracene	0.063	0.057	0.08	0.9	1.8	1.1	--
Benzo[a]pyrene	0.096 †	0.059	0.12 †	0.09	2.1	1.3	--
Benzo[b]fluoranthene	0.13	0.089	0.21	0.9	2.1	1.5	--
Benzo[g,h,i]perylene	0.08	0.044	0.17	--	--	--	--
Benzo[k]fluoranthene	0.047	0.04	0.071	9	--	--	--
Chrysene	0.081	0.071	0.12	88	--	--	--
Fluoranthene	0.086	0.1	0.1	3,100	--	--	--
Fluorene	ND U	ND U	ND U	560	--	--	--
Indeno[1,2,3-cd]pyrene	0.068	0.041	0.11	0.9	1.6	0.9	--
Naphthalene	ND U	ND U	ND U	1.8	--	--	--
Phenanthrene	0.081	0.087	0.078	--	--	--	--
Pyrene	0.24	0.17	0.26	2,300	--	--	--
Inorganics (mg/kg)							
Antimony	0.39 J	0.25 J	0.31 J	5	--	--	--
Arsenic	5.9	3.7	3.5	11.3	13	--	--
Barium	55	47	41	1,500	--	--	--
Beryllium	0.18 J	0.29	0.29	22	--	--	--
Boron	11	7.6	7.2	40	--	--	--
Cadmium	0.26	0.21	0.15	5.2	--	--	--
Calcium	160,000	100,000	160,000	--	--	--	--
Chromium	15	12	11	21	--	--	--
Cobalt	2.8	5.4	4.3	20	--	--	--
Copper	8.6	12	9.7	2,900	--	--	--
Iron	6,400	8,700	7,900	15,000	15,900	--	--
Lead	110 †	50	25	107	--	--	--
Magnesium	88,000	44,000	88,000	325,000	--	--	--
Manganese	320	300	350	630	636	--	--
Mercury	0.028	0.028	0.019	0.89	--	--	--
Nickel	7.4	13	11	100	--	--	--
Potassium	460	550	570	--	--	--	--
Selenium	0.45 J	0.41 J	0.49 J	1.3	--	--	--
Sodium	1,400	1,700	1,900	--	--	--	--
Vanadium	10	15	15	550	--	--	--
Zinc	41	47	38	5,100	--	--	--
TCLP Metals (mg/L)							
Barium	0.31 J	0.55	0.28 J	--	--	--	2
Boron	0.54	0.74	0.35 J	--	--	--	2
Cobalt	ND U	ND U	ND U	--	--	--	1
Lead	ND U	ND U	ND U	--	--	--	0.0075
Manganese	0.74 L	2.2 L	0.93 L	--	--	--	0.15
Nickel	0.013 J	0.014 J	ND U	--	--	--	0.1
Zinc	0.6	0.15 J	ND U	--	--	--	5
SPLP Metals (mg/L)							
Lead	NA	NA	NA	--	--	--	0.0075
Manganese	0.017 J	0.33 L	ND U	--	--	--	0.15

CONTAMINANTS OF CONCERN

SITE	ISGS #3011-33 (Residence)	Comparison Criteria			
		MACs			TACO
BORING	3011-33-B01				
SAMPLE	3011-33-B01 (0-1)	Most Stringent	Within an MSA	Within Chicago	SCGIER
MATRIX	Soil				
DEPTH (feet)	0-1				
pH	8.29				
VOCs (mg/kg)					
2-Butanone (MEK)	0.013	--	--	--	--
Acetone	0.11	25	--	--	--
SVOCs (mg/kg)					
Anthracene	0.011 J	12,000	--	--	--
Benzo[a]anthracene	0.061	0.9	1.8	1.1	--
Benzo[a]pyrene	0.081	0.09	2.1	1.3	--
Benzo[b]fluoranthene	0.13	0.9	2.1	1.5	--
Benzo[g,h,i]perylene	0.12	--	--	--	--
Benzo[k]fluoranthene	0.051	9	--	--	--
Chrysene	0.092	88	--	--	--
Fluoranthene	0.087	3,100	--	--	--
Indeno[1,2,3-cd]pyrene	0.088	0.9	1.6	0.9	--
Phenanthrene	0.062	--	--	--	--
Pyrene	0.2	2,300	--	--	--
Inorganics (mg/kg)					
Antimony	0.31 J	5	--	--	--
Arsenic	4.7	11.3	13	--	--
Barium	48	1,500	--	--	--
Beryllium	0.29	22	--	--	--
Boron	5.7	40	--	--	--
Cadmium	0.23	5.2	--	--	--
Calcium	110,000	--	--	--	--
Chromium	9.8	21	--	--	--
Cobalt	5.8	20	--	--	--
Copper	10	2,900	--	--	--
Iron	9,000	15,000	15,900	--	--
Lead	53	107	--	--	--
Magnesium	60,000	325,000	--	--	--
Manganese	390	630	636	--	--
Mercury	0.12	0.89	--	--	--
Nickel	12	100	--	--	--
Potassium	540	--	--	--	--
Selenium	0.48	1.3	--	--	--
Sodium	1,700	--	--	--	--
Thallium	0.32 J	2.6	--	--	--
Vanadium	13	550	--	--	--
Zinc	54	5,100	--	--	--
TCLP Metals (mg/L)					
Barium	0.45 J	--	--	--	2
Boron	0.44 J	--	--	--	2
Manganese	0.98 L	--	--	--	0.15
Zinc	0.81 J	--	--	--	5
SPLP Metals (mg/L)					
Manganese	0.83 L	--	--	--	0.15

TestAmerica

THE LEADER IN ENVIRONMENTAL TESTING

ANALYTICAL REPORT

TestAmerica Laboratories, Inc.
TestAmerica Chicago
2417 Bond Street
University Park, IL 60484
Tel: (708)534-5200

TestAmerica Job ID: 500-107642-6
Client Project/Site: IDOT - IL 38 - WO 008

For:
Ecology and Environment, Inc.
33 West Monroe St.
Suite 1410
Chicago, Illinois 60603

Attn: Mr. Dean Tiebout

Jodie Bracken

Authorized for release by:
2/29/2016 5:09:54 PM
Jodie Bracken, Project Management Assistant II
jodie.bracken@testamericainc.com

Designee for
Richard Wright, Senior Project Manager
(708)534-5200
richard.wright@testamericainc.com

LINKS

Review your project
results through
TotalAccess

Have a Question?



Visit us at:
www.testamericainc.com

The test results in this report meet all 2003 NELAC and 2009 TNI requirements for accredited parameters, exceptions are noted in this report. This report may not be reproduced except in full, and with written approval from the laboratory. For questions please contact the Project Manager at the e-mail address or telephone number listed on this page.

This report has been electronically signed and authorized by the signatory. Electronic signature is intended to be the legally binding equivalent of a traditionally handwritten signature.

Results relate only to the items tested and the sample(s) as received by the laboratory.

1

2

3

4

5

6

7

8

9

10



Table of Contents

Cover Page	1
Table of Contents	2
Case Narrative	3
Detection Summary	4
Sample Summary	9
Client Sample Results	10
Definitions	30
Certification Summary	31
Chain of Custody	32
Receipt Checklists	33

Case Narrative

Client: Ecology and Environment, Inc.
Project/Site: IDOT - IL 38 - WO 008

TestAmerica Job ID: 500-107642-6

Job ID: 500-107642-6

Laboratory: TestAmerica Chicago

Narrative

Job Narrative 500-107642-6

Comments

No additional comments.

Receipt

The samples were received on 2/17/2016 7:45 AM; the samples arrived in good condition, properly preserved and, where required, on ice. The temperatures of the 4 coolers at receipt time were 2.5° C, 2.8° C, 3.2° C and 3.5° C.

GC/MS VOA

Method(s) 8260B: The following analyte recovered outside control limits for the LCS/LCSD associated with 500-324046: Bromomethane. This is not indicative of a systematic control problem because this was a random marginal exceedance. Qualified results have been reported.

Method(s) 8260B: The laboratory control sample (LCS) and / or laboratory control sample duplicate (LCSD) for 500-324046 recovered outside control limits for the following analyte: 1,2-Dichloropropane. This analyte was biased high in the LCS/LCSD and was not detected in the associated samples; therefore, the data have been reported.

No additional analytical or quality issues were noted, other than those described above or in the Definitions/Glossary page.

GC/MS Semi VOA

Method(s) 8270D: The following sample contained one acid surrogate and/or one base/neutral surrogate outside acceptance limits: 3011-31-B01 (0-1) (500-107642-9), 3011-31-B02 (0-1) (500-107642-10), 3011-31-B03 (0-1) (500-107642-11), 3011-31-B04 (0-1) (500-107642-12), 3011-31-B05 (0-1) (500-107642-13), (500-107642-E-1-B MS) and (500-107642-E-1-C MSD). The laboratory's SOP allows one acid and one base/neutral surrogate to be outside acceptance limits; therefore, re-extraction was not performed. These results have been reported and qualified.

No additional analytical or quality issues were noted, other than those described above or in the Definitions/Glossary page.

Metals

Method(s) 6010B: The method blank for preparation batch 500-324239 and analytical batch 500-324569 contained Calcium, Chromium, and Magnesium above the reporting limit (RL). Associated samples 3011-31-B01 (0-1) (500-107642-9), 3011-31-B02 (0-1) (500-107642-10), 3011-31-B03 (0-1) (500-107642-11), 3011-31-B04 (0-1) (500-107642-12), 3011-31-B05 (0-1) (500-107642-13) and (500-107642-E-1-H) were not re-extracted and/or re-analyzed because results were greater than 10X the value found in the method blank.

No additional analytical or quality issues were noted, other than those described above or in the Definitions/Glossary page.

General Chemistry

No analytical or quality issues were noted, other than those described in the Definitions/Glossary page.

Organic Prep

No analytical or quality issues were noted, other than those described in the Definitions/Glossary page.

Detection Summary

Client: Ecology and Environment, Inc.
Project/Site: IDOT - IL 38 - WO 008

TestAmerica Job ID: 500-107642-6

Client Sample ID: 3011-31-B01 (0-1)

Lab Sample ID: 500-107642-9

Analyte	Result	Qualifier	RL	MDL	Unit	Dil Fac	D	Method	Prep Type
Phenanthrene	0.081		0.035	0.0050	mg/Kg	1	☼	8270D	Total/NA
Anthracene	0.015	J	0.035	0.0059	mg/Kg	1	☼	8270D	Total/NA
Fluoranthene	0.086		0.035	0.0066	mg/Kg	1	☼	8270D	Total/NA
Pyrene	0.24		0.035	0.0071	mg/Kg	1	☼	8270D	Total/NA
Benzo[a]anthracene	0.063		0.035	0.0048	mg/Kg	1	☼	8270D	Total/NA
Chrysene	0.081		0.035	0.0097	mg/Kg	1	☼	8270D	Total/NA
Benzo[b]fluoranthene	0.13		0.035	0.0077	mg/Kg	1	☼	8270D	Total/NA
Benzo[k]fluoranthene	0.047		0.035	0.010	mg/Kg	1	☼	8270D	Total/NA
Benzo[a]pyrene	0.096		0.035	0.0069	mg/Kg	1	☼	8270D	Total/NA
Indeno[1,2,3-cd]pyrene	0.068		0.035	0.0092	mg/Kg	1	☼	8270D	Total/NA
Benzo[g,h,i]perylene	0.080		0.035	0.011	mg/Kg	1	☼	8270D	Total/NA
Antimony	0.39	J	1.1	0.22	mg/Kg	1	☼	6010B	Total/NA
Arsenic	5.9		0.53	0.24	mg/Kg	1	☼	6010B	Total/NA
Barium	55		0.53	0.096	mg/Kg	1	☼	6010B	Total/NA
Beryllium	0.18	J	0.21	0.046	mg/Kg	1	☼	6010B	Total/NA
Boron	11		2.6	0.37	mg/Kg	1	☼	6010B	Total/NA
Cadmium	0.26		0.11	0.030	mg/Kg	1	☼	6010B	Total/NA
Calcium	160000	B	110	34	mg/Kg	10	☼	6010B	Total/NA
Chromium	15	B	0.53	0.090	mg/Kg	1	☼	6010B	Total/NA
Cobalt	2.8		0.26	0.059	mg/Kg	1	☼	6010B	Total/NA
Copper	8.6		0.53	0.11	mg/Kg	1	☼	6010B	Total/NA
Iron	6400	B	11	4.1	mg/Kg	1	☼	6010B	Total/NA
Lead	110		0.26	0.13	mg/Kg	1	☼	6010B	Total/NA
Magnesium	88000	B	53	21	mg/Kg	10	☼	6010B	Total/NA
Manganese	320		0.53	0.10	mg/Kg	1	☼	6010B	Total/NA
Nickel	7.4	B	0.53	0.14	mg/Kg	1	☼	6010B	Total/NA
Potassium	460		26	4.3	mg/Kg	1	☼	6010B	Total/NA
Selenium	0.45	J	0.53	0.26	mg/Kg	1	☼	6010B	Total/NA
Sodium	1400		53	6.9	mg/Kg	1	☼	6010B	Total/NA
Vanadium	10		0.26	0.077	mg/Kg	1	☼	6010B	Total/NA
Zinc	41	B	5.3	1.7	mg/Kg	5	☼	6010B	Total/NA
Barium	0.31	J	0.50	0.050	mg/L	1		6010B	TCLP
Boron	0.54		0.50	0.050	mg/L	1		6010B	TCLP
Manganese	0.74		0.025	0.010	mg/L	1		6010B	TCLP
Nickel	0.013	J	0.025	0.010	mg/L	1		6010B	TCLP
Zinc	0.60	B	0.50	0.020	mg/L	1		6010B	TCLP
Manganese	0.017	J	0.025	0.010	mg/L	1		6010B	SPLP East
Mercury	0.028		0.017	0.0088	mg/Kg	1	☼	7471B	Total/NA
pH	8.56		0.200	0.200	SU	1		9045D	Total/NA

This Detection Summary does not include radiochemical test results.

TestAmerica Chicago

Detection Summary

Client: Ecology and Environment, Inc.
Project/Site: IDOT - IL 38 - WO 008

TestAmerica Job ID: 500-107642-6

- 1
- 2
- 3
- 4
- 5
- 6
- 7
- 8
- 9
- 10

Client Sample ID: 3011-31-B04 (0-1)

Lab Sample ID: 500-107642-12

Analyte	Result	Qualifier	RL	MDL	Unit	Dil	Fac	D	Method	Prep Type
Acenaphthylene	0.0073	J	0.036	0.0048	mg/Kg	1	☼	8270D	Total/NA	
Phenanthrene	0.087		0.036	0.0050	mg/Kg	1	☼	8270D	Total/NA	
Anthracene	0.017	J	0.036	0.0060	mg/Kg	1	☼	8270D	Total/NA	
Fluoranthene	0.10		0.036	0.0067	mg/Kg	1	☼	8270D	Total/NA	
Pyrene	0.17		0.036	0.0072	mg/Kg	1	☼	8270D	Total/NA	
Benzo[a]anthracene	0.057		0.036	0.0049	mg/Kg	1	☼	8270D	Total/NA	
Chrysene	0.071		0.036	0.0099	mg/Kg	1	☼	8270D	Total/NA	
Benzo[b]fluoranthene	0.089		0.036	0.0078	mg/Kg	1	☼	8270D	Total/NA	
Benzo[k]fluoranthene	0.040		0.036	0.011	mg/Kg	1	☼	8270D	Total/NA	
Benzo[a]pyrene	0.059		0.036	0.0070	mg/Kg	1	☼	8270D	Total/NA	
Indeno[1,2,3-cd]pyrene	0.041		0.036	0.0094	mg/Kg	1	☼	8270D	Total/NA	
Benzo[g,h,i]perylene	0.044		0.036	0.012	mg/Kg	1	☼	8270D	Total/NA	
Antimony	0.25	J	0.99	0.21	mg/Kg	1	☼	6010B	Total/NA	
Arsenic	3.7		0.50	0.23	mg/Kg	1	☼	6010B	Total/NA	
Barium	47		0.50	0.091	mg/Kg	1	☼	6010B	Total/NA	

This Detection Summary does not include radiochemical test results.

TestAmerica Chicago

Detection Summary

Client: Ecology and Environment, Inc.
Project/Site: IDOT - IL 38 - WO 008

TestAmerica Job ID: 500-107642-6

Client Sample ID: 3011-31-B04 (0-1) (Continued)

Lab Sample ID: 500-107642-12

Analyte	Result	Qualifier	RL	MDL	Unit	Dil Fac	D	Method	Prep Type
Beryllium	0.29		0.20	0.043	mg/Kg	1	☼	6010B	Total/NA
Boron	7.6		2.5	0.35	mg/Kg	1	☼	6010B	Total/NA
Cadmium	0.21		0.099	0.029	mg/Kg	1	☼	6010B	Total/NA
Calcium	100000	B	99	32	mg/Kg	10	☼	6010B	Total/NA
Chromium	12	B	0.50	0.085	mg/Kg	1	☼	6010B	Total/NA
Cobalt	5.4		0.25	0.056	mg/Kg	1	☼	6010B	Total/NA
Copper	12		0.50	0.11	mg/Kg	1	☼	6010B	Total/NA
Iron	8700	B	9.9	3.8	mg/Kg	1	☼	6010B	Total/NA
Lead	50		0.25	0.12	mg/Kg	1	☼	6010B	Total/NA
Magnesium	44000	B	5.0	2.0	mg/Kg	1	☼	6010B	Total/NA
Manganese	300		0.50	0.098	mg/Kg	1	☼	6010B	Total/NA
Nickel	13	B	0.50	0.13	mg/Kg	1	☼	6010B	Total/NA
Potassium	550		25	4.1	mg/Kg	1	☼	6010B	Total/NA
Selenium	0.41	J	0.50	0.25	mg/Kg	1	☼	6010B	Total/NA
Sodium	1700		50	6.6	mg/Kg	1	☼	6010B	Total/NA
Vanadium	15		0.25	0.073	mg/Kg	1	☼	6010B	Total/NA
Zinc	47	B	5.0	1.6	mg/Kg	5	☼	6010B	Total/NA
Barium	0.55		0.50	0.050	mg/L	1		6010B	TCLP
Boron	0.74		0.50	0.050	mg/L	1		6010B	TCLP
Manganese	2.2		0.025	0.010	mg/L	1		6010B	TCLP
Nickel	0.014	J	0.025	0.010	mg/L	1		6010B	TCLP
Zinc	0.15	J B	0.50	0.020	mg/L	1		6010B	TCLP
Manganese	0.33		0.025	0.010	mg/L	1		6010B	SPLP East
Mercury	0.028		0.017	0.0087	mg/Kg	1	☼	7471B	Total/NA
pH	8.62		0.200	0.200	SU	1		9045D	Total/NA

Client Sample ID: 3011-31-B05 (0-1)

Lab Sample ID: 500-107642-13

Analyte	Result	Qualifier	RL	MDL	Unit	Dil Fac	D	Method	Prep Type
Phenanthrene	0.078		0.038	0.0054	mg/Kg	1	☼	8270D	Total/NA
Anthracene	0.017	J	0.038	0.0065	mg/Kg	1	☼	8270D	Total/NA
Fluoranthene	0.10		0.038	0.0072	mg/Kg	1	☼	8270D	Total/NA
Pyrene	0.26		0.038	0.0077	mg/Kg	1	☼	8270D	Total/NA
Benzo[a]anthracene	0.080		0.038	0.0052	mg/Kg	1	☼	8270D	Total/NA
Chrysene	0.12		0.038	0.011	mg/Kg	1	☼	8270D	Total/NA
Benzo[b]fluoranthene	0.21		0.038	0.0084	mg/Kg	1	☼	8270D	Total/NA
Benzo[k]fluoranthene	0.071		0.038	0.011	mg/Kg	1	☼	8270D	Total/NA
Benzo[a]pyrene	0.12		0.038	0.0075	mg/Kg	1	☼	8270D	Total/NA
Indeno[1,2,3-cd]pyrene	0.11		0.038	0.010	mg/Kg	1	☼	8270D	Total/NA
Benzo[g,h,i]perylene	0.17		0.038	0.012	mg/Kg	1	☼	8270D	Total/NA
Antimony	0.31	J	1.1	0.22	mg/Kg	1	☼	6010B	Total/NA
Arsenic	3.5		0.53	0.24	mg/Kg	1	☼	6010B	Total/NA
Barium	41		0.53	0.097	mg/Kg	1	☼	6010B	Total/NA
Beryllium	0.29		0.21	0.046	mg/Kg	1	☼	6010B	Total/NA
Boron	7.2		2.6	0.37	mg/Kg	1	☼	6010B	Total/NA
Cadmium	0.15		0.11	0.031	mg/Kg	1	☼	6010B	Total/NA
Calcium	160000	B	110	34	mg/Kg	10	☼	6010B	Total/NA
Chromium	11	B	0.53	0.091	mg/Kg	1	☼	6010B	Total/NA
Cobalt	4.3		0.26	0.060	mg/Kg	1	☼	6010B	Total/NA
Copper	9.7		0.53	0.11	mg/Kg	1	☼	6010B	Total/NA

This Detection Summary does not include radiochemical test results.

TestAmerica Chicago

Detection Summary

Client: Ecology and Environment, Inc.
 Project/Site: IDOT - IL 38 - WO 008

TestAmerica Job ID: 500-107642-6

Client Sample ID: 3011-31-B05 (0-1) (Continued)

Lab Sample ID: 500-107642-13

Analyte	Result	Qualifier	RL	MDL	Unit	Dil Fac	D	Method	Prep Type
Iron	7900	B	11	4.1	mg/Kg	1	☼	6010B	Total/NA
Lead	25		0.26	0.13	mg/Kg	1	☼	6010B	Total/NA
Magnesium	88000	B	53	21	mg/Kg	10	☼	6010B	Total/NA
Manganese	350		0.53	0.10	mg/Kg	1	☼	6010B	Total/NA
Nickel	11	B	0.53	0.14	mg/Kg	1	☼	6010B	Total/NA
Potassium	570		26	4.3	mg/Kg	1	☼	6010B	Total/NA
Selenium	0.49	J	0.53	0.26	mg/Kg	1	☼	6010B	Total/NA
Sodium	1900		53	7.0	mg/Kg	1	☼	6010B	Total/NA
Vanadium	15		0.26	0.077	mg/Kg	1	☼	6010B	Total/NA
Zinc	38	B	5.3	1.7	mg/Kg	5	☼	6010B	Total/NA
Barium	0.28	J	0.50	0.050	mg/L	1		6010B	TCLP
Boron	0.35	J	0.50	0.050	mg/L	1		6010B	TCLP
Manganese	0.93		0.025	0.010	mg/L	1		6010B	TCLP
Zinc	0.074	J B	0.50	0.020	mg/L	1		6010B	TCLP
Mercury	0.019		0.018	0.0095	mg/Kg	1	☼	7471B	Total/NA
pH	8.37		0.200	0.200	SU	1		9045D	Total/NA

This Detection Summary does not include radiochemical test results.

TestAmerica Chicago

Sample Summary

Client: Ecology and Environment, Inc.
Project/Site: IDOT - IL 38 - WO 008

TestAmerica Job ID: 500-107642-6

Lab Sample ID	Client Sample ID	Matrix	Collected	Received
500-107642-9	3011-31-B01 (0-1)	Solid	02/16/16 09:40	02/17/16 07:45
500-107642-12	3011-31-B04 (0-1)	Solid	02/16/16 09:55	02/17/16 07:45
500-107642-13	3011-31-B05 (0-1)	Solid	02/16/16 10:00	02/17/16 07:45

1

2

3

4

5

6

7

8

9

10

Client Sample Results

Client: Ecology and Environment, Inc.
Project/Site: IDOT - IL 38 - WO 008

TestAmerica Job ID: 500-107642-6

Client Sample ID: 3011-31-B01 (0-1)

Lab Sample ID: 500-107642-9

Date Collected: 02/16/16 09:40

Matrix: Solid

Date Received: 02/17/16 07:45

Percent Solids: 90.9

Method: 8260B - Volatile Organic Compounds (GC/MS)

Analyte	Result	Qualifier	RL	MDL	Unit	D	Prepared	Analyzed	Dil Fac
Acetone	<0.016		0.016	0.0030	mg/Kg	☼	02/17/16 08:40	02/23/16 14:02	1
Benzene	<0.0039		0.0039	0.00087	mg/Kg	☼	02/17/16 08:40	02/23/16 14:02	1
Bromodichloromethane	<0.0039		0.0039	0.00066	mg/Kg	☼	02/17/16 08:40	02/23/16 14:02	1
Bromoform	<0.0039		0.0039	0.00080	mg/Kg	☼	02/17/16 08:40	02/23/16 14:02	1
Bromomethane	<0.0039	*	0.0039	0.0014	mg/Kg	☼	02/17/16 08:40	02/23/16 14:02	1
2-Butanone (MEK)	<0.0039		0.0039	0.0014	mg/Kg	☼	02/17/16 08:40	02/23/16 14:02	1
Carbon disulfide	<0.0039		0.0039	0.0014	mg/Kg	☼	02/17/16 08:40	02/23/16 14:02	1
Carbon tetrachloride	<0.0039		0.0039	0.00084	mg/Kg	☼	02/17/16 08:40	02/23/16 14:02	1
Chlorobenzene	<0.0039		0.0039	0.00092	mg/Kg	☼	02/17/16 08:40	02/23/16 14:02	1
Chloroethane	<0.0039		0.0039	0.0016	mg/Kg	☼	02/17/16 08:40	02/23/16 14:02	1
Chloroform	<0.0039		0.0039	0.00076	mg/Kg	☼	02/17/16 08:40	02/23/16 14:02	1
Chloromethane	<0.0039		0.0039	0.00094	mg/Kg	☼	02/17/16 08:40	02/23/16 14:02	1
cis-1,2-Dichloroethene	<0.0039		0.0039	0.00080	mg/Kg	☼	02/17/16 08:40	02/23/16 14:02	1
cis-1,3-Dichloropropene	<0.0039		0.0039	0.00089	mg/Kg	☼	02/17/16 08:40	02/23/16 14:02	1
Dibromochloromethane	<0.0039		0.0039	0.00045	mg/Kg	☼	02/17/16 08:40	02/23/16 14:02	1
1,1-Dichloroethane	<0.0039		0.0039	0.00080	mg/Kg	☼	02/17/16 08:40	02/23/16 14:02	1
1,2-Dichloroethane	<0.0039		0.0039	0.00058	mg/Kg	☼	02/17/16 08:40	02/23/16 14:02	1
1,1-Dichloroethene	<0.0039		0.0039	0.0014	mg/Kg	☼	02/17/16 08:40	02/23/16 14:02	1
1,2-Dichloropropane	<0.0039	*	0.0039	0.0010	mg/Kg	☼	02/17/16 08:40	02/23/16 14:02	1
1,3-Dichloropropane, Total	<0.0039		0.0039	0.0011	mg/Kg	☼	02/17/16 08:40	02/23/16 14:02	1
Ethylbenzene	<0.0039		0.0039	0.00097	mg/Kg	☼	02/17/16 08:40	02/23/16 14:02	1
2-Hexanone	<0.0039		0.0039	0.0012	mg/Kg	☼	02/17/16 08:40	02/23/16 14:02	1
Methylene Chloride	<0.0039		0.0039	0.0030	mg/Kg	☼	02/17/16 08:40	02/23/16 14:02	1
4-Methyl-2-pentanone (MIBK)	<0.0039		0.0039	0.00080	mg/Kg	☼	02/17/16 08:40	02/23/16 14:02	1
Methyl tert-butyl ether	<0.0039		0.0039	0.00092	mg/Kg	☼	02/17/16 08:40	02/23/16 14:02	1
Styrene	<0.0039		0.0039	0.00091	mg/Kg	☼	02/17/16 08:40	02/23/16 14:02	1
1,1,2,2-Tetrachloroethane	<0.0039		0.0039	0.00062	mg/Kg	☼	02/17/16 08:40	02/23/16 14:02	1
Tetrachloroethene	<0.0039		0.0039	0.00081	mg/Kg	☼	02/17/16 08:40	02/23/16 14:02	1
Toluene	<0.0039		0.0039	0.0014	mg/Kg	☼	02/17/16 08:40	02/23/16 14:02	1
trans-1,2-Dichloroethene	<0.0039		0.0039	0.00098	mg/Kg	☼	02/17/16 08:40	02/23/16 14:02	1
trans-1,3-Dichloropropene	<0.0039		0.0039	0.0011	mg/Kg	☼	02/17/16 08:40	02/23/16 14:02	1
1,1,1-Trichloroethane	<0.0039		0.0039	0.00091	mg/Kg	☼	02/17/16 08:40	02/23/16 14:02	1
1,1,2-Trichloroethane	<0.0039		0.0039	0.00076	mg/Kg	☼	02/17/16 08:40	02/23/16 14:02	1
Trichloroethene	<0.0039		0.0039	0.0011	mg/Kg	☼	02/17/16 08:40	02/23/16 14:02	1
Vinyl acetate	<0.0039		0.0039	0.0010	mg/Kg	☼	02/17/16 08:40	02/23/16 14:02	1
Vinyl chloride	<0.0039		0.0039	0.00093	mg/Kg	☼	02/17/16 08:40	02/23/16 14:02	1
Xylenes, Total	<0.0078		0.0078	0.0014	mg/Kg	☼	02/17/16 08:40	02/23/16 14:02	1

Surrogate	%Recovery	Qualifier	Limits	Prepared	Analyzed	Dil Fac
4-Bromofluorobenzene (Surr)	89		70 - 122	02/17/16 08:40	02/23/16 14:02	1
Dibromofluoromethane	88		75 - 120	02/17/16 08:40	02/23/16 14:02	1
1,2-Dichloroethane-d4 (Surr)	82		70 - 134	02/17/16 08:40	02/23/16 14:02	1
Toluene-d8 (Surr)	106		75 - 122	02/17/16 08:40	02/23/16 14:02	1

Method: 8270D - Semivolatile Organic Compounds (GC/MS)

Analyte	Result	Qualifier	RL	MDL	Unit	D	Prepared	Analyzed	Dil Fac
Phenol	<0.18		0.18	0.079	mg/Kg	☼	02/22/16 07:04	02/27/16 21:48	1
Bis(2-chloroethyl)ether	<0.18		0.18	0.053	mg/Kg	☼	02/22/16 07:04	02/27/16 21:48	1
1,3-Dichlorobenzene	<0.18		0.18	0.040	mg/Kg	☼	02/22/16 07:04	02/27/16 21:48	1
1,4-Dichlorobenzene	<0.18		0.18	0.046	mg/Kg	☼	02/22/16 07:04	02/27/16 21:48	1

TestAmerica Chicago

Client Sample Results

Client: Ecology and Environment, Inc.
Project/Site: IDOT - IL 38 - WO 008

TestAmerica Job ID: 500-107642-6

Client Sample ID: 3011-31-B01 (0-1)

Lab Sample ID: 500-107642-9

Date Collected: 02/16/16 09:40

Matrix: Solid

Date Received: 02/17/16 07:45

Percent Solids: 90.9

Method: 8270D - Semivolatile Organic Compounds (GC/MS) (Continued)

Analyte	Result	Qualifier	RL	MDL	Unit	D	Prepared	Analyzed	Dil Fac
1,2-Dichlorobenzene	<0.18		0.18	0.042	mg/Kg	☼	02/22/16 07:04	02/27/16 21:48	1
2-Methylphenol	<0.18		0.18	0.057	mg/Kg	☼	02/22/16 07:04	02/27/16 21:48	1
2,2'-oxybis[1-chloropropane]	<0.18		0.18	0.041	mg/Kg	☼	02/22/16 07:04	02/27/16 21:48	1
N-Nitrosodi-n-propylamine	<0.072		0.072	0.043	mg/Kg	☼	02/22/16 07:04	02/27/16 21:48	1
Hexachloroethane	<0.18		0.18	0.054	mg/Kg	☼	02/22/16 07:04	02/27/16 21:48	1
2-Chlorophenol	<0.18		0.18	0.061	mg/Kg	☼	02/22/16 07:04	02/27/16 21:48	1
Nitrobenzene	<0.035		0.035	0.0089	mg/Kg	☼	02/22/16 07:04	02/27/16 21:48	1
Bis(2-chloroethoxy)methane	<0.18		0.18	0.036	mg/Kg	☼	02/22/16 07:04	02/27/16 21:48	1
1,2,4-Trichlorobenzene	<0.18		0.18	0.038	mg/Kg	☼	02/22/16 07:04	02/27/16 21:48	1
Isophorone	<0.18		0.18	0.040	mg/Kg	☼	02/22/16 07:04	02/27/16 21:48	1
2,4-Dimethylphenol	<0.35		0.35	0.13	mg/Kg	☼	02/22/16 07:04	02/27/16 21:48	1
Hexachlorobutadiene	<0.18		0.18	0.056	mg/Kg	☼	02/22/16 07:04	02/27/16 21:48	1
Naphthalene	<0.035		0.035	0.0055	mg/Kg	☼	02/22/16 07:04	02/27/16 21:48	1
2,4-Dichlorophenol	<0.35		0.35	0.084	mg/Kg	☼	02/22/16 07:04	02/27/16 21:48	1
4-Chloroaniline	<0.72		0.72	0.17	mg/Kg	☼	02/22/16 07:04	02/27/16 21:48	1
2,4,6-Trichlorophenol	<0.35		0.35	0.12	mg/Kg	☼	02/22/16 07:04	02/27/16 21:48	1
2,4,5-Trichlorophenol	<0.35		0.35	0.081	mg/Kg	☼	02/22/16 07:04	02/27/16 21:48	1
Hexachlorocyclopentadiene	<0.72		0.72	0.20	mg/Kg	☼	02/22/16 07:04	02/27/16 21:48	1
2-Methylnaphthalene	<0.035		0.035	0.0065	mg/Kg	☼	02/22/16 07:04	02/27/16 21:48	1
2-Nitroaniline	<0.18		0.18	0.048	mg/Kg	☼	02/22/16 07:04	02/27/16 21:48	1
2-Chloronaphthalene	<0.18		0.18	0.039	mg/Kg	☼	02/22/16 07:04	02/27/16 21:48	1
4-Chloro-3-methylphenol	<0.35		0.35	0.12	mg/Kg	☼	02/22/16 07:04	02/27/16 21:48	1
2,6-Dinitrotoluene	<0.18		0.18	0.070	mg/Kg	☼	02/22/16 07:04	02/27/16 21:48	1
2-Nitrophenol	<0.35		0.35	0.084	mg/Kg	☼	02/22/16 07:04	02/27/16 21:48	1
3-Nitroaniline	<0.35		0.35	0.11	mg/Kg	☼	02/22/16 07:04	02/27/16 21:48	1
Dimethyl phthalate	<0.18		0.18	0.046	mg/Kg	☼	02/22/16 07:04	02/27/16 21:48	1
2,4-Dinitrophenol	<0.72		0.72	0.63	mg/Kg	☼	02/22/16 07:04	02/27/16 21:48	1
Acenaphthylene	<0.035		0.035	0.0047	mg/Kg	☼	02/22/16 07:04	02/27/16 21:48	1
2,4-Dinitrotoluene	<0.18		0.18	0.056	mg/Kg	☼	02/22/16 07:04	02/27/16 21:48	1
Acenaphthene	<0.035		0.035	0.0064	mg/Kg	☼	02/22/16 07:04	02/27/16 21:48	1
Dibenzofuran	<0.18		0.18	0.042	mg/Kg	☼	02/22/16 07:04	02/27/16 21:48	1
4-Nitrophenol	<0.72		0.72	0.34	mg/Kg	☼	02/22/16 07:04	02/27/16 21:48	1
Fluorene	<0.035		0.035	0.0050	mg/Kg	☼	02/22/16 07:04	02/27/16 21:48	1
4-Nitroaniline	<0.35		0.35	0.15	mg/Kg	☼	02/22/16 07:04	02/27/16 21:48	1
4-Bromophenyl phenyl ether	<0.18		0.18	0.047	mg/Kg	☼	02/22/16 07:04	02/27/16 21:48	1
Hexachlorobenzene	<0.072		0.072	0.0082	mg/Kg	☼	02/22/16 07:04	02/27/16 21:48	1
Diethyl phthalate	<0.18		0.18	0.060	mg/Kg	☼	02/22/16 07:04	02/27/16 21:48	1
4-Chlorophenyl phenyl ether	<0.18		0.18	0.042	mg/Kg	☼	02/22/16 07:04	02/27/16 21:48	1
Pentachlorophenol	<0.72		0.72	0.57	mg/Kg	☼	02/22/16 07:04	02/27/16 21:48	1
N-Nitrosodiphenylamine	<0.18		0.18	0.042	mg/Kg	☼	02/22/16 07:04	02/27/16 21:48	1
4,6-Dinitro-2-methylphenol	<0.72		0.72	0.29	mg/Kg	☼	02/22/16 07:04	02/27/16 21:48	1
Phenanthrene	0.081		0.035	0.0050	mg/Kg	☼	02/22/16 07:04	02/27/16 21:48	1
Anthracene	0.015 J		0.035	0.0059	mg/Kg	☼	02/22/16 07:04	02/27/16 21:48	1
Carbazole	<0.18		0.18	0.089	mg/Kg	☼	02/22/16 07:04	02/27/16 21:48	1
Di-n-butyl phthalate	<0.18		0.18	0.054	mg/Kg	☼	02/22/16 07:04	02/27/16 21:48	1
Fluoranthene	0.086		0.035	0.0066	mg/Kg	☼	02/22/16 07:04	02/27/16 21:48	1
Pyrene	0.24		0.035	0.0071	mg/Kg	☼	02/22/16 07:04	02/27/16 21:48	1
Butyl benzyl phthalate	<0.18		0.18	0.068	mg/Kg	☼	02/22/16 07:04	02/27/16 21:48	1
Benzo[a]anthracene	0.063		0.035	0.0048	mg/Kg	☼	02/22/16 07:04	02/27/16 21:48	1

TestAmerica Chicago

Client Sample Results

Client: Ecology and Environment, Inc.
Project/Site: IDOT - IL 38 - WO 008

TestAmerica Job ID: 500-107642-6

Client Sample ID: 3011-31-B01 (0-1)

Lab Sample ID: 500-107642-9

Date Collected: 02/16/16 09:40

Matrix: Solid

Date Received: 02/17/16 07:45

Percent Solids: 90.9

Method: 8270D - Semivolatile Organic Compounds (GC/MS) (Continued)

Analyte	Result	Qualifier	RL	MDL	Unit	D	Prepared	Analyzed	Dil Fac
Chrysene	0.081		0.035	0.0097	mg/Kg	☼	02/22/16 07:04	02/27/16 21:48	1
3,3'-Dichlorobenzidine	<0.18		0.18	0.050	mg/Kg	☼	02/22/16 07:04	02/27/16 21:48	1
Bis(2-ethylhexyl) phthalate	<0.18		0.18	0.065	mg/Kg	☼	02/22/16 07:04	02/27/16 21:48	1
Di-n-octyl phthalate	<0.18		0.18	0.058	mg/Kg	☼	02/22/16 07:04	02/27/16 21:48	1
Benzo[b]fluoranthene	0.13		0.035	0.0077	mg/Kg	☼	02/22/16 07:04	02/27/16 21:48	1
Benzo[k]fluoranthene	0.047		0.035	0.010	mg/Kg	☼	02/22/16 07:04	02/27/16 21:48	1
Benzo[a]pyrene	0.096		0.035	0.0069	mg/Kg	☼	02/22/16 07:04	02/27/16 21:48	1
Indeno[1,2,3-cd]pyrene	0.068		0.035	0.0092	mg/Kg	☼	02/22/16 07:04	02/27/16 21:48	1
Dibenz(a,h)anthracene	<0.035		0.035	0.0069	mg/Kg	☼	02/22/16 07:04	02/27/16 21:48	1
Benzo[g,h,i]perylene	0.080		0.035	0.011	mg/Kg	☼	02/22/16 07:04	02/27/16 21:48	1
3 & 4 Methylphenol	<0.18		0.18	0.059	mg/Kg	☼	02/22/16 07:04	02/27/16 21:48	1

Surrogate	%Recovery	Qualifier	Limits	Prepared	Analyzed	Dil Fac
2-Fluorophenol	80		25 - 110	02/22/16 07:04	02/27/16 21:48	1
Phenol-d5	79		31 - 110	02/22/16 07:04	02/27/16 21:48	1
Nitrobenzene-d5	85		25 - 115	02/22/16 07:04	02/27/16 21:48	1
2-Fluorobiphenyl	90		25 - 119	02/22/16 07:04	02/27/16 21:48	1
2,4,6-Tribromophenol	68		35 - 137	02/22/16 07:04	02/27/16 21:48	1
Terphenyl-d14	178 X		36 - 134	02/22/16 07:04	02/27/16 21:48	1

Method: 6010B - Metals (ICP)

Analyte	Result	Qualifier	RL	MDL	Unit	D	Prepared	Analyzed	Dil Fac
Antimony	0.39	J	1.1	0.22	mg/Kg	☼	02/24/16 08:46	02/26/16 02:24	1
Arsenic	5.9		0.53	0.24	mg/Kg	☼	02/24/16 08:46	02/26/16 02:24	1
Barium	55		0.53	0.096	mg/Kg	☼	02/24/16 08:46	02/26/16 02:24	1
Beryllium	0.18	J	0.21	0.046	mg/Kg	☼	02/24/16 08:46	02/26/16 02:24	1
Boron	11		2.6	0.37	mg/Kg	☼	02/24/16 08:46	02/26/16 02:24	1
Cadmium	0.26		0.11	0.030	mg/Kg	☼	02/24/16 08:46	02/26/16 02:24	1
Calcium	160000	B	110	34	mg/Kg	☼	02/24/16 08:46	02/26/16 04:34	10
Chromium	15	B	0.53	0.090	mg/Kg	☼	02/24/16 08:46	02/26/16 02:24	1
Cobalt	2.8		0.26	0.059	mg/Kg	☼	02/24/16 08:46	02/26/16 02:24	1
Copper	8.6		0.53	0.11	mg/Kg	☼	02/24/16 08:46	02/26/16 02:24	1
Iron	6400	B	11	4.1	mg/Kg	☼	02/24/16 08:46	02/26/16 02:24	1
Lead	110		0.26	0.13	mg/Kg	☼	02/24/16 08:46	02/26/16 02:24	1
Magnesium	88000	B	53	21	mg/Kg	☼	02/24/16 08:46	02/26/16 04:34	10
Manganese	320		0.53	0.10	mg/Kg	☼	02/24/16 08:46	02/26/16 02:24	1
Nickel	7.4	B	0.53	0.14	mg/Kg	☼	02/24/16 08:46	02/26/16 02:24	1
Potassium	460		26	4.3	mg/Kg	☼	02/24/16 08:46	02/26/16 02:24	1
Selenium	0.45	J	0.53	0.26	mg/Kg	☼	02/24/16 08:46	02/26/16 02:24	1
Silver	<0.26		0.26	0.062	mg/Kg	☼	02/24/16 08:46	02/26/16 02:24	1
Sodium	1400		53	6.9	mg/Kg	☼	02/24/16 08:46	02/26/16 02:24	1
Thallium	<0.53		0.53	0.26	mg/Kg	☼	02/24/16 08:46	02/26/16 02:24	1
Vanadium	10		0.26	0.077	mg/Kg	☼	02/24/16 08:46	02/26/16 02:24	1
Zinc	41	B	5.3	1.7	mg/Kg	☼	02/24/16 08:46	02/26/16 16:29	5

Method: 6010B - Metals (ICP) - TCLP

Analyte	Result	Qualifier	RL	MDL	Unit	D	Prepared	Analyzed	Dil Fac
Barium	0.31	J	0.50	0.050	mg/L		02/23/16 09:14	02/24/16 20:40	1
Beryllium	<0.0040		0.0040	0.0040	mg/L		02/23/16 09:14	02/24/16 20:40	1
Boron	0.54		0.50	0.050	mg/L		02/23/16 09:14	02/24/16 20:40	1

TestAmerica Chicago

Client Sample Results

Client: Ecology and Environment, Inc.
Project/Site: IDOT - IL 38 - WO 008

TestAmerica Job ID: 500-107642-6

Client Sample ID: 3011-31-B01 (0-1)

Lab Sample ID: 500-107642-9

Date Collected: 02/16/16 09:40

Matrix: Solid

Date Received: 02/17/16 07:45

Percent Solids: 90.9

Method: 6010B - Metals (ICP) - TCLP (Continued)

Analyte	Result	Qualifier	RL	MDL	Unit	D	Prepared	Analyzed	Dil Fac
Cadmium	<0.0050		0.0050	0.0020	mg/L		02/23/16 09:14	02/24/16 20:40	1
Chromium	<0.025		0.025	0.010	mg/L		02/23/16 09:14	02/24/16 20:40	1
Cobalt	<0.025		0.025	0.010	mg/L		02/23/16 09:14	02/24/16 20:40	1
Iron	<0.40		0.40	0.20	mg/L		02/23/16 09:14	02/24/16 20:40	1
Lead	<0.0075		0.0075	0.0075	mg/L		02/23/16 09:14	02/24/16 20:40	1
Manganese	0.74		0.025	0.010	mg/L		02/23/16 09:14	02/24/16 20:40	1
Nickel	0.013	J	0.025	0.010	mg/L		02/23/16 09:14	02/24/16 20:40	1
Selenium	<0.050		0.050	0.020	mg/L		02/23/16 09:14	02/24/16 20:40	1
Silver	<0.025		0.025	0.010	mg/L		02/23/16 09:14	02/24/16 20:40	1
Zinc	0.60	B	0.50	0.020	mg/L		02/23/16 09:14	02/24/16 20:40	1

Method: 6010B - Metals (ICP) - SPLP East

Analyte	Result	Qualifier	RL	MDL	Unit	D	Prepared	Analyzed	Dil Fac
Manganese	0.017	J	0.025	0.010	mg/L		02/23/16 09:24	02/25/16 08:37	1

Method: 6020A - Metals (ICP/MS) - TCLP

Analyte	Result	Qualifier	RL	MDL	Unit	D	Prepared	Analyzed	Dil Fac
Antimony	<0.0060		0.0060	0.0060	mg/L		02/23/16 09:14	02/23/16 16:47	1
Thallium	<0.0020		0.0020	0.0020	mg/L		02/23/16 09:14	02/23/16 16:47	1

Method: 7470A - TCLP Mercury - TCLP

Analyte	Result	Qualifier	RL	MDL	Unit	D	Prepared	Analyzed	Dil Fac
Mercury	<0.00020		0.00020	0.00020	mg/L		02/22/16 15:15	02/23/16 12:11	1

Method: 7471B - Mercury (CVAA)

Analyte	Result	Qualifier	RL	MDL	Unit	D	Prepared	Analyzed	Dil Fac
Mercury	0.028		0.017	0.0088	mg/Kg	☼	02/23/16 15:15	02/24/16 13:35	1

General Chemistry

Analyte	Result	Qualifier	RL	MDL	Unit	D	Prepared	Analyzed	Dil Fac
pH	8.56		0.200	0.200	SU			02/20/16 12:39	1

Client Sample Results

Client: Ecology and Environment, Inc.
Project/Site: IDOT - IL 38 - WO 008

TestAmerica Job ID: 500-107642-6

Client Sample ID: 3011-31-B04 (0-1)

Lab Sample ID: 500-107642-12

Date Collected: 02/16/16 09:55

Matrix: Solid

Date Received: 02/17/16 07:45

Percent Solids: 86.8

Method: 8260B - Volatile Organic Compounds (GC/MS)

Analyte	Result	Qualifier	RL	MDL	Unit	D	Prepared	Analyzed	Dil Fac
Acetone	<0.018		0.018	0.0034	mg/Kg	☼	02/17/16 08:40	02/23/16 15:18	1
Benzene	<0.0044		0.0044	0.00097	mg/Kg	☼	02/17/16 08:40	02/23/16 15:18	1
Bromodichloromethane	<0.0044		0.0044	0.00074	mg/Kg	☼	02/17/16 08:40	02/23/16 15:18	1
Bromoform	<0.0044		0.0044	0.00089	mg/Kg	☼	02/17/16 08:40	02/23/16 15:18	1
Bromomethane	<0.0044	*	0.0044	0.0016	mg/Kg	☼	02/17/16 08:40	02/23/16 15:18	1
2-Butanone (MEK)	<0.0044		0.0044	0.0016	mg/Kg	☼	02/17/16 08:40	02/23/16 15:18	1
Carbon disulfide	<0.0044		0.0044	0.0016	mg/Kg	☼	02/17/16 08:40	02/23/16 15:18	1
Carbon tetrachloride	<0.0044		0.0044	0.00094	mg/Kg	☼	02/17/16 08:40	02/23/16 15:18	1
Chlorobenzene	<0.0044		0.0044	0.0010	mg/Kg	☼	02/17/16 08:40	02/23/16 15:18	1
Chloroethane	<0.0044		0.0044	0.0018	mg/Kg	☼	02/17/16 08:40	02/23/16 15:18	1
Chloroform	<0.0044		0.0044	0.00085	mg/Kg	☼	02/17/16 08:40	02/23/16 15:18	1
Chloromethane	<0.0044		0.0044	0.0011	mg/Kg	☼	02/17/16 08:40	02/23/16 15:18	1
cis-1,2-Dichloroethene	<0.0044		0.0044	0.00089	mg/Kg	☼	02/17/16 08:40	02/23/16 15:18	1
cis-1,3-Dichloropropene	<0.0044		0.0044	0.0010	mg/Kg	☼	02/17/16 08:40	02/23/16 15:18	1
Dibromochloromethane	<0.0044		0.0044	0.00050	mg/Kg	☼	02/17/16 08:40	02/23/16 15:18	1
1,1-Dichloroethane	<0.0044		0.0044	0.00090	mg/Kg	☼	02/17/16 08:40	02/23/16 15:18	1
1,2-Dichloroethane	<0.0044		0.0044	0.00065	mg/Kg	☼	02/17/16 08:40	02/23/16 15:18	1
1,1-Dichloroethene	<0.0044		0.0044	0.0016	mg/Kg	☼	02/17/16 08:40	02/23/16 15:18	1
1,2-Dichloropropane	<0.0044	*	0.0044	0.0011	mg/Kg	☼	02/17/16 08:40	02/23/16 15:18	1
1,3-Dichloropropane, Total	<0.0044		0.0044	0.0012	mg/Kg	☼	02/17/16 08:40	02/23/16 15:18	1
Ethylbenzene	<0.0044		0.0044	0.0011	mg/Kg	☼	02/17/16 08:40	02/23/16 15:18	1
2-Hexanone	<0.0044		0.0044	0.0014	mg/Kg	☼	02/17/16 08:40	02/23/16 15:18	1
Methylene Chloride	<0.0044		0.0044	0.0033	mg/Kg	☼	02/17/16 08:40	02/23/16 15:18	1
4-Methyl-2-pentanone (MIBK)	<0.0044		0.0044	0.00090	mg/Kg	☼	02/17/16 08:40	02/23/16 15:18	1
Methyl tert-butyl ether	<0.0044		0.0044	0.0010	mg/Kg	☼	02/17/16 08:40	02/23/16 15:18	1
Styrene	<0.0044		0.0044	0.0010	mg/Kg	☼	02/17/16 08:40	02/23/16 15:18	1
1,1,2,2-Tetrachloroethane	<0.0044		0.0044	0.00069	mg/Kg	☼	02/17/16 08:40	02/23/16 15:18	1
Tetrachloroethene	<0.0044		0.0044	0.00091	mg/Kg	☼	02/17/16 08:40	02/23/16 15:18	1
Toluene	<0.0044		0.0044	0.0015	mg/Kg	☼	02/17/16 08:40	02/23/16 15:18	1
trans-1,2-Dichloroethene	<0.0044		0.0044	0.0011	mg/Kg	☼	02/17/16 08:40	02/23/16 15:18	1
trans-1,3-Dichloropropene	<0.0044		0.0044	0.0012	mg/Kg	☼	02/17/16 08:40	02/23/16 15:18	1
1,1,1-Trichloroethane	<0.0044		0.0044	0.0010	mg/Kg	☼	02/17/16 08:40	02/23/16 15:18	1
1,1,2-Trichloroethane	<0.0044		0.0044	0.00085	mg/Kg	☼	02/17/16 08:40	02/23/16 15:18	1
Trichloroethene	<0.0044		0.0044	0.0012	mg/Kg	☼	02/17/16 08:40	02/23/16 15:18	1
Vinyl acetate	<0.0044		0.0044	0.0012	mg/Kg	☼	02/17/16 08:40	02/23/16 15:18	1
Vinyl chloride	<0.0044		0.0044	0.0010	mg/Kg	☼	02/17/16 08:40	02/23/16 15:18	1
Xylenes, Total	<0.0088		0.0088	0.0016	mg/Kg	☼	02/17/16 08:40	02/23/16 15:18	1

Surrogate	%Recovery	Qualifier	Limits	Prepared	Analyzed	Dil Fac
4-Bromofluorobenzene (Surr)	93		70 - 122	02/17/16 08:40	02/23/16 15:18	1
Dibromofluoromethane	91		75 - 120	02/17/16 08:40	02/23/16 15:18	1
1,2-Dichloroethane-d4 (Surr)	82		70 - 134	02/17/16 08:40	02/23/16 15:18	1
Toluene-d8 (Surr)	105		75 - 122	02/17/16 08:40	02/23/16 15:18	1

Method: 8270D - Semivolatile Organic Compounds (GC/MS)

Analyte	Result	Qualifier	RL	MDL	Unit	D	Prepared	Analyzed	Dil Fac
Phenol	<0.18		0.18	0.080	mg/Kg	☼	02/22/16 07:04	02/27/16 00:58	1
Bis(2-chloroethyl)ether	<0.18		0.18	0.054	mg/Kg	☼	02/22/16 07:04	02/27/16 00:58	1
1,3-Dichlorobenzene	<0.18		0.18	0.041	mg/Kg	☼	02/22/16 07:04	02/27/16 00:58	1
1,4-Dichlorobenzene	<0.18		0.18	0.046	mg/Kg	☼	02/22/16 07:04	02/27/16 00:58	1

TestAmerica Chicago

Client Sample Results

Client: Ecology and Environment, Inc.
Project/Site: IDOT - IL 38 - WO 008

TestAmerica Job ID: 500-107642-6

Client Sample ID: 3011-31-B04 (0-1)

Lab Sample ID: 500-107642-12

Date Collected: 02/16/16 09:55

Matrix: Solid

Date Received: 02/17/16 07:45

Percent Solids: 86.8

Method: 8270D - Semivolatile Organic Compounds (GC/MS) (Continued)

Analyte	Result	Qualifier	RL	MDL	Unit	D	Prepared	Analyzed	Dil Fac
1,2-Dichlorobenzene	<0.18		0.18	0.043	mg/Kg	☼	02/22/16 07:04	02/27/16 00:58	1
2-Methylphenol	<0.18		0.18	0.058	mg/Kg	☼	02/22/16 07:04	02/27/16 00:58	1
2,2'-oxybis[1-chloropropane]	<0.18		0.18	0.042	mg/Kg	☼	02/22/16 07:04	02/27/16 00:58	1
N-Nitrosodi-n-propylamine	<0.073		0.073	0.044	mg/Kg	☼	02/22/16 07:04	02/27/16 00:58	1
Hexachloroethane	<0.18		0.18	0.055	mg/Kg	☼	02/22/16 07:04	02/27/16 00:58	1
2-Chlorophenol	<0.18		0.18	0.062	mg/Kg	☼	02/22/16 07:04	02/27/16 00:58	1
Nitrobenzene	<0.036		0.036	0.0090	mg/Kg	☼	02/22/16 07:04	02/27/16 00:58	1
Bis(2-chloroethoxy)methane	<0.18		0.18	0.037	mg/Kg	☼	02/22/16 07:04	02/27/16 00:58	1
1,2,4-Trichlorobenzene	<0.18		0.18	0.039	mg/Kg	☼	02/22/16 07:04	02/27/16 00:58	1
Isophorone	<0.18		0.18	0.041	mg/Kg	☼	02/22/16 07:04	02/27/16 00:58	1
2,4-Dimethylphenol	<0.36		0.36	0.14	mg/Kg	☼	02/22/16 07:04	02/27/16 00:58	1
Hexachlorobutadiene	<0.18		0.18	0.057	mg/Kg	☼	02/22/16 07:04	02/27/16 00:58	1
Naphthalene	<0.036		0.036	0.0056	mg/Kg	☼	02/22/16 07:04	02/27/16 00:58	1
2,4-Dichlorophenol	<0.36		0.36	0.086	mg/Kg	☼	02/22/16 07:04	02/27/16 00:58	1
4-Chloroaniline	<0.73		0.73	0.17	mg/Kg	☼	02/22/16 07:04	02/27/16 00:58	1
2,4,6-Trichlorophenol	<0.36		0.36	0.12	mg/Kg	☼	02/22/16 07:04	02/27/16 00:58	1
2,4,5-Trichlorophenol	<0.36		0.36	0.083	mg/Kg	☼	02/22/16 07:04	02/27/16 00:58	1
Hexachlorocyclopentadiene	<0.73		0.73	0.21	mg/Kg	☼	02/22/16 07:04	02/27/16 00:58	1
2-Methylnaphthalene	<0.036		0.036	0.0067	mg/Kg	☼	02/22/16 07:04	02/27/16 00:58	1
2-Nitroaniline	<0.18		0.18	0.049	mg/Kg	☼	02/22/16 07:04	02/27/16 00:58	1
2-Chloronaphthalene	<0.18		0.18	0.040	mg/Kg	☼	02/22/16 07:04	02/27/16 00:58	1
4-Chloro-3-methylphenol	<0.36		0.36	0.12	mg/Kg	☼	02/22/16 07:04	02/27/16 00:58	1
2,6-Dinitrotoluene	<0.18		0.18	0.071	mg/Kg	☼	02/22/16 07:04	02/27/16 00:58	1
2-Nitrophenol	<0.36		0.36	0.085	mg/Kg	☼	02/22/16 07:04	02/27/16 00:58	1
3-Nitroaniline	<0.36		0.36	0.11	mg/Kg	☼	02/22/16 07:04	02/27/16 00:58	1
Dimethyl phthalate	<0.18		0.18	0.047	mg/Kg	☼	02/22/16 07:04	02/27/16 00:58	1
2,4-Dinitrophenol	<0.73		0.73	0.64	mg/Kg	☼	02/22/16 07:04	02/27/16 00:58	1
Acenaphthylene	0.0073	J	0.036	0.0048	mg/Kg	☼	02/22/16 07:04	02/27/16 00:58	1
2,4-Dinitrotoluene	<0.18		0.18	0.058	mg/Kg	☼	02/22/16 07:04	02/27/16 00:58	1
Acenaphthene	<0.036		0.036	0.0065	mg/Kg	☼	02/22/16 07:04	02/27/16 00:58	1
Dibenzofuran	<0.18		0.18	0.042	mg/Kg	☼	02/22/16 07:04	02/27/16 00:58	1
4-Nitrophenol	<0.73		0.73	0.34	mg/Kg	☼	02/22/16 07:04	02/27/16 00:58	1
Fluorene	<0.036		0.036	0.0051	mg/Kg	☼	02/22/16 07:04	02/27/16 00:58	1
4-Nitroaniline	<0.36		0.36	0.15	mg/Kg	☼	02/22/16 07:04	02/27/16 00:58	1
4-Bromophenyl phenyl ether	<0.18		0.18	0.048	mg/Kg	☼	02/22/16 07:04	02/27/16 00:58	1
Hexachlorobenzene	<0.073		0.073	0.0084	mg/Kg	☼	02/22/16 07:04	02/27/16 00:58	1
Diethyl phthalate	<0.18		0.18	0.061	mg/Kg	☼	02/22/16 07:04	02/27/16 00:58	1
4-Chlorophenyl phenyl ether	<0.18		0.18	0.042	mg/Kg	☼	02/22/16 07:04	02/27/16 00:58	1
Pentachlorophenol	<0.73		0.73	0.58	mg/Kg	☼	02/22/16 07:04	02/27/16 00:58	1
N-Nitrosodiphenylamine	<0.18		0.18	0.043	mg/Kg	☼	02/22/16 07:04	02/27/16 00:58	1
4,6-Dinitro-2-methylphenol	<0.73		0.73	0.29	mg/Kg	☼	02/22/16 07:04	02/27/16 00:58	1
Phenanthrene	0.087		0.036	0.0050	mg/Kg	☼	02/22/16 07:04	02/27/16 00:58	1
Anthracene	0.017	J	0.036	0.0060	mg/Kg	☼	02/22/16 07:04	02/27/16 00:58	1
Carbazole	<0.18		0.18	0.090	mg/Kg	☼	02/22/16 07:04	02/27/16 00:58	1
Di-n-butyl phthalate	<0.18		0.18	0.055	mg/Kg	☼	02/22/16 07:04	02/27/16 00:58	1
Fluoranthene	0.10		0.036	0.0067	mg/Kg	☼	02/22/16 07:04	02/27/16 00:58	1
Pyrene	0.17		0.036	0.0072	mg/Kg	☼	02/22/16 07:04	02/27/16 00:58	1
Butyl benzyl phthalate	<0.18		0.18	0.069	mg/Kg	☼	02/22/16 07:04	02/27/16 00:58	1
Benzo[a]anthracene	0.057		0.036	0.0049	mg/Kg	☼	02/22/16 07:04	02/27/16 00:58	1

TestAmerica Chicago

Client Sample Results

Client: Ecology and Environment, Inc.
Project/Site: IDOT - IL 38 - WO 008

TestAmerica Job ID: 500-107642-6

Client Sample ID: 3011-31-B04 (0-1)

Lab Sample ID: 500-107642-12

Date Collected: 02/16/16 09:55

Matrix: Solid

Date Received: 02/17/16 07:45

Percent Solids: 86.8

Method: 8270D - Semivolatile Organic Compounds (GC/MS) (Continued)

Analyte	Result	Qualifier	RL	MDL	Unit	D	Prepared	Analyzed	Dil Fac
Chrysene	0.071		0.036	0.0099	mg/Kg	☼	02/22/16 07:04	02/27/16 00:58	1
3,3'-Dichlorobenzidine	<0.18		0.18	0.051	mg/Kg	☼	02/22/16 07:04	02/27/16 00:58	1
Bis(2-ethylhexyl) phthalate	<0.18		0.18	0.066	mg/Kg	☼	02/22/16 07:04	02/27/16 00:58	1
Di-n-octyl phthalate	<0.18		0.18	0.059	mg/Kg	☼	02/22/16 07:04	02/27/16 00:58	1
Benzo[b]fluoranthene	0.089		0.036	0.0078	mg/Kg	☼	02/22/16 07:04	02/27/16 00:58	1
Benzo[k]fluoranthene	0.040		0.036	0.011	mg/Kg	☼	02/22/16 07:04	02/27/16 00:58	1
Benzo[a]pyrene	0.059		0.036	0.0070	mg/Kg	☼	02/22/16 07:04	02/27/16 00:58	1
Indeno[1,2,3-cd]pyrene	0.041		0.036	0.0094	mg/Kg	☼	02/22/16 07:04	02/27/16 00:58	1
Dibenz(a,h)anthracene	<0.036		0.036	0.0070	mg/Kg	☼	02/22/16 07:04	02/27/16 00:58	1
Benzo[g,h,i]perylene	0.044		0.036	0.012	mg/Kg	☼	02/22/16 07:04	02/27/16 00:58	1
3 & 4 Methylphenol	<0.18		0.18	0.060	mg/Kg	☼	02/22/16 07:04	02/27/16 00:58	1

Surrogate	%Recovery	Qualifier	Limits	Prepared	Analyzed	Dil Fac
2-Fluorophenol	83		25 - 110	02/22/16 07:04	02/27/16 00:58	1
Phenol-d5	83		31 - 110	02/22/16 07:04	02/27/16 00:58	1
Nitrobenzene-d5	80		25 - 115	02/22/16 07:04	02/27/16 00:58	1
2-Fluorobiphenyl	72		25 - 119	02/22/16 07:04	02/27/16 00:58	1
2,4,6-Tribromophenol	70		35 - 137	02/22/16 07:04	02/27/16 00:58	1
Terphenyl-d14	160	X	36 - 134	02/22/16 07:04	02/27/16 00:58	1

Method: 6010B - Metals (ICP)

Analyte	Result	Qualifier	RL	MDL	Unit	D	Prepared	Analyzed	Dil Fac
Antimony	0.25	J	0.99	0.21	mg/Kg	☼	02/24/16 08:46	02/26/16 02:39	1
Arsenic	3.7		0.50	0.23	mg/Kg	☼	02/24/16 08:46	02/26/16 02:39	1
Barium	47		0.50	0.091	mg/Kg	☼	02/24/16 08:46	02/26/16 02:39	1
Beryllium	0.29		0.20	0.043	mg/Kg	☼	02/24/16 08:46	02/26/16 02:39	1
Boron	7.6		2.5	0.35	mg/Kg	☼	02/24/16 08:46	02/26/16 02:39	1
Cadmium	0.21		0.099	0.029	mg/Kg	☼	02/24/16 08:46	02/26/16 02:39	1
Calcium	100000	B	99	32	mg/Kg	☼	02/24/16 08:46	02/26/16 04:54	10
Chromium	12	B	0.50	0.085	mg/Kg	☼	02/24/16 08:46	02/26/16 02:39	1
Cobalt	5.4		0.25	0.056	mg/Kg	☼	02/24/16 08:46	02/26/16 02:39	1
Copper	12		0.50	0.11	mg/Kg	☼	02/24/16 08:46	02/26/16 02:39	1
Iron	8700	B	9.9	3.8	mg/Kg	☼	02/24/16 08:46	02/26/16 02:39	1
Lead	50		0.25	0.12	mg/Kg	☼	02/24/16 08:46	02/26/16 02:39	1
Magnesium	44000	B	5.0	2.0	mg/Kg	☼	02/24/16 08:46	02/26/16 02:39	1
Manganese	300		0.50	0.098	mg/Kg	☼	02/24/16 08:46	02/26/16 02:39	1
Nickel	13	B	0.50	0.13	mg/Kg	☼	02/24/16 08:46	02/26/16 02:39	1
Potassium	550		25	4.1	mg/Kg	☼	02/24/16 08:46	02/26/16 02:39	1
Selenium	0.41	J	0.50	0.25	mg/Kg	☼	02/24/16 08:46	02/26/16 02:39	1
Silver	<0.25		0.25	0.058	mg/Kg	☼	02/24/16 08:46	02/26/16 02:39	1
Sodium	1700		50	6.6	mg/Kg	☼	02/24/16 08:46	02/26/16 02:39	1
Thallium	<0.50		0.50	0.24	mg/Kg	☼	02/24/16 08:46	02/26/16 02:39	1
Vanadium	15		0.25	0.073	mg/Kg	☼	02/24/16 08:46	02/26/16 02:39	1
Zinc	47	B	5.0	1.6	mg/Kg	☼	02/24/16 08:46	02/26/16 16:49	5

Method: 6010B - Metals (ICP) - TCLP

Analyte	Result	Qualifier	RL	MDL	Unit	D	Prepared	Analyzed	Dil Fac
Barium	0.55		0.50	0.050	mg/L		02/23/16 09:14	02/24/16 21:00	1
Beryllium	<0.0040		0.0040	0.0040	mg/L		02/23/16 09:14	02/24/16 21:00	1
Boron	0.74		0.50	0.050	mg/L		02/23/16 09:14	02/24/16 21:00	1

TestAmerica Chicago

Client Sample Results

Client: Ecology and Environment, Inc.
Project/Site: IDOT - IL 38 - WO 008

TestAmerica Job ID: 500-107642-6

Client Sample ID: 3011-31-B04 (0-1)

Lab Sample ID: 500-107642-12

Date Collected: 02/16/16 09:55

Matrix: Solid

Date Received: 02/17/16 07:45

Percent Solids: 86.8

Method: 6010B - Metals (ICP) - TCLP (Continued)

Analyte	Result	Qualifier	RL	MDL	Unit	D	Prepared	Analyzed	Dil Fac
Cadmium	<0.0050		0.0050	0.0020	mg/L		02/23/16 09:14	02/24/16 21:00	1
Chromium	<0.025		0.025	0.010	mg/L		02/23/16 09:14	02/24/16 21:00	1
Cobalt	<0.025		0.025	0.010	mg/L		02/23/16 09:14	02/24/16 21:00	1
Iron	<0.40		0.40	0.20	mg/L		02/23/16 09:14	02/24/16 21:00	1
Lead	<0.0075		0.0075	0.0075	mg/L		02/23/16 09:14	02/24/16 21:00	1
Manganese	2.2		0.025	0.010	mg/L		02/23/16 09:14	02/24/16 21:00	1
Nickel	0.014	J	0.025	0.010	mg/L		02/23/16 09:14	02/24/16 21:00	1
Selenium	<0.050		0.050	0.020	mg/L		02/23/16 09:14	02/24/16 21:00	1
Silver	<0.025		0.025	0.010	mg/L		02/23/16 09:14	02/24/16 21:00	1
Zinc	0.15	J B	0.50	0.020	mg/L		02/23/16 09:14	02/24/16 21:00	1

Method: 6010B - Metals (ICP) - SPLP East

Analyte	Result	Qualifier	RL	MDL	Unit	D	Prepared	Analyzed	Dil Fac
Manganese	0.33		0.025	0.010	mg/L		02/23/16 09:24	02/25/16 09:13	1

Method: 6020A - Metals (ICP/MS) - TCLP

Analyte	Result	Qualifier	RL	MDL	Unit	D	Prepared	Analyzed	Dil Fac
Antimony	<0.0060		0.0060	0.0060	mg/L		02/23/16 09:14	02/23/16 16:59	1
Thallium	<0.0020		0.0020	0.0020	mg/L		02/23/16 09:14	02/23/16 16:59	1

Method: 7470A - TCLP Mercury - TCLP

Analyte	Result	Qualifier	RL	MDL	Unit	D	Prepared	Analyzed	Dil Fac
Mercury	<0.00020		0.00020	0.00020	mg/L		02/22/16 15:15	02/23/16 12:17	1

Method: 7471B - Mercury (CVAA)

Analyte	Result	Qualifier	RL	MDL	Unit	D	Prepared	Analyzed	Dil Fac
Mercury	0.028		0.017	0.0087	mg/Kg	☼	02/23/16 15:15	02/24/16 13:44	1

General Chemistry

Analyte	Result	Qualifier	RL	MDL	Unit	D	Prepared	Analyzed	Dil Fac
pH	8.62		0.200	0.200	SU			02/20/16 12:49	1

Client Sample Results

Client: Ecology and Environment, Inc.
Project/Site: IDOT - IL 38 - WO 008

TestAmerica Job ID: 500-107642-6

Client Sample ID: 3011-31-B05 (0-1)

Lab Sample ID: 500-107642-13

Date Collected: 02/16/16 10:00

Matrix: Solid

Date Received: 02/17/16 07:45

Percent Solids: 81.2

Method: 8260B - Volatile Organic Compounds (GC/MS)

Analyte	Result	Qualifier	RL	MDL	Unit	D	Prepared	Analyzed	Dil Fac
Acetone	<0.018		0.018	0.0035	mg/Kg	☼	02/17/16 08:40	02/23/16 15:43	1
Benzene	<0.0045		0.0045	0.0010	mg/Kg	☼	02/17/16 08:40	02/23/16 15:43	1
Bromodichloromethane	<0.0045		0.0045	0.00076	mg/Kg	☼	02/17/16 08:40	02/23/16 15:43	1
Bromoform	<0.0045		0.0045	0.00092	mg/Kg	☼	02/17/16 08:40	02/23/16 15:43	1
Bromomethane	<0.0045	*	0.0045	0.0017	mg/Kg	☼	02/17/16 08:40	02/23/16 15:43	1
2-Butanone (MEK)	<0.0045		0.0045	0.0016	mg/Kg	☼	02/17/16 08:40	02/23/16 15:43	1
Carbon disulfide	<0.0045		0.0045	0.0017	mg/Kg	☼	02/17/16 08:40	02/23/16 15:43	1
Carbon tetrachloride	<0.0045		0.0045	0.00096	mg/Kg	☼	02/17/16 08:40	02/23/16 15:43	1
Chlorobenzene	<0.0045		0.0045	0.0011	mg/Kg	☼	02/17/16 08:40	02/23/16 15:43	1
Chloroethane	<0.0045		0.0045	0.0019	mg/Kg	☼	02/17/16 08:40	02/23/16 15:43	1
Chloroform	<0.0045		0.0045	0.00088	mg/Kg	☼	02/17/16 08:40	02/23/16 15:43	1
Chloromethane	<0.0045		0.0045	0.0011	mg/Kg	☼	02/17/16 08:40	02/23/16 15:43	1
cis-1,2-Dichloroethene	<0.0045		0.0045	0.00092	mg/Kg	☼	02/17/16 08:40	02/23/16 15:43	1
cis-1,3-Dichloropropene	<0.0045		0.0045	0.0010	mg/Kg	☼	02/17/16 08:40	02/23/16 15:43	1
Dibromochloromethane	<0.0045		0.0045	0.00052	mg/Kg	☼	02/17/16 08:40	02/23/16 15:43	1
1,1-Dichloroethane	<0.0045		0.0045	0.00093	mg/Kg	☼	02/17/16 08:40	02/23/16 15:43	1
1,2-Dichloroethane	<0.0045		0.0045	0.00067	mg/Kg	☼	02/17/16 08:40	02/23/16 15:43	1
1,1-Dichloroethene	<0.0045		0.0045	0.0016	mg/Kg	☼	02/17/16 08:40	02/23/16 15:43	1
1,2-Dichloropropane	<0.0045	*	0.0045	0.0012	mg/Kg	☼	02/17/16 08:40	02/23/16 15:43	1
1,3-Dichloropropane, Total	<0.0045		0.0045	0.0013	mg/Kg	☼	02/17/16 08:40	02/23/16 15:43	1
Ethylbenzene	<0.0045		0.0045	0.0011	mg/Kg	☼	02/17/16 08:40	02/23/16 15:43	1
2-Hexanone	<0.0045		0.0045	0.0014	mg/Kg	☼	02/17/16 08:40	02/23/16 15:43	1
Methylene Chloride	<0.0045		0.0045	0.0034	mg/Kg	☼	02/17/16 08:40	02/23/16 15:43	1
4-Methyl-2-pentanone (MIBK)	<0.0045		0.0045	0.00093	mg/Kg	☼	02/17/16 08:40	02/23/16 15:43	1
Methyl tert-butyl ether	<0.0045		0.0045	0.0011	mg/Kg	☼	02/17/16 08:40	02/23/16 15:43	1
Styrene	<0.0045		0.0045	0.0011	mg/Kg	☼	02/17/16 08:40	02/23/16 15:43	1
1,1,2,2-Tetrachloroethane	<0.0045		0.0045	0.00071	mg/Kg	☼	02/17/16 08:40	02/23/16 15:43	1
Tetrachloroethene	<0.0045		0.0045	0.00093	mg/Kg	☼	02/17/16 08:40	02/23/16 15:43	1
Toluene	<0.0045		0.0045	0.0016	mg/Kg	☼	02/17/16 08:40	02/23/16 15:43	1
trans-1,2-Dichloroethene	<0.0045		0.0045	0.0011	mg/Kg	☼	02/17/16 08:40	02/23/16 15:43	1
trans-1,3-Dichloropropene	<0.0045		0.0045	0.0013	mg/Kg	☼	02/17/16 08:40	02/23/16 15:43	1
1,1,1-Trichloroethane	<0.0045		0.0045	0.0010	mg/Kg	☼	02/17/16 08:40	02/23/16 15:43	1
1,1,2-Trichloroethane	<0.0045		0.0045	0.00087	mg/Kg	☼	02/17/16 08:40	02/23/16 15:43	1
Trichloroethene	<0.0045		0.0045	0.0012	mg/Kg	☼	02/17/16 08:40	02/23/16 15:43	1
Vinyl acetate	<0.0045		0.0045	0.0012	mg/Kg	☼	02/17/16 08:40	02/23/16 15:43	1
Vinyl chloride	<0.0045		0.0045	0.0011	mg/Kg	☼	02/17/16 08:40	02/23/16 15:43	1
Xylenes, Total	<0.0090		0.0090	0.0017	mg/Kg	☼	02/17/16 08:40	02/23/16 15:43	1

Surrogate	%Recovery	Qualifier	Limits	Prepared	Analyzed	Dil Fac
4-Bromofluorobenzene (Surr)	95		70 - 122	02/17/16 08:40	02/23/16 15:43	1
Dibromofluoromethane	93		75 - 120	02/17/16 08:40	02/23/16 15:43	1
1,2-Dichloroethane-d4 (Surr)	81		70 - 134	02/17/16 08:40	02/23/16 15:43	1
Toluene-d8 (Surr)	106		75 - 122	02/17/16 08:40	02/23/16 15:43	1

Method: 8270D - Semivolatile Organic Compounds (GC/MS)

Analyte	Result	Qualifier	RL	MDL	Unit	D	Prepared	Analyzed	Dil Fac
Phenol	<0.19		0.19	0.086	mg/Kg	☼	02/22/16 07:04	02/27/16 01:27	1
Bis(2-chloroethyl)ether	<0.19		0.19	0.058	mg/Kg	☼	02/22/16 07:04	02/27/16 01:27	1
1,3-Dichlorobenzene	<0.19		0.19	0.044	mg/Kg	☼	02/22/16 07:04	02/27/16 01:27	1
1,4-Dichlorobenzene	<0.19		0.19	0.050	mg/Kg	☼	02/22/16 07:04	02/27/16 01:27	1

TestAmerica Chicago

Client Sample Results

Client: Ecology and Environment, Inc.
Project/Site: IDOT - IL 38 - WO 008

TestAmerica Job ID: 500-107642-6

Client Sample ID: 3011-31-B05 (0-1)

Lab Sample ID: 500-107642-13

Date Collected: 02/16/16 10:00

Matrix: Solid

Date Received: 02/17/16 07:45

Percent Solids: 81.2

Method: 8270D - Semivolatile Organic Compounds (GC/MS) (Continued)

Analyte	Result	Qualifier	RL	MDL	Unit	D	Prepared	Analyzed	Dil Fac
1,2-Dichlorobenzene	<0.19		0.19	0.046	mg/Kg	☼	02/22/16 07:04	02/27/16 01:27	1
2-Methylphenol	<0.19		0.19	0.062	mg/Kg	☼	02/22/16 07:04	02/27/16 01:27	1
2,2'-oxybis[1-chloropropane]	<0.19		0.19	0.045	mg/Kg	☼	02/22/16 07:04	02/27/16 01:27	1
N-Nitrosodi-n-propylamine	<0.078		0.078	0.047	mg/Kg	☼	02/22/16 07:04	02/27/16 01:27	1
Hexachloroethane	<0.19		0.19	0.059	mg/Kg	☼	02/22/16 07:04	02/27/16 01:27	1
2-Chlorophenol	<0.19		0.19	0.066	mg/Kg	☼	02/22/16 07:04	02/27/16 01:27	1
Nitrobenzene	<0.038		0.038	0.0097	mg/Kg	☼	02/22/16 07:04	02/27/16 01:27	1
Bis(2-chloroethoxy)methane	<0.19		0.19	0.039	mg/Kg	☼	02/22/16 07:04	02/27/16 01:27	1
1,2,4-Trichlorobenzene	<0.19		0.19	0.042	mg/Kg	☼	02/22/16 07:04	02/27/16 01:27	1
Isophorone	<0.19		0.19	0.043	mg/Kg	☼	02/22/16 07:04	02/27/16 01:27	1
2,4-Dimethylphenol	<0.38		0.38	0.15	mg/Kg	☼	02/22/16 07:04	02/27/16 01:27	1
Hexachlorobutadiene	<0.19		0.19	0.061	mg/Kg	☼	02/22/16 07:04	02/27/16 01:27	1
Naphthalene	<0.038		0.038	0.0060	mg/Kg	☼	02/22/16 07:04	02/27/16 01:27	1
2,4-Dichlorophenol	<0.38		0.38	0.092	mg/Kg	☼	02/22/16 07:04	02/27/16 01:27	1
4-Chloroaniline	<0.78		0.78	0.18	mg/Kg	☼	02/22/16 07:04	02/27/16 01:27	1
2,4,6-Trichlorophenol	<0.38		0.38	0.13	mg/Kg	☼	02/22/16 07:04	02/27/16 01:27	1
2,4,5-Trichlorophenol	<0.38		0.38	0.088	mg/Kg	☼	02/22/16 07:04	02/27/16 01:27	1
Hexachlorocyclopentadiene	<0.78		0.78	0.22	mg/Kg	☼	02/22/16 07:04	02/27/16 01:27	1
2-Methylnaphthalene	<0.038		0.038	0.0071	mg/Kg	☼	02/22/16 07:04	02/27/16 01:27	1
2-Nitroaniline	<0.19		0.19	0.052	mg/Kg	☼	02/22/16 07:04	02/27/16 01:27	1
2-Chloronaphthalene	<0.19		0.19	0.043	mg/Kg	☼	02/22/16 07:04	02/27/16 01:27	1
4-Chloro-3-methylphenol	<0.38		0.38	0.13	mg/Kg	☼	02/22/16 07:04	02/27/16 01:27	1
2,6-Dinitrotoluene	<0.19		0.19	0.076	mg/Kg	☼	02/22/16 07:04	02/27/16 01:27	1
2-Nitrophenol	<0.38		0.38	0.091	mg/Kg	☼	02/22/16 07:04	02/27/16 01:27	1
3-Nitroaniline	<0.38		0.38	0.12	mg/Kg	☼	02/22/16 07:04	02/27/16 01:27	1
Dimethyl phthalate	<0.19		0.19	0.051	mg/Kg	☼	02/22/16 07:04	02/27/16 01:27	1
2,4-Dinitrophenol	<0.78		0.78	0.68	mg/Kg	☼	02/22/16 07:04	02/27/16 01:27	1
Acenaphthylene	<0.038		0.038	0.0051	mg/Kg	☼	02/22/16 07:04	02/27/16 01:27	1
2,4-Dinitrotoluene	<0.19		0.19	0.062	mg/Kg	☼	02/22/16 07:04	02/27/16 01:27	1
Acenaphthene	<0.038		0.038	0.0070	mg/Kg	☼	02/22/16 07:04	02/27/16 01:27	1
Dibenzofuran	<0.19		0.19	0.045	mg/Kg	☼	02/22/16 07:04	02/27/16 01:27	1
4-Nitrophenol	<0.78		0.78	0.37	mg/Kg	☼	02/22/16 07:04	02/27/16 01:27	1
Fluorene	<0.038		0.038	0.0054	mg/Kg	☼	02/22/16 07:04	02/27/16 01:27	1
4-Nitroaniline	<0.38		0.38	0.16	mg/Kg	☼	02/22/16 07:04	02/27/16 01:27	1
4-Bromophenyl phenyl ether	<0.19		0.19	0.051	mg/Kg	☼	02/22/16 07:04	02/27/16 01:27	1
Hexachlorobenzene	<0.078		0.078	0.0090	mg/Kg	☼	02/22/16 07:04	02/27/16 01:27	1
Diethyl phthalate	<0.19		0.19	0.066	mg/Kg	☼	02/22/16 07:04	02/27/16 01:27	1
4-Chlorophenyl phenyl ether	<0.19		0.19	0.045	mg/Kg	☼	02/22/16 07:04	02/27/16 01:27	1
Pentachlorophenol	<0.78		0.78	0.62	mg/Kg	☼	02/22/16 07:04	02/27/16 01:27	1
N-Nitrosodiphenylamine	<0.19		0.19	0.046	mg/Kg	☼	02/22/16 07:04	02/27/16 01:27	1
4,6-Dinitro-2-methylphenol	<0.78		0.78	0.31	mg/Kg	☼	02/22/16 07:04	02/27/16 01:27	1
Phenanthrene	0.078		0.038	0.0054	mg/Kg	☼	02/22/16 07:04	02/27/16 01:27	1
Anthracene	0.017 J		0.038	0.0065	mg/Kg	☼	02/22/16 07:04	02/27/16 01:27	1
Carbazole	<0.19		0.19	0.097	mg/Kg	☼	02/22/16 07:04	02/27/16 01:27	1
Di-n-butyl phthalate	<0.19		0.19	0.059	mg/Kg	☼	02/22/16 07:04	02/27/16 01:27	1
Fluoranthene	0.10		0.038	0.0072	mg/Kg	☼	02/22/16 07:04	02/27/16 01:27	1
Pyrene	0.26		0.038	0.0077	mg/Kg	☼	02/22/16 07:04	02/27/16 01:27	1
Butyl benzyl phthalate	<0.19		0.19	0.074	mg/Kg	☼	02/22/16 07:04	02/27/16 01:27	1
Benzo[a]anthracene	0.080		0.038	0.0052	mg/Kg	☼	02/22/16 07:04	02/27/16 01:27	1

TestAmerica Chicago

Client Sample Results

Client: Ecology and Environment, Inc.
Project/Site: IDOT - IL 38 - WO 008

TestAmerica Job ID: 500-107642-6

Client Sample ID: 3011-31-B05 (0-1)

Lab Sample ID: 500-107642-13

Date Collected: 02/16/16 10:00

Matrix: Solid

Date Received: 02/17/16 07:45

Percent Solids: 81.2

Method: 8270D - Semivolatile Organic Compounds (GC/MS) (Continued)

Analyte	Result	Qualifier	RL	MDL	Unit	D	Prepared	Analyzed	Dil Fac
Chrysene	0.12		0.038	0.011	mg/Kg	☼	02/22/16 07:04	02/27/16 01:27	1
3,3'-Dichlorobenzidine	<0.19		0.19	0.054	mg/Kg	☼	02/22/16 07:04	02/27/16 01:27	1
Bis(2-ethylhexyl) phthalate	<0.19		0.19	0.071	mg/Kg	☼	02/22/16 07:04	02/27/16 01:27	1
Di-n-octyl phthalate	<0.19		0.19	0.063	mg/Kg	☼	02/22/16 07:04	02/27/16 01:27	1
Benzo[b]fluoranthene	0.21		0.038	0.0084	mg/Kg	☼	02/22/16 07:04	02/27/16 01:27	1
Benzo[k]fluoranthene	0.071		0.038	0.011	mg/Kg	☼	02/22/16 07:04	02/27/16 01:27	1
Benzo[a]pyrene	0.12		0.038	0.0075	mg/Kg	☼	02/22/16 07:04	02/27/16 01:27	1
Indeno[1,2,3-cd]pyrene	0.11		0.038	0.010	mg/Kg	☼	02/22/16 07:04	02/27/16 01:27	1
Dibenz(a,h)anthracene	<0.038		0.038	0.0075	mg/Kg	☼	02/22/16 07:04	02/27/16 01:27	1
Benzo[g,h,i]perylene	0.17		0.038	0.012	mg/Kg	☼	02/22/16 07:04	02/27/16 01:27	1
3 & 4 Methylphenol	<0.19		0.19	0.065	mg/Kg	☼	02/22/16 07:04	02/27/16 01:27	1

Surrogate	%Recovery	Qualifier	Limits	Prepared	Analyzed	Dil Fac
2-Fluorophenol	83		25 - 110	02/22/16 07:04	02/27/16 01:27	1
Phenol-d5	83		31 - 110	02/22/16 07:04	02/27/16 01:27	1
Nitrobenzene-d5	83		25 - 115	02/22/16 07:04	02/27/16 01:27	1
2-Fluorobiphenyl	76		25 - 119	02/22/16 07:04	02/27/16 01:27	1
2,4,6-Tribromophenol	76		35 - 137	02/22/16 07:04	02/27/16 01:27	1
Terphenyl-d14	167	X	36 - 134	02/22/16 07:04	02/27/16 01:27	1

Method: 6010B - Metals (ICP)

Analyte	Result	Qualifier	RL	MDL	Unit	D	Prepared	Analyzed	Dil Fac
Antimony	0.31	J	1.1	0.22	mg/Kg	☼	02/24/16 08:46	02/26/16 02:44	1
Arsenic	3.5		0.53	0.24	mg/Kg	☼	02/24/16 08:46	02/26/16 02:44	1
Barium	41		0.53	0.097	mg/Kg	☼	02/24/16 08:46	02/26/16 02:44	1
Beryllium	0.29		0.21	0.046	mg/Kg	☼	02/24/16 08:46	02/26/16 02:44	1
Boron	7.2		2.6	0.37	mg/Kg	☼	02/24/16 08:46	02/26/16 02:44	1
Cadmium	0.15		0.11	0.031	mg/Kg	☼	02/24/16 08:46	02/26/16 02:44	1
Calcium	160000	B	110	34	mg/Kg	☼	02/24/16 08:46	02/26/16 04:58	10
Chromium	11	B	0.53	0.091	mg/Kg	☼	02/24/16 08:46	02/26/16 02:44	1
Cobalt	4.3		0.26	0.060	mg/Kg	☼	02/24/16 08:46	02/26/16 02:44	1
Copper	9.7		0.53	0.11	mg/Kg	☼	02/24/16 08:46	02/26/16 02:44	1
Iron	7900	B	11	4.1	mg/Kg	☼	02/24/16 08:46	02/26/16 02:44	1
Lead	25		0.26	0.13	mg/Kg	☼	02/24/16 08:46	02/26/16 02:44	1
Magnesium	88000	B	53	21	mg/Kg	☼	02/24/16 08:46	02/26/16 04:58	10
Manganese	350		0.53	0.10	mg/Kg	☼	02/24/16 08:46	02/26/16 02:44	1
Nickel	11	B	0.53	0.14	mg/Kg	☼	02/24/16 08:46	02/26/16 02:44	1
Potassium	570		26	4.3	mg/Kg	☼	02/24/16 08:46	02/26/16 02:44	1
Selenium	0.49	J	0.53	0.26	mg/Kg	☼	02/24/16 08:46	02/26/16 02:44	1
Silver	<0.26		0.26	0.062	mg/Kg	☼	02/24/16 08:46	02/26/16 02:44	1
Sodium	1900		53	7.0	mg/Kg	☼	02/24/16 08:46	02/26/16 02:44	1
Thallium	<0.53		0.53	0.26	mg/Kg	☼	02/24/16 08:46	02/26/16 02:44	1
Vanadium	15		0.26	0.077	mg/Kg	☼	02/24/16 08:46	02/26/16 02:44	1
Zinc	38	B	5.3	1.7	mg/Kg	☼	02/24/16 08:46	02/26/16 16:56	5

Method: 6010B - Metals (ICP) - TCLP

Analyte	Result	Qualifier	RL	MDL	Unit	D	Prepared	Analyzed	Dil Fac
Barium	0.28	J	0.50	0.050	mg/L		02/23/16 09:14	02/24/16 21:07	1
Beryllium	<0.0040		0.0040	0.0040	mg/L		02/23/16 09:14	02/24/16 21:07	1
Boron	0.35	J	0.50	0.050	mg/L		02/23/16 09:14	02/24/16 21:07	1

TestAmerica Chicago

Client Sample Results

Client: Ecology and Environment, Inc.
Project/Site: IDOT - IL 38 - WO 008

TestAmerica Job ID: 500-107642-6

Client Sample ID: 3011-31-B05 (0-1)

Lab Sample ID: 500-107642-13

Date Collected: 02/16/16 10:00

Matrix: Solid

Date Received: 02/17/16 07:45

Percent Solids: 81.2

Method: 6010B - Metals (ICP) - TCLP (Continued)

Analyte	Result	Qualifier	RL	MDL	Unit	D	Prepared	Analyzed	Dil Fac
Cadmium	<0.0050		0.0050	0.0020	mg/L		02/23/16 09:14	02/24/16 21:07	1
Chromium	<0.025		0.025	0.010	mg/L		02/23/16 09:14	02/24/16 21:07	1
Cobalt	<0.025		0.025	0.010	mg/L		02/23/16 09:14	02/24/16 21:07	1
Iron	<0.40		0.40	0.20	mg/L		02/23/16 09:14	02/24/16 21:07	1
Lead	<0.0075		0.0075	0.0075	mg/L		02/23/16 09:14	02/24/16 21:07	1
Manganese	0.93		0.025	0.010	mg/L		02/23/16 09:14	02/24/16 21:07	1
Nickel	<0.025		0.025	0.010	mg/L		02/23/16 09:14	02/24/16 21:07	1
Selenium	<0.050		0.050	0.020	mg/L		02/23/16 09:14	02/24/16 21:07	1
Silver	<0.025		0.025	0.010	mg/L		02/23/16 09:14	02/24/16 21:07	1
Zinc	0.074	J B	0.50	0.020	mg/L		02/23/16 09:14	02/24/16 21:07	1

Method: 6010B - Metals (ICP) - SPLP East

Analyte	Result	Qualifier	RL	MDL	Unit	D	Prepared	Analyzed	Dil Fac
Manganese	<0.025		0.025	0.010	mg/L		02/23/16 09:24	02/25/16 09:20	1

Method: 6020A - Metals (ICP/MS) - TCLP

Analyte	Result	Qualifier	RL	MDL	Unit	D	Prepared	Analyzed	Dil Fac
Antimony	<0.0060		0.0060	0.0060	mg/L		02/23/16 09:14	02/23/16 17:03	1
Thallium	<0.0020		0.0020	0.0020	mg/L		02/23/16 09:14	02/23/16 17:03	1

Method: 7470A - TCLP Mercury - TCLP

Analyte	Result	Qualifier	RL	MDL	Unit	D	Prepared	Analyzed	Dil Fac
Mercury	<0.00020		0.00020	0.00020	mg/L		02/22/16 15:15	02/23/16 12:19	1

Method: 7471B - Mercury (CVAA)

Analyte	Result	Qualifier	RL	MDL	Unit	D	Prepared	Analyzed	Dil Fac
Mercury	0.019		0.018	0.0095	mg/Kg	☼	02/23/16 15:15	02/24/16 13:46	1

General Chemistry

Analyte	Result	Qualifier	RL	MDL	Unit	D	Prepared	Analyzed	Dil Fac
pH	8.37		0.200	0.200	SU			02/20/16 12:53	1

Definitions/Glossary

Client: Ecology and Environment, Inc.
Project/Site: IDOT - IL 38 - WO 008

TestAmerica Job ID: 500-107642-6

Qualifiers

GC/MS VOA

Qualifier	Qualifier Description
*	LCS or LCSD is outside acceptance limits.

GC/MS Semi VOA

Qualifier	Qualifier Description
J	Result is less than the RL but greater than or equal to the MDL and the concentration is an approximate value.
X	Surrogate is outside control limits

Metals

Qualifier	Qualifier Description
J	Result is less than the RL but greater than or equal to the MDL and the concentration is an approximate value.
B	Compound was found in the blank and sample.

Glossary

Abbreviation	These commonly used abbreviations may or may not be present in this report.
α	Listed under the "D" column to designate that the result is reported on a dry weight basis
%R	Percent Recovery
CFL	Contains Free Liquid
CNF	Contains no Free Liquid
DER	Duplicate error ratio (normalized absolute difference)
Dil Fac	Dilution Factor
DL, RA, RE, IN	Indicates a Dilution, Re-analysis, Re-extraction, or additional Initial metals/anion analysis of the sample
DLC	Decision level concentration
MDA	Minimum detectable activity
EDL	Estimated Detection Limit
MDC	Minimum detectable concentration
MDL	Method Detection Limit
ML	Minimum Level (Dioxin)
NC	Not Calculated
ND	Not detected at the reporting limit (or MDL or EDL if shown)
PQL	Practical Quantitation Limit
QC	Quality Control
RER	Relative error ratio
RL	Reporting Limit or Requested Limit (Radiochemistry)
RPD	Relative Percent Difference, a measure of the relative difference between two points
TEF	Toxicity Equivalent Factor (Dioxin)
TEQ	Toxicity Equivalent Quotient (Dioxin)

Certification Summary

Client: Ecology and Environment, Inc.
Project/Site: IDOT - IL 38 - WO 008

TestAmerica Job ID: 500-107642-6


Laboratory: TestAmerica Chicago

Unless otherwise noted, all analytes for this laboratory were covered under each certification below.

Authority	Program	EPA Region	Certification ID	Expiration Date
Illinois	NELAP	5	100201	04-30-16

The following analytes are included in this report, but certification is not offered by the governing authority:

Analysis Method	Prep Method	Matrix	Analyte
6020A	3010A	Solid	Antimony
6020A	3010A	Solid	Thallium
8260B	5035	Solid	1,3-Dichloropropene, Total
Moisture		Solid	Percent Moisture
Moisture		Solid	Percent Solids



TestAmerica

THE LEADER IN ENVIRONMENTAL TESTING

2417 Bond Street, University Park, IL 60484
 Phone: 708.534.5200 Fax: 708.534.5211

Report To (optional) _____ Bill To (optional) _____
 Contact: _____ Contact: _____
 Company: _____ Company: _____
 Address: _____ Address: _____
 Address: _____ Address: _____
 Phone: _____ Phone: _____
 Fax: _____ Fax: _____
 E-Mail: _____ PO#/Reference# _____

Chain of Custody Record

Lab Job # 500-107642
 Chain of Custody Number: _____
 Page _____ of _____
 Temperature °C of Cooler: _____

Client		Client Project #		Preservative		Parameter		Matrix		Comments		
Project Name		Lab Project #		Date		Time		# of Containers		Matrix		
EE		1009341-0008-01										
FL78		50011864										
Cane County, TN		S. Cooper										
D. Wright												
Lab ID	MS/MSD	Sample ID	Date	Time	# of Containers	Matrix	VOC	SVE	Total PAHs	TCAP/SPUR	PAHs	10% Solids
9		3011-31-B01 (0-1)	2-16-16	0940	2	S	X	X	X	X	X	X
10		3011-31-B02 (0-1)	2-16-16	0845	2	S	X	X	X	X	X	X
11		3011-31-B03 (0-1)	2-16-16	0950	2	S	X	X	X	X	X	X
12		3011-31-B04 (0-1)	2-16-16	0955	2	S	X	X	X	X	X	X
13		3011-31-B05 (0-1)	2-16-16	1000	2	S	X	X	X	X	X	X
2-16-16												

- Preservative Key
1. HCL, Cool to 4°
 2. H2SO4, Cool to 4°
 3. HNO3, Cool to 4°
 4. NaOH, Cool to 4°
 5. NaOH/Zn, Cool to 4°
 6. NaHSO4
 7. Cool to 4°
 8. None
 9. Other

Turnaround Time Required (Business Days) 1 Day 2 Days 5 Days 7 Days 10 Days 15 Days Other
 Requested Due Date _____

Sample Disposal Return to Client Disposal by Lab Archive for _____ Months (A fee may be assessed if samples are retained longer than 1 month)

Relinquished By: <u>[Signature]</u> Company: <u>EE</u> Date: <u>2-16-16</u> Time: <u>1530</u>	Received By: <u>[Signature]</u> Company: <u>TA</u> Date: <u>2/16/16</u> Time: <u>1530</u>	Lab Courier: <u>[Signature]</u>
Relinquished By: <u>[Signature]</u> Company: <u>TA</u> Date: <u>2/16/16</u> Time: <u>1715</u>	Received By: <u>[Signature]</u> Company: <u>TA-CAT</u> Date: <u>2/17/16</u> Time: <u>0745</u>	Shipped: _____
Relinquished By: _____ Company: _____ Date: _____ Time: _____	Received By: _____ Company: _____ Date: _____ Time: _____	Hand Delivered: _____

- Matrix Key
- WW - Wastewater
 - W - Water
 - S - Soil
 - SL - Sludge
 - MS - Miscellaneous
 - OL - Oil
 - A - Air
 - SE - Sediment
 - SO - Soil
 - L - Leachate
 - WI - Wipe
 - DW - Drinking Water
 - O - Other

Client Comments: _____
 Lab Comments: _____

Login Sample Receipt Checklist

Client: Ecology and Environment, Inc.

Job Number: 500-107642-6

Login Number: 107642

List Source: TestAmerica Chicago

List Number: 1

Creator: Scott, Sherri L

Question	Answer	Comment
Radioactivity wasn't checked or is \leq background as measured by a survey meter.	True	
The cooler's custody seal, if present, is intact.	True	
Sample custody seals, if present, are intact.	True	
The cooler or samples do not appear to have been compromised or tampered with.	True	
Samples were received on ice.	True	
Cooler Temperature is acceptable.	True	
Cooler Temperature is recorded.	True	2.8,2.5,3.2,3.5
COC is present.	True	
COC is filled out in ink and legible.	True	
COC is filled out with all pertinent information.	True	
Is the Field Sampler's name present on COC?	True	
There are no discrepancies between the containers received and the COC.	True	
Samples are received within Holding Time (excluding tests with immediate HTs)	True	
Sample containers have legible labels.	True	
Containers are not broken or leaking.	True	
Sample collection date/times are provided.	True	
Appropriate sample containers are used.	True	
Sample bottles are completely filled.	True	
Sample Preservation Verified.	True	
There is sufficient vol. for all requested analyses, incl. any requested MS/MSDs	True	
Containers requiring zero headspace have no headspace or bubble is <math><6\text{mm}</math> (1/4").	N/A	
Multiphasic samples are not present.	True	
Samples do not require splitting or compositing.	True	
Residual Chlorine Checked.	N/A	



TestAmerica

THE LEADER IN ENVIRONMENTAL TESTING

ANALYTICAL REPORT

TestAmerica Laboratories, Inc.
TestAmerica Chicago
2417 Bond Street
University Park, IL 60484
Tel: (708)534-5200

TestAmerica Job ID: 500-107642-8
Client Project/Site: IDOT - IL 38 - WO 008

For:
Ecology and Environment, Inc.
33 West Monroe St.
Suite 1410
Chicago, Illinois 60603

Attn: Mr. Dean Tiebout

Jodie Bracken

Authorized for release by:
2/29/2016 5:10:40 PM
Jodie Bracken, Project Management Assistant II
jodie.bracken@testamericainc.com

Designee for
Richard Wright, Senior Project Manager
(708)534-5200
richard.wright@testamericainc.com

LINKS

Review your project
results through
TotalAccess

Have a Question?



Visit us at:
www.testamericainc.com

The test results in this report meet all 2003 NELAC and 2009 TNI requirements for accredited parameters, exceptions are noted in this report. This report may not be reproduced except in full, and with written approval from the laboratory. For questions please contact the Project Manager at the e-mail address or telephone number listed on this page.

This report has been electronically signed and authorized by the signatory. Electronic signature is intended to be the legally binding equivalent of a traditionally handwritten signature.

Results relate only to the items tested and the sample(s) as received by the laboratory.

1

2

3

4

5

6

7

8

9

10



Table of Contents

Cover Page	1
Table of Contents	2
Case Narrative	3
Detection Summary	4
Sample Summary	5
Client Sample Results	6
Definitions	10
Certification Summary	11
Chain of Custody	12
Receipt Checklists	13

Case Narrative

Client: Ecology and Environment, Inc.
Project/Site: IDOT - IL 38 - WO 008

TestAmerica Job ID: 500-107642-8

Job ID: 500-107642-8

Laboratory: TestAmerica Chicago

Narrative

Job Narrative 500-107642-8

Comments

No additional comments.

Receipt

The samples were received on 2/17/2016 7:45 AM; the samples arrived in good condition, properly preserved and, where required, on ice. The temperatures of the 4 coolers at receipt time were 2.5° C, 2.8° C, 3.2° C and 3.5° C.

GC/MS VOA

Method(s) 8260B: The following analyte recovered outside control limits for the LCS/LCSD associated with 500-324219: Bromomethane. This is not indicative of a systematic control problem because this was a random marginal exceedance. Qualified results have been reported.

No additional analytical or quality issues were noted, other than those described above or in the Definitions/Glossary page.

GC/MS Semi VOA

Method(s) 8270D: The following sample contained one acid surrogate and/or one base/neutral surrogate outside acceptance limits: 3011-33-B01 (0-1) (500-107642-18), (500-107642-E-1-B MS) and (500-107642-E-1-C MSD). The laboratory's SOP allows one acid and one base/neutral surrogate to be outside acceptance limits; therefore, re-extraction was not performed. These results have been reported and qualified.

No additional analytical or quality issues were noted, other than those described above or in the Definitions/Glossary page.

Metals

Method(s) 6010B: The method blank for preparation batch 500-324239 and analytical batch 500-324569 contained Calcium, Chromium, and Magnesium above the reporting limit (RL). Associated samples 3011-33-B01 (0-1) (500-107642-18) and (500-107642-E-1-H) were not re-extracted and/or re-analyzed because results were greater than 10X the value found in the method blank.

No additional analytical or quality issues were noted, other than those described above or in the Definitions/Glossary page.

General Chemistry

No analytical or quality issues were noted, other than those described in the Definitions/Glossary page.

Organic Prep

No analytical or quality issues were noted, other than those described in the Definitions/Glossary page.

Detection Summary

Client: Ecology and Environment, Inc.
Project/Site: IDOT - IL 38 - WO 008

TestAmerica Job ID: 500-107642-8

Client Sample ID: 3011-33-B01 (0-1)

Lab Sample ID: 500-107642-18

Analyte	Result	Qualifier	RL	MDL	Unit	Dil Fac	D	Method	Prep Type
Acetone	0.11		0.022	0.0043	mg/Kg	1	☼	8260B	Total/NA
2-Butanone (MEK)	0.013		0.0056	0.0020	mg/Kg	1	☼	8260B	Total/NA
Phenanthrene	0.062		0.036	0.0051	mg/Kg	1	☼	8270D	Total/NA
Anthracene	0.011	J	0.036	0.0061	mg/Kg	1	☼	8270D	Total/NA
Fluoranthene	0.087		0.036	0.0068	mg/Kg	1	☼	8270D	Total/NA
Pyrene	0.20		0.036	0.0072	mg/Kg	1	☼	8270D	Total/NA
Benzo[a]anthracene	0.061		0.036	0.0049	mg/Kg	1	☼	8270D	Total/NA
Chrysene	0.092		0.036	0.0099	mg/Kg	1	☼	8270D	Total/NA
Benzo[b]fluoranthene	0.13		0.036	0.0079	mg/Kg	1	☼	8270D	Total/NA
Benzo[k]fluoranthene	0.051		0.036	0.011	mg/Kg	1	☼	8270D	Total/NA
Benzo[a]pyrene	0.081		0.036	0.0071	mg/Kg	1	☼	8270D	Total/NA
Indeno[1,2,3-cd]pyrene	0.088		0.036	0.0095	mg/Kg	1	☼	8270D	Total/NA
Benzo[g,h,i]perylene	0.12		0.036	0.012	mg/Kg	1	☼	8270D	Total/NA
Antimony	0.31	J	0.96	0.20	mg/Kg	1	☼	6010B	Total/NA
Arsenic	4.7		0.48	0.22	mg/Kg	1	☼	6010B	Total/NA
Barium	48		0.48	0.088	mg/Kg	1	☼	6010B	Total/NA
Beryllium	0.29		0.19	0.042	mg/Kg	1	☼	6010B	Total/NA
Boron	5.7		2.4	0.34	mg/Kg	1	☼	6010B	Total/NA
Cadmium	0.23		0.096	0.028	mg/Kg	1	☼	6010B	Total/NA
Calcium	110000	B	96	31	mg/Kg	10	☼	6010B	Total/NA
Chromium	9.8	B	0.48	0.083	mg/Kg	1	☼	6010B	Total/NA
Cobalt	5.8		0.24	0.055	mg/Kg	1	☼	6010B	Total/NA
Copper	10		0.48	0.10	mg/Kg	1	☼	6010B	Total/NA
Iron	9000	B	9.6	3.7	mg/Kg	1	☼	6010B	Total/NA
Lead	53		0.24	0.12	mg/Kg	1	☼	6010B	Total/NA
Magnesium	60000	B	48	20	mg/Kg	10	☼	6010B	Total/NA
Manganese	390		0.48	0.096	mg/Kg	1	☼	6010B	Total/NA
Nickel	12	B	0.48	0.13	mg/Kg	1	☼	6010B	Total/NA
Potassium	540		24	3.9	mg/Kg	1	☼	6010B	Total/NA
Selenium	0.48		0.48	0.24	mg/Kg	1	☼	6010B	Total/NA
Sodium	1700		48	6.4	mg/Kg	1	☼	6010B	Total/NA
Thallium	0.32	J	0.48	0.24	mg/Kg	1	☼	6010B	Total/NA
Vanadium	13		0.24	0.070	mg/Kg	1	☼	6010B	Total/NA
Zinc	54	B	4.8	1.5	mg/Kg	5	☼	6010B	Total/NA
Barium	0.45	J	0.50	0.050	mg/L	1		6010B	TCLP
Boron	0.44	J	0.50	0.050	mg/L	1		6010B	TCLP
Manganese	0.98		0.025	0.010	mg/L	1		6010B	TCLP
Zinc	0.81	B F1	0.50	0.020	mg/L	1		6010B	TCLP
Manganese	0.83		0.025	0.010	mg/L	1		6010B	SPLP East
Mercury	0.12		0.018	0.0095	mg/Kg	1	☼	7471B	Total/NA
pH	8.29		0.200	0.200	SU	1		9045D	Total/NA

This Detection Summary does not include radiochemical test results.

TestAmerica Chicago

Sample Summary

Client: Ecology and Environment, Inc.
Project/Site: IDOT - IL 38 - WO 008

TestAmerica Job ID: 500-107642-8

Lab Sample ID	Client Sample ID	Matrix	Collected	Received
500-107642-18	3011-33-B01 (0-1)	Solid	02/16/16 09:30	02/17/16 07:45

1

2

3

4

5

6

7

8

9

10

Client Sample Results

Client: Ecology and Environment, Inc.
Project/Site: IDOT - IL 38 - WO 008

TestAmerica Job ID: 500-107642-8

Client Sample ID: 3011-33-B01 (0-1)

Lab Sample ID: 500-107642-18

Date Collected: 02/16/16 09:30

Matrix: Solid

Date Received: 02/17/16 07:45

Percent Solids: 87.2

Method: 8260B - Volatile Organic Compounds (GC/MS)

Analyte	Result	Qualifier	RL	MDL	Unit	D	Prepared	Analyzed	Dil Fac
Acetone	0.11		0.022	0.0043	mg/Kg	☼	02/16/16 09:30	02/24/16 18:01	1
Benzene	<0.0056		0.0056	0.0012	mg/Kg	☼	02/16/16 09:30	02/24/16 18:01	1
Bromodichloromethane	<0.0056		0.0056	0.00094	mg/Kg	☼	02/16/16 09:30	02/24/16 18:01	1
Bromoform	<0.0056		0.0056	0.0011	mg/Kg	☼	02/16/16 09:30	02/24/16 18:01	1
Bromomethane	<0.0056 *		0.0056	0.0021	mg/Kg	☼	02/16/16 09:30	02/24/16 18:01	1
2-Butanone (MEK)	0.013		0.0056	0.0020	mg/Kg	☼	02/16/16 09:30	02/24/16 18:01	1
Carbon disulfide	<0.0056		0.0056	0.0021	mg/Kg	☼	02/16/16 09:30	02/24/16 18:01	1
Carbon tetrachloride	<0.0056		0.0056	0.0012	mg/Kg	☼	02/16/16 09:30	02/24/16 18:01	1
Chlorobenzene	<0.0056		0.0056	0.0013	mg/Kg	☼	02/16/16 09:30	02/24/16 18:01	1
Chloroethane	<0.0056		0.0056	0.0023	mg/Kg	☼	02/16/16 09:30	02/24/16 18:01	1
Chloroform	<0.0056		0.0056	0.0011	mg/Kg	☼	02/16/16 09:30	02/24/16 18:01	1
Chloromethane	<0.0056		0.0056	0.0013	mg/Kg	☼	02/16/16 09:30	02/24/16 18:01	1
cis-1,2-Dichloroethene	<0.0056		0.0056	0.0011	mg/Kg	☼	02/16/16 09:30	02/24/16 18:01	1
cis-1,3-Dichloropropene	<0.0056		0.0056	0.0013	mg/Kg	☼	02/16/16 09:30	02/24/16 18:01	1
Dibromochloromethane	<0.0056		0.0056	0.00064	mg/Kg	☼	02/16/16 09:30	02/24/16 18:01	1
1,1-Dichloroethane	<0.0056		0.0056	0.0011	mg/Kg	☼	02/16/16 09:30	02/24/16 18:01	1
1,2-Dichloroethane	<0.0056		0.0056	0.00083	mg/Kg	☼	02/16/16 09:30	02/24/16 18:01	1
1,1-Dichloroethene	<0.0056		0.0056	0.0020	mg/Kg	☼	02/16/16 09:30	02/24/16 18:01	1
1,2-Dichloropropane	<0.0056		0.0056	0.0015	mg/Kg	☼	02/16/16 09:30	02/24/16 18:01	1
1,3-Dichloropropane, Total	<0.0056		0.0056	0.0016	mg/Kg	☼	02/16/16 09:30	02/24/16 18:01	1
Ethylbenzene	<0.0056		0.0056	0.0014	mg/Kg	☼	02/16/16 09:30	02/24/16 18:01	1
2-Hexanone	<0.0056		0.0056	0.0017	mg/Kg	☼	02/16/16 09:30	02/24/16 18:01	1
Methylene Chloride	<0.0056		0.0056	0.0042	mg/Kg	☼	02/16/16 09:30	02/24/16 18:01	1
4-Methyl-2-pentanone (MIBK)	<0.0056		0.0056	0.0011	mg/Kg	☼	02/16/16 09:30	02/24/16 18:01	1
Methyl tert-butyl ether	<0.0056		0.0056	0.0013	mg/Kg	☼	02/16/16 09:30	02/24/16 18:01	1
Styrene	<0.0056		0.0056	0.0013	mg/Kg	☼	02/16/16 09:30	02/24/16 18:01	1
1,1,2,2-Tetrachloroethane	<0.0056		0.0056	0.00089	mg/Kg	☼	02/16/16 09:30	02/24/16 18:01	1
Tetrachloroethene	<0.0056		0.0056	0.0012	mg/Kg	☼	02/16/16 09:30	02/24/16 18:01	1
Toluene	<0.0056		0.0056	0.0019	mg/Kg	☼	02/16/16 09:30	02/24/16 18:01	1
trans-1,2-Dichloroethene	<0.0056		0.0056	0.0014	mg/Kg	☼	02/16/16 09:30	02/24/16 18:01	1
trans-1,3-Dichloropropene	<0.0056		0.0056	0.0016	mg/Kg	☼	02/16/16 09:30	02/24/16 18:01	1
1,1,1-Trichloroethane	<0.0056		0.0056	0.0013	mg/Kg	☼	02/16/16 09:30	02/24/16 18:01	1
1,1,2-Trichloroethane	<0.0056		0.0056	0.0011	mg/Kg	☼	02/16/16 09:30	02/24/16 18:01	1
Trichloroethene	<0.0056		0.0056	0.0015	mg/Kg	☼	02/16/16 09:30	02/24/16 18:01	1
Vinyl acetate	<0.0056		0.0056	0.0015	mg/Kg	☼	02/16/16 09:30	02/24/16 18:01	1
Vinyl chloride	<0.0056		0.0056	0.0013	mg/Kg	☼	02/16/16 09:30	02/24/16 18:01	1
Xylenes, Total	<0.011		0.011	0.0021	mg/Kg	☼	02/16/16 09:30	02/24/16 18:01	1

Surrogate	%Recovery	Qualifier	Limits	Prepared	Analyzed	Dil Fac
4-Bromofluorobenzene (Surr)	99		70 - 122	02/16/16 09:30	02/24/16 18:01	1
Dibromofluoromethane	99		75 - 120	02/16/16 09:30	02/24/16 18:01	1
1,2-Dichloroethane-d4 (Surr)	88		70 - 134	02/16/16 09:30	02/24/16 18:01	1
Toluene-d8 (Surr)	104		75 - 122	02/16/16 09:30	02/24/16 18:01	1

Method: 8270D - Semivolatile Organic Compounds (GC/MS)

Analyte	Result	Qualifier	RL	MDL	Unit	D	Prepared	Analyzed	Dil Fac
Phenol	<0.18		0.18	0.081	mg/Kg	☼	02/22/16 07:04	02/27/16 03:50	1
Bis(2-chloroethyl)ether	<0.18		0.18	0.055	mg/Kg	☼	02/22/16 07:04	02/27/16 03:50	1
1,3-Dichlorobenzene	<0.18		0.18	0.041	mg/Kg	☼	02/22/16 07:04	02/27/16 03:50	1
1,4-Dichlorobenzene	<0.18		0.18	0.047	mg/Kg	☼	02/22/16 07:04	02/27/16 03:50	1

TestAmerica Chicago

Client Sample Results

Client: Ecology and Environment, Inc.
Project/Site: IDOT - IL 38 - WO 008

TestAmerica Job ID: 500-107642-8

Client Sample ID: 3011-33-B01 (0-1)

Lab Sample ID: 500-107642-18

Date Collected: 02/16/16 09:30

Matrix: Solid

Date Received: 02/17/16 07:45

Percent Solids: 87.2

Method: 8270D - Semivolatile Organic Compounds (GC/MS) (Continued)

Analyte	Result	Qualifier	RL	MDL	Unit	D	Prepared	Analyzed	Dil Fac
1,2-Dichlorobenzene	<0.18		0.18	0.044	mg/Kg	☼	02/22/16 07:04	02/27/16 03:50	1
2-Methylphenol	<0.18		0.18	0.059	mg/Kg	☼	02/22/16 07:04	02/27/16 03:50	1
2,2'-oxybis[1-chloropropane]	<0.18		0.18	0.042	mg/Kg	☼	02/22/16 07:04	02/27/16 03:50	1
N-Nitrosodi-n-propylamine	<0.074		0.074	0.045	mg/Kg	☼	02/22/16 07:04	02/27/16 03:50	1
Hexachloroethane	<0.18		0.18	0.055	mg/Kg	☼	02/22/16 07:04	02/27/16 03:50	1
2-Chlorophenol	<0.18		0.18	0.062	mg/Kg	☼	02/22/16 07:04	02/27/16 03:50	1
Nitrobenzene	<0.036		0.036	0.0091	mg/Kg	☼	02/22/16 07:04	02/27/16 03:50	1
Bis(2-chloroethoxy)methane	<0.18		0.18	0.037	mg/Kg	☼	02/22/16 07:04	02/27/16 03:50	1
1,2,4-Trichlorobenzene	<0.18		0.18	0.039	mg/Kg	☼	02/22/16 07:04	02/27/16 03:50	1
Isophorone	<0.18		0.18	0.041	mg/Kg	☼	02/22/16 07:04	02/27/16 03:50	1
2,4-Dimethylphenol	<0.36		0.36	0.14	mg/Kg	☼	02/22/16 07:04	02/27/16 03:50	1
Hexachlorobutadiene	<0.18		0.18	0.057	mg/Kg	☼	02/22/16 07:04	02/27/16 03:50	1
Naphthalene	<0.036		0.036	0.0056	mg/Kg	☼	02/22/16 07:04	02/27/16 03:50	1
2,4-Dichlorophenol	<0.36		0.36	0.087	mg/Kg	☼	02/22/16 07:04	02/27/16 03:50	1
4-Chloroaniline	<0.74		0.74	0.17	mg/Kg	☼	02/22/16 07:04	02/27/16 03:50	1
2,4,6-Trichlorophenol	<0.36		0.36	0.13	mg/Kg	☼	02/22/16 07:04	02/27/16 03:50	1
2,4,5-Trichlorophenol	<0.36		0.36	0.083	mg/Kg	☼	02/22/16 07:04	02/27/16 03:50	1
Hexachlorocyclopentadiene	<0.74		0.74	0.21	mg/Kg	☼	02/22/16 07:04	02/27/16 03:50	1
2-Methylnaphthalene	<0.036		0.036	0.0067	mg/Kg	☼	02/22/16 07:04	02/27/16 03:50	1
2-Nitroaniline	<0.18		0.18	0.049	mg/Kg	☼	02/22/16 07:04	02/27/16 03:50	1
2-Chloronaphthalene	<0.18		0.18	0.040	mg/Kg	☼	02/22/16 07:04	02/27/16 03:50	1
4-Chloro-3-methylphenol	<0.36		0.36	0.12	mg/Kg	☼	02/22/16 07:04	02/27/16 03:50	1
2,6-Dinitrotoluene	<0.18		0.18	0.072	mg/Kg	☼	02/22/16 07:04	02/27/16 03:50	1
2-Nitrophenol	<0.36		0.36	0.086	mg/Kg	☼	02/22/16 07:04	02/27/16 03:50	1
3-Nitroaniline	<0.36		0.36	0.11	mg/Kg	☼	02/22/16 07:04	02/27/16 03:50	1
Dimethyl phthalate	<0.18		0.18	0.048	mg/Kg	☼	02/22/16 07:04	02/27/16 03:50	1
2,4-Dinitrophenol	<0.74		0.74	0.64	mg/Kg	☼	02/22/16 07:04	02/27/16 03:50	1
Acenaphthylene	<0.036		0.036	0.0048	mg/Kg	☼	02/22/16 07:04	02/27/16 03:50	1
2,4-Dinitrotoluene	<0.18		0.18	0.058	mg/Kg	☼	02/22/16 07:04	02/27/16 03:50	1
Acenaphthene	<0.036		0.036	0.0066	mg/Kg	☼	02/22/16 07:04	02/27/16 03:50	1
Dibenzofuran	<0.18		0.18	0.043	mg/Kg	☼	02/22/16 07:04	02/27/16 03:50	1
4-Nitrophenol	<0.74		0.74	0.35	mg/Kg	☼	02/22/16 07:04	02/27/16 03:50	1
Fluorene	<0.036		0.036	0.0051	mg/Kg	☼	02/22/16 07:04	02/27/16 03:50	1
4-Nitroaniline	<0.36		0.36	0.15	mg/Kg	☼	02/22/16 07:04	02/27/16 03:50	1
4-Bromophenyl phenyl ether	<0.18		0.18	0.048	mg/Kg	☼	02/22/16 07:04	02/27/16 03:50	1
Hexachlorobenzene	<0.074		0.074	0.0085	mg/Kg	☼	02/22/16 07:04	02/27/16 03:50	1
Diethyl phthalate	<0.18		0.18	0.062	mg/Kg	☼	02/22/16 07:04	02/27/16 03:50	1
4-Chlorophenyl phenyl ether	<0.18		0.18	0.043	mg/Kg	☼	02/22/16 07:04	02/27/16 03:50	1
Pentachlorophenol	<0.74		0.74	0.59	mg/Kg	☼	02/22/16 07:04	02/27/16 03:50	1
N-Nitrosodiphenylamine	<0.18		0.18	0.043	mg/Kg	☼	02/22/16 07:04	02/27/16 03:50	1
4,6-Dinitro-2-methylphenol	<0.74		0.74	0.29	mg/Kg	☼	02/22/16 07:04	02/27/16 03:50	1
Phenanthrene	0.062		0.036	0.0051	mg/Kg	☼	02/22/16 07:04	02/27/16 03:50	1
Anthracene	0.011 J		0.036	0.0061	mg/Kg	☼	02/22/16 07:04	02/27/16 03:50	1
Carbazole	<0.18		0.18	0.091	mg/Kg	☼	02/22/16 07:04	02/27/16 03:50	1
Di-n-butyl phthalate	<0.18		0.18	0.056	mg/Kg	☼	02/22/16 07:04	02/27/16 03:50	1
Fluoranthene	0.087		0.036	0.0068	mg/Kg	☼	02/22/16 07:04	02/27/16 03:50	1
Pyrene	0.20		0.036	0.0072	mg/Kg	☼	02/22/16 07:04	02/27/16 03:50	1
Butyl benzyl phthalate	<0.18		0.18	0.069	mg/Kg	☼	02/22/16 07:04	02/27/16 03:50	1
Benzo[a]anthracene	0.061		0.036	0.0049	mg/Kg	☼	02/22/16 07:04	02/27/16 03:50	1

TestAmerica Chicago

Client Sample Results

Client: Ecology and Environment, Inc.
Project/Site: IDOT - IL 38 - WO 008

TestAmerica Job ID: 500-107642-8

Client Sample ID: 3011-33-B01 (0-1)

Lab Sample ID: 500-107642-18

Date Collected: 02/16/16 09:30

Matrix: Solid

Date Received: 02/17/16 07:45

Percent Solids: 87.2

Method: 8270D - Semivolatile Organic Compounds (GC/MS) (Continued)

Analyte	Result	Qualifier	RL	MDL	Unit	D	Prepared	Analyzed	Dil Fac
Chrysene	0.092		0.036	0.0099	mg/Kg	☼	02/22/16 07:04	02/27/16 03:50	1
3,3'-Dichlorobenzidine	<0.18		0.18	0.051	mg/Kg	☼	02/22/16 07:04	02/27/16 03:50	1
Bis(2-ethylhexyl) phthalate	<0.18		0.18	0.067	mg/Kg	☼	02/22/16 07:04	02/27/16 03:50	1
Di-n-octyl phthalate	<0.18		0.18	0.059	mg/Kg	☼	02/22/16 07:04	02/27/16 03:50	1
Benzo[b]fluoranthene	0.13		0.036	0.0079	mg/Kg	☼	02/22/16 07:04	02/27/16 03:50	1
Benzo[k]fluoranthene	0.051		0.036	0.011	mg/Kg	☼	02/22/16 07:04	02/27/16 03:50	1
Benzo[a]pyrene	0.081		0.036	0.0071	mg/Kg	☼	02/22/16 07:04	02/27/16 03:50	1
Indeno[1,2,3-cd]pyrene	0.088		0.036	0.0095	mg/Kg	☼	02/22/16 07:04	02/27/16 03:50	1
Dibenz(a,h)anthracene	<0.036		0.036	0.0070	mg/Kg	☼	02/22/16 07:04	02/27/16 03:50	1
Benzo[g,h,i]perylene	0.12		0.036	0.012	mg/Kg	☼	02/22/16 07:04	02/27/16 03:50	1
3 & 4 Methylphenol	<0.18		0.18	0.061	mg/Kg	☼	02/22/16 07:04	02/27/16 03:50	1

Surrogate	%Recovery	Qualifier	Limits	Prepared	Analyzed	Dil Fac
2-Fluorophenol	77		25 - 110	02/22/16 07:04	02/27/16 03:50	1
Phenol-d5	81		31 - 110	02/22/16 07:04	02/27/16 03:50	1
Nitrobenzene-d5	74		25 - 115	02/22/16 07:04	02/27/16 03:50	1
2-Fluorobiphenyl	72		25 - 119	02/22/16 07:04	02/27/16 03:50	1
2,4,6-Tribromophenol	78		35 - 137	02/22/16 07:04	02/27/16 03:50	1
Terphenyl-d14	168	X	36 - 134	02/22/16 07:04	02/27/16 03:50	1

Method: 6010B - Metals (ICP)

Analyte	Result	Qualifier	RL	MDL	Unit	D	Prepared	Analyzed	Dil Fac
Antimony	0.31	J	0.96	0.20	mg/Kg	☼	02/24/16 08:46	02/26/16 03:17	1
Arsenic	4.7		0.48	0.22	mg/Kg	☼	02/24/16 08:46	02/26/16 03:17	1
Barium	48		0.48	0.088	mg/Kg	☼	02/24/16 08:46	02/26/16 03:17	1
Beryllium	0.29		0.19	0.042	mg/Kg	☼	02/24/16 08:46	02/26/16 03:17	1
Boron	5.7		2.4	0.34	mg/Kg	☼	02/24/16 08:46	02/26/16 03:17	1
Cadmium	0.23		0.096	0.028	mg/Kg	☼	02/24/16 08:46	02/26/16 03:17	1
Calcium	110000	B	96	31	mg/Kg	☼	02/24/16 08:46	02/26/16 05:18	10
Chromium	9.8	B	0.48	0.083	mg/Kg	☼	02/24/16 08:46	02/26/16 03:17	1
Cobalt	5.8		0.24	0.055	mg/Kg	☼	02/24/16 08:46	02/26/16 03:17	1
Copper	10		0.48	0.10	mg/Kg	☼	02/24/16 08:46	02/26/16 03:17	1
Iron	9000	B	9.6	3.7	mg/Kg	☼	02/24/16 08:46	02/26/16 03:17	1
Lead	53		0.24	0.12	mg/Kg	☼	02/24/16 08:46	02/26/16 03:17	1
Magnesium	60000	B	48	20	mg/Kg	☼	02/24/16 08:46	02/26/16 05:18	10
Manganese	390		0.48	0.096	mg/Kg	☼	02/24/16 08:46	02/26/16 03:17	1
Nickel	12	B	0.48	0.13	mg/Kg	☼	02/24/16 08:46	02/26/16 03:17	1
Potassium	540		24	3.9	mg/Kg	☼	02/24/16 08:46	02/26/16 03:17	1
Selenium	0.48		0.48	0.24	mg/Kg	☼	02/24/16 08:46	02/26/16 03:17	1
Silver	<0.24		0.24	0.056	mg/Kg	☼	02/24/16 08:46	02/26/16 03:17	1
Sodium	1700		48	6.4	mg/Kg	☼	02/24/16 08:46	02/26/16 03:17	1
Thallium	0.32	J	0.48	0.24	mg/Kg	☼	02/24/16 08:46	02/26/16 03:17	1
Vanadium	13		0.24	0.070	mg/Kg	☼	02/24/16 08:46	02/26/16 03:17	1
Zinc	54	B	4.8	1.5	mg/Kg	☼	02/24/16 08:46	02/26/16 17:45	5

Method: 6010B - Metals (ICP) - TCLP

Analyte	Result	Qualifier	RL	MDL	Unit	D	Prepared	Analyzed	Dil Fac
Barium	0.45	J	0.50	0.050	mg/L		02/23/16 09:14	02/24/16 21:56	1
Beryllium	<0.0040		0.0040	0.0040	mg/L		02/23/16 09:14	02/24/16 21:56	1
Boron	0.44	J	0.50	0.050	mg/L		02/23/16 09:14	02/24/16 21:56	1

TestAmerica Chicago

Client Sample Results

Client: Ecology and Environment, Inc.
Project/Site: IDOT - IL 38 - WO 008

TestAmerica Job ID: 500-107642-8

Client Sample ID: 3011-33-B01 (0-1)

Lab Sample ID: 500-107642-18

Date Collected: 02/16/16 09:30

Matrix: Solid

Date Received: 02/17/16 07:45

Percent Solids: 87.2

Method: 6010B - Metals (ICP) - TCLP (Continued)

Analyte	Result	Qualifier	RL	MDL	Unit	D	Prepared	Analyzed	Dil Fac
Cadmium	<0.0050		0.0050	0.0020	mg/L		02/23/16 09:14	02/24/16 21:56	1
Chromium	<0.025		0.025	0.010	mg/L		02/23/16 09:14	02/24/16 21:56	1
Cobalt	<0.025		0.025	0.010	mg/L		02/23/16 09:14	02/24/16 21:56	1
Iron	<0.40		0.40	0.20	mg/L		02/23/16 09:14	02/24/16 21:56	1
Lead	<0.0075		0.0075	0.0075	mg/L		02/23/16 09:14	02/24/16 21:56	1
Manganese	0.98		0.025	0.010	mg/L		02/23/16 09:14	02/24/16 21:56	1
Nickel	<0.025		0.025	0.010	mg/L		02/23/16 09:14	02/24/16 21:56	1
Selenium	<0.050		0.050	0.020	mg/L		02/23/16 09:14	02/24/16 21:56	1
Silver	<0.025		0.025	0.010	mg/L		02/23/16 09:14	02/24/16 21:56	1
Zinc	0.81	B F1	0.50	0.020	mg/L		02/23/16 09:14	02/24/16 21:56	1

Method: 6010B - Metals (ICP) - SPLP East

Analyte	Result	Qualifier	RL	MDL	Unit	D	Prepared	Analyzed	Dil Fac
Manganese	0.83		0.025	0.010	mg/L		02/23/16 09:24	02/25/16 09:54	1

Method: 6020A - Metals (ICP/MS) - TCLP

Analyte	Result	Qualifier	RL	MDL	Unit	D	Prepared	Analyzed	Dil Fac
Antimony	<0.0060		0.0060	0.0060	mg/L		02/23/16 09:14	02/23/16 17:24	1
Thallium	<0.0020		0.0020	0.0020	mg/L		02/23/16 09:14	02/23/16 17:24	1

Method: 7470A - TCLP Mercury - TCLP

Analyte	Result	Qualifier	RL	MDL	Unit	D	Prepared	Analyzed	Dil Fac
Mercury	<0.00020		0.00020	0.00020	mg/L		02/22/16 15:15	02/23/16 12:32	1

Method: 7471B - Mercury (CVAA)

Analyte	Result	Qualifier	RL	MDL	Unit	D	Prepared	Analyzed	Dil Fac
Mercury	0.12		0.018	0.0095	mg/Kg	☼	02/23/16 15:15	02/24/16 13:56	1

General Chemistry

Analyte	Result	Qualifier	RL	MDL	Unit	D	Prepared	Analyzed	Dil Fac
pH	8.29		0.200	0.200	SU			02/20/16 13:10	1

Definitions/Glossary

Client: Ecology and Environment, Inc.
Project/Site: IDOT - IL 38 - WO 008

TestAmerica Job ID: 500-107642-8

Qualifiers

GC/MS VOA

Qualifier	Qualifier Description
*	LCS or LCSD is outside acceptance limits.

GC/MS Semi VOA

Qualifier	Qualifier Description
J	Result is less than the RL but greater than or equal to the MDL and the concentration is an approximate value.
X	Surrogate is outside control limits

Metals

Qualifier	Qualifier Description
J	Result is less than the RL but greater than or equal to the MDL and the concentration is an approximate value.
B	Compound was found in the blank and sample.
F1	MS and/or MSD Recovery is outside acceptance limits.

Glossary

Abbreviation	These commonly used abbreviations may or may not be present in this report.
α	Listed under the "D" column to designate that the result is reported on a dry weight basis
%R	Percent Recovery
CFL	Contains Free Liquid
CNF	Contains no Free Liquid
DER	Duplicate error ratio (normalized absolute difference)
Dil Fac	Dilution Factor
DL, RA, RE, IN	Indicates a Dilution, Re-analysis, Re-extraction, or additional Initial metals/anion analysis of the sample
DLC	Decision level concentration
MDA	Minimum detectable activity
EDL	Estimated Detection Limit
MDC	Minimum detectable concentration
MDL	Method Detection Limit
ML	Minimum Level (Dioxin)
NC	Not Calculated
ND	Not detected at the reporting limit (or MDL or EDL if shown)
PQL	Practical Quantitation Limit
QC	Quality Control
RER	Relative error ratio
RL	Reporting Limit or Requested Limit (Radiochemistry)
RPD	Relative Percent Difference, a measure of the relative difference between two points
TEF	Toxicity Equivalent Factor (Dioxin)
TEQ	Toxicity Equivalent Quotient (Dioxin)

Certification Summary

Client: Ecology and Environment, Inc.
Project/Site: IDOT - IL 38 - WO 008

TestAmerica Job ID: 500-107642-8

Laboratory: TestAmerica Chicago

Unless otherwise noted, all analytes for this laboratory were covered under each certification below.

Authority	Program	EPA Region	Certification ID	Expiration Date
Illinois	NELAP	5	100201	04-30-16

The following analytes are included in this report, but certification is not offered by the governing authority:

Analysis Method	Prep Method	Matrix	Analyte
6020A	3010A	Solid	Antimony
6020A	3010A	Solid	Thallium
8260B	5035	Solid	1,3-Dichloropropene, Total
Moisture		Solid	Percent Moisture
Moisture		Solid	Percent Solids

Login Sample Receipt Checklist

Client: Ecology and Environment, Inc.

Job Number: 500-107642-8

Login Number: 107642

List Source: TestAmerica Chicago

List Number: 1

Creator: Scott, Sherri L

Question	Answer	Comment
Radioactivity wasn't checked or is \leq background as measured by a survey meter.	True	
The cooler's custody seal, if present, is intact.	True	
Sample custody seals, if present, are intact.	True	
The cooler or samples do not appear to have been compromised or tampered with.	True	
Samples were received on ice.	True	
Cooler Temperature is acceptable.	True	
Cooler Temperature is recorded.	True	2.8,2.5,3.2,3.5
COC is present.	True	
COC is filled out in ink and legible.	True	
COC is filled out with all pertinent information.	True	
Is the Field Sampler's name present on COC?	True	
There are no discrepancies between the containers received and the COC.	True	
Samples are received within Holding Time (excluding tests with immediate HTs)	True	
Sample containers have legible labels.	True	
Containers are not broken or leaking.	True	
Sample collection date/times are provided.	True	
Appropriate sample containers are used.	True	
Sample bottles are completely filled.	True	
Sample Preservation Verified.	True	
There is sufficient vol. for all requested analyses, incl. any requested MS/MSDs	True	
Containers requiring zero headspace have no headspace or bubble is <math><6\text{mm}</math> (1/4").	N/A	
Multiphasic samples are not present.	True	
Samples do not require splitting or compositing.	True	
Residual Chlorine Checked.	N/A	





Bureau of Land • 1021 North Grand Avenue East • P.O. Box 19276 • Springfield • Illinois • 62794-9276

Uncontaminated Soil Certification by Licensed Professional Engineer or Licensed Professional Geologist for Use of Uncontaminated Soil as Fill in a CCDD or Uncontaminated Soil Fill Operation LPC-663

Revised in accordance with 35 Ill. Adm. Code 1100, as amended by PCB R2012-009 (eff. Aug. 27, 2012)

This certification form is to be used by professional engineers and professional geologists to certify, pursuant to 35 Ill. Adm. Code 1100.205(a)(1)(B), that soil (i) is uncontaminated soil and (ii) is within a pH range of 6.26 to 9.0. If you have questions about this form, please telephone the Bureau of Land Permit Section at 217/524-3300.

This form may be completed online, saved locally, printed and signed, and submitted to prospective clean construction or demolition debris (CCDD) fill operations or uncontaminated soil fill operations.

I. Source Location Information

(Describe the location of the source of the uncontaminated soil)

Project Name: FAP 347 (IL Route 38) Office Phone Number, if available: _____

Physical Site Location (address, including number and street):
46W 600 to 700 blocks of IL 38 ISGS #3011-32 (Agricultural Land)

City: Maple Park State: IL Zip Code: 60151

County: Kane Township: Virgil

Lat/Long of approximate center of site in decimal degrees (DD.ddddd) to five decimal places (e.g., 40.67890, -90.12345):

Latitude: 41.898032 Longitude: -88.524071
(Decimal Degrees) (-Decimal Degrees)

Identify how the lat/long data were determined:

- GPS Map Interpolation Photo Interpolation Survey Other

IEPA Site Number(s), if assigned: BOL: _____ BOW: _____ BOA: _____

II. Owner/Operator Information for Source Site

Site Owner

Site Operator

Name: Illinois Department of Transportation

Name: Illinois Department of Transportation

Street Address: 201 West Center Court

Street Address: 201 West Center Court

PO Box: _____

PO Box: _____

City: Schaumburg State: IL

City: Schaumburg State: IL

Zip Code: 60196-1096 Phone: 847-705-4159

Zip Code: 60196-1096 Phone: 847-705-4159

Contact: Sam Mead

Contact: Sam Mead

Email, if available: Sam.Mead@illinois.gov

Email, if available: Sam.Mead@illinois.gov

This Agency is authorized to require this information under Section 4 and Title X of the Environmental Protection Act (415 ILCS 5/4, 5/39). Failure to disclose this information may result in: a civil penalty of not to exceed \$50,000 for the violation and an additional civil penalty of not to exceed \$10,000 for each day during which the violation continues (415 ILCS 5/42). This form has been approved by the Forms Management Center.

Project Name: FAP 347 (IL Route 38)

Latitude: 41.898032 Longitude: -88.524071

Uncontaminated Site Certification

III. Basis for Certification and Attachments

For each item listed below, reference the attachments to this form that provide the required information.

- a. A Description of the soil sample points and how they were determined to be sufficient in number and appropriately located 35 Ill. Adm. Code 1100.610(a)]:

Locations 3011-32-B01, B02, & 3011-34-B01 were sampled within the construction zone adjacent to ISGS #3011-32 (Agricultural Land). Refer to PSI Report for ISGS #3011-32 (Agricultural Land) including Table 4-4, and Figures 4-5A&B and 4-6A&B.

- b. Analytical soil testing results to show that soil chemical constituents comply with the maximum allowable concentrations established pursuant to 35 Ill. Adm. Code Part 1100, Subpart F and that the soil pH is within the range of 6.25 to 9.0, including the documentation of chain of custody control, a copy of the lab analysis; the accreditation status of the laboratory performing the analysis; and certification by an authorized agent of the laboratory that the analysis has been performed in accordance with the Agency's rules for the accreditation of environmental and the scope of the accreditation [35 Ill. Adm. Code 1100.201(g), 1100.205(a), 1100.610]:

See attached data summary table and associated laboratory data package J107642-7, and J107642-9.

IV. Certification Statement, Signature and Seal of Licensed Professional Engineer or Licensed Professional Geologist

I, Neil J. Brown (name of licensed professional engineer or geologist) certify under penalty of law that the information submitted, including but not limited to, all attachments and other information, is to the best of my knowledge and belief, true, accurate and complete. In accordance with the Environmental Protection Act [415 ILCS 5/22.51 or 22.51a] and 35 Ill. Adm. Code 1100.205(a), I certify that the soil from this site is uncontaminated soil. I also certify that the soil pH is within the range of 6.25 to 9.0. In addition, I certify that the soil has not been removed from the site as part of a cleanup or removal of contaminants. All necessary documentation is attached.


Any person who knowingly makes a false, fictitious, or fraudulent material statement, orally or in writing, to the Illinois EPA commits a Class 4 felony. A second or subsequent offense after conviction is a Class 3 felony. (415 ILCS 5/44(h))

Company Name: Ecology and Environment, Inc.
 Street Address: 33 West Monroe Street
 City: Chicago State: IL Zip Code: 60603
 Phone: 312-578-9243
 Neil J. Brown

Printed Name:

Neil J. Brown
 Licensed Professional Engineer or
 Licensed Professional Geologist Signature:

3/17/16
 Date:



P.E. or L.P.G. Seal:




Analytical Data Summary

PTB #176-001; IDOT Job #D-91-339-15; Project #P-91-141-15; WorkOrder #08A

Key to Data Tables

- MAC = Maximum Allowable Concentration of Chemical Constituent in
Uncontaminated Soil Used as Fill Material At Regulated Fill Operations
- mg/kg = Milligrams per kilogram.
- mg/L = Milligrams per liter.
- MSA = Metropolitan Statistical Area
- TACO = Tiered Approach to Corrective Action Objectives
- TCLP = Toxicity Characteristic Leaching Procedure.
- SCGIER = Soil Component of the Groundwater Ingestion Exposure Route
- SPLP = Synthetic Precipitation Leaching Procedure.
- ND = Not detected.
- NA = Not analyzed.
- J = Estimated value.
- U = Analyte was analyzed for but not detected.

Criteria Qualifiers and Shading

- † = Concentration exceeds the most stringent MAC.
- m = Concentration exceeds the MAC for an MSA.
- * = Concentration exceeds the MAC for Chicago corporate limits.
- L = The detected TCLP/SPLP concentration exceeds the TACO Tier 1 RO for the SCGIER.
-  = Concentration exceeds the most stringent MAC, but is below the MAC for an MSA.
-  = Concentration exceeds the most stringent MAC and the MAC for Chicago corporate limits.
-  = Concentration exceeds applicable comparison criteria.

CONTAMINANTS OF CONCERN

SITE	ISGS #3011-32 (Agricultural Land)			Comparison Criteria			
	3011-32-B01	3011-32-B02		MACs			TACO
BORING	3011-32-B01 (0-1)	3011-32-B02 (0-1)	3011-32-B02 (0-1)D	Most Stringent	Within an MSA	Within Chicago	SCGIER
SAMPLE							
MATRIX	Soil	Soil	Soil				
DEPTH (feet)	0-1	0-1	0-1				
pH	8.37	8.34	8.28				
VOCs (mg/kg)							
Acetone	ND U	0.029	0.026	25	--	--	--
SVOCs (mg/kg)							
Acenaphthene	0.014 J	ND U	ND U	570	--	--	--
Anthracene	0.043	0.016 J	0.013 J	12,000	--	--	--
Benzo[a]anthracene	0.15	0.078	0.059	0.9	1.8	1.1	--
Benzo[a]pyrene	0.19 †	0.09	0.073	0.09	2.1	1.3	--
Benzo[b]fluoranthene	0.29	0.12	0.11	0.9	2.1	1.5	--
Benzo[g,h,i]perylene	0.23	0.08	0.076	--	--	--	--
Benzo[k]fluoranthene	0.098	0.05	0.045	9	--	--	--
Bis(2-ethylhexyl) phthalate	ND U	0.12 J	ND U	46	--	--	--
Chrysene	0.18	0.094	0.082	88	--	--	--
Dibenzo(a,h)anthracene	0.059	ND U	ND U	0.09	0.42	0.2	--
Fluoranthene	0.23	0.098	0.091	3,100	--	--	--
Fluorene	0.014 J	ND U	ND U	560	--	--	--
Indeno[1,2,3-cd]pyrene	0.19	0.072	0.064	0.9	1.6	0.9	--
Naphthalene	0.0061 J	0.0061 J	ND U	1.8	--	--	--
Phenanthrene	0.22	0.079	0.083	--	--	--	--
Pyrene	0.53	0.23	0.2	2,300	--	--	--
Inorganics (mg/kg)							
Antimony	0.27 J	0.3 J	0.22 J	5	--	--	--
Arsenic	3.9	3.9	4.7	11.3	13	--	--
Barium	49	43	48	1,500	--	--	--
Beryllium	0.3	0.35	0.36	22	--	--	--
Boron	6.6	5.4	5.3	40	--	--	--
Cadmium	0.16	0.2	0.18	5.2	--	--	--
Calcium	120,000	120,000	98,000	--	--	--	--
Chromium	12	15	13	21	--	--	--
Cobalt	4.3	4.8	5.6	20	--	--	--
Copper	12	9.8	10	2,900	--	--	--
Iron	8,400	9,100	9,500	15,000	15,900	--	--
Lead	54	53	49	107	--	--	--
Magnesium	48,000	56,000	46,000	325,000	--	--	--
Manganese	310	340	380	630	636	--	--
Mercury	ND U	0.057	0.033	0.89	--	--	--
Nickel	11	11	13	100	--	--	--
Potassium	600	580	650	--	--	--	--
Selenium	0.46 J	0.48 J	0.46 J	1.3	--	--	--
Sodium	2,500	1,100	1,200	--	--	--	--
Thallium	ND U	ND U	ND U	2.6	--	--	--
Vanadium	14	13	15	550	--	--	--
Zinc	46	48	47	5,100	--	--	--
TCLP Metals (mg/L)							
Barium	0.51	0.61	0.59	--	--	--	2
Boron	0.58	0.63	0.57	--	--	--	2
Cobalt	ND U	0.019 J	0.018 J	--	--	--	1
Manganese	1.1 L	8 L	7.6 L	--	--	--	0.15
Nickel	0.011 J	0.019 J	0.018 J	--	--	--	0.1
Zinc	0.12 J	1	0.4 J	--	--	--	5
SPLP Metals (mg/L)							
Manganese	0.21 L	0.91 L	0.64 L	--	--	--	0.15

CONTAMINANTS OF CONCERN

SITE	ISGS #3011-34 (Residence & Burgin Farms)	Comparison Criteria			
BORING	3011-34-B01	MACs			TACO
SAMPLE	3011-34-B01 (0-1)	Most Stringent	Within an MSA	Within Chicago	SCGIER
MATRIX	Soil				
DEPTH (feet)	0-1				
pH	8.28				
VOCs (None Detected)					
SVOCs (mg/kg)					
Anthracene	0.014 J	12,000	--	--	--
Benzo[a]anthracene	0.066	0.9	1.8	1.1	--
Benzo[a]pyrene	0.094 †	0.09	2.1	1.3	--
Benzo[b]fluoranthene	0.13	0.9	2.1	1.5	--
Benzo[g,h,i]perylene	0.11	--	--	--	--
Benzo[k]fluoranthene	0.033 J	9	--	--	--
Chrysene	0.093	88	--	--	--
Fluoranthene	0.088	3,100	--	--	--
Indeno[1,2,3-cd]pyrene	0.099	0.9	1.6	0.9	--
Phenanthrene	0.066	--	--	--	--
Pyrene	0.22	2,300	--	--	--
Inorganics (mg/kg)					
Antimony	0.21 J	5	--	--	--
Arsenic	4.1	11.3	13	--	--
Barium	46	1,500	--	--	--
Beryllium	0.27	22	--	--	--
Boron	6.2	40	--	--	--
Cadmium	0.13	5.2	--	--	--
Calcium	120,000	--	--	--	--
Chromium	9.5	21	--	--	--
Cobalt	5.2	20	--	--	--
Copper	9	2,900	--	--	--
Iron	8,800	15,000	15,900	--	--
Lead	15	107	--	--	--
Magnesium	71,000	325,000	--	--	--
Manganese	480	630	636	--	--
Mercury	0.035	0.89	--	--	--
Nickel	11	100	--	--	--
Potassium	550	--	--	--	--
Selenium	0.35 J	1.3	--	--	--
Silver	0.09 J	4.4	--	--	--
Sodium	940	--	--	--	--
Vanadium	13	550	--	--	--
Zinc	33	5,100	--	--	--
TCLP Metals (mg/L)					
Barium	0.55	--	--	--	2
Boron	0.74	--	--	--	2
Cobalt	0.013 J	--	--	--	1
Manganese	4.7 L	--	--	--	0.15
Nickel	0.017 J	--	--	--	0.1
Zinc	0.33 J	--	--	--	5
SPLP Metals (mg/L)					
Manganese	0.39 L	--	--	--	0.15

TestAmerica

THE LEADER IN ENVIRONMENTAL TESTING

ANALYTICAL REPORT

TestAmerica Laboratories, Inc.
TestAmerica Chicago
2417 Bond Street
University Park, IL 60484
Tel: (708)534-5200

TestAmerica Job ID: 500-107642-7
Client Project/Site: IDOT - IL 38 - WO 008

For:
Ecology and Environment, Inc.
33 West Monroe St.
Suite 1410
Chicago, Illinois 60603

Attn: Mr. Dean Tiebout

Jodie Bracken

Authorized for release by:
2/29/2016 5:10:19 PM
Jodie Bracken, Project Management Assistant II
jodie.bracken@testamericainc.com

Designee for
Richard Wright, Senior Project Manager
(708)534-5200
richard.wright@testamericainc.com

LINKS

Review your project
results through
TotalAccess

Have a Question?



Visit us at:
www.testamericainc.com

The test results in this report meet all 2003 NELAC and 2009 TNI requirements for accredited parameters, exceptions are noted in this report. This report may not be reproduced except in full, and with written approval from the laboratory. For questions please contact the Project Manager at the e-mail address or telephone number listed on this page.

This report has been electronically signed and authorized by the signatory. Electronic signature is intended to be the legally binding equivalent of a traditionally handwritten signature.

Results relate only to the items tested and the sample(s) as received by the laboratory.

1

2

3

4

5

6

7

8

9

10



Table of Contents

Cover Page	1
Table of Contents	2
Case Narrative	3
Detection Summary	4
Sample Summary	8
Client Sample Results	9
Definitions	25
Certification Summary	26
Chain of Custody	27
Receipt Checklists	28

Case Narrative

Client: Ecology and Environment, Inc.
Project/Site: IDOT - IL 38 - WO 008

TestAmerica Job ID: 500-107642-7

Job ID: 500-107642-7

Laboratory: TestAmerica Chicago

Narrative

Job Narrative 500-107642-7

Comments

No additional comments.

Receipt

The samples were received on 2/17/2016 7:45 AM; the samples arrived in good condition, properly preserved and, where required, on ice. The temperatures of the 4 coolers at receipt time were 2.5° C, 2.8° C, 3.2° C and 3.5° C.

GC/MS VOA

Method(s) 8260B: The following analyte recovered outside control limits for the LCS/LCSD associated with 500-324046: Bromomethane. This is not indicative of a systematic control problem because this was a random marginal exceedance. Qualified results have been reported.

Method(s) 8260B: The laboratory control sample (LCS) and / or laboratory control sample duplicate (LCSD) for 500-324046 recovered outside control limits for the following analyte: 1,2-Dichloropropane. This analyte was biased high in the LCS/LCSD and was not detected in the associated samples; therefore, the data have been reported.

Method(s) 8260B: The following analyte recovered outside control limits for the LCS/LCSD associated with 500-324219: Bromomethane. This is not indicative of a systematic control problem because this was a random marginal exceedance. Qualified results have been reported.

No additional analytical or quality issues were noted, other than those described above or in the Definitions/Glossary page.

GC/MS Semi VOA

Method(s) 8270D: The following sample contained one acid surrogate and/or one base/neutral surrogate outside acceptance limits: 3011-32-B03 (0-1) (500-107642-14), 3011-32-B01 (0-1) (500-107642-15), 3011-32-B02 (0-1) (500-107642-16), 3011-32-B02 (0-1)D (500-107642-17), (500-107642-E-1-B MS) and (500-107642-E-1-C MSD). The laboratory's SOP allows one acid and one base/neutral surrogate to be outside acceptance limits; therefore, re-extraction was not performed. These results have been reported and qualified.

No additional analytical or quality issues were noted, other than those described above or in the Definitions/Glossary page.

Metals

Method(s) 6010B: The method blank for preparation batch 500-324239 and analytical batch 500-324569 contained Calcium, Chromium, and Magnesium above the reporting limit (RL). Associated samples 3011-32-B03 (0-1) (500-107642-14), 3011-32-B01 (0-1) (500-107642-15), 3011-32-B02 (0-1) (500-107642-16), 3011-32-B02 (0-1)D (500-107642-17) and (500-107642-E-1-H) were not re-extracted and/or re-analyzed because results were greater than 10X the value found in the method blank.

No additional analytical or quality issues were noted, other than those described above or in the Definitions/Glossary page.

General Chemistry

No analytical or quality issues were noted, other than those described in the Definitions/Glossary page.

Organic Prep

No analytical or quality issues were noted, other than those described in the Definitions/Glossary page.

Detection Summary

Client: Ecology and Environment, Inc.
Project/Site: IDOT - IL 38 - WO 008

TestAmerica Job ID: 500-107642-7



Client Sample ID: 3011-32-B01 (0-1)

Lab Sample ID: 500-107642-15

Analyte	Result	Qualifier	RL	MDL	Unit	Dil	Fac	D	Method	Prep Type
Naphthalene	0.0061	J	0.035	0.0055	mg/Kg	1	*	*	8270D	Total/NA
Acenaphthene	0.014	J	0.035	0.0064	mg/Kg	1	*	*	8270D	Total/NA
Fluorene	0.014	J	0.035	0.0050	mg/Kg	1	*	*	8270D	Total/NA
Phenanthrene	0.22		0.035	0.0050	mg/Kg	1	*	*	8270D	Total/NA
Anthracene	0.043		0.035	0.0059	mg/Kg	1	*	*	8270D	Total/NA
Fluoranthene	0.23		0.035	0.0066	mg/Kg	1	*	*	8270D	Total/NA
Pyrene	0.53		0.035	0.0071	mg/Kg	1	*	*	8270D	Total/NA
Benzo[a]anthracene	0.15		0.035	0.0048	mg/Kg	1	*	*	8270D	Total/NA
Chrysene	0.18		0.035	0.0097	mg/Kg	1	*	*	8270D	Total/NA

This Detection Summary does not include radiochemical test results.

TestAmerica Chicago

Detection Summary

Client: Ecology and Environment, Inc.
Project/Site: IDOT - IL 38 - WO 008

TestAmerica Job ID: 500-107642-7

Client Sample ID: 3011-32-B01 (0-1) (Continued)

Lab Sample ID: 500-107642-15

Analyte	Result	Qualifier	RL	MDL	Unit	Dil Fac	D	Method	Prep Type
Benzo[b]fluoranthene	0.29		0.035	0.0077	mg/Kg	1	☼	8270D	Total/NA
Benzo[k]fluoranthene	0.098		0.035	0.010	mg/Kg	1	☼	8270D	Total/NA
Benzo[a]pyrene	0.19		0.035	0.0069	mg/Kg	1	☼	8270D	Total/NA
Indeno[1,2,3-cd]pyrene	0.19		0.035	0.0092	mg/Kg	1	☼	8270D	Total/NA
Dibenz(a,h)anthracene	0.059		0.035	0.0069	mg/Kg	1	☼	8270D	Total/NA
Benzo[g,h,i]perylene	0.23		0.035	0.011	mg/Kg	1	☼	8270D	Total/NA
Antimony	0.27	J	0.97	0.20	mg/Kg	1	☼	6010B	Total/NA
Arsenic	3.9		0.48	0.22	mg/Kg	1	☼	6010B	Total/NA
Barium	49		0.48	0.088	mg/Kg	1	☼	6010B	Total/NA
Beryllium	0.30		0.19	0.042	mg/Kg	1	☼	6010B	Total/NA
Boron	6.6		2.4	0.34	mg/Kg	1	☼	6010B	Total/NA
Cadmium	0.16		0.097	0.028	mg/Kg	1	☼	6010B	Total/NA
Calcium	120000	B	97	31	mg/Kg	10	☼	6010B	Total/NA
Chromium	12	B	0.48	0.083	mg/Kg	1	☼	6010B	Total/NA
Cobalt	4.3		0.24	0.055	mg/Kg	1	☼	6010B	Total/NA
Copper	12		0.48	0.10	mg/Kg	1	☼	6010B	Total/NA
Iron	8400	B	9.7	3.7	mg/Kg	1	☼	6010B	Total/NA
Lead	54		0.24	0.12	mg/Kg	1	☼	6010B	Total/NA
Magnesium	48000	B	4.8	2.0	mg/Kg	1	☼	6010B	Total/NA
Manganese	310		0.48	0.096	mg/Kg	1	☼	6010B	Total/NA
Nickel	11	B	0.48	0.13	mg/Kg	1	☼	6010B	Total/NA
Potassium	600		24	3.9	mg/Kg	1	☼	6010B	Total/NA
Selenium	0.46	J	0.48	0.24	mg/Kg	1	☼	6010B	Total/NA
Sodium	2500		48	6.4	mg/Kg	1	☼	6010B	Total/NA
Vanadium	14		0.24	0.071	mg/Kg	1	☼	6010B	Total/NA
Zinc	46	B	4.8	1.5	mg/Kg	5	☼	6010B	Total/NA
Barium	0.51		0.50	0.050	mg/L	1		6010B	TCLP
Boron	0.58		0.50	0.050	mg/L	1		6010B	TCLP
Manganese	1.1		0.025	0.010	mg/L	1		6010B	TCLP
Nickel	0.011	J	0.025	0.010	mg/L	1		6010B	TCLP
Zinc	0.12	J B	0.50	0.020	mg/L	1		6010B	TCLP
Manganese	0.21		0.025	0.010	mg/L	1		6010B	SPLP East
pH	8.37		0.200	0.200	SU	1		9045D	Total/NA

Client Sample ID: 3011-32-B02 (0-1)

Lab Sample ID: 500-107642-16

Analyte	Result	Qualifier	RL	MDL	Unit	Dil Fac	D	Method	Prep Type
Acetone	0.029		0.022	0.0043	mg/Kg	1	☼	8260B	Total/NA
Naphthalene	0.0061	J	0.037	0.0058	mg/Kg	1	☼	8270D	Total/NA
Phenanthrene	0.079		0.037	0.0052	mg/Kg	1	☼	8270D	Total/NA
Anthracene	0.016	J	0.037	0.0063	mg/Kg	1	☼	8270D	Total/NA
Fluoranthene	0.098		0.037	0.0070	mg/Kg	1	☼	8270D	Total/NA
Pyrene	0.23		0.037	0.0075	mg/Kg	1	☼	8270D	Total/NA
Benzo[a]anthracene	0.078		0.037	0.0051	mg/Kg	1	☼	8270D	Total/NA
Chrysene	0.094		0.037	0.010	mg/Kg	1	☼	8270D	Total/NA
Bis(2-ethylhexyl) phthalate	0.12	J	0.19	0.069	mg/Kg	1	☼	8270D	Total/NA
Benzo[b]fluoranthene	0.12		0.037	0.0081	mg/Kg	1	☼	8270D	Total/NA
Benzo[k]fluoranthene	0.050		0.037	0.011	mg/Kg	1	☼	8270D	Total/NA
Benzo[a]pyrene	0.090		0.037	0.0073	mg/Kg	1	☼	8270D	Total/NA
Indeno[1,2,3-cd]pyrene	0.072		0.037	0.0098	mg/Kg	1	☼	8270D	Total/NA

This Detection Summary does not include radiochemical test results.

TestAmerica Chicago

Detection Summary

Client: Ecology and Environment, Inc.
Project/Site: IDOT - IL 38 - WO 008

TestAmerica Job ID: 500-107642-7

Client Sample ID: 3011-32-B02 (0-1) (Continued)

Lab Sample ID: 500-107642-16

Analyte	Result	Qualifier	RL	MDL	Unit	Dil Fac	D	Method	Prep Type
Benzo[g,h,i]perylene	0.080		0.037	0.012	mg/Kg	1	☼	8270D	Total/NA
Antimony	0.30	J	1.1	0.23	mg/Kg	1	☼	6010B	Total/NA
Arsenic	3.9		0.57	0.26	mg/Kg	1	☼	6010B	Total/NA
Barium	43		0.57	0.10	mg/Kg	1	☼	6010B	Total/NA
Beryllium	0.35		0.23	0.049	mg/Kg	1	☼	6010B	Total/NA
Boron	5.4		2.8	0.40	mg/Kg	1	☼	6010B	Total/NA
Cadmium	0.20		0.11	0.033	mg/Kg	1	☼	6010B	Total/NA
Calcium	120000	B	110	36	mg/Kg	10	☼	6010B	Total/NA
Chromium	15	B	0.57	0.097	mg/Kg	1	☼	6010B	Total/NA
Cobalt	4.8		0.28	0.064	mg/Kg	1	☼	6010B	Total/NA
Copper	9.8		0.57	0.12	mg/Kg	1	☼	6010B	Total/NA
Iron	9100	B	11	4.4	mg/Kg	1	☼	6010B	Total/NA
Lead	53		0.28	0.14	mg/Kg	1	☼	6010B	Total/NA
Magnesium	56000	B	5.7	2.3	mg/Kg	1	☼	6010B	Total/NA
Manganese	340		0.57	0.11	mg/Kg	1	☼	6010B	Total/NA
Nickel	11	B	0.57	0.15	mg/Kg	1	☼	6010B	Total/NA
Potassium	580		28	4.6	mg/Kg	1	☼	6010B	Total/NA
Selenium	0.48	J	0.57	0.28	mg/Kg	1	☼	6010B	Total/NA
Sodium	1100		57	7.5	mg/Kg	1	☼	6010B	Total/NA
Vanadium	13		0.28	0.083	mg/Kg	1	☼	6010B	Total/NA
Zinc	48	B	5.7	1.8	mg/Kg	5	☼	6010B	Total/NA
Barium	0.61		0.50	0.050	mg/L	1		6010B	TCLP
Boron	0.63		0.50	0.050	mg/L	1		6010B	TCLP
Cobalt	0.019	J	0.025	0.010	mg/L	1		6010B	TCLP
Manganese	8.0		0.025	0.010	mg/L	1		6010B	TCLP
Nickel	0.019	J	0.025	0.010	mg/L	1		6010B	TCLP
Zinc	1.0	B	0.50	0.020	mg/L	1		6010B	TCLP
Manganese	0.91		0.025	0.010	mg/L	1		6010B	SPLP East
Mercury	0.057		0.018	0.0095	mg/Kg	1	☼	7471B	Total/NA
pH	8.34		0.200	0.200	SU	1		9045D	Total/NA

Client Sample ID: 3011-32-B02 (0-1)D

Lab Sample ID: 500-107642-17

Analyte	Result	Qualifier	RL	MDL	Unit	Dil Fac	D	Method	Prep Type
Acetone	0.026		0.019	0.0038	mg/Kg	1	☼	8260B	Total/NA
Phenanthrene	0.083		0.037	0.0051	mg/Kg	1	☼	8270D	Total/NA
Anthracene	0.013	J	0.037	0.0062	mg/Kg	1	☼	8270D	Total/NA
Fluoranthene	0.091		0.037	0.0068	mg/Kg	1	☼	8270D	Total/NA
Pyrene	0.20		0.037	0.0073	mg/Kg	1	☼	8270D	Total/NA
Benzo[a]anthracene	0.059		0.037	0.0050	mg/Kg	1	☼	8270D	Total/NA
Chrysene	0.082		0.037	0.010	mg/Kg	1	☼	8270D	Total/NA
Benzo[b]fluoranthene	0.11		0.037	0.0080	mg/Kg	1	☼	8270D	Total/NA
Benzo[k]fluoranthene	0.045		0.037	0.011	mg/Kg	1	☼	8270D	Total/NA
Benzo[a]pyrene	0.073		0.037	0.0071	mg/Kg	1	☼	8270D	Total/NA
Indeno[1,2,3-cd]pyrene	0.064		0.037	0.0096	mg/Kg	1	☼	8270D	Total/NA
Benzo[g,h,i]perylene	0.076		0.037	0.012	mg/Kg	1	☼	8270D	Total/NA
Antimony	0.22	J	1.0	0.21	mg/Kg	1	☼	6010B	Total/NA
Arsenic	4.7		0.50	0.23	mg/Kg	1	☼	6010B	Total/NA
Barium	48		0.50	0.092	mg/Kg	1	☼	6010B	Total/NA
Beryllium	0.36		0.20	0.043	mg/Kg	1	☼	6010B	Total/NA

This Detection Summary does not include radiochemical test results.

TestAmerica Chicago

Detection Summary

Client: Ecology and Environment, Inc.
Project/Site: IDOT - IL 38 - WO 008

TestAmerica Job ID: 500-107642-7

Client Sample ID: 3011-32-B02 (0-1)D (Continued)

Lab Sample ID: 500-107642-17

Analyte	Result	Qualifier	RL	MDL	Unit	Dil Fac	D	Method	Prep Type
Boron	5.3		2.5	0.35	mg/Kg	1	☼	6010B	Total/NA
Cadmium	0.18		0.10	0.029	mg/Kg	1	☼	6010B	Total/NA
Calcium	98000	B	100	32	mg/Kg	10	☼	6010B	Total/NA
Chromium	13	B	0.50	0.086	mg/Kg	1	☼	6010B	Total/NA
Cobalt	5.6		0.25	0.057	mg/Kg	1	☼	6010B	Total/NA
Copper	10		0.50	0.11	mg/Kg	1	☼	6010B	Total/NA
Iron	9500	B	10	3.9	mg/Kg	1	☼	6010B	Total/NA
Lead	49		0.25	0.12	mg/Kg	1	☼	6010B	Total/NA
Magnesium	46000	B	5.0	2.0	mg/Kg	1	☼	6010B	Total/NA
Manganese	380		0.50	0.099	mg/Kg	1	☼	6010B	Total/NA
Nickel	13	B	0.50	0.14	mg/Kg	1	☼	6010B	Total/NA
Potassium	650		25	4.1	mg/Kg	1	☼	6010B	Total/NA
Selenium	0.46	J	0.50	0.25	mg/Kg	1	☼	6010B	Total/NA
Sodium	1200		50	6.6	mg/Kg	1	☼	6010B	Total/NA
Vanadium	15		0.25	0.073	mg/Kg	1	☼	6010B	Total/NA
Zinc	47	B	5.0	1.6	mg/Kg	5	☼	6010B	Total/NA
Barium	0.59		0.50	0.050	mg/L	1		6010B	TCLP
Boron	0.57		0.50	0.050	mg/L	1		6010B	TCLP
Cobalt	0.018	J	0.025	0.010	mg/L	1		6010B	TCLP
Manganese	7.6		0.025	0.010	mg/L	1		6010B	TCLP
Nickel	0.018	J	0.025	0.010	mg/L	1		6010B	TCLP
Zinc	0.40	J B	0.50	0.020	mg/L	1		6010B	TCLP
Manganese	0.64		0.025	0.010	mg/L	1		6010B	SPLP East
Mercury	0.033		0.017	0.0087	mg/Kg	1	☼	7471B	Total/NA
pH	8.28		0.200	0.200	SU	1		9045D	Total/NA

This Detection Summary does not include radiochemical test results.

TestAmerica Chicago

Sample Summary

Client: Ecology and Environment, Inc.
Project/Site: IDOT - IL 38 - WO 008

TestAmerica Job ID: 500-107642-7

Lab Sample ID	Client Sample ID	Matrix	Collected	Received
500-107642-15	3011-32-B01 (0-1)	Solid	02/16/16 14:35	02/17/16 07:45
500-107642-16	3011-32-B02 (0-1)	Solid	02/16/16 14:40	02/17/16 07:45
500-107642-17	3011-32-B02 (0-1)D	Solid	02/16/16 14:40	02/17/16 07:45

1

2

3

4

5

6

7

8

9

10

Client Sample Results

Client: Ecology and Environment, Inc.
Project/Site: IDOT - IL 38 - WO 008

TestAmerica Job ID: 500-107642-7

Client Sample ID: 3011-32-B01 (0-1)

Lab Sample ID: 500-107642-15

Date Collected: 02/16/16 14:35

Matrix: Solid

Date Received: 02/17/16 07:45

Percent Solids: 88.3

Method: 8260B - Volatile Organic Compounds (GC/MS)

Analyte	Result	Qualifier	RL	MDL	Unit	D	Prepared	Analyzed	Dil Fac
Acetone	<0.018		0.018	0.0035	mg/Kg	☼	02/17/16 08:40	02/23/16 16:39	1
Benzene	<0.0046		0.0046	0.0010	mg/Kg	☼	02/17/16 08:40	02/23/16 16:39	1
Bromodichloromethane	<0.0046		0.0046	0.00077	mg/Kg	☼	02/17/16 08:40	02/23/16 16:39	1
Bromoform	<0.0046		0.0046	0.00093	mg/Kg	☼	02/17/16 08:40	02/23/16 16:39	1
Bromomethane	<0.0046	*	0.0046	0.0017	mg/Kg	☼	02/17/16 08:40	02/23/16 16:39	1
2-Butanone (MEK)	<0.0046		0.0046	0.0016	mg/Kg	☼	02/17/16 08:40	02/23/16 16:39	1
Carbon disulfide	<0.0046		0.0046	0.0017	mg/Kg	☼	02/17/16 08:40	02/23/16 16:39	1
Carbon tetrachloride	<0.0046		0.0046	0.00098	mg/Kg	☼	02/17/16 08:40	02/23/16 16:39	1
Chlorobenzene	<0.0046		0.0046	0.0011	mg/Kg	☼	02/17/16 08:40	02/23/16 16:39	1
Chloroethane	<0.0046		0.0046	0.0019	mg/Kg	☼	02/17/16 08:40	02/23/16 16:39	1
Chloroform	<0.0046		0.0046	0.00089	mg/Kg	☼	02/17/16 08:40	02/23/16 16:39	1
Chloromethane	<0.0046		0.0046	0.0011	mg/Kg	☼	02/17/16 08:40	02/23/16 16:39	1
cis-1,2-Dichloroethene	<0.0046		0.0046	0.00093	mg/Kg	☼	02/17/16 08:40	02/23/16 16:39	1
cis-1,3-Dichloropropene	<0.0046		0.0046	0.0010	mg/Kg	☼	02/17/16 08:40	02/23/16 16:39	1
Dibromochloromethane	<0.0046		0.0046	0.00053	mg/Kg	☼	02/17/16 08:40	02/23/16 16:39	1
1,1-Dichloroethane	<0.0046		0.0046	0.00094	mg/Kg	☼	02/17/16 08:40	02/23/16 16:39	1
1,2-Dichloroethane	<0.0046		0.0046	0.00068	mg/Kg	☼	02/17/16 08:40	02/23/16 16:39	1
1,1-Dichloroethene	<0.0046		0.0046	0.0017	mg/Kg	☼	02/17/16 08:40	02/23/16 16:39	1
1,2-Dichloropropane	<0.0046	*	0.0046	0.0012	mg/Kg	☼	02/17/16 08:40	02/23/16 16:39	1
1,3-Dichloropropane, Total	<0.0046		0.0046	0.0013	mg/Kg	☼	02/17/16 08:40	02/23/16 16:39	1
Ethylbenzene	<0.0046		0.0046	0.0011	mg/Kg	☼	02/17/16 08:40	02/23/16 16:39	1
2-Hexanone	<0.0046		0.0046	0.0014	mg/Kg	☼	02/17/16 08:40	02/23/16 16:39	1
Methylene Chloride	<0.0046		0.0046	0.0035	mg/Kg	☼	02/17/16 08:40	02/23/16 16:39	1
4-Methyl-2-pentanone (MIBK)	<0.0046		0.0046	0.00094	mg/Kg	☼	02/17/16 08:40	02/23/16 16:39	1
Methyl tert-butyl ether	<0.0046		0.0046	0.0011	mg/Kg	☼	02/17/16 08:40	02/23/16 16:39	1
Styrene	<0.0046		0.0046	0.0011	mg/Kg	☼	02/17/16 08:40	02/23/16 16:39	1
1,1,2,2-Tetrachloroethane	<0.0046		0.0046	0.00073	mg/Kg	☼	02/17/16 08:40	02/23/16 16:39	1
Tetrachloroethene	<0.0046		0.0046	0.00095	mg/Kg	☼	02/17/16 08:40	02/23/16 16:39	1
Toluene	<0.0046		0.0046	0.0016	mg/Kg	☼	02/17/16 08:40	02/23/16 16:39	1
trans-1,2-Dichloroethene	<0.0046		0.0046	0.0011	mg/Kg	☼	02/17/16 08:40	02/23/16 16:39	1
trans-1,3-Dichloropropene	<0.0046		0.0046	0.0013	mg/Kg	☼	02/17/16 08:40	02/23/16 16:39	1
1,1,1-Trichloroethane	<0.0046		0.0046	0.0011	mg/Kg	☼	02/17/16 08:40	02/23/16 16:39	1
1,1,2-Trichloroethane	<0.0046		0.0046	0.00089	mg/Kg	☼	02/17/16 08:40	02/23/16 16:39	1
Trichloroethene	<0.0046		0.0046	0.0012	mg/Kg	☼	02/17/16 08:40	02/23/16 16:39	1
Vinyl acetate	<0.0046		0.0046	0.0012	mg/Kg	☼	02/17/16 08:40	02/23/16 16:39	1
Vinyl chloride	<0.0046		0.0046	0.0011	mg/Kg	☼	02/17/16 08:40	02/23/16 16:39	1
Xylenes, Total	<0.0092		0.0092	0.0017	mg/Kg	☼	02/17/16 08:40	02/23/16 16:39	1

Surrogate	%Recovery	Qualifier	Limits	Prepared	Analyzed	Dil Fac
4-Bromofluorobenzene (Surr)	90		70 - 122	02/17/16 08:40	02/23/16 16:39	1
Dibromofluoromethane	94		75 - 120	02/17/16 08:40	02/23/16 16:39	1
1,2-Dichloroethane-d4 (Surr)	79		70 - 134	02/17/16 08:40	02/23/16 16:39	1
Toluene-d8 (Surr)	106		75 - 122	02/17/16 08:40	02/23/16 16:39	1

Method: 8270D - Semivolatile Organic Compounds (GC/MS)

Analyte	Result	Qualifier	RL	MDL	Unit	D	Prepared	Analyzed	Dil Fac
Phenol	<0.18		0.18	0.079	mg/Kg	☼	02/22/16 07:04	02/27/16 02:24	1
Bis(2-chloroethyl)ether	<0.18		0.18	0.053	mg/Kg	☼	02/22/16 07:04	02/27/16 02:24	1
1,3-Dichlorobenzene	<0.18		0.18	0.040	mg/Kg	☼	02/22/16 07:04	02/27/16 02:24	1
1,4-Dichlorobenzene	<0.18		0.18	0.046	mg/Kg	☼	02/22/16 07:04	02/27/16 02:24	1

TestAmerica Chicago

Client Sample Results

Client: Ecology and Environment, Inc.
Project/Site: IDOT - IL 38 - WO 008

TestAmerica Job ID: 500-107642-7

Client Sample ID: 3011-32-B01 (0-1)

Lab Sample ID: 500-107642-15

Date Collected: 02/16/16 14:35

Matrix: Solid

Date Received: 02/17/16 07:45

Percent Solids: 88.3

Method: 8270D - Semivolatile Organic Compounds (GC/MS) (Continued)

Analyte	Result	Qualifier	RL	MDL	Unit	D	Prepared	Analyzed	Dil Fac
1,2-Dichlorobenzene	<0.18		0.18	0.043	mg/Kg	☼	02/22/16 07:04	02/27/16 02:24	1
2-Methylphenol	<0.18		0.18	0.057	mg/Kg	☼	02/22/16 07:04	02/27/16 02:24	1
2,2'-oxybis[1-chloropropane]	<0.18		0.18	0.041	mg/Kg	☼	02/22/16 07:04	02/27/16 02:24	1
N-Nitrosodi-n-propylamine	<0.072		0.072	0.043	mg/Kg	☼	02/22/16 07:04	02/27/16 02:24	1
Hexachloroethane	<0.18		0.18	0.054	mg/Kg	☼	02/22/16 07:04	02/27/16 02:24	1
2-Chlorophenol	<0.18		0.18	0.061	mg/Kg	☼	02/22/16 07:04	02/27/16 02:24	1
Nitrobenzene	<0.035		0.035	0.0089	mg/Kg	☼	02/22/16 07:04	02/27/16 02:24	1
Bis(2-chloroethoxy)methane	<0.18		0.18	0.036	mg/Kg	☼	02/22/16 07:04	02/27/16 02:24	1
1,2,4-Trichlorobenzene	<0.18		0.18	0.038	mg/Kg	☼	02/22/16 07:04	02/27/16 02:24	1
Isophorone	<0.18		0.18	0.040	mg/Kg	☼	02/22/16 07:04	02/27/16 02:24	1
2,4-Dimethylphenol	<0.35		0.35	0.13	mg/Kg	☼	02/22/16 07:04	02/27/16 02:24	1
Hexachlorobutadiene	<0.18		0.18	0.056	mg/Kg	☼	02/22/16 07:04	02/27/16 02:24	1
Naphthalene	0.0061	J	0.035	0.0055	mg/Kg	☼	02/22/16 07:04	02/27/16 02:24	1
2,4-Dichlorophenol	<0.35		0.35	0.084	mg/Kg	☼	02/22/16 07:04	02/27/16 02:24	1
4-Chloroaniline	<0.72		0.72	0.17	mg/Kg	☼	02/22/16 07:04	02/27/16 02:24	1
2,4,6-Trichlorophenol	<0.35		0.35	0.12	mg/Kg	☼	02/22/16 07:04	02/27/16 02:24	1
2,4,5-Trichlorophenol	<0.35		0.35	0.081	mg/Kg	☼	02/22/16 07:04	02/27/16 02:24	1
Hexachlorocyclopentadiene	<0.72		0.72	0.20	mg/Kg	☼	02/22/16 07:04	02/27/16 02:24	1
2-Methylnaphthalene	<0.035		0.035	0.0065	mg/Kg	☼	02/22/16 07:04	02/27/16 02:24	1
2-Nitroaniline	<0.18		0.18	0.048	mg/Kg	☼	02/22/16 07:04	02/27/16 02:24	1
2-Chloronaphthalene	<0.18		0.18	0.039	mg/Kg	☼	02/22/16 07:04	02/27/16 02:24	1
4-Chloro-3-methylphenol	<0.35		0.35	0.12	mg/Kg	☼	02/22/16 07:04	02/27/16 02:24	1
2,6-Dinitrotoluene	<0.18		0.18	0.070	mg/Kg	☼	02/22/16 07:04	02/27/16 02:24	1
2-Nitrophenol	<0.35		0.35	0.084	mg/Kg	☼	02/22/16 07:04	02/27/16 02:24	1
3-Nitroaniline	<0.35		0.35	0.11	mg/Kg	☼	02/22/16 07:04	02/27/16 02:24	1
Dimethyl phthalate	<0.18		0.18	0.046	mg/Kg	☼	02/22/16 07:04	02/27/16 02:24	1
2,4-Dinitrophenol	<0.72		0.72	0.63	mg/Kg	☼	02/22/16 07:04	02/27/16 02:24	1
Acenaphthylene	<0.035		0.035	0.0047	mg/Kg	☼	02/22/16 07:04	02/27/16 02:24	1
2,4-Dinitrotoluene	<0.18		0.18	0.057	mg/Kg	☼	02/22/16 07:04	02/27/16 02:24	1
Acenaphthene	0.014	J	0.035	0.0064	mg/Kg	☼	02/22/16 07:04	02/27/16 02:24	1
Dibenzofuran	<0.18		0.18	0.042	mg/Kg	☼	02/22/16 07:04	02/27/16 02:24	1
4-Nitrophenol	<0.72		0.72	0.34	mg/Kg	☼	02/22/16 07:04	02/27/16 02:24	1
Fluorene	0.014	J	0.035	0.0050	mg/Kg	☼	02/22/16 07:04	02/27/16 02:24	1
4-Nitroaniline	<0.35		0.35	0.15	mg/Kg	☼	02/22/16 07:04	02/27/16 02:24	1
4-Bromophenyl phenyl ether	<0.18		0.18	0.047	mg/Kg	☼	02/22/16 07:04	02/27/16 02:24	1
Hexachlorobenzene	<0.072		0.072	0.0082	mg/Kg	☼	02/22/16 07:04	02/27/16 02:24	1
Diethyl phthalate	<0.18		0.18	0.060	mg/Kg	☼	02/22/16 07:04	02/27/16 02:24	1
4-Chlorophenyl phenyl ether	<0.18		0.18	0.042	mg/Kg	☼	02/22/16 07:04	02/27/16 02:24	1
Pentachlorophenol	<0.72		0.72	0.57	mg/Kg	☼	02/22/16 07:04	02/27/16 02:24	1
N-Nitrosodiphenylamine	<0.18		0.18	0.042	mg/Kg	☼	02/22/16 07:04	02/27/16 02:24	1
4,6-Dinitro-2-methylphenol	<0.72		0.72	0.29	mg/Kg	☼	02/22/16 07:04	02/27/16 02:24	1
Phenanthrene	0.22		0.035	0.0050	mg/Kg	☼	02/22/16 07:04	02/27/16 02:24	1
Anthracene	0.043		0.035	0.0059	mg/Kg	☼	02/22/16 07:04	02/27/16 02:24	1
Carbazole	<0.18		0.18	0.089	mg/Kg	☼	02/22/16 07:04	02/27/16 02:24	1
Di-n-butyl phthalate	<0.18		0.18	0.054	mg/Kg	☼	02/22/16 07:04	02/27/16 02:24	1
Fluoranthene	0.23		0.035	0.0066	mg/Kg	☼	02/22/16 07:04	02/27/16 02:24	1
Pyrene	0.53		0.035	0.0071	mg/Kg	☼	02/22/16 07:04	02/27/16 02:24	1
Butyl benzyl phthalate	<0.18		0.18	0.068	mg/Kg	☼	02/22/16 07:04	02/27/16 02:24	1
Benzo[a]anthracene	0.15		0.035	0.0048	mg/Kg	☼	02/22/16 07:04	02/27/16 02:24	1

TestAmerica Chicago

Client Sample Results

Client: Ecology and Environment, Inc.
Project/Site: IDOT - IL 38 - WO 008

TestAmerica Job ID: 500-107642-7

Client Sample ID: 3011-32-B01 (0-1)

Lab Sample ID: 500-107642-15

Date Collected: 02/16/16 14:35

Matrix: Solid

Date Received: 02/17/16 07:45

Percent Solids: 88.3

Method: 8270D - Semivolatile Organic Compounds (GC/MS) (Continued)

Analyte	Result	Qualifier	RL	MDL	Unit	D	Prepared	Analyzed	Dil Fac
Chrysene	0.18		0.035	0.0097	mg/Kg	☼	02/22/16 07:04	02/27/16 02:24	1
3,3'-Dichlorobenzidine	<0.18		0.18	0.050	mg/Kg	☼	02/22/16 07:04	02/27/16 02:24	1
Bis(2-ethylhexyl) phthalate	<0.18		0.18	0.065	mg/Kg	☼	02/22/16 07:04	02/27/16 02:24	1
Di-n-octyl phthalate	<0.18		0.18	0.058	mg/Kg	☼	02/22/16 07:04	02/27/16 02:24	1
Benzo[b]fluoranthene	0.29		0.035	0.0077	mg/Kg	☼	02/22/16 07:04	02/27/16 02:24	1
Benzo[k]fluoranthene	0.098		0.035	0.010	mg/Kg	☼	02/22/16 07:04	02/27/16 02:24	1
Benzo[a]pyrene	0.19		0.035	0.0069	mg/Kg	☼	02/22/16 07:04	02/27/16 02:24	1
Indeno[1,2,3-cd]pyrene	0.19		0.035	0.0092	mg/Kg	☼	02/22/16 07:04	02/27/16 02:24	1
Dibenz(a,h)anthracene	0.059		0.035	0.0069	mg/Kg	☼	02/22/16 07:04	02/27/16 02:24	1
Benzo[g,h,i]perylene	0.23		0.035	0.011	mg/Kg	☼	02/22/16 07:04	02/27/16 02:24	1
3 & 4 Methylphenol	<0.18		0.18	0.059	mg/Kg	☼	02/22/16 07:04	02/27/16 02:24	1

Surrogate	%Recovery	Qualifier	Limits	Prepared	Analyzed	Dil Fac
2-Fluorophenol	93		25 - 110	02/22/16 07:04	02/27/16 02:24	1
Phenol-d5	91		31 - 110	02/22/16 07:04	02/27/16 02:24	1
Nitrobenzene-d5	86		25 - 115	02/22/16 07:04	02/27/16 02:24	1
2-Fluorobiphenyl	77		25 - 119	02/22/16 07:04	02/27/16 02:24	1
2,4,6-Tribromophenol	77		35 - 137	02/22/16 07:04	02/27/16 02:24	1
Terphenyl-d14	172	X	36 - 134	02/22/16 07:04	02/27/16 02:24	1

Method: 6010B - Metals (ICP)

Analyte	Result	Qualifier	RL	MDL	Unit	D	Prepared	Analyzed	Dil Fac
Antimony	0.27	J	0.97	0.20	mg/Kg	☼	02/24/16 08:46	02/26/16 03:02	1
Arsenic	3.9		0.48	0.22	mg/Kg	☼	02/24/16 08:46	02/26/16 03:02	1
Barium	49		0.48	0.088	mg/Kg	☼	02/24/16 08:46	02/26/16 03:02	1
Beryllium	0.30		0.19	0.042	mg/Kg	☼	02/24/16 08:46	02/26/16 03:02	1
Boron	6.6		2.4	0.34	mg/Kg	☼	02/24/16 08:46	02/26/16 03:02	1
Cadmium	0.16		0.097	0.028	mg/Kg	☼	02/24/16 08:46	02/26/16 03:02	1
Calcium	120000	B	97	31	mg/Kg	☼	02/24/16 08:46	02/26/16 05:06	10
Chromium	12	B	0.48	0.083	mg/Kg	☼	02/24/16 08:46	02/26/16 03:02	1
Cobalt	4.3		0.24	0.055	mg/Kg	☼	02/24/16 08:46	02/26/16 03:02	1
Copper	12		0.48	0.10	mg/Kg	☼	02/24/16 08:46	02/26/16 03:02	1
Iron	8400	B	9.7	3.7	mg/Kg	☼	02/24/16 08:46	02/26/16 03:02	1
Lead	54		0.24	0.12	mg/Kg	☼	02/24/16 08:46	02/26/16 03:02	1
Magnesium	48000	B	4.8	2.0	mg/Kg	☼	02/24/16 08:46	02/26/16 03:02	1
Manganese	310		0.48	0.096	mg/Kg	☼	02/24/16 08:46	02/26/16 03:02	1
Nickel	11	B	0.48	0.13	mg/Kg	☼	02/24/16 08:46	02/26/16 03:02	1
Potassium	600		24	3.9	mg/Kg	☼	02/24/16 08:46	02/26/16 03:02	1
Selenium	0.46	J	0.48	0.24	mg/Kg	☼	02/24/16 08:46	02/26/16 03:02	1
Silver	<0.24		0.24	0.057	mg/Kg	☼	02/24/16 08:46	02/26/16 03:02	1
Sodium	2500		48	6.4	mg/Kg	☼	02/24/16 08:46	02/26/16 03:02	1
Thallium	<0.48		0.48	0.24	mg/Kg	☼	02/24/16 08:46	02/26/16 03:02	1
Vanadium	14		0.24	0.071	mg/Kg	☼	02/24/16 08:46	02/26/16 03:02	1
Zinc	46	B	4.8	1.5	mg/Kg	☼	02/24/16 08:46	02/26/16 17:25	5

Method: 6010B - Metals (ICP) - TCLP

Analyte	Result	Qualifier	RL	MDL	Unit	D	Prepared	Analyzed	Dil Fac
Barium	0.51		0.50	0.050	mg/L		02/23/16 09:14	02/24/16 21:36	1
Beryllium	<0.0040		0.0040	0.0040	mg/L		02/23/16 09:14	02/24/16 21:36	1
Boron	0.58		0.50	0.050	mg/L		02/23/16 09:14	02/24/16 21:36	1

TestAmerica Chicago

Client Sample Results

Client: Ecology and Environment, Inc.
Project/Site: IDOT - IL 38 - WO 008

TestAmerica Job ID: 500-107642-7

Client Sample ID: 3011-32-B01 (0-1)

Lab Sample ID: 500-107642-15

Date Collected: 02/16/16 14:35

Matrix: Solid

Date Received: 02/17/16 07:45

Percent Solids: 88.3

Method: 6010B - Metals (ICP) - TCLP (Continued)

Analyte	Result	Qualifier	RL	MDL	Unit	D	Prepared	Analyzed	Dil Fac
Cadmium	<0.0050		0.0050	0.0020	mg/L		02/23/16 09:14	02/24/16 21:36	1
Chromium	<0.025		0.025	0.010	mg/L		02/23/16 09:14	02/24/16 21:36	1
Cobalt	<0.025		0.025	0.010	mg/L		02/23/16 09:14	02/24/16 21:36	1
Iron	<0.40		0.40	0.20	mg/L		02/23/16 09:14	02/24/16 21:36	1
Lead	<0.0075		0.0075	0.0075	mg/L		02/23/16 09:14	02/24/16 21:36	1
Manganese	1.1		0.025	0.010	mg/L		02/23/16 09:14	02/24/16 21:36	1
Nickel	0.011	J	0.025	0.010	mg/L		02/23/16 09:14	02/24/16 21:36	1
Selenium	<0.050		0.050	0.020	mg/L		02/23/16 09:14	02/24/16 21:36	1
Silver	<0.025		0.025	0.010	mg/L		02/23/16 09:14	02/24/16 21:36	1
Zinc	0.12	J B	0.50	0.020	mg/L		02/23/16 09:14	02/24/16 21:36	1

Method: 6010B - Metals (ICP) - SPLP East

Analyte	Result	Qualifier	RL	MDL	Unit	D	Prepared	Analyzed	Dil Fac
Manganese	0.21		0.025	0.010	mg/L		02/23/16 09:24	02/25/16 09:33	1

Method: 6020A - Metals (ICP/MS) - TCLP

Analyte	Result	Qualifier	RL	MDL	Unit	D	Prepared	Analyzed	Dil Fac
Antimony	<0.0060		0.0060	0.0060	mg/L		02/23/16 09:14	02/23/16 17:11	1
Thallium	<0.0020		0.0020	0.0020	mg/L		02/23/16 09:14	02/23/16 17:11	1

Method: 7470A - TCLP Mercury - TCLP

Analyte	Result	Qualifier	RL	MDL	Unit	D	Prepared	Analyzed	Dil Fac
Mercury	<0.00020		0.00020	0.00020	mg/L		02/22/16 15:15	02/23/16 12:27	1

Method: 7471B - Mercury (CVAA)

Analyte	Result	Qualifier	RL	MDL	Unit	D	Prepared	Analyzed	Dil Fac
Mercury	<0.018		0.018	0.0093	mg/Kg	☼	02/23/16 15:15	02/24/16 13:50	1

General Chemistry

Analyte	Result	Qualifier	RL	MDL	Unit	D	Prepared	Analyzed	Dil Fac
pH	8.37		0.200	0.200	SU			02/20/16 13:00	1

Client Sample Results

Client: Ecology and Environment, Inc.
Project/Site: IDOT - IL 38 - WO 008

TestAmerica Job ID: 500-107642-7

Client Sample ID: 3011-32-B02 (0-1)

Lab Sample ID: 500-107642-16

Date Collected: 02/16/16 14:40

Matrix: Solid

Date Received: 02/17/16 07:45

Percent Solids: 87.0

Method: 8260B - Volatile Organic Compounds (GC/MS)

Analyte	Result	Qualifier	RL	MDL	Unit	D	Prepared	Analyzed	Dil Fac
Acetone	0.029		0.022	0.0043	mg/Kg	☼	02/17/16 08:40	02/23/16 17:04	1
Benzene	<0.0055		0.0055	0.0012	mg/Kg	☼	02/17/16 08:40	02/23/16 17:04	1
Bromodichloromethane	<0.0055		0.0055	0.00093	mg/Kg	☼	02/17/16 08:40	02/23/16 17:04	1
Bromoform	<0.0055		0.0055	0.0011	mg/Kg	☼	02/17/16 08:40	02/23/16 17:04	1
Bromomethane	<0.0055	*	0.0055	0.0020	mg/Kg	☼	02/17/16 08:40	02/23/16 17:04	1
2-Butanone (MEK)	<0.0055		0.0055	0.0020	mg/Kg	☼	02/17/16 08:40	02/23/16 17:04	1
Carbon disulfide	<0.0055		0.0055	0.0020	mg/Kg	☼	02/17/16 08:40	02/23/16 17:04	1
Carbon tetrachloride	<0.0055		0.0055	0.0012	mg/Kg	☼	02/17/16 08:40	02/23/16 17:04	1
Chlorobenzene	<0.0055		0.0055	0.0013	mg/Kg	☼	02/17/16 08:40	02/23/16 17:04	1
Chloroethane	<0.0055		0.0055	0.0023	mg/Kg	☼	02/17/16 08:40	02/23/16 17:04	1
Chloroform	<0.0055		0.0055	0.0011	mg/Kg	☼	02/17/16 08:40	02/23/16 17:04	1
Chloromethane	<0.0055		0.0055	0.0013	mg/Kg	☼	02/17/16 08:40	02/23/16 17:04	1
cis-1,2-Dichloroethene	<0.0055		0.0055	0.0011	mg/Kg	☼	02/17/16 08:40	02/23/16 17:04	1
cis-1,3-Dichloropropene	<0.0055		0.0055	0.0013	mg/Kg	☼	02/17/16 08:40	02/23/16 17:04	1
Dibromochloromethane	<0.0055		0.0055	0.00064	mg/Kg	☼	02/17/16 08:40	02/23/16 17:04	1
1,1-Dichloroethane	<0.0055		0.0055	0.0011	mg/Kg	☼	02/17/16 08:40	02/23/16 17:04	1
1,2-Dichloroethane	<0.0055		0.0055	0.00082	mg/Kg	☼	02/17/16 08:40	02/23/16 17:04	1
1,1-Dichloroethene	<0.0055		0.0055	0.0020	mg/Kg	☼	02/17/16 08:40	02/23/16 17:04	1
1,2-Dichloropropane	<0.0055	*	0.0055	0.0014	mg/Kg	☼	02/17/16 08:40	02/23/16 17:04	1
1,3-Dichloropropene, Total	<0.0055		0.0055	0.0016	mg/Kg	☼	02/17/16 08:40	02/23/16 17:04	1
Ethylbenzene	<0.0055		0.0055	0.0014	mg/Kg	☼	02/17/16 08:40	02/23/16 17:04	1
2-Hexanone	<0.0055		0.0055	0.0017	mg/Kg	☼	02/17/16 08:40	02/23/16 17:04	1
Methylene Chloride	<0.0055		0.0055	0.0042	mg/Kg	☼	02/17/16 08:40	02/23/16 17:04	1
4-Methyl-2-pentanone (MIBK)	<0.0055		0.0055	0.0011	mg/Kg	☼	02/17/16 08:40	02/23/16 17:04	1
Methyl tert-butyl ether	<0.0055		0.0055	0.0013	mg/Kg	☼	02/17/16 08:40	02/23/16 17:04	1
Styrene	<0.0055		0.0055	0.0013	mg/Kg	☼	02/17/16 08:40	02/23/16 17:04	1
1,1,2,2-Tetrachloroethane	<0.0055		0.0055	0.00088	mg/Kg	☼	02/17/16 08:40	02/23/16 17:04	1
Tetrachloroethene	<0.0055		0.0055	0.0012	mg/Kg	☼	02/17/16 08:40	02/23/16 17:04	1
Toluene	<0.0055		0.0055	0.0019	mg/Kg	☼	02/17/16 08:40	02/23/16 17:04	1
trans-1,2-Dichloroethene	<0.0055		0.0055	0.0014	mg/Kg	☼	02/17/16 08:40	02/23/16 17:04	1
trans-1,3-Dichloropropene	<0.0055		0.0055	0.0016	mg/Kg	☼	02/17/16 08:40	02/23/16 17:04	1
1,1,1-Trichloroethane	<0.0055		0.0055	0.0013	mg/Kg	☼	02/17/16 08:40	02/23/16 17:04	1
1,1,2-Trichloroethane	<0.0055		0.0055	0.0011	mg/Kg	☼	02/17/16 08:40	02/23/16 17:04	1
Trichloroethene	<0.0055		0.0055	0.0015	mg/Kg	☼	02/17/16 08:40	02/23/16 17:04	1
Vinyl acetate	<0.0055		0.0055	0.0015	mg/Kg	☼	02/17/16 08:40	02/23/16 17:04	1
Vinyl chloride	<0.0055		0.0055	0.0013	mg/Kg	☼	02/17/16 08:40	02/23/16 17:04	1
Xylenes, Total	<0.011		0.011	0.0020	mg/Kg	☼	02/17/16 08:40	02/23/16 17:04	1

Surrogate	%Recovery	Qualifier	Limits	Prepared	Analyzed	Dil Fac
4-Bromofluorobenzene (Surr)	96		70 - 122	02/17/16 08:40	02/23/16 17:04	1
Dibromofluoromethane	93		75 - 120	02/17/16 08:40	02/23/16 17:04	1
1,2-Dichloroethane-d4 (Surr)	84		70 - 134	02/17/16 08:40	02/23/16 17:04	1
Toluene-d8 (Surr)	105		75 - 122	02/17/16 08:40	02/23/16 17:04	1

Method: 8270D - Semivolatile Organic Compounds (GC/MS)

Analyte	Result	Qualifier	RL	MDL	Unit	D	Prepared	Analyzed	Dil Fac
Phenol	<0.19		0.19	0.084	mg/Kg	☼	02/22/16 07:04	02/27/16 02:53	1
Bis(2-chloroethyl)ether	<0.19		0.19	0.056	mg/Kg	☼	02/22/16 07:04	02/27/16 02:53	1
1,3-Dichlorobenzene	<0.19		0.19	0.042	mg/Kg	☼	02/22/16 07:04	02/27/16 02:53	1
1,4-Dichlorobenzene	<0.19		0.19	0.048	mg/Kg	☼	02/22/16 07:04	02/27/16 02:53	1

TestAmerica Chicago

Client Sample Results

Client: Ecology and Environment, Inc.
Project/Site: IDOT - IL 38 - WO 008

TestAmerica Job ID: 500-107642-7

Client Sample ID: 3011-32-B02 (0-1)

Lab Sample ID: 500-107642-16

Date Collected: 02/16/16 14:40

Matrix: Solid

Date Received: 02/17/16 07:45

Percent Solids: 87.0

Method: 8270D - Semivolatile Organic Compounds (GC/MS) (Continued)

Analyte	Result	Qualifier	RL	MDL	Unit	D	Prepared	Analyzed	Dil Fac
1,2-Dichlorobenzene	<0.19		0.19	0.045	mg/Kg	☼	02/22/16 07:04	02/27/16 02:53	1
2-Methylphenol	<0.19		0.19	0.060	mg/Kg	☼	02/22/16 07:04	02/27/16 02:53	1
2,2'-oxybis[1-chloropropane]	<0.19		0.19	0.044	mg/Kg	☼	02/22/16 07:04	02/27/16 02:53	1
N-Nitrosodi-n-propylamine	<0.076		0.076	0.046	mg/Kg	☼	02/22/16 07:04	02/27/16 02:53	1
Hexachloroethane	<0.19		0.19	0.057	mg/Kg	☼	02/22/16 07:04	02/27/16 02:53	1
2-Chlorophenol	<0.19		0.19	0.064	mg/Kg	☼	02/22/16 07:04	02/27/16 02:53	1
Nitrobenzene	<0.037		0.037	0.0094	mg/Kg	☼	02/22/16 07:04	02/27/16 02:53	1
Bis(2-chloroethoxy)methane	<0.19		0.19	0.038	mg/Kg	☼	02/22/16 07:04	02/27/16 02:53	1
1,2,4-Trichlorobenzene	<0.19		0.19	0.041	mg/Kg	☼	02/22/16 07:04	02/27/16 02:53	1
Isophorone	<0.19		0.19	0.042	mg/Kg	☼	02/22/16 07:04	02/27/16 02:53	1
2,4-Dimethylphenol	<0.37		0.37	0.14	mg/Kg	☼	02/22/16 07:04	02/27/16 02:53	1
Hexachlorobutadiene	<0.19		0.19	0.059	mg/Kg	☼	02/22/16 07:04	02/27/16 02:53	1
Naphthalene	0.0061	J	0.037	0.0058	mg/Kg	☼	02/22/16 07:04	02/27/16 02:53	1
2,4-Dichlorophenol	<0.37		0.37	0.089	mg/Kg	☼	02/22/16 07:04	02/27/16 02:53	1
4-Chloroaniline	<0.76		0.76	0.18	mg/Kg	☼	02/22/16 07:04	02/27/16 02:53	1
2,4,6-Trichlorophenol	<0.37		0.37	0.13	mg/Kg	☼	02/22/16 07:04	02/27/16 02:53	1
2,4,5-Trichlorophenol	<0.37		0.37	0.086	mg/Kg	☼	02/22/16 07:04	02/27/16 02:53	1
Hexachlorocyclopentadiene	<0.76		0.76	0.22	mg/Kg	☼	02/22/16 07:04	02/27/16 02:53	1
2-Methylnaphthalene	<0.037		0.037	0.0069	mg/Kg	☼	02/22/16 07:04	02/27/16 02:53	1
2-Nitroaniline	<0.19		0.19	0.051	mg/Kg	☼	02/22/16 07:04	02/27/16 02:53	1
2-Chloronaphthalene	<0.19		0.19	0.042	mg/Kg	☼	02/22/16 07:04	02/27/16 02:53	1
4-Chloro-3-methylphenol	<0.37		0.37	0.13	mg/Kg	☼	02/22/16 07:04	02/27/16 02:53	1
2,6-Dinitrotoluene	<0.19		0.19	0.074	mg/Kg	☼	02/22/16 07:04	02/27/16 02:53	1
2-Nitrophenol	<0.37		0.37	0.089	mg/Kg	☼	02/22/16 07:04	02/27/16 02:53	1
3-Nitroaniline	<0.37		0.37	0.12	mg/Kg	☼	02/22/16 07:04	02/27/16 02:53	1
Dimethyl phthalate	<0.19		0.19	0.049	mg/Kg	☼	02/22/16 07:04	02/27/16 02:53	1
2,4-Dinitrophenol	<0.76		0.76	0.66	mg/Kg	☼	02/22/16 07:04	02/27/16 02:53	1
Acenaphthylene	<0.037		0.037	0.0050	mg/Kg	☼	02/22/16 07:04	02/27/16 02:53	1
2,4-Dinitrotoluene	<0.19		0.19	0.060	mg/Kg	☼	02/22/16 07:04	02/27/16 02:53	1
Acenaphthene	<0.037		0.037	0.0068	mg/Kg	☼	02/22/16 07:04	02/27/16 02:53	1
Dibenzofuran	<0.19		0.19	0.044	mg/Kg	☼	02/22/16 07:04	02/27/16 02:53	1
4-Nitrophenol	<0.76		0.76	0.36	mg/Kg	☼	02/22/16 07:04	02/27/16 02:53	1
Fluorene	<0.037		0.037	0.0053	mg/Kg	☼	02/22/16 07:04	02/27/16 02:53	1
4-Nitroaniline	<0.37		0.37	0.16	mg/Kg	☼	02/22/16 07:04	02/27/16 02:53	1
4-Bromophenyl phenyl ether	<0.19		0.19	0.050	mg/Kg	☼	02/22/16 07:04	02/27/16 02:53	1
Hexachlorobenzene	<0.076		0.076	0.0087	mg/Kg	☼	02/22/16 07:04	02/27/16 02:53	1
Diethyl phthalate	<0.19		0.19	0.064	mg/Kg	☼	02/22/16 07:04	02/27/16 02:53	1
4-Chlorophenyl phenyl ether	<0.19		0.19	0.044	mg/Kg	☼	02/22/16 07:04	02/27/16 02:53	1
Pentachlorophenol	<0.76		0.76	0.60	mg/Kg	☼	02/22/16 07:04	02/27/16 02:53	1
N-Nitrosodiphenylamine	<0.19		0.19	0.044	mg/Kg	☼	02/22/16 07:04	02/27/16 02:53	1
4,6-Dinitro-2-methylphenol	<0.76		0.76	0.30	mg/Kg	☼	02/22/16 07:04	02/27/16 02:53	1
Phenanthrene	0.079		0.037	0.0052	mg/Kg	☼	02/22/16 07:04	02/27/16 02:53	1
Anthracene	0.016	J	0.037	0.0063	mg/Kg	☼	02/22/16 07:04	02/27/16 02:53	1
Carbazole	<0.19		0.19	0.094	mg/Kg	☼	02/22/16 07:04	02/27/16 02:53	1
Di-n-butyl phthalate	<0.19		0.19	0.057	mg/Kg	☼	02/22/16 07:04	02/27/16 02:53	1
Fluoranthene	0.098		0.037	0.0070	mg/Kg	☼	02/22/16 07:04	02/27/16 02:53	1
Pyrene	0.23		0.037	0.0075	mg/Kg	☼	02/22/16 07:04	02/27/16 02:53	1
Butyl benzyl phthalate	<0.19		0.19	0.072	mg/Kg	☼	02/22/16 07:04	02/27/16 02:53	1
Benzo[a]anthracene	0.078		0.037	0.0051	mg/Kg	☼	02/22/16 07:04	02/27/16 02:53	1

TestAmerica Chicago

Client Sample Results

Client: Ecology and Environment, Inc.
Project/Site: IDOT - IL 38 - WO 008

TestAmerica Job ID: 500-107642-7

Client Sample ID: 3011-32-B02 (0-1)

Lab Sample ID: 500-107642-16

Date Collected: 02/16/16 14:40

Matrix: Solid

Date Received: 02/17/16 07:45

Percent Solids: 87.0

Method: 8270D - Semivolatile Organic Compounds (GC/MS) (Continued)

Analyte	Result	Qualifier	RL	MDL	Unit	D	Prepared	Analyzed	Dil Fac
Chrysene	0.094		0.037	0.010	mg/Kg	☼	02/22/16 07:04	02/27/16 02:53	1
3,3'-Dichlorobenzidine	<0.19		0.19	0.053	mg/Kg	☼	02/22/16 07:04	02/27/16 02:53	1
Bis(2-ethylhexyl) phthalate	0.12	J	0.19	0.069	mg/Kg	☼	02/22/16 07:04	02/27/16 02:53	1
Di-n-octyl phthalate	<0.19		0.19	0.061	mg/Kg	☼	02/22/16 07:04	02/27/16 02:53	1
Benzo[b]fluoranthene	0.12		0.037	0.0081	mg/Kg	☼	02/22/16 07:04	02/27/16 02:53	1
Benzo[k]fluoranthene	0.050		0.037	0.011	mg/Kg	☼	02/22/16 07:04	02/27/16 02:53	1
Benzo[a]pyrene	0.090		0.037	0.0073	mg/Kg	☼	02/22/16 07:04	02/27/16 02:53	1
Indeno[1,2,3-cd]pyrene	0.072		0.037	0.0098	mg/Kg	☼	02/22/16 07:04	02/27/16 02:53	1
Dibenz(a,h)anthracene	<0.037		0.037	0.0073	mg/Kg	☼	02/22/16 07:04	02/27/16 02:53	1
Benzo[g,h,i]perylene	0.080		0.037	0.012	mg/Kg	☼	02/22/16 07:04	02/27/16 02:53	1
3 & 4 Methylphenol	<0.19		0.19	0.063	mg/Kg	☼	02/22/16 07:04	02/27/16 02:53	1

Surrogate	%Recovery	Qualifier	Limits	Prepared	Analyzed	Dil Fac
2-Fluorophenol	88		25 - 110	02/22/16 07:04	02/27/16 02:53	1
Phenol-d5	84		31 - 110	02/22/16 07:04	02/27/16 02:53	1
Nitrobenzene-d5	84		25 - 115	02/22/16 07:04	02/27/16 02:53	1
2-Fluorobiphenyl	76		25 - 119	02/22/16 07:04	02/27/16 02:53	1
2,4,6-Tribromophenol	77		35 - 137	02/22/16 07:04	02/27/16 02:53	1
Terphenyl-d14	164	X	36 - 134	02/22/16 07:04	02/27/16 02:53	1

Method: 6010B - Metals (ICP)

Analyte	Result	Qualifier	RL	MDL	Unit	D	Prepared	Analyzed	Dil Fac
Antimony	0.30	J	1.1	0.23	mg/Kg	☼	02/24/16 08:46	02/26/16 03:07	1
Arsenic	3.9		0.57	0.26	mg/Kg	☼	02/24/16 08:46	02/26/16 03:07	1
Barium	43		0.57	0.10	mg/Kg	☼	02/24/16 08:46	02/26/16 03:07	1
Beryllium	0.35		0.23	0.049	mg/Kg	☼	02/24/16 08:46	02/26/16 03:07	1
Boron	5.4		2.8	0.40	mg/Kg	☼	02/24/16 08:46	02/26/16 03:07	1
Cadmium	0.20		0.11	0.033	mg/Kg	☼	02/24/16 08:46	02/26/16 03:07	1
Calcium	120000	B	110	36	mg/Kg	☼	02/24/16 08:46	02/26/16 05:10	10
Chromium	15	B	0.57	0.097	mg/Kg	☼	02/24/16 08:46	02/26/16 03:07	1
Cobalt	4.8		0.28	0.064	mg/Kg	☼	02/24/16 08:46	02/26/16 03:07	1
Copper	9.8		0.57	0.12	mg/Kg	☼	02/24/16 08:46	02/26/16 03:07	1
Iron	9100	B	11	4.4	mg/Kg	☼	02/24/16 08:46	02/26/16 03:07	1
Lead	53		0.28	0.14	mg/Kg	☼	02/24/16 08:46	02/26/16 03:07	1
Magnesium	56000	B	5.7	2.3	mg/Kg	☼	02/24/16 08:46	02/26/16 03:07	1
Manganese	340		0.57	0.11	mg/Kg	☼	02/24/16 08:46	02/26/16 03:07	1
Nickel	11	B	0.57	0.15	mg/Kg	☼	02/24/16 08:46	02/26/16 03:07	1
Potassium	580		28	4.6	mg/Kg	☼	02/24/16 08:46	02/26/16 03:07	1
Selenium	0.48	J	0.57	0.28	mg/Kg	☼	02/24/16 08:46	02/26/16 03:07	1
Silver	<0.28		0.28	0.066	mg/Kg	☼	02/24/16 08:46	02/26/16 03:07	1
Sodium	1100		57	7.5	mg/Kg	☼	02/24/16 08:46	02/26/16 03:07	1
Thallium	<0.57		0.57	0.28	mg/Kg	☼	02/24/16 08:46	02/26/16 03:07	1
Vanadium	13		0.28	0.083	mg/Kg	☼	02/24/16 08:46	02/26/16 03:07	1
Zinc	48	B	5.7	1.8	mg/Kg	☼	02/24/16 08:46	02/26/16 17:32	5

Method: 6010B - Metals (ICP) - TCLP

Analyte	Result	Qualifier	RL	MDL	Unit	D	Prepared	Analyzed	Dil Fac
Barium	0.61		0.50	0.050	mg/L		02/23/16 09:14	02/24/16 21:43	1
Beryllium	<0.0040		0.0040	0.0040	mg/L		02/23/16 09:14	02/24/16 21:43	1
Boron	0.63		0.50	0.050	mg/L		02/23/16 09:14	02/24/16 21:43	1

TestAmerica Chicago

Client Sample Results

Client: Ecology and Environment, Inc.
Project/Site: IDOT - IL 38 - WO 008

TestAmerica Job ID: 500-107642-7

Client Sample ID: 3011-32-B02 (0-1)

Lab Sample ID: 500-107642-16

Date Collected: 02/16/16 14:40

Matrix: Solid

Date Received: 02/17/16 07:45

Percent Solids: 87.0

Method: 6010B - Metals (ICP) - TCLP (Continued)

Analyte	Result	Qualifier	RL	MDL	Unit	D	Prepared	Analyzed	Dil Fac
Cadmium	<0.0050		0.0050	0.0020	mg/L		02/23/16 09:14	02/24/16 21:43	1
Chromium	<0.025		0.025	0.010	mg/L		02/23/16 09:14	02/24/16 21:43	1
Cobalt	0.019	J	0.025	0.010	mg/L		02/23/16 09:14	02/24/16 21:43	1
Iron	<0.40		0.40	0.20	mg/L		02/23/16 09:14	02/24/16 21:43	1
Lead	<0.0075		0.0075	0.0075	mg/L		02/23/16 09:14	02/24/16 21:43	1
Manganese	8.0		0.025	0.010	mg/L		02/23/16 09:14	02/24/16 21:43	1
Nickel	0.019	J	0.025	0.010	mg/L		02/23/16 09:14	02/24/16 21:43	1
Selenium	<0.050		0.050	0.020	mg/L		02/23/16 09:14	02/24/16 21:43	1
Silver	<0.025		0.025	0.010	mg/L		02/23/16 09:14	02/24/16 21:43	1
Zinc	1.0	B	0.50	0.020	mg/L		02/23/16 09:14	02/24/16 21:43	1

Method: 6010B - Metals (ICP) - SPLP East

Analyte	Result	Qualifier	RL	MDL	Unit	D	Prepared	Analyzed	Dil Fac
Manganese	0.91		0.025	0.010	mg/L		02/23/16 09:24	02/25/16 09:40	1

Method: 6020A - Metals (ICP/MS) - TCLP

Analyte	Result	Qualifier	RL	MDL	Unit	D	Prepared	Analyzed	Dil Fac
Antimony	<0.0060		0.0060	0.0060	mg/L		02/23/16 09:14	02/23/16 17:16	1
Thallium	<0.0020		0.0020	0.0020	mg/L		02/23/16 09:14	02/23/16 17:16	1

Method: 7470A - TCLP Mercury - TCLP

Analyte	Result	Qualifier	RL	MDL	Unit	D	Prepared	Analyzed	Dil Fac
Mercury	<0.00020		0.00020	0.00020	mg/L		02/22/16 15:15	02/23/16 12:29	1

Method: 7471B - Mercury (CVAA)

Analyte	Result	Qualifier	RL	MDL	Unit	D	Prepared	Analyzed	Dil Fac
Mercury	0.057		0.018	0.0095	mg/Kg	☼	02/23/16 15:15	02/24/16 13:52	1

General Chemistry

Analyte	Result	Qualifier	RL	MDL	Unit	D	Prepared	Analyzed	Dil Fac
pH	8.34		0.200	0.200	SU			02/20/16 13:03	1

Client Sample Results

Client: Ecology and Environment, Inc.
Project/Site: IDOT - IL 38 - WO 008

TestAmerica Job ID: 500-107642-7

Client Sample ID: 3011-32-B02 (0-1)D

Lab Sample ID: 500-107642-17

Date Collected: 02/16/16 14:40

Matrix: Solid

Date Received: 02/17/16 07:45

Percent Solids: 87.3

Method: 8260B - Volatile Organic Compounds (GC/MS)

Analyte	Result	Qualifier	RL	MDL	Unit	D	Prepared	Analyzed	Dil Fac
Acetone	0.026		0.019	0.0038	mg/Kg	☼	02/17/16 08:40	02/23/16 17:30	1
Benzene	<0.0049		0.0049	0.0011	mg/Kg	☼	02/17/16 08:40	02/23/16 17:30	1
Bromodichloromethane	<0.0049		0.0049	0.00082	mg/Kg	☼	02/17/16 08:40	02/23/16 17:30	1
Bromoform	<0.0049		0.0049	0.00099	mg/Kg	☼	02/17/16 08:40	02/23/16 17:30	1
Bromomethane	<0.0049	*	0.0049	0.0018	mg/Kg	☼	02/17/16 08:40	02/23/16 17:30	1
2-Butanone (MEK)	<0.0049		0.0049	0.0017	mg/Kg	☼	02/17/16 08:40	02/23/16 17:30	1
Carbon disulfide	<0.0049		0.0049	0.0018	mg/Kg	☼	02/17/16 08:40	02/23/16 17:30	1
Carbon tetrachloride	<0.0049		0.0049	0.0010	mg/Kg	☼	02/17/16 08:40	02/23/16 17:30	1
Chlorobenzene	<0.0049		0.0049	0.0011	mg/Kg	☼	02/17/16 08:40	02/23/16 17:30	1
Chloroethane	<0.0049		0.0049	0.0020	mg/Kg	☼	02/17/16 08:40	02/23/16 17:30	1
Chloroform	<0.0049		0.0049	0.00095	mg/Kg	☼	02/17/16 08:40	02/23/16 17:30	1
Chloromethane	<0.0049		0.0049	0.0012	mg/Kg	☼	02/17/16 08:40	02/23/16 17:30	1
cis-1,2-Dichloroethene	<0.0049		0.0049	0.00099	mg/Kg	☼	02/17/16 08:40	02/23/16 17:30	1
cis-1,3-Dichloropropene	<0.0049		0.0049	0.0011	mg/Kg	☼	02/17/16 08:40	02/23/16 17:30	1
Dibromochloromethane	<0.0049		0.0049	0.00056	mg/Kg	☼	02/17/16 08:40	02/23/16 17:30	1
1,1-Dichloroethane	<0.0049		0.0049	0.0010	mg/Kg	☼	02/17/16 08:40	02/23/16 17:30	1
1,2-Dichloroethane	<0.0049		0.0049	0.00072	mg/Kg	☼	02/17/16 08:40	02/23/16 17:30	1
1,1-Dichloroethene	<0.0049		0.0049	0.0018	mg/Kg	☼	02/17/16 08:40	02/23/16 17:30	1
1,2-Dichloropropane	<0.0049	*	0.0049	0.0013	mg/Kg	☼	02/17/16 08:40	02/23/16 17:30	1
1,3-Dichloropropene, Total	<0.0049		0.0049	0.0014	mg/Kg	☼	02/17/16 08:40	02/23/16 17:30	1
Ethylbenzene	<0.0049		0.0049	0.0012	mg/Kg	☼	02/17/16 08:40	02/23/16 17:30	1
2-Hexanone	<0.0049		0.0049	0.0015	mg/Kg	☼	02/17/16 08:40	02/23/16 17:30	1
Methylene Chloride	<0.0049		0.0049	0.0037	mg/Kg	☼	02/17/16 08:40	02/23/16 17:30	1
4-Methyl-2-pentanone (MIBK)	<0.0049		0.0049	0.0010	mg/Kg	☼	02/17/16 08:40	02/23/16 17:30	1
Methyl tert-butyl ether	<0.0049		0.0049	0.0011	mg/Kg	☼	02/17/16 08:40	02/23/16 17:30	1
Styrene	<0.0049		0.0049	0.0011	mg/Kg	☼	02/17/16 08:40	02/23/16 17:30	1
1,1,2,2-Tetrachloroethane	<0.0049		0.0049	0.00077	mg/Kg	☼	02/17/16 08:40	02/23/16 17:30	1
Tetrachloroethene	<0.0049		0.0049	0.0010	mg/Kg	☼	02/17/16 08:40	02/23/16 17:30	1
Toluene	<0.0049		0.0049	0.0017	mg/Kg	☼	02/17/16 08:40	02/23/16 17:30	1
trans-1,2-Dichloroethene	<0.0049		0.0049	0.0012	mg/Kg	☼	02/17/16 08:40	02/23/16 17:30	1
trans-1,3-Dichloropropene	<0.0049		0.0049	0.0014	mg/Kg	☼	02/17/16 08:40	02/23/16 17:30	1
1,1,1-Trichloroethane	<0.0049		0.0049	0.0011	mg/Kg	☼	02/17/16 08:40	02/23/16 17:30	1
1,1,2-Trichloroethane	<0.0049		0.0049	0.00094	mg/Kg	☼	02/17/16 08:40	02/23/16 17:30	1
Trichloroethene	<0.0049		0.0049	0.0013	mg/Kg	☼	02/17/16 08:40	02/23/16 17:30	1
Vinyl acetate	<0.0049		0.0049	0.0013	mg/Kg	☼	02/17/16 08:40	02/23/16 17:30	1
Vinyl chloride	<0.0049		0.0049	0.0012	mg/Kg	☼	02/17/16 08:40	02/23/16 17:30	1
Xylenes, Total	<0.0097		0.0097	0.0018	mg/Kg	☼	02/17/16 08:40	02/23/16 17:30	1

Surrogate	%Recovery	Qualifier	Limits	Prepared	Analyzed	Dil Fac
4-Bromofluorobenzene (Surr)	94		70 - 122	02/17/16 08:40	02/23/16 17:30	1
Dibromofluoromethane	89		75 - 120	02/17/16 08:40	02/23/16 17:30	1
1,2-Dichloroethane-d4 (Surr)	79		70 - 134	02/17/16 08:40	02/23/16 17:30	1
Toluene-d8 (Surr)	105		75 - 122	02/17/16 08:40	02/23/16 17:30	1

Method: 8270D - Semivolatile Organic Compounds (GC/MS)

Analyte	Result	Qualifier	RL	MDL	Unit	D	Prepared	Analyzed	Dil Fac
Phenol	<0.19		0.19	0.082	mg/Kg	☼	02/22/16 07:04	02/27/16 03:22	1
Bis(2-chloroethyl)ether	<0.19		0.19	0.055	mg/Kg	☼	02/22/16 07:04	02/27/16 03:22	1
1,3-Dichlorobenzene	<0.19		0.19	0.041	mg/Kg	☼	02/22/16 07:04	02/27/16 03:22	1
1,4-Dichlorobenzene	<0.19		0.19	0.047	mg/Kg	☼	02/22/16 07:04	02/27/16 03:22	1

TestAmerica Chicago

Client Sample Results

Client: Ecology and Environment, Inc.
Project/Site: IDOT - IL 38 - WO 008

TestAmerica Job ID: 500-107642-7

Client Sample ID: 3011-32-B02 (0-1)D

Lab Sample ID: 500-107642-17

Date Collected: 02/16/16 14:40

Matrix: Solid

Date Received: 02/17/16 07:45

Percent Solids: 87.3

Method: 8270D - Semivolatile Organic Compounds (GC/MS) (Continued)

Analyte	Result	Qualifier	RL	MDL	Unit	D	Prepared	Analyzed	Dil Fac
1,2-Dichlorobenzene	<0.19		0.19	0.044	mg/Kg	☼	02/22/16 07:04	02/27/16 03:22	1
2-Methylphenol	<0.19		0.19	0.059	mg/Kg	☼	02/22/16 07:04	02/27/16 03:22	1
2,2'-oxybis[1-chloropropane]	<0.19		0.19	0.043	mg/Kg	☼	02/22/16 07:04	02/27/16 03:22	1
N-Nitrosodi-n-propylamine	<0.074		0.074	0.045	mg/Kg	☼	02/22/16 07:04	02/27/16 03:22	1
Hexachloroethane	<0.19		0.19	0.056	mg/Kg	☼	02/22/16 07:04	02/27/16 03:22	1
2-Chlorophenol	<0.19		0.19	0.063	mg/Kg	☼	02/22/16 07:04	02/27/16 03:22	1
Nitrobenzene	<0.037		0.037	0.0092	mg/Kg	☼	02/22/16 07:04	02/27/16 03:22	1
Bis(2-chloroethoxy)methane	<0.19		0.19	0.038	mg/Kg	☼	02/22/16 07:04	02/27/16 03:22	1
1,2,4-Trichlorobenzene	<0.19		0.19	0.040	mg/Kg	☼	02/22/16 07:04	02/27/16 03:22	1
Isophorone	<0.19		0.19	0.041	mg/Kg	☼	02/22/16 07:04	02/27/16 03:22	1
2,4-Dimethylphenol	<0.37		0.37	0.14	mg/Kg	☼	02/22/16 07:04	02/27/16 03:22	1
Hexachlorobutadiene	<0.19		0.19	0.058	mg/Kg	☼	02/22/16 07:04	02/27/16 03:22	1
Naphthalene	<0.037		0.037	0.0057	mg/Kg	☼	02/22/16 07:04	02/27/16 03:22	1
2,4-Dichlorophenol	<0.37		0.37	0.088	mg/Kg	☼	02/22/16 07:04	02/27/16 03:22	1
4-Chloroaniline	<0.74		0.74	0.17	mg/Kg	☼	02/22/16 07:04	02/27/16 03:22	1
2,4,6-Trichlorophenol	<0.37		0.37	0.13	mg/Kg	☼	02/22/16 07:04	02/27/16 03:22	1
2,4,5-Trichlorophenol	<0.37		0.37	0.084	mg/Kg	☼	02/22/16 07:04	02/27/16 03:22	1
Hexachlorocyclopentadiene	<0.74		0.74	0.21	mg/Kg	☼	02/22/16 07:04	02/27/16 03:22	1
2-Methylnaphthalene	<0.037		0.037	0.0068	mg/Kg	☼	02/22/16 07:04	02/27/16 03:22	1
2-Nitroaniline	<0.19		0.19	0.050	mg/Kg	☼	02/22/16 07:04	02/27/16 03:22	1
2-Chloronaphthalene	<0.19		0.19	0.041	mg/Kg	☼	02/22/16 07:04	02/27/16 03:22	1
4-Chloro-3-methylphenol	<0.37		0.37	0.13	mg/Kg	☼	02/22/16 07:04	02/27/16 03:22	1
2,6-Dinitrotoluene	<0.19		0.19	0.072	mg/Kg	☼	02/22/16 07:04	02/27/16 03:22	1
2-Nitrophenol	<0.37		0.37	0.087	mg/Kg	☼	02/22/16 07:04	02/27/16 03:22	1
3-Nitroaniline	<0.37		0.37	0.11	mg/Kg	☼	02/22/16 07:04	02/27/16 03:22	1
Dimethyl phthalate	<0.19		0.19	0.048	mg/Kg	☼	02/22/16 07:04	02/27/16 03:22	1
2,4-Dinitrophenol	<0.74		0.74	0.65	mg/Kg	☼	02/22/16 07:04	02/27/16 03:22	1
Acenaphthylene	<0.037		0.037	0.0049	mg/Kg	☼	02/22/16 07:04	02/27/16 03:22	1
2,4-Dinitrotoluene	<0.19		0.19	0.059	mg/Kg	☼	02/22/16 07:04	02/27/16 03:22	1
Acenaphthene	<0.037		0.037	0.0066	mg/Kg	☼	02/22/16 07:04	02/27/16 03:22	1
Dibenzofuran	<0.19		0.19	0.043	mg/Kg	☼	02/22/16 07:04	02/27/16 03:22	1
4-Nitrophenol	<0.74		0.74	0.35	mg/Kg	☼	02/22/16 07:04	02/27/16 03:22	1
Fluorene	<0.037		0.037	0.0052	mg/Kg	☼	02/22/16 07:04	02/27/16 03:22	1
4-Nitroaniline	<0.37		0.37	0.15	mg/Kg	☼	02/22/16 07:04	02/27/16 03:22	1
4-Bromophenyl phenyl ether	<0.19		0.19	0.049	mg/Kg	☼	02/22/16 07:04	02/27/16 03:22	1
Hexachlorobenzene	<0.074		0.074	0.0085	mg/Kg	☼	02/22/16 07:04	02/27/16 03:22	1
Diethyl phthalate	<0.19		0.19	0.062	mg/Kg	☼	02/22/16 07:04	02/27/16 03:22	1
4-Chlorophenyl phenyl ether	<0.19		0.19	0.043	mg/Kg	☼	02/22/16 07:04	02/27/16 03:22	1
Pentachlorophenol	<0.74		0.74	0.59	mg/Kg	☼	02/22/16 07:04	02/27/16 03:22	1
N-Nitrosodiphenylamine	<0.19		0.19	0.043	mg/Kg	☼	02/22/16 07:04	02/27/16 03:22	1
4,6-Dinitro-2-methylphenol	<0.74		0.74	0.30	mg/Kg	☼	02/22/16 07:04	02/27/16 03:22	1
Phenanthrene	0.083		0.037	0.0051	mg/Kg	☼	02/22/16 07:04	02/27/16 03:22	1
Anthracene	0.013 J		0.037	0.0062	mg/Kg	☼	02/22/16 07:04	02/27/16 03:22	1
Carbazole	<0.19		0.19	0.092	mg/Kg	☼	02/22/16 07:04	02/27/16 03:22	1
Di-n-butyl phthalate	<0.19		0.19	0.056	mg/Kg	☼	02/22/16 07:04	02/27/16 03:22	1
Fluoranthene	0.091		0.037	0.0068	mg/Kg	☼	02/22/16 07:04	02/27/16 03:22	1
Pyrene	0.20		0.037	0.0073	mg/Kg	☼	02/22/16 07:04	02/27/16 03:22	1
Butyl benzyl phthalate	<0.19		0.19	0.070	mg/Kg	☼	02/22/16 07:04	02/27/16 03:22	1
Benzo[a]anthracene	0.059		0.037	0.0050	mg/Kg	☼	02/22/16 07:04	02/27/16 03:22	1

TestAmerica Chicago

Client Sample Results

Client: Ecology and Environment, Inc.
Project/Site: IDOT - IL 38 - WO 008

TestAmerica Job ID: 500-107642-7

Client Sample ID: 3011-32-B02 (0-1)D

Lab Sample ID: 500-107642-17

Date Collected: 02/16/16 14:40

Matrix: Solid

Date Received: 02/17/16 07:45

Percent Solids: 87.3

Method: 8270D - Semivolatile Organic Compounds (GC/MS) (Continued)

Analyte	Result	Qualifier	RL	MDL	Unit	D	Prepared	Analyzed	Dil Fac
Chrysene	0.082		0.037	0.010	mg/Kg	☼	02/22/16 07:04	02/27/16 03:22	1
3,3'-Dichlorobenzidine	<0.19		0.19	0.052	mg/Kg	☼	02/22/16 07:04	02/27/16 03:22	1
Bis(2-ethylhexyl) phthalate	<0.19		0.19	0.067	mg/Kg	☼	02/22/16 07:04	02/27/16 03:22	1
Di-n-octyl phthalate	<0.19		0.19	0.060	mg/Kg	☼	02/22/16 07:04	02/27/16 03:22	1
Benzo[b]fluoranthene	0.11		0.037	0.0080	mg/Kg	☼	02/22/16 07:04	02/27/16 03:22	1
Benzo[k]fluoranthene	0.045		0.037	0.011	mg/Kg	☼	02/22/16 07:04	02/27/16 03:22	1
Benzo[a]pyrene	0.073		0.037	0.0071	mg/Kg	☼	02/22/16 07:04	02/27/16 03:22	1
Indeno[1,2,3-cd]pyrene	0.064		0.037	0.0096	mg/Kg	☼	02/22/16 07:04	02/27/16 03:22	1
Dibenz(a,h)anthracene	<0.037		0.037	0.0071	mg/Kg	☼	02/22/16 07:04	02/27/16 03:22	1
Benzo[g,h,i]perylene	0.076		0.037	0.012	mg/Kg	☼	02/22/16 07:04	02/27/16 03:22	1
3 & 4 Methylphenol	<0.19		0.19	0.061	mg/Kg	☼	02/22/16 07:04	02/27/16 03:22	1

Surrogate	%Recovery	Qualifier	Limits	Prepared	Analyzed	Dil Fac
2-Fluorophenol	90		25 - 110	02/22/16 07:04	02/27/16 03:22	1
Phenol-d5	89		31 - 110	02/22/16 07:04	02/27/16 03:22	1
Nitrobenzene-d5	86		25 - 115	02/22/16 07:04	02/27/16 03:22	1
2-Fluorobiphenyl	77		25 - 119	02/22/16 07:04	02/27/16 03:22	1
2,4,6-Tribromophenol	83		35 - 137	02/22/16 07:04	02/27/16 03:22	1
Terphenyl-d14	175	X	36 - 134	02/22/16 07:04	02/27/16 03:22	1

Method: 6010B - Metals (ICP)

Analyte	Result	Qualifier	RL	MDL	Unit	D	Prepared	Analyzed	Dil Fac
Antimony	0.22	J	1.0	0.21	mg/Kg	☼	02/24/16 08:46	02/26/16 03:12	1
Arsenic	4.7		0.50	0.23	mg/Kg	☼	02/24/16 08:46	02/26/16 03:12	1
Barium	48		0.50	0.092	mg/Kg	☼	02/24/16 08:46	02/26/16 03:12	1
Beryllium	0.36		0.20	0.043	mg/Kg	☼	02/24/16 08:46	02/26/16 03:12	1
Boron	5.3		2.5	0.35	mg/Kg	☼	02/24/16 08:46	02/26/16 03:12	1
Cadmium	0.18		0.10	0.029	mg/Kg	☼	02/24/16 08:46	02/26/16 03:12	1
Calcium	98000	B	100	32	mg/Kg	☼	02/24/16 08:46	02/26/16 05:14	10
Chromium	13	B	0.50	0.086	mg/Kg	☼	02/24/16 08:46	02/26/16 03:12	1
Cobalt	5.6		0.25	0.057	mg/Kg	☼	02/24/16 08:46	02/26/16 03:12	1
Copper	10		0.50	0.11	mg/Kg	☼	02/24/16 08:46	02/26/16 03:12	1
Iron	9500	B	10	3.9	mg/Kg	☼	02/24/16 08:46	02/26/16 03:12	1
Lead	49		0.25	0.12	mg/Kg	☼	02/24/16 08:46	02/26/16 03:12	1
Magnesium	46000	B	5.0	2.0	mg/Kg	☼	02/24/16 08:46	02/26/16 03:12	1
Manganese	380		0.50	0.099	mg/Kg	☼	02/24/16 08:46	02/26/16 03:12	1
Nickel	13	B	0.50	0.14	mg/Kg	☼	02/24/16 08:46	02/26/16 03:12	1
Potassium	650		25	4.1	mg/Kg	☼	02/24/16 08:46	02/26/16 03:12	1
Selenium	0.46	J	0.50	0.25	mg/Kg	☼	02/24/16 08:46	02/26/16 03:12	1
Silver	<0.25		0.25	0.059	mg/Kg	☼	02/24/16 08:46	02/26/16 03:12	1
Sodium	1200		50	6.6	mg/Kg	☼	02/24/16 08:46	02/26/16 03:12	1
Thallium	<0.50		0.50	0.25	mg/Kg	☼	02/24/16 08:46	02/26/16 03:12	1
Vanadium	15		0.25	0.073	mg/Kg	☼	02/24/16 08:46	02/26/16 03:12	1
Zinc	47	B	5.0	1.6	mg/Kg	☼	02/24/16 08:46	02/26/16 17:39	5

Method: 6010B - Metals (ICP) - TCLP

Analyte	Result	Qualifier	RL	MDL	Unit	D	Prepared	Analyzed	Dil Fac
Barium	0.59		0.50	0.050	mg/L		02/23/16 09:14	02/24/16 21:50	1
Beryllium	<0.0040		0.0040	0.0040	mg/L		02/23/16 09:14	02/24/16 21:50	1
Boron	0.57		0.50	0.050	mg/L		02/23/16 09:14	02/24/16 21:50	1

TestAmerica Chicago

Client Sample Results

Client: Ecology and Environment, Inc.
Project/Site: IDOT - IL 38 - WO 008

TestAmerica Job ID: 500-107642-7

Client Sample ID: 3011-32-B02 (0-1)D

Lab Sample ID: 500-107642-17

Date Collected: 02/16/16 14:40

Matrix: Solid

Date Received: 02/17/16 07:45

Percent Solids: 87.3

Method: 6010B - Metals (ICP) - TCLP (Continued)

Analyte	Result	Qualifier	RL	MDL	Unit	D	Prepared	Analyzed	Dil Fac
Cadmium	<0.0050		0.0050	0.0020	mg/L		02/23/16 09:14	02/24/16 21:50	1
Chromium	<0.025		0.025	0.010	mg/L		02/23/16 09:14	02/24/16 21:50	1
Cobalt	0.018	J	0.025	0.010	mg/L		02/23/16 09:14	02/24/16 21:50	1
Iron	<0.40		0.40	0.20	mg/L		02/23/16 09:14	02/24/16 21:50	1
Lead	<0.0075		0.0075	0.0075	mg/L		02/23/16 09:14	02/24/16 21:50	1
Manganese	7.6		0.025	0.010	mg/L		02/23/16 09:14	02/24/16 21:50	1
Nickel	0.018	J	0.025	0.010	mg/L		02/23/16 09:14	02/24/16 21:50	1
Selenium	<0.050		0.050	0.020	mg/L		02/23/16 09:14	02/24/16 21:50	1
Silver	<0.025		0.025	0.010	mg/L		02/23/16 09:14	02/24/16 21:50	1
Zinc	0.40	J B	0.50	0.020	mg/L		02/23/16 09:14	02/24/16 21:50	1

Method: 6010B - Metals (ICP) - SPLP East

Analyte	Result	Qualifier	RL	MDL	Unit	D	Prepared	Analyzed	Dil Fac
Manganese	0.64		0.025	0.010	mg/L		02/23/16 09:24	02/25/16 09:47	1

Method: 6020A - Metals (ICP/MS) - TCLP

Analyte	Result	Qualifier	RL	MDL	Unit	D	Prepared	Analyzed	Dil Fac
Antimony	<0.0060		0.0060	0.0060	mg/L		02/23/16 09:14	02/23/16 17:20	1
Thallium	<0.0020		0.0020	0.0020	mg/L		02/23/16 09:14	02/23/16 17:20	1

Method: 7470A - TCLP Mercury - TCLP

Analyte	Result	Qualifier	RL	MDL	Unit	D	Prepared	Analyzed	Dil Fac
Mercury	<0.00020		0.00020	0.00020	mg/L		02/22/16 15:15	02/23/16 12:31	1

Method: 7471B - Mercury (CVAA)

Analyte	Result	Qualifier	RL	MDL	Unit	D	Prepared	Analyzed	Dil Fac
Mercury	0.033		0.017	0.0087	mg/Kg	☼	02/23/16 15:15	02/24/16 13:54	1

General Chemistry

Analyte	Result	Qualifier	RL	MDL	Unit	D	Prepared	Analyzed	Dil Fac
pH	8.28		0.200	0.200	SU			02/20/16 13:07	1

Definitions/Glossary

Client: Ecology and Environment, Inc.
Project/Site: IDOT - IL 38 - WO 008

TestAmerica Job ID: 500-107642-7

Qualifiers

GC/MS VOA

Qualifier	Qualifier Description
*	LCS or LCSD is outside acceptance limits.

GC/MS Semi VOA

Qualifier	Qualifier Description
J	Result is less than the RL but greater than or equal to the MDL and the concentration is an approximate value.
X	Surrogate is outside control limits

Metals

Qualifier	Qualifier Description
J	Result is less than the RL but greater than or equal to the MDL and the concentration is an approximate value.
B	Compound was found in the blank and sample.

Glossary

Abbreviation	These commonly used abbreviations may or may not be present in this report.
α	Listed under the "D" column to designate that the result is reported on a dry weight basis
%R	Percent Recovery
CFL	Contains Free Liquid
CNF	Contains no Free Liquid
DER	Duplicate error ratio (normalized absolute difference)
Dil Fac	Dilution Factor
DL, RA, RE, IN	Indicates a Dilution, Re-analysis, Re-extraction, or additional Initial metals/anion analysis of the sample
DLC	Decision level concentration
MDA	Minimum detectable activity
EDL	Estimated Detection Limit
MDC	Minimum detectable concentration
MDL	Method Detection Limit
ML	Minimum Level (Dioxin)
NC	Not Calculated
ND	Not detected at the reporting limit (or MDL or EDL if shown)
PQL	Practical Quantitation Limit
QC	Quality Control
RER	Relative error ratio
RL	Reporting Limit or Requested Limit (Radiochemistry)
RPD	Relative Percent Difference, a measure of the relative difference between two points
TEF	Toxicity Equivalent Factor (Dioxin)
TEQ	Toxicity Equivalent Quotient (Dioxin)

Certification Summary

Client: Ecology and Environment, Inc.
Project/Site: IDOT - IL 38 - WO 008

TestAmerica Job ID: 500-107642-7

Laboratory: TestAmerica Chicago

Unless otherwise noted, all analytes for this laboratory were covered under each certification below.

Authority	Program	EPA Region	Certification ID	Expiration Date
Illinois	NELAP	5	100201	04-30-16

The following analytes are included in this report, but certification is not offered by the governing authority:

Analysis Method	Prep Method	Matrix	Analyte
6020A	3010A	Solid	Antimony
6020A	3010A	Solid	Thallium
8260B	5035	Solid	1,3-Dichloropropene, Total
Moisture		Solid	Percent Moisture
Moisture		Solid	Percent Solids

TestAmerica

THE LEADER IN ENVIRONMENTAL TESTING

2417 Bond Street, University Park, IL 60484
 Phone: 708.534.5200 Fax: 708.534.5211

Report To (optional)
 Contact: _____
 Company: _____
 Address: _____
 Address: _____
 Phone: _____
 Fax: _____
 E-Mail: _____

Bill To (optional)
 Contact: _____
 Company: _____
 Address: _____
 Address: _____
 Phone: _____
 Fax: _____
 PO#/Reference# _____

Chain of Custody Record

Lab Job #: 500-107642
 Chain of Custody Number: _____
 Page _____ of _____
 Temperature °C of Cooler: _____

Client		Client Project #		Preservative		Parameter		Matrix		Comments		
EB		1009741-0008-01										
Project Name		Lab Project #										
IL 38		SD011864										
Project Location/State		Lab PM										
Keane County, IL		D. Wright										
Sampler												
S. Cooper												
Lab ID	MS/MSD	Sample ID	Sampling		# of Containers	Matrix	Voc	SVOC	Total Trace Metals	TCUP/SPM/TPM Metals	pH/°C Solids	Preservative Key
			Date	Time								
14		3011-32-303 (01)	2/16/16	0946	2	S	X	X	X	X	X	
15		3011-32-301 (01)	2/16/16	1435	2	S	X	X	X	X	X	
16		3011-32-302 (01)	2/16/16	1440	2	S	X	X	X	X	X	
17		3011-32-302 (01) D	2/16/16	1440	2	S	X	X	X	X	X	

- Preservative Key
1. HCL, Cool to 4°
 2. H2SO4, Cool to 4°
 3. HNO3, Cool to 4°
 4. NaOH, Cool to 4°
 5. NaOH/Zn, Cool to 4°
 6. NaHSO4
 7. Cool to 4°
 8. None
 9. Other

Turnaround Time Required (Business Days) 1 Day 2 Days 5 Days 7 Days 10 Days 15 Days Other 2/16/16

Requested Due Date _____

Sample Disposal: Return to Client Disposal by Lab Archive for _____ Months (A fee may be assessed if samples are retained longer than 1 month)

Relinquished By: <u>S. Cooper</u> Company: <u>EB</u> Date: <u>2/16/16</u> Time: <u>1530</u>	Received By: <u>R. Neal</u> Company: <u>TA</u> Date: <u>2/16/16</u> Time: <u>1530</u>
Relinquished By: <u>R. Neal</u> Company: <u>TA</u> Date: <u>2/16/16</u> Time: <u>1715</u>	Received By: <u>Sherrill Scott</u> Company: <u>TA-CR#</u> Date: <u>2/17/16</u> Time: <u>0745</u>
Relinquished By: _____ Company: _____ Date: _____ Time: _____	Received By: _____ Company: _____ Date: _____ Time: _____

Lab Courier: TA
 Shipped: _____
 Hand Delivered: _____

- Matrix Key
- WW - Wastewater
 - W - Water
 - S - Soil
 - SL - Sludge
 - MS - Miscellaneous
 - OL - Oil
 - A - Air
 - SE - Sediment
 - SO - Soil
 - L - Leachate
 - WI - Wipe
 - DW - Drinking Water
 - O - Other

Client Comments: _____

Lab Comments: _____

Login Sample Receipt Checklist

Client: Ecology and Environment, Inc.

Job Number: 500-107642-7

Login Number: 107642

List Source: TestAmerica Chicago

List Number: 1

Creator: Scott, Sherri L

Question	Answer	Comment
Radioactivity wasn't checked or is \leq background as measured by a survey meter.	True	
The cooler's custody seal, if present, is intact.	True	
Sample custody seals, if present, are intact.	True	
The cooler or samples do not appear to have been compromised or tampered with.	True	
Samples were received on ice.	True	
Cooler Temperature is acceptable.	True	
Cooler Temperature is recorded.	True	2.8,2.5,3.2,3.5
COC is present.	True	
COC is filled out in ink and legible.	True	
COC is filled out with all pertinent information.	True	
Is the Field Sampler's name present on COC?	True	
There are no discrepancies between the containers received and the COC.	True	
Samples are received within Holding Time (excluding tests with immediate HTs)	True	
Sample containers have legible labels.	True	
Containers are not broken or leaking.	True	
Sample collection date/times are provided.	True	
Appropriate sample containers are used.	True	
Sample bottles are completely filled.	True	
Sample Preservation Verified.	True	
There is sufficient vol. for all requested analyses, incl. any requested MS/MSDs	True	
Containers requiring zero headspace have no headspace or bubble is <math><6\text{mm}</math> (1/4").	N/A	
Multiphasic samples are not present.	True	
Samples do not require splitting or compositing.	True	
Residual Chlorine Checked.	N/A	



TestAmerica

THE LEADER IN ENVIRONMENTAL TESTING

ANALYTICAL REPORT

TestAmerica Laboratories, Inc.
TestAmerica Chicago
2417 Bond Street
University Park, IL 60484
Tel: (708)534-5200

TestAmerica Job ID: 500-107642-9
Client Project/Site: IDOT - IL 38 - WO 008

For:
Ecology and Environment, Inc.
33 West Monroe St.
Suite 1410
Chicago, Illinois 60603

Attn: Mr. Dean Tiebout

Jodie Bracken

Authorized for release by:
2/29/2016 5:13:04 PM
Jodie Bracken, Project Management Assistant II
jodie.bracken@testamericainc.com

Designee for
Richard Wright, Senior Project Manager
(708)534-5200
richard.wright@testamericainc.com

LINKS

Review your project
results through
TotalAccess

Have a Question?



Visit us at:
www.testamericainc.com

The test results in this report meet all 2003 NELAC and 2009 TNI requirements for accredited parameters, exceptions are noted in this report. This report may not be reproduced except in full, and with written approval from the laboratory. For questions please contact the Project Manager at the e-mail address or telephone number listed on this page.

This report has been electronically signed and authorized by the signatory. Electronic signature is intended to be the legally binding equivalent of a traditionally handwritten signature.

Results relate only to the items tested and the sample(s) as received by the laboratory.

1

2

3

4

5

6

7

8

9

10



Table of Contents

Cover Page	1
Table of Contents	2
Case Narrative	3
Detection Summary	4
Sample Summary	5
Client Sample Results	6
Definitions	10
Certification Summary	11
Chain of Custody	12
Receipt Checklists	13

Case Narrative

Client: Ecology and Environment, Inc.
Project/Site: IDOT - IL 38 - WO 008

TestAmerica Job ID: 500-107642-9

Job ID: 500-107642-9

Laboratory: TestAmerica Chicago

Narrative

Job Narrative 500-107642-9

Comments

No additional comments.

Receipt

The samples were received on 2/17/2016 7:45 AM; the samples arrived in good condition, properly preserved and, where required, on ice. The temperatures of the 4 coolers at receipt time were 2.5° C, 2.8° C, 3.2° C and 3.5° C.

GC/MS VOA

Method(s) 8260B: The following analyte recovered outside control limits for the LCS/LCSD associated with 500-324219: Bromomethane. This is not indicative of a systematic control problem because this was a random marginal exceedance. Qualified results have been reported.

No additional analytical or quality issues were noted, other than those described above or in the Definitions/Glossary page.

GC/MS Semi VOA

Method(s) 8270D: The following sample contained one acid surrogate and/or one base/neutral surrogate outside acceptance limits: 3011-34-B01 (0-1) (500-107642-19), (500-107642-E-1-B MS) and (500-107642-E-1-C MSD). The laboratory's SOP allows one acid and one base/neutral surrogate to be outside acceptance limits; therefore, re-extraction was not performed. These results have been reported and qualified.

No additional analytical or quality issues were noted, other than those described above or in the Definitions/Glossary page.

Metals

Method(s) 6010B: The method blank for preparation batch 500-324239 and analytical batch 500-324569 contained Calcium, Chromium, and Magnesium above the reporting limit (RL). Associated samples 3011-34-B01 (0-1) (500-107642-19) and (500-107642-E-1-H) were not re-extracted and/or re-analyzed because results were greater than 10X the value found in the method blank.

No additional analytical or quality issues were noted, other than those described above or in the Definitions/Glossary page.

General Chemistry

No analytical or quality issues were noted, other than those described in the Definitions/Glossary page.

Organic Prep

No analytical or quality issues were noted, other than those described in the Definitions/Glossary page.

Detection Summary

Client: Ecology and Environment, Inc.
Project/Site: IDOT - IL 38 - WO 008

TestAmerica Job ID: 500-107642-9

Client Sample ID: 3011-34-B01 (0-1)

Lab Sample ID: 500-107642-19

Analyte	Result	Qualifier	RL	MDL	Unit	Dil Fac	D	Method	Prep Type
Phenanthrene	0.066		0.036	0.0050	mg/Kg	1	☼	8270D	Total/NA
Anthracene	0.014	J	0.036	0.0060	mg/Kg	1	☼	8270D	Total/NA
Fluoranthene	0.088		0.036	0.0066	mg/Kg	1	☼	8270D	Total/NA
Pyrene	0.22		0.036	0.0071	mg/Kg	1	☼	8270D	Total/NA
Benzo[a]anthracene	0.066		0.036	0.0048	mg/Kg	1	☼	8270D	Total/NA
Chrysene	0.093		0.036	0.0097	mg/Kg	1	☼	8270D	Total/NA
Benzo[b]fluoranthene	0.13		0.036	0.0077	mg/Kg	1	☼	8270D	Total/NA
Benzo[k]fluoranthene	0.033	J	0.036	0.011	mg/Kg	1	☼	8270D	Total/NA
Benzo[a]pyrene	0.094		0.036	0.0069	mg/Kg	1	☼	8270D	Total/NA
Indeno[1,2,3-cd]pyrene	0.099		0.036	0.0093	mg/Kg	1	☼	8270D	Total/NA
Benzo[g,h,i]perylene	0.11		0.036	0.012	mg/Kg	1	☼	8270D	Total/NA
Antimony	0.21	J	0.99	0.21	mg/Kg	1	☼	6010B	Total/NA
Arsenic	4.1		0.49	0.23	mg/Kg	1	☼	6010B	Total/NA
Barium	46		0.49	0.091	mg/Kg	1	☼	6010B	Total/NA
Beryllium	0.27		0.20	0.043	mg/Kg	1	☼	6010B	Total/NA
Boron	6.2		2.5	0.35	mg/Kg	1	☼	6010B	Total/NA
Cadmium	0.13		0.099	0.029	mg/Kg	1	☼	6010B	Total/NA
Calcium	12000	B	99	32	mg/Kg	10	☼	6010B	Total/NA
Chromium	9.5	B	0.49	0.085	mg/Kg	1	☼	6010B	Total/NA
Cobalt	5.2		0.25	0.056	mg/Kg	1	☼	6010B	Total/NA
Copper	9.0		0.49	0.11	mg/Kg	1	☼	6010B	Total/NA
Iron	8800	B	9.9	3.8	mg/Kg	1	☼	6010B	Total/NA
Lead	15		0.25	0.12	mg/Kg	1	☼	6010B	Total/NA
Magnesium	71000	B	49	20	mg/Kg	10	☼	6010B	Total/NA
Manganese	480		0.49	0.098	mg/Kg	1	☼	6010B	Total/NA
Nickel	11	B	0.49	0.13	mg/Kg	1	☼	6010B	Total/NA
Potassium	550		25	4.0	mg/Kg	1	☼	6010B	Total/NA
Selenium	0.35	J	0.49	0.24	mg/Kg	1	☼	6010B	Total/NA
Silver	0.090	J	0.25	0.058	mg/Kg	1	☼	6010B	Total/NA
Sodium	940		49	6.5	mg/Kg	1	☼	6010B	Total/NA
Vanadium	13		0.25	0.072	mg/Kg	1	☼	6010B	Total/NA
Zinc	33	B	4.9	1.6	mg/Kg	5	☼	6010B	Total/NA
Barium	0.55		0.50	0.050	mg/L	1		6010B	TCLP
Boron	0.74		0.50	0.050	mg/L	1		6010B	TCLP
Cobalt	0.013	J	0.025	0.010	mg/L	1		6010B	TCLP
Manganese	4.7		0.025	0.010	mg/L	1		6010B	TCLP
Nickel	0.017	J	0.025	0.010	mg/L	1		6010B	TCLP
Zinc	0.33	J B	0.50	0.020	mg/L	1		6010B	TCLP
Manganese	0.39		0.025	0.010	mg/L	1		6010B	SPLP East
Mercury	0.035		0.017	0.0088	mg/Kg	1	☼	7471B	Total/NA
pH	8.28		0.200	0.200	SU	1		9045D	Total/NA

This Detection Summary does not include radiochemical test results.

TestAmerica Chicago

Sample Summary

Client: Ecology and Environment, Inc.
Project/Site: IDOT - IL 38 - WO 008

TestAmerica Job ID: 500-107642-9

Lab Sample ID	Client Sample ID	Matrix	Collected	Received
500-107642-19	3011-34-B01 (0-1)	Solid	02/16/16 14:50	02/17/16 07:45

1

2

3

4

5

6

7

8

9

10

Client Sample Results

Client: Ecology and Environment, Inc.
Project/Site: IDOT - IL 38 - WO 008

TestAmerica Job ID: 500-107642-9

Client Sample ID: 3011-34-B01 (0-1)

Lab Sample ID: 500-107642-19

Date Collected: 02/16/16 14:50

Matrix: Solid

Date Received: 02/17/16 07:45

Percent Solids: 89.6

Method: 8260B - Volatile Organic Compounds (GC/MS)

Analyte	Result	Qualifier	RL	MDL	Unit	D	Prepared	Analyzed	Dil Fac
Acetone	<0.018		0.018	0.0035	mg/Kg	☼	02/17/16 08:40	02/24/16 12:54	1
Benzene	<0.0045		0.0045	0.00099	mg/Kg	☼	02/17/16 08:40	02/24/16 12:54	1
Bromodichloromethane	<0.0045		0.0045	0.00075	mg/Kg	☼	02/17/16 08:40	02/24/16 12:54	1
Bromoform	<0.0045		0.0045	0.00091	mg/Kg	☼	02/17/16 08:40	02/24/16 12:54	1
Bromomethane	<0.0045	*	0.0045	0.0016	mg/Kg	☼	02/17/16 08:40	02/24/16 12:54	1
2-Butanone (MEK)	<0.0045		0.0045	0.0016	mg/Kg	☼	02/17/16 08:40	02/24/16 12:54	1
Carbon disulfide	<0.0045		0.0045	0.0016	mg/Kg	☼	02/17/16 08:40	02/24/16 12:54	1
Carbon tetrachloride	<0.0045		0.0045	0.00096	mg/Kg	☼	02/17/16 08:40	02/24/16 12:54	1
Chlorobenzene	<0.0045		0.0045	0.0011	mg/Kg	☼	02/17/16 08:40	02/24/16 12:54	1
Chloroethane	<0.0045		0.0045	0.0019	mg/Kg	☼	02/17/16 08:40	02/24/16 12:54	1
Chloroform	<0.0045		0.0045	0.00087	mg/Kg	☼	02/17/16 08:40	02/24/16 12:54	1
Chloromethane	<0.0045		0.0045	0.0011	mg/Kg	☼	02/17/16 08:40	02/24/16 12:54	1
cis-1,2-Dichloroethene	<0.0045		0.0045	0.00091	mg/Kg	☼	02/17/16 08:40	02/24/16 12:54	1
cis-1,3-Dichloropropene	<0.0045		0.0045	0.0010	mg/Kg	☼	02/17/16 08:40	02/24/16 12:54	1
Dibromochloromethane	<0.0045		0.0045	0.00051	mg/Kg	☼	02/17/16 08:40	02/24/16 12:54	1
1,1-Dichloroethane	<0.0045		0.0045	0.00092	mg/Kg	☼	02/17/16 08:40	02/24/16 12:54	1
1,2-Dichloroethane	<0.0045		0.0045	0.00066	mg/Kg	☼	02/17/16 08:40	02/24/16 12:54	1
1,1-Dichloroethene	<0.0045		0.0045	0.0016	mg/Kg	☼	02/17/16 08:40	02/24/16 12:54	1
1,2-Dichloropropane	<0.0045		0.0045	0.0012	mg/Kg	☼	02/17/16 08:40	02/24/16 12:54	1
1,3-Dichloropropane, Total	<0.0045		0.0045	0.0013	mg/Kg	☼	02/17/16 08:40	02/24/16 12:54	1
Ethylbenzene	<0.0045		0.0045	0.0011	mg/Kg	☼	02/17/16 08:40	02/24/16 12:54	1
2-Hexanone	<0.0045		0.0045	0.0014	mg/Kg	☼	02/17/16 08:40	02/24/16 12:54	1
Methylene Chloride	<0.0045		0.0045	0.0034	mg/Kg	☼	02/17/16 08:40	02/24/16 12:54	1
4-Methyl-2-pentanone (MIBK)	<0.0045		0.0045	0.00092	mg/Kg	☼	02/17/16 08:40	02/24/16 12:54	1
Methyl tert-butyl ether	<0.0045		0.0045	0.0011	mg/Kg	☼	02/17/16 08:40	02/24/16 12:54	1
Styrene	<0.0045		0.0045	0.0010	mg/Kg	☼	02/17/16 08:40	02/24/16 12:54	1
1,1,1,2-Tetrachloroethane	<0.0045		0.0045	0.00071	mg/Kg	☼	02/17/16 08:40	02/24/16 12:54	1
Tetrachloroethene	<0.0045		0.0045	0.00093	mg/Kg	☼	02/17/16 08:40	02/24/16 12:54	1
Toluene	<0.0045		0.0045	0.0016	mg/Kg	☼	02/17/16 08:40	02/24/16 12:54	1
trans-1,2-Dichloroethene	<0.0045		0.0045	0.0011	mg/Kg	☼	02/17/16 08:40	02/24/16 12:54	1
trans-1,3-Dichloropropene	<0.0045		0.0045	0.0013	mg/Kg	☼	02/17/16 08:40	02/24/16 12:54	1
1,1,1-Trichloroethane	<0.0045		0.0045	0.0010	mg/Kg	☼	02/17/16 08:40	02/24/16 12:54	1
1,1,2-Trichloroethane	<0.0045		0.0045	0.00087	mg/Kg	☼	02/17/16 08:40	02/24/16 12:54	1
Trichloroethene	<0.0045		0.0045	0.0012	mg/Kg	☼	02/17/16 08:40	02/24/16 12:54	1
Vinyl acetate	<0.0045		0.0045	0.0012	mg/Kg	☼	02/17/16 08:40	02/24/16 12:54	1
Vinyl chloride	<0.0045		0.0045	0.0011	mg/Kg	☼	02/17/16 08:40	02/24/16 12:54	1
Xylenes, Total	<0.0089		0.0089	0.0017	mg/Kg	☼	02/17/16 08:40	02/24/16 12:54	1

Surrogate	%Recovery	Qualifier	Limits	Prepared	Analyzed	Dil Fac
4-Bromofluorobenzene (Surr)	92		70 - 122	02/17/16 08:40	02/24/16 12:54	1
Dibromofluoromethane	92		75 - 120	02/17/16 08:40	02/24/16 12:54	1
1,2-Dichloroethane-d4 (Surr)	83		70 - 134	02/17/16 08:40	02/24/16 12:54	1
Toluene-d8 (Surr)	103		75 - 122	02/17/16 08:40	02/24/16 12:54	1

Method: 8270D - Semivolatile Organic Compounds (GC/MS)

Analyte	Result	Qualifier	RL	MDL	Unit	D	Prepared	Analyzed	Dil Fac
Phenol	<0.18		0.18	0.079	mg/Kg	☼	02/22/16 07:04	02/27/16 04:19	1
Bis(2-chloroethyl)ether	<0.18		0.18	0.054	mg/Kg	☼	02/22/16 07:04	02/27/16 04:19	1
1,3-Dichlorobenzene	<0.18		0.18	0.040	mg/Kg	☼	02/22/16 07:04	02/27/16 04:19	1
1,4-Dichlorobenzene	<0.18		0.18	0.046	mg/Kg	☼	02/22/16 07:04	02/27/16 04:19	1

TestAmerica Chicago

Client Sample Results

Client: Ecology and Environment, Inc.
Project/Site: IDOT - IL 38 - WO 008

TestAmerica Job ID: 500-107642-9

Client Sample ID: 3011-34-B01 (0-1)

Lab Sample ID: 500-107642-19

Date Collected: 02/16/16 14:50

Matrix: Solid

Date Received: 02/17/16 07:45

Percent Solids: 89.6

Method: 8270D - Semivolatile Organic Compounds (GC/MS) (Continued)

Analyte	Result	Qualifier	RL	MDL	Unit	D	Prepared	Analyzed	Dil Fac
1,2-Dichlorobenzene	<0.18		0.18	0.043	mg/Kg	☼	02/22/16 07:04	02/27/16 04:19	1
2-Methylphenol	<0.18		0.18	0.057	mg/Kg	☼	02/22/16 07:04	02/27/16 04:19	1
2,2'-oxybis[1-chloropropane]	<0.18		0.18	0.041	mg/Kg	☼	02/22/16 07:04	02/27/16 04:19	1
N-Nitrosodi-n-propylamine	<0.072		0.072	0.044	mg/Kg	☼	02/22/16 07:04	02/27/16 04:19	1
Hexachloroethane	<0.18		0.18	0.054	mg/Kg	☼	02/22/16 07:04	02/27/16 04:19	1
2-Chlorophenol	<0.18		0.18	0.061	mg/Kg	☼	02/22/16 07:04	02/27/16 04:19	1
Nitrobenzene	<0.036		0.036	0.0089	mg/Kg	☼	02/22/16 07:04	02/27/16 04:19	1
Bis(2-chloroethoxy)methane	<0.18		0.18	0.036	mg/Kg	☼	02/22/16 07:04	02/27/16 04:19	1
1,2,4-Trichlorobenzene	<0.18		0.18	0.039	mg/Kg	☼	02/22/16 07:04	02/27/16 04:19	1
Isophorone	<0.18		0.18	0.040	mg/Kg	☼	02/22/16 07:04	02/27/16 04:19	1
2,4-Dimethylphenol	<0.36		0.36	0.14	mg/Kg	☼	02/22/16 07:04	02/27/16 04:19	1
Hexachlorobutadiene	<0.18		0.18	0.056	mg/Kg	☼	02/22/16 07:04	02/27/16 04:19	1
Naphthalene	<0.036		0.036	0.0055	mg/Kg	☼	02/22/16 07:04	02/27/16 04:19	1
2,4-Dichlorophenol	<0.36		0.36	0.085	mg/Kg	☼	02/22/16 07:04	02/27/16 04:19	1
4-Chloroaniline	<0.72		0.72	0.17	mg/Kg	☼	02/22/16 07:04	02/27/16 04:19	1
2,4,6-Trichlorophenol	<0.36		0.36	0.12	mg/Kg	☼	02/22/16 07:04	02/27/16 04:19	1
2,4,5-Trichlorophenol	<0.36		0.36	0.082	mg/Kg	☼	02/22/16 07:04	02/27/16 04:19	1
Hexachlorocyclopentadiene	<0.72		0.72	0.21	mg/Kg	☼	02/22/16 07:04	02/27/16 04:19	1
2-Methylnaphthalene	<0.036		0.036	0.0066	mg/Kg	☼	02/22/16 07:04	02/27/16 04:19	1
2-Nitroaniline	<0.18		0.18	0.048	mg/Kg	☼	02/22/16 07:04	02/27/16 04:19	1
2-Chloronaphthalene	<0.18		0.18	0.039	mg/Kg	☼	02/22/16 07:04	02/27/16 04:19	1
4-Chloro-3-methylphenol	<0.36		0.36	0.12	mg/Kg	☼	02/22/16 07:04	02/27/16 04:19	1
2,6-Dinitrotoluene	<0.18		0.18	0.070	mg/Kg	☼	02/22/16 07:04	02/27/16 04:19	1
2-Nitrophenol	<0.36		0.36	0.084	mg/Kg	☼	02/22/16 07:04	02/27/16 04:19	1
3-Nitroaniline	<0.36		0.36	0.11	mg/Kg	☼	02/22/16 07:04	02/27/16 04:19	1
Dimethyl phthalate	<0.18		0.18	0.047	mg/Kg	☼	02/22/16 07:04	02/27/16 04:19	1
2,4-Dinitrophenol	<0.72		0.72	0.63	mg/Kg	☼	02/22/16 07:04	02/27/16 04:19	1
Acenaphthylene	<0.036		0.036	0.0047	mg/Kg	☼	02/22/16 07:04	02/27/16 04:19	1
2,4-Dinitrotoluene	<0.18		0.18	0.057	mg/Kg	☼	02/22/16 07:04	02/27/16 04:19	1
Acenaphthene	<0.036		0.036	0.0064	mg/Kg	☼	02/22/16 07:04	02/27/16 04:19	1
Dibenzofuran	<0.18		0.18	0.042	mg/Kg	☼	02/22/16 07:04	02/27/16 04:19	1
4-Nitrophenol	<0.72		0.72	0.34	mg/Kg	☼	02/22/16 07:04	02/27/16 04:19	1
Fluorene	<0.036		0.036	0.0050	mg/Kg	☼	02/22/16 07:04	02/27/16 04:19	1
4-Nitroaniline	<0.36		0.36	0.15	mg/Kg	☼	02/22/16 07:04	02/27/16 04:19	1
4-Bromophenyl phenyl ether	<0.18		0.18	0.047	mg/Kg	☼	02/22/16 07:04	02/27/16 04:19	1
Hexachlorobenzene	<0.072		0.072	0.0083	mg/Kg	☼	02/22/16 07:04	02/27/16 04:19	1
Diethyl phthalate	<0.18		0.18	0.061	mg/Kg	☼	02/22/16 07:04	02/27/16 04:19	1
4-Chlorophenyl phenyl ether	<0.18		0.18	0.042	mg/Kg	☼	02/22/16 07:04	02/27/16 04:19	1
Pentachlorophenol	<0.72		0.72	0.57	mg/Kg	☼	02/22/16 07:04	02/27/16 04:19	1
N-Nitrosodiphenylamine	<0.18		0.18	0.042	mg/Kg	☼	02/22/16 07:04	02/27/16 04:19	1
4,6-Dinitro-2-methylphenol	<0.72		0.72	0.29	mg/Kg	☼	02/22/16 07:04	02/27/16 04:19	1
Phenanthrene	0.066		0.036	0.0050	mg/Kg	☼	02/22/16 07:04	02/27/16 04:19	1
Anthracene	0.014 J		0.036	0.0060	mg/Kg	☼	02/22/16 07:04	02/27/16 04:19	1
Carbazole	<0.18		0.18	0.089	mg/Kg	☼	02/22/16 07:04	02/27/16 04:19	1
Di-n-butyl phthalate	<0.18		0.18	0.054	mg/Kg	☼	02/22/16 07:04	02/27/16 04:19	1
Fluoranthene	0.088		0.036	0.0066	mg/Kg	☼	02/22/16 07:04	02/27/16 04:19	1
Pyrene	0.22		0.036	0.0071	mg/Kg	☼	02/22/16 07:04	02/27/16 04:19	1
Butyl benzyl phthalate	<0.18		0.18	0.068	mg/Kg	☼	02/22/16 07:04	02/27/16 04:19	1
Benzo[a]anthracene	0.066		0.036	0.0048	mg/Kg	☼	02/22/16 07:04	02/27/16 04:19	1

TestAmerica Chicago

Client Sample Results

Client: Ecology and Environment, Inc.
Project/Site: IDOT - IL 38 - WO 008

TestAmerica Job ID: 500-107642-9

Client Sample ID: 3011-34-B01 (0-1)

Lab Sample ID: 500-107642-19

Date Collected: 02/16/16 14:50

Matrix: Solid

Date Received: 02/17/16 07:45

Percent Solids: 89.6

Method: 8270D - Semivolatile Organic Compounds (GC/MS) (Continued)

Analyte	Result	Qualifier	RL	MDL	Unit	D	Prepared	Analyzed	Dil Fac
Chrysene	0.093		0.036	0.0097	mg/Kg	☼	02/22/16 07:04	02/27/16 04:19	1
3,3'-Dichlorobenzidine	<0.18		0.18	0.050	mg/Kg	☼	02/22/16 07:04	02/27/16 04:19	1
Bis(2-ethylhexyl) phthalate	<0.18		0.18	0.065	mg/Kg	☼	02/22/16 07:04	02/27/16 04:19	1
Di-n-octyl phthalate	<0.18		0.18	0.058	mg/Kg	☼	02/22/16 07:04	02/27/16 04:19	1
Benzo[b]fluoranthene	0.13		0.036	0.0077	mg/Kg	☼	02/22/16 07:04	02/27/16 04:19	1
Benzo[k]fluoranthene	0.033	J	0.036	0.011	mg/Kg	☼	02/22/16 07:04	02/27/16 04:19	1
Benzo[a]pyrene	0.094		0.036	0.0069	mg/Kg	☼	02/22/16 07:04	02/27/16 04:19	1
Indeno[1,2,3-cd]pyrene	0.099		0.036	0.0093	mg/Kg	☼	02/22/16 07:04	02/27/16 04:19	1
Dibenz(a,h)anthracene	<0.036		0.036	0.0069	mg/Kg	☼	02/22/16 07:04	02/27/16 04:19	1
Benzo[g,h,i]perylene	0.11		0.036	0.012	mg/Kg	☼	02/22/16 07:04	02/27/16 04:19	1
3 & 4 Methylphenol	<0.18		0.18	0.060	mg/Kg	☼	02/22/16 07:04	02/27/16 04:19	1

Surrogate	%Recovery	Qualifier	Limits	Prepared	Analyzed	Dil Fac
2-Fluorophenol	93		25 - 110	02/22/16 07:04	02/27/16 04:19	1
Phenol-d5	94		31 - 110	02/22/16 07:04	02/27/16 04:19	1
Nitrobenzene-d5	90		25 - 115	02/22/16 07:04	02/27/16 04:19	1
2-Fluorobiphenyl	84		25 - 119	02/22/16 07:04	02/27/16 04:19	1
2,4,6-Tribromophenol	76		35 - 137	02/22/16 07:04	02/27/16 04:19	1
Terphenyl-d14	179	X	36 - 134	02/22/16 07:04	02/27/16 04:19	1

Method: 6010B - Metals (ICP)

Analyte	Result	Qualifier	RL	MDL	Unit	D	Prepared	Analyzed	Dil Fac
Antimony	0.21	J	0.99	0.21	mg/Kg	☼	02/24/16 08:46	02/26/16 03:22	1
Arsenic	4.1		0.49	0.23	mg/Kg	☼	02/24/16 08:46	02/26/16 03:22	1
Barium	46		0.49	0.091	mg/Kg	☼	02/24/16 08:46	02/26/16 03:22	1
Beryllium	0.27		0.20	0.043	mg/Kg	☼	02/24/16 08:46	02/26/16 03:22	1
Boron	6.2		2.5	0.35	mg/Kg	☼	02/24/16 08:46	02/26/16 03:22	1
Cadmium	0.13		0.099	0.029	mg/Kg	☼	02/24/16 08:46	02/26/16 03:22	1
Calcium	120000	B	99	32	mg/Kg	☼	02/24/16 08:46	02/26/16 05:23	10
Chromium	9.5	B	0.49	0.085	mg/Kg	☼	02/24/16 08:46	02/26/16 03:22	1
Cobalt	5.2		0.25	0.056	mg/Kg	☼	02/24/16 08:46	02/26/16 03:22	1
Copper	9.0		0.49	0.11	mg/Kg	☼	02/24/16 08:46	02/26/16 03:22	1
Iron	8800	B	9.9	3.8	mg/Kg	☼	02/24/16 08:46	02/26/16 03:22	1
Lead	15		0.25	0.12	mg/Kg	☼	02/24/16 08:46	02/26/16 03:22	1
Magnesium	71000	B	49	20	mg/Kg	☼	02/24/16 08:46	02/26/16 05:23	10
Manganese	480		0.49	0.098	mg/Kg	☼	02/24/16 08:46	02/26/16 03:22	1
Nickel	11	B	0.49	0.13	mg/Kg	☼	02/24/16 08:46	02/26/16 03:22	1
Potassium	550		25	4.0	mg/Kg	☼	02/24/16 08:46	02/26/16 03:22	1
Selenium	0.35	J	0.49	0.24	mg/Kg	☼	02/24/16 08:46	02/26/16 03:22	1
Silver	0.090	J	0.25	0.058	mg/Kg	☼	02/24/16 08:46	02/26/16 03:22	1
Sodium	940		49	6.5	mg/Kg	☼	02/24/16 08:46	02/26/16 03:22	1
Thallium	<0.49		0.49	0.24	mg/Kg	☼	02/24/16 08:46	02/26/16 03:22	1
Vanadium	13		0.25	0.072	mg/Kg	☼	02/24/16 08:46	02/26/16 03:22	1
Zinc	33	B	4.9	1.6	mg/Kg	☼	02/24/16 08:46	02/26/16 17:52	5

Method: 6010B - Metals (ICP) - TCLP

Analyte	Result	Qualifier	RL	MDL	Unit	D	Prepared	Analyzed	Dil Fac
Barium	0.55		0.50	0.050	mg/L		02/23/16 09:14	02/24/16 22:23	1
Beryllium	<0.0040		0.0040	0.0040	mg/L		02/23/16 09:14	02/24/16 22:23	1
Boron	0.74		0.50	0.050	mg/L		02/23/16 09:14	02/24/16 22:23	1

TestAmerica Chicago

Client Sample Results

Client: Ecology and Environment, Inc.
Project/Site: IDOT - IL 38 - WO 008

TestAmerica Job ID: 500-107642-9

Client Sample ID: 3011-34-B01 (0-1)

Lab Sample ID: 500-107642-19

Date Collected: 02/16/16 14:50

Matrix: Solid

Date Received: 02/17/16 07:45

Percent Solids: 89.6

Method: 6010B - Metals (ICP) - TCLP (Continued)

Analyte	Result	Qualifier	RL	MDL	Unit	D	Prepared	Analyzed	Dil Fac
Cadmium	<0.0050		0.0050	0.0020	mg/L		02/23/16 09:14	02/24/16 22:23	1
Chromium	<0.025		0.025	0.010	mg/L		02/23/16 09:14	02/24/16 22:23	1
Cobalt	0.013	J	0.025	0.010	mg/L		02/23/16 09:14	02/24/16 22:23	1
Iron	<0.40		0.40	0.20	mg/L		02/23/16 09:14	02/24/16 22:23	1
Lead	<0.0075		0.0075	0.0075	mg/L		02/23/16 09:14	02/24/16 22:23	1
Manganese	4.7		0.025	0.010	mg/L		02/23/16 09:14	02/24/16 22:23	1
Nickel	0.017	J	0.025	0.010	mg/L		02/23/16 09:14	02/24/16 22:23	1
Selenium	<0.050		0.050	0.020	mg/L		02/23/16 09:14	02/24/16 22:23	1
Silver	<0.025		0.025	0.010	mg/L		02/23/16 09:14	02/24/16 22:23	1
Zinc	0.33	J B	0.50	0.020	mg/L		02/23/16 09:14	02/24/16 22:23	1

Method: 6010B - Metals (ICP) - SPLP East

Analyte	Result	Qualifier	RL	MDL	Unit	D	Prepared	Analyzed	Dil Fac
Manganese	0.39		0.025	0.010	mg/L		02/23/16 09:24	02/25/16 10:01	1

Method: 6020A - Metals (ICP/MS) - TCLP

Analyte	Result	Qualifier	RL	MDL	Unit	D	Prepared	Analyzed	Dil Fac
Antimony	<0.0060		0.0060	0.0060	mg/L		02/23/16 09:14	02/23/16 17:52	1
Thallium	<0.0020		0.0020	0.0020	mg/L		02/23/16 09:14	02/23/16 17:52	1

Method: 7470A - TCLP Mercury - TCLP

Analyte	Result	Qualifier	RL	MDL	Unit	D	Prepared	Analyzed	Dil Fac
Mercury	<0.00020		0.00020	0.00020	mg/L		02/22/16 15:15	02/23/16 12:34	1

Method: 7471B - Mercury (CVAA)

Analyte	Result	Qualifier	RL	MDL	Unit	D	Prepared	Analyzed	Dil Fac
Mercury	0.035		0.017	0.0088	mg/Kg	☼	02/23/16 15:15	02/24/16 13:58	1

General Chemistry

Analyte	Result	Qualifier	RL	MDL	Unit	D	Prepared	Analyzed	Dil Fac
pH	8.28		0.200	0.200	SU			02/20/16 13:18	1

Definitions/Glossary

Client: Ecology and Environment, Inc.
Project/Site: IDOT - IL 38 - WO 008

TestAmerica Job ID: 500-107642-9

Qualifiers

GC/MS VOA

Qualifier	Qualifier Description
*	LCS or LCSD is outside acceptance limits.

GC/MS Semi VOA

Qualifier	Qualifier Description
J	Result is less than the RL but greater than or equal to the MDL and the concentration is an approximate value.
X	Surrogate is outside control limits

Metals

Qualifier	Qualifier Description
J	Result is less than the RL but greater than or equal to the MDL and the concentration is an approximate value.
B	Compound was found in the blank and sample.

Glossary

Abbreviation	These commonly used abbreviations may or may not be present in this report.
α	Listed under the "D" column to designate that the result is reported on a dry weight basis
%R	Percent Recovery
CFL	Contains Free Liquid
CNF	Contains no Free Liquid
DER	Duplicate error ratio (normalized absolute difference)
Dil Fac	Dilution Factor
DL, RA, RE, IN	Indicates a Dilution, Re-analysis, Re-extraction, or additional Initial metals/anion analysis of the sample
DLC	Decision level concentration
MDA	Minimum detectable activity
EDL	Estimated Detection Limit
MDC	Minimum detectable concentration
MDL	Method Detection Limit
ML	Minimum Level (Dioxin)
NC	Not Calculated
ND	Not detected at the reporting limit (or MDL or EDL if shown)
PQL	Practical Quantitation Limit
QC	Quality Control
RER	Relative error ratio
RL	Reporting Limit or Requested Limit (Radiochemistry)
RPD	Relative Percent Difference, a measure of the relative difference between two points
TEF	Toxicity Equivalent Factor (Dioxin)
TEQ	Toxicity Equivalent Quotient (Dioxin)

Certification Summary

Client: Ecology and Environment, Inc.
Project/Site: IDOT - IL 38 - WO 008

TestAmerica Job ID: 500-107642-9


Laboratory: TestAmerica Chicago

Unless otherwise noted, all analytes for this laboratory were covered under each certification below.

Authority	Program	EPA Region	Certification ID	Expiration Date
Illinois	NELAP	5	100201	04-30-16

The following analytes are included in this report, but certification is not offered by the governing authority:

Analysis Method	Prep Method	Matrix	Analyte
6020A	3010A	Solid	Antimony
6020A	3010A	Solid	Thallium
8260B	5035	Solid	1,3-Dichloropropene, Total
Moisture		Solid	Percent Moisture
Moisture		Solid	Percent Solids



TestAmerica

THE LEADER IN ENVIRONMENTAL TESTING

2417 Bond Street, University Park, IL 60484
 Phone: 708.534.5200 Fax: 708.534.5211

Report To (optional)
 Contact: _____
 Company: _____
 Address: _____
 Address: _____
 Phone: _____
 Fax: _____
 E-Mail: _____

Bill To (optional)
 Contact: _____
 Company: _____
 Address: _____
 Address: _____
 Phone: _____
 Fax: _____
 PO#/Reference# _____

Chain of Custody Record

Lab Job #: 500-107642

Chain of Custody Number: _____

Page _____ of _____

Temperature °C of Cooler: _____

Client		Client Project #		Preservative		Parameter		Matrix		Preservative Key		
Project Name		Lab Project #		Sampling		# of Containers		Matrix				
Project Location/State		Lab Project #		Date		Time		Matrix		Comments		
Sampler		Lab PM		Date		Time		Matrix				
EE	1009341-0000-01									1. HCL, Cool to 4° 2. H2SO4, Cool to 4° 3. HNO3, Cool to 4° 4. NaOH, Cool to 4° 5. NaOH/Zn, Cool to 4° 6. NaHSO4 7. Cool to 4° 8. None 9. Other		
TC 3E												
Kane County, IL		50011864										
S. Cooper		D. Wright										
Lab ID	MS/MSD	Sample ID	Date	Time	# of Containers	Matrix	VOC	SVOC	TOTAL TAC	TC 3E/SPB	TAC Method	P-H/45/10
19		3011-34-1301(0-1)	2/16/16	1450	2	S	✓	✗	✗	✗	✗	✗
2/16/16												

Turnaround Time Required (Business Days)

___ 1 Day ___ 2 Days ___ 5 Days ___ 7 Days 10 Days ___ 15 Days ___ Other

Sample Disposal

Return to Client Disposal by Lab Archive for ___ Months (A fee may be assessed if samples are retained longer than 1 month)

Relinquished By	Company	Date	Time	Received By	Company	Date	Time
<i>[Signature]</i>	EE	2/16/16	1530	<i>[Signature]</i>	TA	2/16/16	1230
<i>[Signature]</i>	TA	2/16/16	1715	<i>[Signature]</i>	TA-CAT	2/17/16	0745

Lab Courier: TA
 Shipped: _____
 Hand Delivered: _____

Matrix Key
 WW - Wastewater SE - Sediment
 W - Water SO - Soil
 S - Soil L - Leachate
 SL - Sludge WI - Wipe
 MS - Miscellaneous DW - Drinking Water
 OL - Oil O - Other
 A - Air

Client Comments:

Lab Comments:

Login Sample Receipt Checklist

Client: Ecology and Environment, Inc.

Job Number: 500-107642-9

Login Number: 107642

List Source: TestAmerica Chicago

List Number: 1

Creator: Scott, Sherri L

Question	Answer	Comment
Radioactivity wasn't checked or is \leq background as measured by a survey meter.	True	
The cooler's custody seal, if present, is intact.	True	
Sample custody seals, if present, are intact.	True	
The cooler or samples do not appear to have been compromised or tampered with.	True	
Samples were received on ice.	True	
Cooler Temperature is acceptable.	True	
Cooler Temperature is recorded.	True	2.8,2.5,3.2,3.5
COC is present.	True	
COC is filled out in ink and legible.	True	
COC is filled out with all pertinent information.	True	
Is the Field Sampler's name present on COC?	True	
There are no discrepancies between the containers received and the COC.	True	
Samples are received within Holding Time (excluding tests with immediate HTs)	True	
Sample containers have legible labels.	True	
Containers are not broken or leaking.	True	
Sample collection date/times are provided.	True	
Appropriate sample containers are used.	True	
Sample bottles are completely filled.	True	
Sample Preservation Verified.	True	
There is sufficient vol. for all requested analyses, incl. any requested MS/MSDs	True	
Containers requiring zero headspace have no headspace or bubble is <math><6\text{mm}</math> (1/4").	N/A	
Multiphasic samples are not present.	True	
Samples do not require splitting or compositing.	True	
Residual Chlorine Checked.	N/A	





Bureau of Land • 1021 North Grand Avenue East • P.O. Box 19276 • Springfield • Illinois • 62794-9276

Uncontaminated Soil Certification by Licensed Professional Engineer or Licensed Professional Geologist for Use of Uncontaminated Soil as Fill in a CCDD or Uncontaminated Soil Fill Operation LPC-663

Revised in accordance with 35 Ill. Adm. Code 1100, as amended by PCB R2012-009 (eff. Aug. 27, 2012)

This certification form is to be used by professional engineers and professional geologists to certify, pursuant to 35 Ill. Adm. Code 1100.205(a)(1)(B), that soil (i) is uncontaminated soil and (ii) is within a pH range of 6.26 to 9.0. If you have questions about this form, please telephone the Bureau of Land Permit Section at 217/524-3300.

This form may be completed online, saved locally, printed and signed, and submitted to prospective clean construction or demolition debris (CCDD) fill operations or uncontaminated soil fill operations.

I. Source Location Information

(Describe the location of the source of the uncontaminated soil)

Project Name: FAP 347 (IL Route 38) Office Phone Number, if available: _____

Physical Site Location (address, including number and street):
46W 750 IL 38 ISGS #3011-33 (Residence)

City: Maple Park State: IL Zip Code: 60151

County: Kane Township: Virgil

Lat/Long of approximate center of site in decimal degrees (DD.ddddd) to five decimal places (e.g., 40.67890, -90.12345):

Latitude: 41.89839155 Longitude: -88.52266545
(Decimal Degrees) (-Decimal Degrees)

Identify how the lat/long data were determined:

- GPS Map Interpolation Photo Interpolation Survey Other

IEPA Site Number(s), if assigned: BOL: _____ BOW: _____ BOA: _____

II. Owner/Operator Information for Source Site

Site Owner

Site Operator

Name: Illinois Department of Transportation

Name: Illinois Department of Transportation

Street Address: 201 West Center Court

Street Address: 201 West Center Court

PO Box: _____

PO Box: _____

City: Schaumburg State: IL

City: Schaumburg State: IL

Zip Code: 60196-1096 Phone: 847-705-4159

Zip Code: 60196-1096 Phone: 847-705-4159

Contact: Sam Mead

Contact: Sam Mead

Email, if available: Sam.Mead@illinois.gov

Email, if available: Sam.Mead@illinois.gov

This Agency is authorized to require this information under Section 4 and Title X of the Environmental Protection Act (415 ILCS 5/4, 5/39). Failure to disclose this information may result in: a civil penalty of not to exceed \$50,000 for the violation and an additional civil penalty of not to exceed \$10,000 for each day during which the violation continues (415 ILCS 5/42). This form has been approved by the Forms Management Center.

Project Name: FAP 347 (IL Route 38)

Latitude: 41.89839155 Longitude: -88.52266545

Uncontaminated Site Certification

III. Basis for Certification and Attachments

For each item listed below, reference the attachments to this form that provide the required information.

- a. A Description of the soil sample points and how they were determined to be sufficient in number and appropriately located 35 Ill. Adm. Code 1100.610(a):

Location 3011-33-B01 was sampled within the construction zone adjacent to ISGS #3011-33 (Residence). Refer to PSI Report for ISGS #3011-33 (Residence) including Table 4-4, and Figures 4-5A&B.

- b. Analytical soil testing results to show that soil chemical constituents comply with the maximum allowable concentrations established pursuant to 35 Ill. Adm. Code Part 1100, Subpart F and that the soil pH is within the range of 6.25 to 9.0, including the documentation of chain of custody control, a copy of the lab analysis; the accreditation status of the laboratory performing the analysis; and certification by an authorized agent of the laboratory that the analysis has been performed in accordance with the Agency's rules for the accreditation of environmental and the scope of the accreditation [35 Ill. Adm. Code 1100.201(g), 1100.205(a), 1100.610]:

See attached data summary table and associated laboratory data package J107642-8.

IV. Certification Statement, Signature and Seal of Licensed Professional Engineer or Licensed Professional Geologist

I, Neil J. Brown (name of licensed professional engineer or geologist) certify under penalty of law that the information submitted, including but not limited to, all attachments and other information, is to the best of my knowledge and belief, true, accurate and complete. In accordance with the Environmental Protection Act [415 ILCS 5/22.51 or 22.51a] and 35 Ill. Adm. Code 1100.205(a), I certify that the soil from this site is uncontaminated soil. I also certify that the soil pH is within the range of 6.25 to 9.0. In addition, I certify that the soil has not been removed from the site as part of a cleanup or removal of contaminants. All necessary documentation is attached.

Any person who knowingly makes a false, fictitious, or fraudulent material statement, orally or in writing, to the Illinois EPA commits a Class 4 felony. A second or subsequent offense after conviction is a Class 3 felony. (415 ILCS 5/44(h))

Company Name: Ecology and Environment, Inc.

Street Address: 33 West Monroe Street

City: Chicago State: IL Zip Code: 60603

Phone: 312-578-9243

Neil J. Brown

Printed Name:

Neil J. Brown

Licensed Professional Engineer or
Licensed Professional Geologist Signature:

3/17/14

Date:



P.E. or L.P.G. Seal:




Analytical Data Summary

PTB #176-001; IDOT Job #D-91-339-15; Project #P-91-141-15; WorkOrder #08A

Key to Data Tables

- MAC = Maximum Allowable Concentration of Chemical Constituent in
Uncontaminated Soil Used as Fill Material At Regulated Fill Operations
- mg/kg = Milligrams per kilogram.
- mg/L = Milligrams per liter.
- MSA = Metropolitan Statistical Area
- TACO = Tiered Approach to Corrective Action Objectives
- TCLP = Toxicity Characteristic Leaching Procedure.
- SCGIER = Soil Component of the Groundwater Ingestion Exposure Route
- SPLP = Synthetic Precipitation Leaching Procedure.
- ND = Not detected.
- NA = Not analyzed.
- J = Estimated value.
- U = Analyte was analyzed for but not detected.

Criteria Qualifiers and Shading

- † = Concentration exceeds the most stringent MAC.
- m = Concentration exceeds the MAC for an MSA.
- * = Concentration exceeds the MAC for Chicago corporate limits.
- L = The detected TCLP/SPLP concentration exceeds the TACO Tier 1 RO for the SCGIER.
-  = Concentration exceeds the most stringent MAC, but is below the MAC for an MSA.
-  = Concentration exceeds the most stringent MAC and the MAC for Chicago corporate limits.
-  = Concentration exceeds applicable comparison criteria.

CONTAMINANTS OF CONCERN

SITE	ISGS #3011-33 (Residence)	Comparison Criteria			
		MACs			TACO
BORING	3011-33-B01				
SAMPLE	3011-33-B01 (0-1)	Most Stringent	Within an MSA	Within Chicago	SCGIER
MATRIX	Soil				
DEPTH (feet)	0-1				
pH	8.29				
VOCs (mg/kg)					
2-Butanone (MEK)	0.013	--	--	--	--
Acetone	0.11	25	--	--	--
SVOCs (mg/kg)					
Anthracene	0.011 J	12,000	--	--	--
Benzo[a]anthracene	0.061	0.9	1.8	1.1	--
Benzo[a]pyrene	0.081	0.09	2.1	1.3	--
Benzo[b]fluoranthene	0.13	0.9	2.1	1.5	--
Benzo[g,h,i]perylene	0.12	--	--	--	--
Benzo[k]fluoranthene	0.051	9	--	--	--
Chrysene	0.092	88	--	--	--
Fluoranthene	0.087	3,100	--	--	--
Indeno[1,2,3-cd]pyrene	0.088	0.9	1.6	0.9	--
Phenanthrene	0.062	--	--	--	--
Pyrene	0.2	2,300	--	--	--
Inorganics (mg/kg)					
Antimony	0.31 J	5	--	--	--
Arsenic	4.7	11.3	13	--	--
Barium	48	1,500	--	--	--
Beryllium	0.29	22	--	--	--
Boron	5.7	40	--	--	--
Cadmium	0.23	5.2	--	--	--
Calcium	110,000	--	--	--	--
Chromium	9.8	21	--	--	--
Cobalt	5.8	20	--	--	--
Copper	10	2,900	--	--	--
Iron	9,000	15,000	15,900	--	--
Lead	53	107	--	--	--
Magnesium	60,000	325,000	--	--	--
Manganese	390	630	636	--	--
Mercury	0.12	0.89	--	--	--
Nickel	12	100	--	--	--
Potassium	540	--	--	--	--
Selenium	0.48	1.3	--	--	--
Sodium	1,700	--	--	--	--
Thallium	0.32 J	2.6	--	--	--
Vanadium	13	550	--	--	--
Zinc	54	5,100	--	--	--
TCLP Metals (mg/L)					
Barium	0.45 J	--	--	--	2
Boron	0.44 J	--	--	--	2
Manganese	0.98 L	--	--	--	0.15
Zinc	0.81 J	--	--	--	5
SPLP Metals (mg/L)					
Manganese	0.83 L	--	--	--	0.15

TestAmerica

THE LEADER IN ENVIRONMENTAL TESTING

ANALYTICAL REPORT

TestAmerica Laboratories, Inc.
TestAmerica Chicago
2417 Bond Street
University Park, IL 60484
Tel: (708)534-5200

TestAmerica Job ID: 500-107642-8
Client Project/Site: IDOT - IL 38 - WO 008

For:
Ecology and Environment, Inc.
33 West Monroe St.
Suite 1410
Chicago, Illinois 60603

Attn: Mr. Dean Tiebout

Jodie Bracken

Authorized for release by:
2/29/2016 5:10:40 PM
Jodie Bracken, Project Management Assistant II
jodie.bracken@testamericainc.com

Designee for
Richard Wright, Senior Project Manager
(708)534-5200
richard.wright@testamericainc.com

LINKS

Review your project
results through
TotalAccess

Have a Question?



Visit us at:
www.testamericainc.com

The test results in this report meet all 2003 NELAC and 2009 TNI requirements for accredited parameters, exceptions are noted in this report. This report may not be reproduced except in full, and with written approval from the laboratory. For questions please contact the Project Manager at the e-mail address or telephone number listed on this page.

This report has been electronically signed and authorized by the signatory. Electronic signature is intended to be the legally binding equivalent of a traditionally handwritten signature.

Results relate only to the items tested and the sample(s) as received by the laboratory.

1

2

3

4

5

6

7

8

9

10



Table of Contents

Cover Page	1
Table of Contents	2
Case Narrative	3
Detection Summary	4
Sample Summary	5
Client Sample Results	6
Definitions	10
Certification Summary	11
Chain of Custody	12
Receipt Checklists	13

Case Narrative

Client: Ecology and Environment, Inc.
Project/Site: IDOT - IL 38 - WO 008

TestAmerica Job ID: 500-107642-8

Job ID: 500-107642-8

Laboratory: TestAmerica Chicago

Narrative

Job Narrative 500-107642-8

Comments

No additional comments.

Receipt

The samples were received on 2/17/2016 7:45 AM; the samples arrived in good condition, properly preserved and, where required, on ice. The temperatures of the 4 coolers at receipt time were 2.5° C, 2.8° C, 3.2° C and 3.5° C.

GC/MS VOA

Method(s) 8260B: The following analyte recovered outside control limits for the LCS/LCSD associated with 500-324219: Bromomethane. This is not indicative of a systematic control problem because this was a random marginal exceedance. Qualified results have been reported.

No additional analytical or quality issues were noted, other than those described above or in the Definitions/Glossary page.

GC/MS Semi VOA

Method(s) 8270D: The following sample contained one acid surrogate and/or one base/neutral surrogate outside acceptance limits: 3011-33-B01 (0-1) (500-107642-18), (500-107642-E-1-B MS) and (500-107642-E-1-C MSD). The laboratory's SOP allows one acid and one base/neutral surrogate to be outside acceptance limits; therefore, re-extraction was not performed. These results have been reported and qualified.

No additional analytical or quality issues were noted, other than those described above or in the Definitions/Glossary page.

Metals

Method(s) 6010B: The method blank for preparation batch 500-324239 and analytical batch 500-324569 contained Calcium, Chromium, and Magnesium above the reporting limit (RL). Associated samples 3011-33-B01 (0-1) (500-107642-18) and (500-107642-E-1-H) were not re-extracted and/or re-analyzed because results were greater than 10X the value found in the method blank.

No additional analytical or quality issues were noted, other than those described above or in the Definitions/Glossary page.

General Chemistry

No analytical or quality issues were noted, other than those described in the Definitions/Glossary page.

Organic Prep

No analytical or quality issues were noted, other than those described in the Definitions/Glossary page.

Detection Summary

Client: Ecology and Environment, Inc.
Project/Site: IDOT - IL 38 - WO 008

TestAmerica Job ID: 500-107642-8

Client Sample ID: 3011-33-B01 (0-1)

Lab Sample ID: 500-107642-18

Analyte	Result	Qualifier	RL	MDL	Unit	Dil Fac	D	Method	Prep Type
Acetone	0.11		0.022	0.0043	mg/Kg	1	☼	8260B	Total/NA
2-Butanone (MEK)	0.013		0.0056	0.0020	mg/Kg	1	☼	8260B	Total/NA
Phenanthrene	0.062		0.036	0.0051	mg/Kg	1	☼	8270D	Total/NA
Anthracene	0.011	J	0.036	0.0061	mg/Kg	1	☼	8270D	Total/NA
Fluoranthene	0.087		0.036	0.0068	mg/Kg	1	☼	8270D	Total/NA
Pyrene	0.20		0.036	0.0072	mg/Kg	1	☼	8270D	Total/NA
Benzo[a]anthracene	0.061		0.036	0.0049	mg/Kg	1	☼	8270D	Total/NA
Chrysene	0.092		0.036	0.0099	mg/Kg	1	☼	8270D	Total/NA
Benzo[b]fluoranthene	0.13		0.036	0.0079	mg/Kg	1	☼	8270D	Total/NA
Benzo[k]fluoranthene	0.051		0.036	0.011	mg/Kg	1	☼	8270D	Total/NA
Benzo[a]pyrene	0.081		0.036	0.0071	mg/Kg	1	☼	8270D	Total/NA
Indeno[1,2,3-cd]pyrene	0.088		0.036	0.0095	mg/Kg	1	☼	8270D	Total/NA
Benzo[g,h,i]perylene	0.12		0.036	0.012	mg/Kg	1	☼	8270D	Total/NA
Antimony	0.31	J	0.96	0.20	mg/Kg	1	☼	6010B	Total/NA
Arsenic	4.7		0.48	0.22	mg/Kg	1	☼	6010B	Total/NA
Barium	48		0.48	0.088	mg/Kg	1	☼	6010B	Total/NA
Beryllium	0.29		0.19	0.042	mg/Kg	1	☼	6010B	Total/NA
Boron	5.7		2.4	0.34	mg/Kg	1	☼	6010B	Total/NA
Cadmium	0.23		0.096	0.028	mg/Kg	1	☼	6010B	Total/NA
Calcium	110000	B	96	31	mg/Kg	10	☼	6010B	Total/NA
Chromium	9.8	B	0.48	0.083	mg/Kg	1	☼	6010B	Total/NA
Cobalt	5.8		0.24	0.055	mg/Kg	1	☼	6010B	Total/NA
Copper	10		0.48	0.10	mg/Kg	1	☼	6010B	Total/NA
Iron	9000	B	9.6	3.7	mg/Kg	1	☼	6010B	Total/NA
Lead	53		0.24	0.12	mg/Kg	1	☼	6010B	Total/NA
Magnesium	60000	B	48	20	mg/Kg	10	☼	6010B	Total/NA
Manganese	390		0.48	0.096	mg/Kg	1	☼	6010B	Total/NA
Nickel	12	B	0.48	0.13	mg/Kg	1	☼	6010B	Total/NA
Potassium	540		24	3.9	mg/Kg	1	☼	6010B	Total/NA
Selenium	0.48		0.48	0.24	mg/Kg	1	☼	6010B	Total/NA
Sodium	1700		48	6.4	mg/Kg	1	☼	6010B	Total/NA
Thallium	0.32	J	0.48	0.24	mg/Kg	1	☼	6010B	Total/NA
Vanadium	13		0.24	0.070	mg/Kg	1	☼	6010B	Total/NA
Zinc	54	B	4.8	1.5	mg/Kg	5	☼	6010B	Total/NA
Barium	0.45	J	0.50	0.050	mg/L	1		6010B	TCLP
Boron	0.44	J	0.50	0.050	mg/L	1		6010B	TCLP
Manganese	0.98		0.025	0.010	mg/L	1		6010B	TCLP
Zinc	0.81	B F1	0.50	0.020	mg/L	1		6010B	TCLP
Manganese	0.83		0.025	0.010	mg/L	1		6010B	SPLP East
Mercury	0.12		0.018	0.0095	mg/Kg	1	☼	7471B	Total/NA
pH	8.29		0.200	0.200	SU	1		9045D	Total/NA

This Detection Summary does not include radiochemical test results.

TestAmerica Chicago

Sample Summary

Client: Ecology and Environment, Inc.
Project/Site: IDOT - IL 38 - WO 008

TestAmerica Job ID: 500-107642-8

Lab Sample ID	Client Sample ID	Matrix	Collected	Received
500-107642-18	3011-33-B01 (0-1)	Solid	02/16/16 09:30	02/17/16 07:45

1

2

3

4

5

6

7

8

9

10

Client Sample Results

Client: Ecology and Environment, Inc.
Project/Site: IDOT - IL 38 - WO 008

TestAmerica Job ID: 500-107642-8

Client Sample ID: 3011-33-B01 (0-1)

Lab Sample ID: 500-107642-18

Date Collected: 02/16/16 09:30

Matrix: Solid

Date Received: 02/17/16 07:45

Percent Solids: 87.2

Method: 8260B - Volatile Organic Compounds (GC/MS)

Analyte	Result	Qualifier	RL	MDL	Unit	D	Prepared	Analyzed	Dil Fac
Acetone	0.11		0.022	0.0043	mg/Kg	☼	02/16/16 09:30	02/24/16 18:01	1
Benzene	<0.0056		0.0056	0.0012	mg/Kg	☼	02/16/16 09:30	02/24/16 18:01	1
Bromodichloromethane	<0.0056		0.0056	0.00094	mg/Kg	☼	02/16/16 09:30	02/24/16 18:01	1
Bromoform	<0.0056		0.0056	0.0011	mg/Kg	☼	02/16/16 09:30	02/24/16 18:01	1
Bromomethane	<0.0056 *		0.0056	0.0021	mg/Kg	☼	02/16/16 09:30	02/24/16 18:01	1
2-Butanone (MEK)	0.013		0.0056	0.0020	mg/Kg	☼	02/16/16 09:30	02/24/16 18:01	1
Carbon disulfide	<0.0056		0.0056	0.0021	mg/Kg	☼	02/16/16 09:30	02/24/16 18:01	1
Carbon tetrachloride	<0.0056		0.0056	0.0012	mg/Kg	☼	02/16/16 09:30	02/24/16 18:01	1
Chlorobenzene	<0.0056		0.0056	0.0013	mg/Kg	☼	02/16/16 09:30	02/24/16 18:01	1
Chloroethane	<0.0056		0.0056	0.0023	mg/Kg	☼	02/16/16 09:30	02/24/16 18:01	1
Chloroform	<0.0056		0.0056	0.0011	mg/Kg	☼	02/16/16 09:30	02/24/16 18:01	1
Chloromethane	<0.0056		0.0056	0.0013	mg/Kg	☼	02/16/16 09:30	02/24/16 18:01	1
cis-1,2-Dichloroethene	<0.0056		0.0056	0.0011	mg/Kg	☼	02/16/16 09:30	02/24/16 18:01	1
cis-1,3-Dichloropropene	<0.0056		0.0056	0.0013	mg/Kg	☼	02/16/16 09:30	02/24/16 18:01	1
Dibromochloromethane	<0.0056		0.0056	0.00064	mg/Kg	☼	02/16/16 09:30	02/24/16 18:01	1
1,1-Dichloroethane	<0.0056		0.0056	0.0011	mg/Kg	☼	02/16/16 09:30	02/24/16 18:01	1
1,2-Dichloroethane	<0.0056		0.0056	0.00083	mg/Kg	☼	02/16/16 09:30	02/24/16 18:01	1
1,1-Dichloroethene	<0.0056		0.0056	0.0020	mg/Kg	☼	02/16/16 09:30	02/24/16 18:01	1
1,2-Dichloropropane	<0.0056		0.0056	0.0015	mg/Kg	☼	02/16/16 09:30	02/24/16 18:01	1
1,3-Dichloropropane, Total	<0.0056		0.0056	0.0016	mg/Kg	☼	02/16/16 09:30	02/24/16 18:01	1
Ethylbenzene	<0.0056		0.0056	0.0014	mg/Kg	☼	02/16/16 09:30	02/24/16 18:01	1
2-Hexanone	<0.0056		0.0056	0.0017	mg/Kg	☼	02/16/16 09:30	02/24/16 18:01	1
Methylene Chloride	<0.0056		0.0056	0.0042	mg/Kg	☼	02/16/16 09:30	02/24/16 18:01	1
4-Methyl-2-pentanone (MIBK)	<0.0056		0.0056	0.0011	mg/Kg	☼	02/16/16 09:30	02/24/16 18:01	1
Methyl tert-butyl ether	<0.0056		0.0056	0.0013	mg/Kg	☼	02/16/16 09:30	02/24/16 18:01	1
Styrene	<0.0056		0.0056	0.0013	mg/Kg	☼	02/16/16 09:30	02/24/16 18:01	1
1,1,2,2-Tetrachloroethane	<0.0056		0.0056	0.00089	mg/Kg	☼	02/16/16 09:30	02/24/16 18:01	1
Tetrachloroethene	<0.0056		0.0056	0.0012	mg/Kg	☼	02/16/16 09:30	02/24/16 18:01	1
Toluene	<0.0056		0.0056	0.0019	mg/Kg	☼	02/16/16 09:30	02/24/16 18:01	1
trans-1,2-Dichloroethene	<0.0056		0.0056	0.0014	mg/Kg	☼	02/16/16 09:30	02/24/16 18:01	1
trans-1,3-Dichloropropene	<0.0056		0.0056	0.0016	mg/Kg	☼	02/16/16 09:30	02/24/16 18:01	1
1,1,1-Trichloroethane	<0.0056		0.0056	0.0013	mg/Kg	☼	02/16/16 09:30	02/24/16 18:01	1
1,1,2-Trichloroethane	<0.0056		0.0056	0.0011	mg/Kg	☼	02/16/16 09:30	02/24/16 18:01	1
Trichloroethene	<0.0056		0.0056	0.0015	mg/Kg	☼	02/16/16 09:30	02/24/16 18:01	1
Vinyl acetate	<0.0056		0.0056	0.0015	mg/Kg	☼	02/16/16 09:30	02/24/16 18:01	1
Vinyl chloride	<0.0056		0.0056	0.0013	mg/Kg	☼	02/16/16 09:30	02/24/16 18:01	1
Xylenes, Total	<0.011		0.011	0.0021	mg/Kg	☼	02/16/16 09:30	02/24/16 18:01	1

Surrogate	%Recovery	Qualifier	Limits	Prepared	Analyzed	Dil Fac
4-Bromofluorobenzene (Surr)	99		70 - 122	02/16/16 09:30	02/24/16 18:01	1
Dibromofluoromethane	99		75 - 120	02/16/16 09:30	02/24/16 18:01	1
1,2-Dichloroethane-d4 (Surr)	88		70 - 134	02/16/16 09:30	02/24/16 18:01	1
Toluene-d8 (Surr)	104		75 - 122	02/16/16 09:30	02/24/16 18:01	1

Method: 8270D - Semivolatile Organic Compounds (GC/MS)

Analyte	Result	Qualifier	RL	MDL	Unit	D	Prepared	Analyzed	Dil Fac
Phenol	<0.18		0.18	0.081	mg/Kg	☼	02/22/16 07:04	02/27/16 03:50	1
Bis(2-chloroethyl)ether	<0.18		0.18	0.055	mg/Kg	☼	02/22/16 07:04	02/27/16 03:50	1
1,3-Dichlorobenzene	<0.18		0.18	0.041	mg/Kg	☼	02/22/16 07:04	02/27/16 03:50	1
1,4-Dichlorobenzene	<0.18		0.18	0.047	mg/Kg	☼	02/22/16 07:04	02/27/16 03:50	1

TestAmerica Chicago

Client Sample Results

Client: Ecology and Environment, Inc.
Project/Site: IDOT - IL 38 - WO 008

TestAmerica Job ID: 500-107642-8

Client Sample ID: 3011-33-B01 (0-1)

Lab Sample ID: 500-107642-18

Date Collected: 02/16/16 09:30

Matrix: Solid

Date Received: 02/17/16 07:45

Percent Solids: 87.2

Method: 8270D - Semivolatile Organic Compounds (GC/MS) (Continued)

Analyte	Result	Qualifier	RL	MDL	Unit	D	Prepared	Analyzed	Dil Fac
1,2-Dichlorobenzene	<0.18		0.18	0.044	mg/Kg	☼	02/22/16 07:04	02/27/16 03:50	1
2-Methylphenol	<0.18		0.18	0.059	mg/Kg	☼	02/22/16 07:04	02/27/16 03:50	1
2,2'-oxybis[1-chloropropane]	<0.18		0.18	0.042	mg/Kg	☼	02/22/16 07:04	02/27/16 03:50	1
N-Nitrosodi-n-propylamine	<0.074		0.074	0.045	mg/Kg	☼	02/22/16 07:04	02/27/16 03:50	1
Hexachloroethane	<0.18		0.18	0.055	mg/Kg	☼	02/22/16 07:04	02/27/16 03:50	1
2-Chlorophenol	<0.18		0.18	0.062	mg/Kg	☼	02/22/16 07:04	02/27/16 03:50	1
Nitrobenzene	<0.036		0.036	0.0091	mg/Kg	☼	02/22/16 07:04	02/27/16 03:50	1
Bis(2-chloroethoxy)methane	<0.18		0.18	0.037	mg/Kg	☼	02/22/16 07:04	02/27/16 03:50	1
1,2,4-Trichlorobenzene	<0.18		0.18	0.039	mg/Kg	☼	02/22/16 07:04	02/27/16 03:50	1
Isophorone	<0.18		0.18	0.041	mg/Kg	☼	02/22/16 07:04	02/27/16 03:50	1
2,4-Dimethylphenol	<0.36		0.36	0.14	mg/Kg	☼	02/22/16 07:04	02/27/16 03:50	1
Hexachlorobutadiene	<0.18		0.18	0.057	mg/Kg	☼	02/22/16 07:04	02/27/16 03:50	1
Naphthalene	<0.036		0.036	0.0056	mg/Kg	☼	02/22/16 07:04	02/27/16 03:50	1
2,4-Dichlorophenol	<0.36		0.36	0.087	mg/Kg	☼	02/22/16 07:04	02/27/16 03:50	1
4-Chloroaniline	<0.74		0.74	0.17	mg/Kg	☼	02/22/16 07:04	02/27/16 03:50	1
2,4,6-Trichlorophenol	<0.36		0.36	0.13	mg/Kg	☼	02/22/16 07:04	02/27/16 03:50	1
2,4,5-Trichlorophenol	<0.36		0.36	0.083	mg/Kg	☼	02/22/16 07:04	02/27/16 03:50	1
Hexachlorocyclopentadiene	<0.74		0.74	0.21	mg/Kg	☼	02/22/16 07:04	02/27/16 03:50	1
2-Methylnaphthalene	<0.036		0.036	0.0067	mg/Kg	☼	02/22/16 07:04	02/27/16 03:50	1
2-Nitroaniline	<0.18		0.18	0.049	mg/Kg	☼	02/22/16 07:04	02/27/16 03:50	1
2-Chloronaphthalene	<0.18		0.18	0.040	mg/Kg	☼	02/22/16 07:04	02/27/16 03:50	1
4-Chloro-3-methylphenol	<0.36		0.36	0.12	mg/Kg	☼	02/22/16 07:04	02/27/16 03:50	1
2,6-Dinitrotoluene	<0.18		0.18	0.072	mg/Kg	☼	02/22/16 07:04	02/27/16 03:50	1
2-Nitrophenol	<0.36		0.36	0.086	mg/Kg	☼	02/22/16 07:04	02/27/16 03:50	1
3-Nitroaniline	<0.36		0.36	0.11	mg/Kg	☼	02/22/16 07:04	02/27/16 03:50	1
Dimethyl phthalate	<0.18		0.18	0.048	mg/Kg	☼	02/22/16 07:04	02/27/16 03:50	1
2,4-Dinitrophenol	<0.74		0.74	0.64	mg/Kg	☼	02/22/16 07:04	02/27/16 03:50	1
Acenaphthylene	<0.036		0.036	0.0048	mg/Kg	☼	02/22/16 07:04	02/27/16 03:50	1
2,4-Dinitrotoluene	<0.18		0.18	0.058	mg/Kg	☼	02/22/16 07:04	02/27/16 03:50	1
Acenaphthene	<0.036		0.036	0.0066	mg/Kg	☼	02/22/16 07:04	02/27/16 03:50	1
Dibenzofuran	<0.18		0.18	0.043	mg/Kg	☼	02/22/16 07:04	02/27/16 03:50	1
4-Nitrophenol	<0.74		0.74	0.35	mg/Kg	☼	02/22/16 07:04	02/27/16 03:50	1
Fluorene	<0.036		0.036	0.0051	mg/Kg	☼	02/22/16 07:04	02/27/16 03:50	1
4-Nitroaniline	<0.36		0.36	0.15	mg/Kg	☼	02/22/16 07:04	02/27/16 03:50	1
4-Bromophenyl phenyl ether	<0.18		0.18	0.048	mg/Kg	☼	02/22/16 07:04	02/27/16 03:50	1
Hexachlorobenzene	<0.074		0.074	0.0085	mg/Kg	☼	02/22/16 07:04	02/27/16 03:50	1
Diethyl phthalate	<0.18		0.18	0.062	mg/Kg	☼	02/22/16 07:04	02/27/16 03:50	1
4-Chlorophenyl phenyl ether	<0.18		0.18	0.043	mg/Kg	☼	02/22/16 07:04	02/27/16 03:50	1
Pentachlorophenol	<0.74		0.74	0.59	mg/Kg	☼	02/22/16 07:04	02/27/16 03:50	1
N-Nitrosodiphenylamine	<0.18		0.18	0.043	mg/Kg	☼	02/22/16 07:04	02/27/16 03:50	1
4,6-Dinitro-2-methylphenol	<0.74		0.74	0.29	mg/Kg	☼	02/22/16 07:04	02/27/16 03:50	1
Phenanthrene	0.062		0.036	0.0051	mg/Kg	☼	02/22/16 07:04	02/27/16 03:50	1
Anthracene	0.011 J		0.036	0.0061	mg/Kg	☼	02/22/16 07:04	02/27/16 03:50	1
Carbazole	<0.18		0.18	0.091	mg/Kg	☼	02/22/16 07:04	02/27/16 03:50	1
Di-n-butyl phthalate	<0.18		0.18	0.056	mg/Kg	☼	02/22/16 07:04	02/27/16 03:50	1
Fluoranthene	0.087		0.036	0.0068	mg/Kg	☼	02/22/16 07:04	02/27/16 03:50	1
Pyrene	0.20		0.036	0.0072	mg/Kg	☼	02/22/16 07:04	02/27/16 03:50	1
Butyl benzyl phthalate	<0.18		0.18	0.069	mg/Kg	☼	02/22/16 07:04	02/27/16 03:50	1
Benzo[a]anthracene	0.061		0.036	0.0049	mg/Kg	☼	02/22/16 07:04	02/27/16 03:50	1

TestAmerica Chicago

Client Sample Results

Client: Ecology and Environment, Inc.
Project/Site: IDOT - IL 38 - WO 008

TestAmerica Job ID: 500-107642-8

Client Sample ID: 3011-33-B01 (0-1)

Lab Sample ID: 500-107642-18

Date Collected: 02/16/16 09:30

Matrix: Solid

Date Received: 02/17/16 07:45

Percent Solids: 87.2

Method: 8270D - Semivolatile Organic Compounds (GC/MS) (Continued)

Analyte	Result	Qualifier	RL	MDL	Unit	D	Prepared	Analyzed	Dil Fac
Chrysene	0.092		0.036	0.0099	mg/Kg	☼	02/22/16 07:04	02/27/16 03:50	1
3,3'-Dichlorobenzidine	<0.18		0.18	0.051	mg/Kg	☼	02/22/16 07:04	02/27/16 03:50	1
Bis(2-ethylhexyl) phthalate	<0.18		0.18	0.067	mg/Kg	☼	02/22/16 07:04	02/27/16 03:50	1
Di-n-octyl phthalate	<0.18		0.18	0.059	mg/Kg	☼	02/22/16 07:04	02/27/16 03:50	1
Benzo[b]fluoranthene	0.13		0.036	0.0079	mg/Kg	☼	02/22/16 07:04	02/27/16 03:50	1
Benzo[k]fluoranthene	0.051		0.036	0.011	mg/Kg	☼	02/22/16 07:04	02/27/16 03:50	1
Benzo[a]pyrene	0.081		0.036	0.0071	mg/Kg	☼	02/22/16 07:04	02/27/16 03:50	1
Indeno[1,2,3-cd]pyrene	0.088		0.036	0.0095	mg/Kg	☼	02/22/16 07:04	02/27/16 03:50	1
Dibenz(a,h)anthracene	<0.036		0.036	0.0070	mg/Kg	☼	02/22/16 07:04	02/27/16 03:50	1
Benzo[g,h,i]perylene	0.12		0.036	0.012	mg/Kg	☼	02/22/16 07:04	02/27/16 03:50	1
3 & 4 Methylphenol	<0.18		0.18	0.061	mg/Kg	☼	02/22/16 07:04	02/27/16 03:50	1

Surrogate	%Recovery	Qualifier	Limits	Prepared	Analyzed	Dil Fac
2-Fluorophenol	77		25 - 110	02/22/16 07:04	02/27/16 03:50	1
Phenol-d5	81		31 - 110	02/22/16 07:04	02/27/16 03:50	1
Nitrobenzene-d5	74		25 - 115	02/22/16 07:04	02/27/16 03:50	1
2-Fluorobiphenyl	72		25 - 119	02/22/16 07:04	02/27/16 03:50	1
2,4,6-Tribromophenol	78		35 - 137	02/22/16 07:04	02/27/16 03:50	1
Terphenyl-d14	168	X	36 - 134	02/22/16 07:04	02/27/16 03:50	1

Method: 6010B - Metals (ICP)

Analyte	Result	Qualifier	RL	MDL	Unit	D	Prepared	Analyzed	Dil Fac
Antimony	0.31	J	0.96	0.20	mg/Kg	☼	02/24/16 08:46	02/26/16 03:17	1
Arsenic	4.7		0.48	0.22	mg/Kg	☼	02/24/16 08:46	02/26/16 03:17	1
Barium	48		0.48	0.088	mg/Kg	☼	02/24/16 08:46	02/26/16 03:17	1
Beryllium	0.29		0.19	0.042	mg/Kg	☼	02/24/16 08:46	02/26/16 03:17	1
Boron	5.7		2.4	0.34	mg/Kg	☼	02/24/16 08:46	02/26/16 03:17	1
Cadmium	0.23		0.096	0.028	mg/Kg	☼	02/24/16 08:46	02/26/16 03:17	1
Calcium	110000	B	96	31	mg/Kg	☼	02/24/16 08:46	02/26/16 05:18	10
Chromium	9.8	B	0.48	0.083	mg/Kg	☼	02/24/16 08:46	02/26/16 03:17	1
Cobalt	5.8		0.24	0.055	mg/Kg	☼	02/24/16 08:46	02/26/16 03:17	1
Copper	10		0.48	0.10	mg/Kg	☼	02/24/16 08:46	02/26/16 03:17	1
Iron	9000	B	9.6	3.7	mg/Kg	☼	02/24/16 08:46	02/26/16 03:17	1
Lead	53		0.24	0.12	mg/Kg	☼	02/24/16 08:46	02/26/16 03:17	1
Magnesium	60000	B	48	20	mg/Kg	☼	02/24/16 08:46	02/26/16 05:18	10
Manganese	390		0.48	0.096	mg/Kg	☼	02/24/16 08:46	02/26/16 03:17	1
Nickel	12	B	0.48	0.13	mg/Kg	☼	02/24/16 08:46	02/26/16 03:17	1
Potassium	540		24	3.9	mg/Kg	☼	02/24/16 08:46	02/26/16 03:17	1
Selenium	0.48		0.48	0.24	mg/Kg	☼	02/24/16 08:46	02/26/16 03:17	1
Silver	<0.24		0.24	0.056	mg/Kg	☼	02/24/16 08:46	02/26/16 03:17	1
Sodium	1700		48	6.4	mg/Kg	☼	02/24/16 08:46	02/26/16 03:17	1
Thallium	0.32	J	0.48	0.24	mg/Kg	☼	02/24/16 08:46	02/26/16 03:17	1
Vanadium	13		0.24	0.070	mg/Kg	☼	02/24/16 08:46	02/26/16 03:17	1
Zinc	54	B	4.8	1.5	mg/Kg	☼	02/24/16 08:46	02/26/16 17:45	5

Method: 6010B - Metals (ICP) - TCLP

Analyte	Result	Qualifier	RL	MDL	Unit	D	Prepared	Analyzed	Dil Fac
Barium	0.45	J	0.50	0.050	mg/L		02/23/16 09:14	02/24/16 21:56	1
Beryllium	<0.0040		0.0040	0.0040	mg/L		02/23/16 09:14	02/24/16 21:56	1
Boron	0.44	J	0.50	0.050	mg/L		02/23/16 09:14	02/24/16 21:56	1

TestAmerica Chicago

Client Sample Results

Client: Ecology and Environment, Inc.
Project/Site: IDOT - IL 38 - WO 008

TestAmerica Job ID: 500-107642-8

Client Sample ID: 3011-33-B01 (0-1)

Lab Sample ID: 500-107642-18

Date Collected: 02/16/16 09:30

Matrix: Solid

Date Received: 02/17/16 07:45

Percent Solids: 87.2

Method: 6010B - Metals (ICP) - TCLP (Continued)

Analyte	Result	Qualifier	RL	MDL	Unit	D	Prepared	Analyzed	Dil Fac
Cadmium	<0.0050		0.0050	0.0020	mg/L		02/23/16 09:14	02/24/16 21:56	1
Chromium	<0.025		0.025	0.010	mg/L		02/23/16 09:14	02/24/16 21:56	1
Cobalt	<0.025		0.025	0.010	mg/L		02/23/16 09:14	02/24/16 21:56	1
Iron	<0.40		0.40	0.20	mg/L		02/23/16 09:14	02/24/16 21:56	1
Lead	<0.0075		0.0075	0.0075	mg/L		02/23/16 09:14	02/24/16 21:56	1
Manganese	0.98		0.025	0.010	mg/L		02/23/16 09:14	02/24/16 21:56	1
Nickel	<0.025		0.025	0.010	mg/L		02/23/16 09:14	02/24/16 21:56	1
Selenium	<0.050		0.050	0.020	mg/L		02/23/16 09:14	02/24/16 21:56	1
Silver	<0.025		0.025	0.010	mg/L		02/23/16 09:14	02/24/16 21:56	1
Zinc	0.81	B F1	0.50	0.020	mg/L		02/23/16 09:14	02/24/16 21:56	1

Method: 6010B - Metals (ICP) - SPLP East

Analyte	Result	Qualifier	RL	MDL	Unit	D	Prepared	Analyzed	Dil Fac
Manganese	0.83		0.025	0.010	mg/L		02/23/16 09:24	02/25/16 09:54	1

Method: 6020A - Metals (ICP/MS) - TCLP

Analyte	Result	Qualifier	RL	MDL	Unit	D	Prepared	Analyzed	Dil Fac
Antimony	<0.0060		0.0060	0.0060	mg/L		02/23/16 09:14	02/23/16 17:24	1
Thallium	<0.0020		0.0020	0.0020	mg/L		02/23/16 09:14	02/23/16 17:24	1

Method: 7470A - TCLP Mercury - TCLP

Analyte	Result	Qualifier	RL	MDL	Unit	D	Prepared	Analyzed	Dil Fac
Mercury	<0.00020		0.00020	0.00020	mg/L		02/22/16 15:15	02/23/16 12:32	1

Method: 7471B - Mercury (CVAA)

Analyte	Result	Qualifier	RL	MDL	Unit	D	Prepared	Analyzed	Dil Fac
Mercury	0.12		0.018	0.0095	mg/Kg	☼	02/23/16 15:15	02/24/16 13:56	1

General Chemistry

Analyte	Result	Qualifier	RL	MDL	Unit	D	Prepared	Analyzed	Dil Fac
pH	8.29		0.200	0.200	SU			02/20/16 13:10	1

Definitions/Glossary

Client: Ecology and Environment, Inc.
Project/Site: IDOT - IL 38 - WO 008

TestAmerica Job ID: 500-107642-8

Qualifiers

GC/MS VOA

Qualifier	Qualifier Description
*	LCS or LCSD is outside acceptance limits.

GC/MS Semi VOA

Qualifier	Qualifier Description
J	Result is less than the RL but greater than or equal to the MDL and the concentration is an approximate value.
X	Surrogate is outside control limits

Metals

Qualifier	Qualifier Description
J	Result is less than the RL but greater than or equal to the MDL and the concentration is an approximate value.
B	Compound was found in the blank and sample.
F1	MS and/or MSD Recovery is outside acceptance limits.

Glossary

Abbreviation	These commonly used abbreviations may or may not be present in this report.
α	Listed under the "D" column to designate that the result is reported on a dry weight basis
%R	Percent Recovery
CFL	Contains Free Liquid
CNF	Contains no Free Liquid
DER	Duplicate error ratio (normalized absolute difference)
Dil Fac	Dilution Factor
DL, RA, RE, IN	Indicates a Dilution, Re-analysis, Re-extraction, or additional Initial metals/anion analysis of the sample
DLC	Decision level concentration
MDA	Minimum detectable activity
EDL	Estimated Detection Limit
MDC	Minimum detectable concentration
MDL	Method Detection Limit
ML	Minimum Level (Dioxin)
NC	Not Calculated
ND	Not detected at the reporting limit (or MDL or EDL if shown)
PQL	Practical Quantitation Limit
QC	Quality Control
RER	Relative error ratio
RL	Reporting Limit or Requested Limit (Radiochemistry)
RPD	Relative Percent Difference, a measure of the relative difference between two points
TEF	Toxicity Equivalent Factor (Dioxin)
TEQ	Toxicity Equivalent Quotient (Dioxin)

Certification Summary

Client: Ecology and Environment, Inc.
Project/Site: IDOT - IL 38 - WO 008

TestAmerica Job ID: 500-107642-8


Laboratory: TestAmerica Chicago

Unless otherwise noted, all analytes for this laboratory were covered under each certification below.

Authority	Program	EPA Region	Certification ID	Expiration Date
Illinois	NELAP	5	100201	04-30-16

The following analytes are included in this report, but certification is not offered by the governing authority:

Analysis Method	Prep Method	Matrix	Analyte
6020A	3010A	Solid	Antimony
6020A	3010A	Solid	Thallium
8260B	5035	Solid	1,3-Dichloropropene, Total
Moisture		Solid	Percent Moisture
Moisture		Solid	Percent Solids



Login Sample Receipt Checklist

Client: Ecology and Environment, Inc.

Job Number: 500-107642-8

Login Number: 107642

List Source: TestAmerica Chicago

List Number: 1

Creator: Scott, Sherri L

Question	Answer	Comment
Radioactivity wasn't checked or is \leq background as measured by a survey meter.	True	
The cooler's custody seal, if present, is intact.	True	
Sample custody seals, if present, are intact.	True	
The cooler or samples do not appear to have been compromised or tampered with.	True	
Samples were received on ice.	True	
Cooler Temperature is acceptable.	True	
Cooler Temperature is recorded.	True	2.8,2.5,3.2,3.5
COC is present.	True	
COC is filled out in ink and legible.	True	
COC is filled out with all pertinent information.	True	
Is the Field Sampler's name present on COC?	True	
There are no discrepancies between the containers received and the COC.	True	
Samples are received within Holding Time (excluding tests with immediate HTs)	True	
Sample containers have legible labels.	True	
Containers are not broken or leaking.	True	
Sample collection date/times are provided.	True	
Appropriate sample containers are used.	True	
Sample bottles are completely filled.	True	
Sample Preservation Verified.	True	
There is sufficient vol. for all requested analyses, incl. any requested MS/MSDs	True	
Containers requiring zero headspace have no headspace or bubble is <math><6\text{mm}</math> (1/4").	N/A	
Multiphasic samples are not present.	True	
Samples do not require splitting or compositing.	True	
Residual Chlorine Checked.	N/A	





Bureau of Land • 1021 North Grand Avenue East • P.O. Box 19276 • Springfield • Illinois • 62794-9276

Uncontaminated Soil Certification by Licensed Professional Engineer or Licensed Professional Geologist for Use of Uncontaminated Soil as Fill in a CCDD or Uncontaminated Soil Fill Operation LPC-663

Revised in accordance with 35 Ill. Adm. Code 1100, as amended by PCB R2012-009 (eff. Aug. 27, 2012)

This certification form is to be used by professional engineers and professional geologists to certify, pursuant to 35 Ill. Adm. Code 1100.205(a)(1)(B), that soil (i) is uncontaminated soil and (ii) is within a pH range of 6.26 to 9.0. If you have questions about this form, please telephone the Bureau of Land Permit Section at 217/524-3300.

This form may be completed online, saved locally, printed and signed, and submitted to prospective clean construction or demolition debris (CCDD) fill operations or uncontaminated soil fill operations.

I. Source Location Information

(Describe the location of the source of the uncontaminated soil)

Project Name: FAP 347 (IL Route 38) Office Phone Number, if available: _____

Physical Site Location (address, including number and street):
46W 725 IL 38 ISGS #3011-34 (Residence & Burgin Farms)

City: Maple Park State: IL Zip Code: 60151

County: Kane Township: Virgil

Lat/Long of approximate center of site in decimal degrees (DD.ddddd) to five decimal places (e.g., 40.67890, -90.12345):

Latitude: 41.8983551 Longitude: -88.52173467
(Decimal Degrees) (-Decimal Degrees)

Identify how the lat/long data were determined:

- GPS Map Interpolation Photo Interpolation Survey Other

IEPA Site Number(s), if assigned: BOL: _____ BOW: _____ BOA: _____

II. Owner/Operator Information for Source Site

Site Owner

Site Operator

Name: Illinois Department of Transportation

Name: Illinois Department of Transportation

Street Address: 201 West Center Court

Street Address: 201 West Center Court

PO Box: _____

PO Box: _____

City: Schaumburg State: IL

City: Schaumburg State: IL

Zip Code: 60196-1096 Phone: 847-705-4159

Zip Code: 60196-1096 Phone: 847-705-4159

Contact: Sam Mead

Contact: Sam Mead

Email, if available: Sam.Mead@illinois.gov

Email, if available: Sam.Mead@illinois.gov

This Agency is authorized to require this information under Section 4 and Title X of the Environmental Protection Act (415 ILCS 5/4, 5/39). Failure to disclose this information may result in: a civil penalty of not to exceed \$50,000 for the violation and an additional civil penalty of not to exceed \$10,000 for each day during which the violation continues (415 ILCS 5/42). This form has been approved by the Forms Management Center.

Project Name: FAP 347 (IL Route 38)

Latitude: 41.8983551 Longitude: -88.52173467

Uncontaminated Site Certification

III. Basis for Certification and Attachments

For each item listed below, reference the attachments to this form that provide the required information.

- a. A Description of the soil sample points and how they were determined to be sufficient in number and appropriately located 35 Ill. Adm. Code 1100.610(a):

Location 3011-34-B01 was sampled within the construction zone adjacent to ISGS #3011-34 (Residence & Burgin Farms). Refer to PSI Report for ISGS #3011-34 (Residence & Burgin Farms) including Table 4-4, and Figures 4-5A&B.

- b. Analytical soil testing results to show that soil chemical constituents comply with the maximum allowable concentrations established pursuant to 35 Ill. Adm. Code Part 1100, Subpart F and that the soil pH is within the range of 6.25 to 9.0, including the documentation of chain of custody control, a copy of the lab analysis; the accreditation status of the laboratory performing the analysis; and certification by an authorized agent of the laboratory that the analysis has been performed in accordance with the Agency's rules for the accreditation of environmental and the scope of the accreditation [35 Ill. Adm. Code 1100.201(g), 1100.205(a), 1100.610]:

See attached data summary table and associated laboratory data package J107642-9.

IV. Certification Statement, Signature and Seal of Licensed Professional Engineer or Licensed Professional Geologist

I, Neil J. Brown (name of licensed professional engineer or geologist) certify under penalty of law that the information submitted, including but not limited to, all attachments and other information, is to the best of my knowledge and belief, true, accurate and complete. In accordance with the Environmental Protection Act [415 ILCS 5/22.51 or 22.51a] and 35 Ill. Adm. Code 1100.205(a), I certify that the soil from this site is uncontaminated soil. I also certify that the soil pH is within the range of 6.25 to 9.0. In addition, I certify that the soil has not been removed from the site as part of a cleanup or removal of contaminants. All necessary documentation is attached.

Any person who knowingly makes a false, fictitious, or fraudulent material statement, orally or in writing, to the Illinois EPA commits a Class 4 felony. A second or subsequent offense after conviction is a Class 3 felony. (415 ILCS 5/44(h))

Company Name: Ecology and Environment, Inc.

Street Address: 33 West Monroe Street

City: Chicago State: IL Zip Code: 60603

Phone: 312-578-9243

Neil J. Brown

Printed Name:

Neil J. Brown
 Licensed Professional Engineer or
 Licensed Professional Geologist Signature:

3/17/16
 Date:



P.E. or L.P.G. Seal:




Analytical Data Summary

PTB #176-001; IDOT Job #D-91-339-15; Project #P-91-141-15; WorkOrder #08A

Key to Data Tables

- MAC = Maximum Allowable Concentration of Chemical Constituent in
Uncontaminated Soil Used as Fill Material At Regulated Fill Operations
- mg/kg = Milligrams per kilogram.
- mg/L = Milligrams per liter.
- MSA = Metropolitan Statistical Area
- TACO = Tiered Approach to Corrective Action Objectives
- TCLP = Toxicity Characteristic Leaching Procedure.
- SCGIER = Soil Component of the Groundwater Ingestion Exposure Route
- SPLP = Synthetic Precipitation Leaching Procedure.
- ND = Not detected.
- NA = Not analyzed.
- J = Estimated value.
- U = Analyte was analyzed for but not detected.

Criteria Qualifiers and Shading

- † = Concentration exceeds the most stringent MAC.
- m = Concentration exceeds the MAC for an MSA.
- * = Concentration exceeds the MAC for Chicago corporate limits.
- L = The detected TCLP/SPLP concentration exceeds the TACO Tier 1 RO for the SCGIER.
-  = Concentration exceeds the most stringent MAC, but is below the MAC for an MSA.
-  = Concentration exceeds the most stringent MAC and the MAC for Chicago corporate limits.
-  = Concentration exceeds applicable comparison criteria.

CONTAMINANTS OF CONCERN

SITE	ISGS #3011-34 (Residence & Burgin Farms)	Comparison Criteria			
BORING	3011-34-B01	MACs			TACO
SAMPLE	3011-34-B01 (0-1)	Most Stringent	Within an MSA	Within Chicago	SCGIER
MATRIX	Soil				
DEPTH (feet)	0-1				
pH	8.28				
VOCs (None Detected)					
SVOCs (mg/kg)					
Anthracene	0.014 J	12,000	--	--	--
Benzo[a]anthracene	0.066	0.9	1.8	1.1	--
Benzo[a]pyrene	0.094 †	0.09	2.1	1.3	--
Benzo[b]fluoranthene	0.13	0.9	2.1	1.5	--
Benzo[g,h,i]perylene	0.11	--	--	--	--
Benzo[k]fluoranthene	0.033 J	9	--	--	--
Chrysene	0.093	88	--	--	--
Fluoranthene	0.088	3,100	--	--	--
Indeno[1,2,3-cd]pyrene	0.099	0.9	1.6	0.9	--
Phenanthrene	0.066	--	--	--	--
Pyrene	0.22	2,300	--	--	--
Inorganics (mg/kg)					
Antimony	0.21 J	5	--	--	--
Arsenic	4.1	11.3	13	--	--
Barium	46	1,500	--	--	--
Beryllium	0.27	22	--	--	--
Boron	6.2	40	--	--	--
Cadmium	0.13	5.2	--	--	--
Calcium	120,000	--	--	--	--
Chromium	9.5	21	--	--	--
Cobalt	5.2	20	--	--	--
Copper	9	2,900	--	--	--
Iron	8,800	15,000	15,900	--	--
Lead	15	107	--	--	--
Magnesium	71,000	325,000	--	--	--
Manganese	480	630	636	--	--
Mercury	0.035	0.89	--	--	--
Nickel	11	100	--	--	--
Potassium	550	--	--	--	--
Selenium	0.35 J	1.3	--	--	--
Silver	0.09 J	4.4	--	--	--
Sodium	940	--	--	--	--
Vanadium	13	550	--	--	--
Zinc	33	5,100	--	--	--
TCLP Metals (mg/L)					
Barium	0.55	--	--	--	2
Boron	0.74	--	--	--	2
Cobalt	0.013 J	--	--	--	1
Manganese	4.7 L	--	--	--	0.15
Nickel	0.017 J	--	--	--	0.1
Zinc	0.33 J	--	--	--	5
SPLP Metals (mg/L)					
Manganese	0.39 L	--	--	--	0.15

TestAmerica

THE LEADER IN ENVIRONMENTAL TESTING

ANALYTICAL REPORT

TestAmerica Laboratories, Inc.
TestAmerica Chicago
2417 Bond Street
University Park, IL 60484
Tel: (708)534-5200

TestAmerica Job ID: 500-107642-9
Client Project/Site: IDOT - IL 38 - WO 008

For:
Ecology and Environment, Inc.
33 West Monroe St.
Suite 1410
Chicago, Illinois 60603

Attn: Mr. Dean Tiebout

Jodie Bracken

Authorized for release by:
2/29/2016 5:13:04 PM
Jodie Bracken, Project Management Assistant II
jodie.bracken@testamericainc.com

Designee for
Richard Wright, Senior Project Manager
(708)534-5200
richard.wright@testamericainc.com

LINKS

Review your project
results through
TotalAccess

Have a Question?



Visit us at:
www.testamericainc.com

The test results in this report meet all 2003 NELAC and 2009 TNI requirements for accredited parameters, exceptions are noted in this report. This report may not be reproduced except in full, and with written approval from the laboratory. For questions please contact the Project Manager at the e-mail address or telephone number listed on this page.

This report has been electronically signed and authorized by the signatory. Electronic signature is intended to be the legally binding equivalent of a traditionally handwritten signature.

Results relate only to the items tested and the sample(s) as received by the laboratory.

1

2

3

4

5

6

7

8

9

10



Table of Contents

Cover Page	1
Table of Contents	2
Case Narrative	3
Detection Summary	4
Sample Summary	5
Client Sample Results	6
Definitions	10
Certification Summary	11
Chain of Custody	12
Receipt Checklists	13

Case Narrative

Client: Ecology and Environment, Inc.
Project/Site: IDOT - IL 38 - WO 008

TestAmerica Job ID: 500-107642-9

Job ID: 500-107642-9

Laboratory: TestAmerica Chicago

Narrative

Job Narrative 500-107642-9

Comments

No additional comments.

Receipt

The samples were received on 2/17/2016 7:45 AM; the samples arrived in good condition, properly preserved and, where required, on ice. The temperatures of the 4 coolers at receipt time were 2.5° C, 2.8° C, 3.2° C and 3.5° C.

GC/MS VOA

Method(s) 8260B: The following analyte recovered outside control limits for the LCS/LCSD associated with 500-324219: Bromomethane. This is not indicative of a systematic control problem because this was a random marginal exceedance. Qualified results have been reported.

No additional analytical or quality issues were noted, other than those described above or in the Definitions/Glossary page.

GC/MS Semi VOA

Method(s) 8270D: The following sample contained one acid surrogate and/or one base/neutral surrogate outside acceptance limits: 3011-34-B01 (0-1) (500-107642-19), (500-107642-E-1-B MS) and (500-107642-E-1-C MSD). The laboratory's SOP allows one acid and one base/neutral surrogate to be outside acceptance limits; therefore, re-extraction was not performed. These results have been reported and qualified.

No additional analytical or quality issues were noted, other than those described above or in the Definitions/Glossary page.

Metals

Method(s) 6010B: The method blank for preparation batch 500-324239 and analytical batch 500-324569 contained Calcium, Chromium, and Magnesium above the reporting limit (RL). Associated samples 3011-34-B01 (0-1) (500-107642-19) and (500-107642-E-1-H) were not re-extracted and/or re-analyzed because results were greater than 10X the value found in the method blank.

No additional analytical or quality issues were noted, other than those described above or in the Definitions/Glossary page.

General Chemistry

No analytical or quality issues were noted, other than those described in the Definitions/Glossary page.

Organic Prep

No analytical or quality issues were noted, other than those described in the Definitions/Glossary page.

Detection Summary

Client: Ecology and Environment, Inc.
Project/Site: IDOT - IL 38 - WO 008

TestAmerica Job ID: 500-107642-9

Client Sample ID: 3011-34-B01 (0-1)

Lab Sample ID: 500-107642-19

Analyte	Result	Qualifier	RL	MDL	Unit	Dil Fac	D	Method	Prep Type
Phenanthrene	0.066		0.036	0.0050	mg/Kg	1	☼	8270D	Total/NA
Anthracene	0.014	J	0.036	0.0060	mg/Kg	1	☼	8270D	Total/NA
Fluoranthene	0.088		0.036	0.0066	mg/Kg	1	☼	8270D	Total/NA
Pyrene	0.22		0.036	0.0071	mg/Kg	1	☼	8270D	Total/NA
Benzo[a]anthracene	0.066		0.036	0.0048	mg/Kg	1	☼	8270D	Total/NA
Chrysene	0.093		0.036	0.0097	mg/Kg	1	☼	8270D	Total/NA
Benzo[b]fluoranthene	0.13		0.036	0.0077	mg/Kg	1	☼	8270D	Total/NA
Benzo[k]fluoranthene	0.033	J	0.036	0.011	mg/Kg	1	☼	8270D	Total/NA
Benzo[a]pyrene	0.094		0.036	0.0069	mg/Kg	1	☼	8270D	Total/NA
Indeno[1,2,3-cd]pyrene	0.099		0.036	0.0093	mg/Kg	1	☼	8270D	Total/NA
Benzo[g,h,i]perylene	0.11		0.036	0.012	mg/Kg	1	☼	8270D	Total/NA
Antimony	0.21	J	0.99	0.21	mg/Kg	1	☼	6010B	Total/NA
Arsenic	4.1		0.49	0.23	mg/Kg	1	☼	6010B	Total/NA
Barium	46		0.49	0.091	mg/Kg	1	☼	6010B	Total/NA
Beryllium	0.27		0.20	0.043	mg/Kg	1	☼	6010B	Total/NA
Boron	6.2		2.5	0.35	mg/Kg	1	☼	6010B	Total/NA
Cadmium	0.13		0.099	0.029	mg/Kg	1	☼	6010B	Total/NA
Calcium	12000	B	99	32	mg/Kg	10	☼	6010B	Total/NA
Chromium	9.5	B	0.49	0.085	mg/Kg	1	☼	6010B	Total/NA
Cobalt	5.2		0.25	0.056	mg/Kg	1	☼	6010B	Total/NA
Copper	9.0		0.49	0.11	mg/Kg	1	☼	6010B	Total/NA
Iron	8800	B	9.9	3.8	mg/Kg	1	☼	6010B	Total/NA
Lead	15		0.25	0.12	mg/Kg	1	☼	6010B	Total/NA
Magnesium	71000	B	49	20	mg/Kg	10	☼	6010B	Total/NA
Manganese	480		0.49	0.098	mg/Kg	1	☼	6010B	Total/NA
Nickel	11	B	0.49	0.13	mg/Kg	1	☼	6010B	Total/NA
Potassium	550		25	4.0	mg/Kg	1	☼	6010B	Total/NA
Selenium	0.35	J	0.49	0.24	mg/Kg	1	☼	6010B	Total/NA
Silver	0.090	J	0.25	0.058	mg/Kg	1	☼	6010B	Total/NA
Sodium	940		49	6.5	mg/Kg	1	☼	6010B	Total/NA
Vanadium	13		0.25	0.072	mg/Kg	1	☼	6010B	Total/NA
Zinc	33	B	4.9	1.6	mg/Kg	5	☼	6010B	Total/NA
Barium	0.55		0.50	0.050	mg/L	1		6010B	TCLP
Boron	0.74		0.50	0.050	mg/L	1		6010B	TCLP
Cobalt	0.013	J	0.025	0.010	mg/L	1		6010B	TCLP
Manganese	4.7		0.025	0.010	mg/L	1		6010B	TCLP
Nickel	0.017	J	0.025	0.010	mg/L	1		6010B	TCLP
Zinc	0.33	J B	0.50	0.020	mg/L	1		6010B	TCLP
Manganese	0.39		0.025	0.010	mg/L	1		6010B	SPLP East
Mercury	0.035		0.017	0.0088	mg/Kg	1	☼	7471B	Total/NA
pH	8.28		0.200	0.200	SU	1		9045D	Total/NA

This Detection Summary does not include radiochemical test results.

TestAmerica Chicago

Sample Summary

Client: Ecology and Environment, Inc.
Project/Site: IDOT - IL 38 - WO 008

TestAmerica Job ID: 500-107642-9

Lab Sample ID	Client Sample ID	Matrix	Collected	Received
500-107642-19	3011-34-B01 (0-1)	Solid	02/16/16 14:50	02/17/16 07:45

1

2

3

4

5

6

7

8

9

10

Client Sample Results

Client: Ecology and Environment, Inc.
Project/Site: IDOT - IL 38 - WO 008

TestAmerica Job ID: 500-107642-9

Client Sample ID: 3011-34-B01 (0-1)

Lab Sample ID: 500-107642-19

Date Collected: 02/16/16 14:50

Matrix: Solid

Date Received: 02/17/16 07:45

Percent Solids: 89.6

Method: 8260B - Volatile Organic Compounds (GC/MS)

Analyte	Result	Qualifier	RL	MDL	Unit	D	Prepared	Analyzed	Dil Fac
Acetone	<0.018		0.018	0.0035	mg/Kg	☼	02/17/16 08:40	02/24/16 12:54	1
Benzene	<0.0045		0.0045	0.00099	mg/Kg	☼	02/17/16 08:40	02/24/16 12:54	1
Bromodichloromethane	<0.0045		0.0045	0.00075	mg/Kg	☼	02/17/16 08:40	02/24/16 12:54	1
Bromoform	<0.0045		0.0045	0.00091	mg/Kg	☼	02/17/16 08:40	02/24/16 12:54	1
Bromomethane	<0.0045	*	0.0045	0.0016	mg/Kg	☼	02/17/16 08:40	02/24/16 12:54	1
2-Butanone (MEK)	<0.0045		0.0045	0.0016	mg/Kg	☼	02/17/16 08:40	02/24/16 12:54	1
Carbon disulfide	<0.0045		0.0045	0.0016	mg/Kg	☼	02/17/16 08:40	02/24/16 12:54	1
Carbon tetrachloride	<0.0045		0.0045	0.00096	mg/Kg	☼	02/17/16 08:40	02/24/16 12:54	1
Chlorobenzene	<0.0045		0.0045	0.0011	mg/Kg	☼	02/17/16 08:40	02/24/16 12:54	1
Chloroethane	<0.0045		0.0045	0.0019	mg/Kg	☼	02/17/16 08:40	02/24/16 12:54	1
Chloroform	<0.0045		0.0045	0.00087	mg/Kg	☼	02/17/16 08:40	02/24/16 12:54	1
Chloromethane	<0.0045		0.0045	0.0011	mg/Kg	☼	02/17/16 08:40	02/24/16 12:54	1
cis-1,2-Dichloroethene	<0.0045		0.0045	0.00091	mg/Kg	☼	02/17/16 08:40	02/24/16 12:54	1
cis-1,3-Dichloropropene	<0.0045		0.0045	0.0010	mg/Kg	☼	02/17/16 08:40	02/24/16 12:54	1
Dibromochloromethane	<0.0045		0.0045	0.00051	mg/Kg	☼	02/17/16 08:40	02/24/16 12:54	1
1,1-Dichloroethane	<0.0045		0.0045	0.00092	mg/Kg	☼	02/17/16 08:40	02/24/16 12:54	1
1,2-Dichloroethane	<0.0045		0.0045	0.00066	mg/Kg	☼	02/17/16 08:40	02/24/16 12:54	1
1,1-Dichloroethene	<0.0045		0.0045	0.0016	mg/Kg	☼	02/17/16 08:40	02/24/16 12:54	1
1,2-Dichloropropane	<0.0045		0.0045	0.0012	mg/Kg	☼	02/17/16 08:40	02/24/16 12:54	1
1,3-Dichloropropane, Total	<0.0045		0.0045	0.0013	mg/Kg	☼	02/17/16 08:40	02/24/16 12:54	1
Ethylbenzene	<0.0045		0.0045	0.0011	mg/Kg	☼	02/17/16 08:40	02/24/16 12:54	1
2-Hexanone	<0.0045		0.0045	0.0014	mg/Kg	☼	02/17/16 08:40	02/24/16 12:54	1
Methylene Chloride	<0.0045		0.0045	0.0034	mg/Kg	☼	02/17/16 08:40	02/24/16 12:54	1
4-Methyl-2-pentanone (MIBK)	<0.0045		0.0045	0.00092	mg/Kg	☼	02/17/16 08:40	02/24/16 12:54	1
Methyl tert-butyl ether	<0.0045		0.0045	0.0011	mg/Kg	☼	02/17/16 08:40	02/24/16 12:54	1
Styrene	<0.0045		0.0045	0.0010	mg/Kg	☼	02/17/16 08:40	02/24/16 12:54	1
1,1,1,2-Tetrachloroethane	<0.0045		0.0045	0.00071	mg/Kg	☼	02/17/16 08:40	02/24/16 12:54	1
Tetrachloroethene	<0.0045		0.0045	0.00093	mg/Kg	☼	02/17/16 08:40	02/24/16 12:54	1
Toluene	<0.0045		0.0045	0.0016	mg/Kg	☼	02/17/16 08:40	02/24/16 12:54	1
trans-1,2-Dichloroethene	<0.0045		0.0045	0.0011	mg/Kg	☼	02/17/16 08:40	02/24/16 12:54	1
trans-1,3-Dichloropropene	<0.0045		0.0045	0.0013	mg/Kg	☼	02/17/16 08:40	02/24/16 12:54	1
1,1,1-Trichloroethane	<0.0045		0.0045	0.0010	mg/Kg	☼	02/17/16 08:40	02/24/16 12:54	1
1,1,2-Trichloroethane	<0.0045		0.0045	0.00087	mg/Kg	☼	02/17/16 08:40	02/24/16 12:54	1
Trichloroethene	<0.0045		0.0045	0.0012	mg/Kg	☼	02/17/16 08:40	02/24/16 12:54	1
Vinyl acetate	<0.0045		0.0045	0.0012	mg/Kg	☼	02/17/16 08:40	02/24/16 12:54	1
Vinyl chloride	<0.0045		0.0045	0.0011	mg/Kg	☼	02/17/16 08:40	02/24/16 12:54	1
Xylenes, Total	<0.0089		0.0089	0.0017	mg/Kg	☼	02/17/16 08:40	02/24/16 12:54	1

Surrogate	%Recovery	Qualifier	Limits	Prepared	Analyzed	Dil Fac
4-Bromofluorobenzene (Surr)	92		70 - 122	02/17/16 08:40	02/24/16 12:54	1
Dibromofluoromethane	92		75 - 120	02/17/16 08:40	02/24/16 12:54	1
1,2-Dichloroethane-d4 (Surr)	83		70 - 134	02/17/16 08:40	02/24/16 12:54	1
Toluene-d8 (Surr)	103		75 - 122	02/17/16 08:40	02/24/16 12:54	1

Method: 8270D - Semivolatile Organic Compounds (GC/MS)

Analyte	Result	Qualifier	RL	MDL	Unit	D	Prepared	Analyzed	Dil Fac
Phenol	<0.18		0.18	0.079	mg/Kg	☼	02/22/16 07:04	02/27/16 04:19	1
Bis(2-chloroethyl)ether	<0.18		0.18	0.054	mg/Kg	☼	02/22/16 07:04	02/27/16 04:19	1
1,3-Dichlorobenzene	<0.18		0.18	0.040	mg/Kg	☼	02/22/16 07:04	02/27/16 04:19	1
1,4-Dichlorobenzene	<0.18		0.18	0.046	mg/Kg	☼	02/22/16 07:04	02/27/16 04:19	1

TestAmerica Chicago

Client Sample Results

Client: Ecology and Environment, Inc.
Project/Site: IDOT - IL 38 - WO 008

TestAmerica Job ID: 500-107642-9

Client Sample ID: 3011-34-B01 (0-1)

Lab Sample ID: 500-107642-19

Date Collected: 02/16/16 14:50

Matrix: Solid

Date Received: 02/17/16 07:45

Percent Solids: 89.6

Method: 8270D - Semivolatile Organic Compounds (GC/MS) (Continued)

Analyte	Result	Qualifier	RL	MDL	Unit	D	Prepared	Analyzed	Dil Fac
1,2-Dichlorobenzene	<0.18		0.18	0.043	mg/Kg	☼	02/22/16 07:04	02/27/16 04:19	1
2-Methylphenol	<0.18		0.18	0.057	mg/Kg	☼	02/22/16 07:04	02/27/16 04:19	1
2,2'-oxybis[1-chloropropane]	<0.18		0.18	0.041	mg/Kg	☼	02/22/16 07:04	02/27/16 04:19	1
N-Nitrosodi-n-propylamine	<0.072		0.072	0.044	mg/Kg	☼	02/22/16 07:04	02/27/16 04:19	1
Hexachloroethane	<0.18		0.18	0.054	mg/Kg	☼	02/22/16 07:04	02/27/16 04:19	1
2-Chlorophenol	<0.18		0.18	0.061	mg/Kg	☼	02/22/16 07:04	02/27/16 04:19	1
Nitrobenzene	<0.036		0.036	0.0089	mg/Kg	☼	02/22/16 07:04	02/27/16 04:19	1
Bis(2-chloroethoxy)methane	<0.18		0.18	0.036	mg/Kg	☼	02/22/16 07:04	02/27/16 04:19	1
1,2,4-Trichlorobenzene	<0.18		0.18	0.039	mg/Kg	☼	02/22/16 07:04	02/27/16 04:19	1
Isophorone	<0.18		0.18	0.040	mg/Kg	☼	02/22/16 07:04	02/27/16 04:19	1
2,4-Dimethylphenol	<0.36		0.36	0.14	mg/Kg	☼	02/22/16 07:04	02/27/16 04:19	1
Hexachlorobutadiene	<0.18		0.18	0.056	mg/Kg	☼	02/22/16 07:04	02/27/16 04:19	1
Naphthalene	<0.036		0.036	0.0055	mg/Kg	☼	02/22/16 07:04	02/27/16 04:19	1
2,4-Dichlorophenol	<0.36		0.36	0.085	mg/Kg	☼	02/22/16 07:04	02/27/16 04:19	1
4-Chloroaniline	<0.72		0.72	0.17	mg/Kg	☼	02/22/16 07:04	02/27/16 04:19	1
2,4,6-Trichlorophenol	<0.36		0.36	0.12	mg/Kg	☼	02/22/16 07:04	02/27/16 04:19	1
2,4,5-Trichlorophenol	<0.36		0.36	0.082	mg/Kg	☼	02/22/16 07:04	02/27/16 04:19	1
Hexachlorocyclopentadiene	<0.72		0.72	0.21	mg/Kg	☼	02/22/16 07:04	02/27/16 04:19	1
2-Methylnaphthalene	<0.036		0.036	0.0066	mg/Kg	☼	02/22/16 07:04	02/27/16 04:19	1
2-Nitroaniline	<0.18		0.18	0.048	mg/Kg	☼	02/22/16 07:04	02/27/16 04:19	1
2-Chloronaphthalene	<0.18		0.18	0.039	mg/Kg	☼	02/22/16 07:04	02/27/16 04:19	1
4-Chloro-3-methylphenol	<0.36		0.36	0.12	mg/Kg	☼	02/22/16 07:04	02/27/16 04:19	1
2,6-Dinitrotoluene	<0.18		0.18	0.070	mg/Kg	☼	02/22/16 07:04	02/27/16 04:19	1
2-Nitrophenol	<0.36		0.36	0.084	mg/Kg	☼	02/22/16 07:04	02/27/16 04:19	1
3-Nitroaniline	<0.36		0.36	0.11	mg/Kg	☼	02/22/16 07:04	02/27/16 04:19	1
Dimethyl phthalate	<0.18		0.18	0.047	mg/Kg	☼	02/22/16 07:04	02/27/16 04:19	1
2,4-Dinitrophenol	<0.72		0.72	0.63	mg/Kg	☼	02/22/16 07:04	02/27/16 04:19	1
Acenaphthylene	<0.036		0.036	0.0047	mg/Kg	☼	02/22/16 07:04	02/27/16 04:19	1
2,4-Dinitrotoluene	<0.18		0.18	0.057	mg/Kg	☼	02/22/16 07:04	02/27/16 04:19	1
Acenaphthene	<0.036		0.036	0.0064	mg/Kg	☼	02/22/16 07:04	02/27/16 04:19	1
Dibenzofuran	<0.18		0.18	0.042	mg/Kg	☼	02/22/16 07:04	02/27/16 04:19	1
4-Nitrophenol	<0.72		0.72	0.34	mg/Kg	☼	02/22/16 07:04	02/27/16 04:19	1
Fluorene	<0.036		0.036	0.0050	mg/Kg	☼	02/22/16 07:04	02/27/16 04:19	1
4-Nitroaniline	<0.36		0.36	0.15	mg/Kg	☼	02/22/16 07:04	02/27/16 04:19	1
4-Bromophenyl phenyl ether	<0.18		0.18	0.047	mg/Kg	☼	02/22/16 07:04	02/27/16 04:19	1
Hexachlorobenzene	<0.072		0.072	0.0083	mg/Kg	☼	02/22/16 07:04	02/27/16 04:19	1
Diethyl phthalate	<0.18		0.18	0.061	mg/Kg	☼	02/22/16 07:04	02/27/16 04:19	1
4-Chlorophenyl phenyl ether	<0.18		0.18	0.042	mg/Kg	☼	02/22/16 07:04	02/27/16 04:19	1
Pentachlorophenol	<0.72		0.72	0.57	mg/Kg	☼	02/22/16 07:04	02/27/16 04:19	1
N-Nitrosodiphenylamine	<0.18		0.18	0.042	mg/Kg	☼	02/22/16 07:04	02/27/16 04:19	1
4,6-Dinitro-2-methylphenol	<0.72		0.72	0.29	mg/Kg	☼	02/22/16 07:04	02/27/16 04:19	1
Phenanthrene	0.066		0.036	0.0050	mg/Kg	☼	02/22/16 07:04	02/27/16 04:19	1
Anthracene	0.014 J		0.036	0.0060	mg/Kg	☼	02/22/16 07:04	02/27/16 04:19	1
Carbazole	<0.18		0.18	0.089	mg/Kg	☼	02/22/16 07:04	02/27/16 04:19	1
Di-n-butyl phthalate	<0.18		0.18	0.054	mg/Kg	☼	02/22/16 07:04	02/27/16 04:19	1
Fluoranthene	0.088		0.036	0.0066	mg/Kg	☼	02/22/16 07:04	02/27/16 04:19	1
Pyrene	0.22		0.036	0.0071	mg/Kg	☼	02/22/16 07:04	02/27/16 04:19	1
Butyl benzyl phthalate	<0.18		0.18	0.068	mg/Kg	☼	02/22/16 07:04	02/27/16 04:19	1
Benzo[a]anthracene	0.066		0.036	0.0048	mg/Kg	☼	02/22/16 07:04	02/27/16 04:19	1

TestAmerica Chicago

Client Sample Results

Client: Ecology and Environment, Inc.
Project/Site: IDOT - IL 38 - WO 008

TestAmerica Job ID: 500-107642-9

Client Sample ID: 3011-34-B01 (0-1)

Lab Sample ID: 500-107642-19

Date Collected: 02/16/16 14:50

Matrix: Solid

Date Received: 02/17/16 07:45

Percent Solids: 89.6

Method: 8270D - Semivolatile Organic Compounds (GC/MS) (Continued)

Analyte	Result	Qualifier	RL	MDL	Unit	D	Prepared	Analyzed	Dil Fac
Chrysene	0.093		0.036	0.0097	mg/Kg	☼	02/22/16 07:04	02/27/16 04:19	1
3,3'-Dichlorobenzidine	<0.18		0.18	0.050	mg/Kg	☼	02/22/16 07:04	02/27/16 04:19	1
Bis(2-ethylhexyl) phthalate	<0.18		0.18	0.065	mg/Kg	☼	02/22/16 07:04	02/27/16 04:19	1
Di-n-octyl phthalate	<0.18		0.18	0.058	mg/Kg	☼	02/22/16 07:04	02/27/16 04:19	1
Benzo[b]fluoranthene	0.13		0.036	0.0077	mg/Kg	☼	02/22/16 07:04	02/27/16 04:19	1
Benzo[k]fluoranthene	0.033	J	0.036	0.011	mg/Kg	☼	02/22/16 07:04	02/27/16 04:19	1
Benzo[a]pyrene	0.094		0.036	0.0069	mg/Kg	☼	02/22/16 07:04	02/27/16 04:19	1
Indeno[1,2,3-cd]pyrene	0.099		0.036	0.0093	mg/Kg	☼	02/22/16 07:04	02/27/16 04:19	1
Dibenz(a,h)anthracene	<0.036		0.036	0.0069	mg/Kg	☼	02/22/16 07:04	02/27/16 04:19	1
Benzo[g,h,i]perylene	0.11		0.036	0.012	mg/Kg	☼	02/22/16 07:04	02/27/16 04:19	1
3 & 4 Methylphenol	<0.18		0.18	0.060	mg/Kg	☼	02/22/16 07:04	02/27/16 04:19	1

Surrogate	%Recovery	Qualifier	Limits	Prepared	Analyzed	Dil Fac
2-Fluorophenol	93		25 - 110	02/22/16 07:04	02/27/16 04:19	1
Phenol-d5	94		31 - 110	02/22/16 07:04	02/27/16 04:19	1
Nitrobenzene-d5	90		25 - 115	02/22/16 07:04	02/27/16 04:19	1
2-Fluorobiphenyl	84		25 - 119	02/22/16 07:04	02/27/16 04:19	1
2,4,6-Tribromophenol	76		35 - 137	02/22/16 07:04	02/27/16 04:19	1
Terphenyl-d14	179	X	36 - 134	02/22/16 07:04	02/27/16 04:19	1

Method: 6010B - Metals (ICP)

Analyte	Result	Qualifier	RL	MDL	Unit	D	Prepared	Analyzed	Dil Fac
Antimony	0.21	J	0.99	0.21	mg/Kg	☼	02/24/16 08:46	02/26/16 03:22	1
Arsenic	4.1		0.49	0.23	mg/Kg	☼	02/24/16 08:46	02/26/16 03:22	1
Barium	46		0.49	0.091	mg/Kg	☼	02/24/16 08:46	02/26/16 03:22	1
Beryllium	0.27		0.20	0.043	mg/Kg	☼	02/24/16 08:46	02/26/16 03:22	1
Boron	6.2		2.5	0.35	mg/Kg	☼	02/24/16 08:46	02/26/16 03:22	1
Cadmium	0.13		0.099	0.029	mg/Kg	☼	02/24/16 08:46	02/26/16 03:22	1
Calcium	120000	B	99	32	mg/Kg	☼	02/24/16 08:46	02/26/16 05:23	10
Chromium	9.5	B	0.49	0.085	mg/Kg	☼	02/24/16 08:46	02/26/16 03:22	1
Cobalt	5.2		0.25	0.056	mg/Kg	☼	02/24/16 08:46	02/26/16 03:22	1
Copper	9.0		0.49	0.11	mg/Kg	☼	02/24/16 08:46	02/26/16 03:22	1
Iron	8800	B	9.9	3.8	mg/Kg	☼	02/24/16 08:46	02/26/16 03:22	1
Lead	15		0.25	0.12	mg/Kg	☼	02/24/16 08:46	02/26/16 03:22	1
Magnesium	71000	B	49	20	mg/Kg	☼	02/24/16 08:46	02/26/16 05:23	10
Manganese	480		0.49	0.098	mg/Kg	☼	02/24/16 08:46	02/26/16 03:22	1
Nickel	11	B	0.49	0.13	mg/Kg	☼	02/24/16 08:46	02/26/16 03:22	1
Potassium	550		25	4.0	mg/Kg	☼	02/24/16 08:46	02/26/16 03:22	1
Selenium	0.35	J	0.49	0.24	mg/Kg	☼	02/24/16 08:46	02/26/16 03:22	1
Silver	0.090	J	0.25	0.058	mg/Kg	☼	02/24/16 08:46	02/26/16 03:22	1
Sodium	940		49	6.5	mg/Kg	☼	02/24/16 08:46	02/26/16 03:22	1
Thallium	<0.49		0.49	0.24	mg/Kg	☼	02/24/16 08:46	02/26/16 03:22	1
Vanadium	13		0.25	0.072	mg/Kg	☼	02/24/16 08:46	02/26/16 03:22	1
Zinc	33	B	4.9	1.6	mg/Kg	☼	02/24/16 08:46	02/26/16 17:52	5

Method: 6010B - Metals (ICP) - TCLP

Analyte	Result	Qualifier	RL	MDL	Unit	D	Prepared	Analyzed	Dil Fac
Barium	0.55		0.50	0.050	mg/L		02/23/16 09:14	02/24/16 22:23	1
Beryllium	<0.0040		0.0040	0.0040	mg/L		02/23/16 09:14	02/24/16 22:23	1
Boron	0.74		0.50	0.050	mg/L		02/23/16 09:14	02/24/16 22:23	1

TestAmerica Chicago

Client Sample Results

Client: Ecology and Environment, Inc.
Project/Site: IDOT - IL 38 - WO 008

TestAmerica Job ID: 500-107642-9

Client Sample ID: 3011-34-B01 (0-1)

Lab Sample ID: 500-107642-19

Date Collected: 02/16/16 14:50

Matrix: Solid

Date Received: 02/17/16 07:45

Percent Solids: 89.6

Method: 6010B - Metals (ICP) - TCLP (Continued)

Analyte	Result	Qualifier	RL	MDL	Unit	D	Prepared	Analyzed	Dil Fac
Cadmium	<0.0050		0.0050	0.0020	mg/L		02/23/16 09:14	02/24/16 22:23	1
Chromium	<0.025		0.025	0.010	mg/L		02/23/16 09:14	02/24/16 22:23	1
Cobalt	0.013	J	0.025	0.010	mg/L		02/23/16 09:14	02/24/16 22:23	1
Iron	<0.40		0.40	0.20	mg/L		02/23/16 09:14	02/24/16 22:23	1
Lead	<0.0075		0.0075	0.0075	mg/L		02/23/16 09:14	02/24/16 22:23	1
Manganese	4.7		0.025	0.010	mg/L		02/23/16 09:14	02/24/16 22:23	1
Nickel	0.017	J	0.025	0.010	mg/L		02/23/16 09:14	02/24/16 22:23	1
Selenium	<0.050		0.050	0.020	mg/L		02/23/16 09:14	02/24/16 22:23	1
Silver	<0.025		0.025	0.010	mg/L		02/23/16 09:14	02/24/16 22:23	1
Zinc	0.33	J B	0.50	0.020	mg/L		02/23/16 09:14	02/24/16 22:23	1

Method: 6010B - Metals (ICP) - SPLP East

Analyte	Result	Qualifier	RL	MDL	Unit	D	Prepared	Analyzed	Dil Fac
Manganese	0.39		0.025	0.010	mg/L		02/23/16 09:24	02/25/16 10:01	1

Method: 6020A - Metals (ICP/MS) - TCLP

Analyte	Result	Qualifier	RL	MDL	Unit	D	Prepared	Analyzed	Dil Fac
Antimony	<0.0060		0.0060	0.0060	mg/L		02/23/16 09:14	02/23/16 17:52	1
Thallium	<0.0020		0.0020	0.0020	mg/L		02/23/16 09:14	02/23/16 17:52	1

Method: 7470A - TCLP Mercury - TCLP

Analyte	Result	Qualifier	RL	MDL	Unit	D	Prepared	Analyzed	Dil Fac
Mercury	<0.00020		0.00020	0.00020	mg/L		02/22/16 15:15	02/23/16 12:34	1

Method: 7471B - Mercury (CVAA)

Analyte	Result	Qualifier	RL	MDL	Unit	D	Prepared	Analyzed	Dil Fac
Mercury	0.035		0.017	0.0088	mg/Kg	☼	02/23/16 15:15	02/24/16 13:58	1

General Chemistry

Analyte	Result	Qualifier	RL	MDL	Unit	D	Prepared	Analyzed	Dil Fac
pH	8.28		0.200	0.200	SU			02/20/16 13:18	1

Definitions/Glossary

Client: Ecology and Environment, Inc.
Project/Site: IDOT - IL 38 - WO 008

TestAmerica Job ID: 500-107642-9

Qualifiers

GC/MS VOA

Qualifier	Qualifier Description
*	LCS or LCSD is outside acceptance limits.

GC/MS Semi VOA

Qualifier	Qualifier Description
J	Result is less than the RL but greater than or equal to the MDL and the concentration is an approximate value.
X	Surrogate is outside control limits

Metals

Qualifier	Qualifier Description
J	Result is less than the RL but greater than or equal to the MDL and the concentration is an approximate value.
B	Compound was found in the blank and sample.

Glossary

Abbreviation	These commonly used abbreviations may or may not be present in this report.
α	Listed under the "D" column to designate that the result is reported on a dry weight basis
%R	Percent Recovery
CFL	Contains Free Liquid
CNF	Contains no Free Liquid
DER	Duplicate error ratio (normalized absolute difference)
Dil Fac	Dilution Factor
DL, RA, RE, IN	Indicates a Dilution, Re-analysis, Re-extraction, or additional Initial metals/anion analysis of the sample
DLC	Decision level concentration
MDA	Minimum detectable activity
EDL	Estimated Detection Limit
MDC	Minimum detectable concentration
MDL	Method Detection Limit
ML	Minimum Level (Dioxin)
NC	Not Calculated
ND	Not detected at the reporting limit (or MDL or EDL if shown)
PQL	Practical Quantitation Limit
QC	Quality Control
RER	Relative error ratio
RL	Reporting Limit or Requested Limit (Radiochemistry)
RPD	Relative Percent Difference, a measure of the relative difference between two points
TEF	Toxicity Equivalent Factor (Dioxin)
TEQ	Toxicity Equivalent Quotient (Dioxin)

Certification Summary

Client: Ecology and Environment, Inc.
Project/Site: IDOT - IL 38 - WO 008

TestAmerica Job ID: 500-107642-9

Laboratory: TestAmerica Chicago

Unless otherwise noted, all analytes for this laboratory were covered under each certification below.

Authority	Program	EPA Region	Certification ID	Expiration Date
Illinois	NELAP	5	100201	04-30-16

The following analytes are included in this report, but certification is not offered by the governing authority:

Analysis Method	Prep Method	Matrix	Analyte
6020A	3010A	Solid	Antimony
6020A	3010A	Solid	Thallium
8260B	5035	Solid	1,3-Dichloropropene, Total
Moisture		Solid	Percent Moisture
Moisture		Solid	Percent Solids

TestAmerica

THE LEADER IN ENVIRONMENTAL TESTING

2417 Bond Street, University Park, IL 60484
 Phone: 708.534.5200 Fax: 708.534.5211

Report To (optional)
 Contact: _____
 Company: _____
 Address: _____
 Address: _____
 Phone: _____
 Fax: _____
 E-Mail: _____

Bill To (optional)
 Contact: _____
 Company: _____
 Address: _____
 Address: _____
 Phone: _____
 Fax: _____
 PO#/Reference# _____

Chain of Custody Record

Lab Job #: 500-107642

Chain of Custody Number: _____

Page _____ of _____

Temperature °C of Cooler: _____

Client		Client Project #		Preservative		Parameter		Matrix		Preservative Key	
Project Name		Lab Project #		Sampling		# of Containers		Matrix			
Project Location/State		Lab Project #		Date		Time		Matrix		Comments	
Sampler		Lab PM		Date		Time		Matrix			
EE	1009341-0000-01									1. HCL, Cool to 4° 2. H2SO4, Cool to 4° 3. HNO3, Cool to 4° 4. NaOH, Cool to 4° 5. NaOH/Zn, Cool to 4° 6. NaHSO4 7. Cool to 4° 8. None 9. Other	
TC 3E											
Kane County, IL		50011864									
S. Cooper		D. Wright									
Lab ID	MS/MSD	Sample ID	Date	Time	# of Containers	Matrix	VOC	SVOC	TOTAL TAC	TC W/SPG	PH/9.5/10.2
19		3011-34-1301(0-1)	2/16/16	1450	2	S	✓	✗	✗	✗	✗
2/16/16											

Turnaround Time Required (Business Days)

___ 1 Day ___ 2 Days ___ 5 Days ___ 7 Days 10 Days ___ 15 Days ___ Other

Sample Disposal

Return to Client Disposal by Lab Archive for ___ Months (A fee may be assessed if samples are retained longer than 1 month)

Relinquished By	Company	Date	Time	Received By	Company	Date	Time
[Signature]	EE	2/16/16	1530	[Signature]	TA	2/16/16	1230
[Signature]	TA	2/16/16	1715	[Signature]	TA-CAT	2/17/16	0745

Lab Courier: JTA
 Shipped: _____
 Hand Delivered: _____

- Matrix Key
- WW - Wastewater
 - W - Water
 - S - Soil
 - SL - Sludge
 - MS - Miscellaneous
 - OL - Oil
 - A - Air
 - SE - Sediment
 - SO - Soil
 - L - Leachate
 - WI - Wipe
 - DW - Drinking Water
 - O - Other

Client Comments:

Lab Comments:

Login Sample Receipt Checklist

Client: Ecology and Environment, Inc.

Job Number: 500-107642-9

Login Number: 107642

List Source: TestAmerica Chicago

List Number: 1

Creator: Scott, Sherri L

Question	Answer	Comment
Radioactivity wasn't checked or is \leq background as measured by a survey meter.	True	
The cooler's custody seal, if present, is intact.	True	
Sample custody seals, if present, are intact.	True	
The cooler or samples do not appear to have been compromised or tampered with.	True	
Samples were received on ice.	True	
Cooler Temperature is acceptable.	True	
Cooler Temperature is recorded.	True	2.8,2.5,3.2,3.5
COC is present.	True	
COC is filled out in ink and legible.	True	
COC is filled out with all pertinent information.	True	
Is the Field Sampler's name present on COC?	True	
There are no discrepancies between the containers received and the COC.	True	
Samples are received within Holding Time (excluding tests with immediate HTs)	True	
Sample containers have legible labels.	True	
Containers are not broken or leaking.	True	
Sample collection date/times are provided.	True	
Appropriate sample containers are used.	True	
Sample bottles are completely filled.	True	
Sample Preservation Verified.	True	
There is sufficient vol. for all requested analyses, incl. any requested MS/MSDs	True	
Containers requiring zero headspace have no headspace or bubble is <math><6\text{mm}</math> (1/4").	N/A	
Multiphasic samples are not present.	True	
Samples do not require splitting or compositing.	True	
Residual Chlorine Checked.	N/A	





Bureau of Land • 1021 North Grand Avenue East • P.O. Box 19276 • Springfield • Illinois • 62794-9276

Uncontaminated Soil Certification by Licensed Professional Engineer or Licensed Professional Geologist for Use of Uncontaminated Soil as Fill in a CCDD or Uncontaminated Soil Fill Operation LPC-663

Revised in accordance with 35 Ill. Adm. Code 1100, as amended by PCB R2012-009 (eff. Aug. 27, 2012)

This certification form is to be used by professional engineers and professional geologists to certify, pursuant to 35 Ill. Adm. Code 1100.205(a)(1)(B), that soil (i) is uncontaminated soil and (ii) is within a pH range of 6.26 to 9.0. If you have questions about this form, please telephone the Bureau of Land Permit Section at 217/524-3300.

This form may be completed online, saved locally, printed and signed, and submitted to prospective clean construction or demolition debris (CCDD) fill operations or uncontaminated soil fill operations.

I. Source Location Information

(Describe the location of the source of the uncontaminated soil)

Project Name: FAP 347 (IL Route 38) Office Phone Number, if available: _____

Physical Site Location (address, including number and street):
46W 603-691 IL 38 ISGS #3011-35 (Residences)

City: Maple Park State: IL Zip Code: 60151

County: Kane Township: Virgil

Lat/Long of approximate center of site in decimal degrees (DD.ddddd) to five decimal places (e.g., 40.67890, -90.12345):

Latitude: 41.89853498 Longitude: -88.52009495
(Decimal Degrees) (-Decimal Degrees)

Identify how the lat/long data were determined:

- GPS Map Interpolation Photo Interpolation Survey Other

IEPA Site Number(s), if assigned: BOL: _____ BOW: _____ BOA: _____

II. Owner/Operator Information for Source Site

Site Owner

Site Operator

Name: Illinois Department of Transportation

Name: Illinois Department of Transportation

Street Address: 201 West Center Court

Street Address: 201 West Center Court

PO Box: _____

PO Box: _____

City: Schaumburg State: IL

City: Schaumburg State: IL

Zip Code: 60196-1096 Phone: 847-705-4159

Zip Code: 60196-1096 Phone: 847-705-4159

Contact: Sam Mead

Contact: Sam Mead

Email, if available: Sam.Mead@illinois.gov

Email, if available: Sam.Mead@illinois.gov

This Agency is authorized to require this information under Section 4 and Title X of the Environmental Protection Act (415 ILCS 5/4, 5/39). Failure to disclose this information may result in: a civil penalty of not to exceed \$50,000 for the violation and an additional civil penalty of not to exceed \$10,000 for each day during which the violation continues (415 ILCS 5/42). This form has been approved by the Forms Management Center.

Project Name: FAP 347 (IL Route 38)

Latitude: 41.89853498 Longitude: -88.52009495

Uncontaminated Site Certification

III. Basis for Certification and Attachments

For each item listed below, reference the attachments to this form that provide the required information.

- a. A Description of the soil sample points and how they were determined to be sufficient in number and appropriately located 35 Ill. Adm. Code 1100.610(a):

Location 3011-35-B01, 3011-34-B01, and 3011-37-B02 was sampled within the construction zone adjacent to ISGS #3011-35 (Residences). Refer to PSI Report for ISGS #3011-35 (Residences) including Table 4-4, and Figures 4-5A&B.

- b. Analytical soil testing results to show that soil chemical constituents comply with the maximum allowable concentrations established pursuant to 35 Ill. Adm. Code Part 1100, Subpart F and that the soil pH is within the range of 6.25 to 9.0, including the documentation of chain of custody control, a copy of the lab analysis; the accreditation status of the laboratory performing the analysis; and certification by an authorized agent of the laboratory that the analysis has been performed in accordance with the Agency's rules for the accreditation of environmental and the scope of the accreditation [35 Ill. Adm. Code 1100.201(g), 1100.205(a), 1100.610]:

See attached data summary table and associated laboratory data package J107642-10, J107642-9, and J107642-12.

IV. Certification Statement, Signature and Seal of Licensed Professional Engineer or Licensed Professional Geologist

I, Neil J. Brown (name of licensed professional engineer or geologist) certify under penalty of law that the information submitted, including but not limited to, all attachments and other information, is to the best of my knowledge and belief, true, accurate and complete. In accordance with the Environmental Protection Act [415 ILCS 5/22.51 or 22.51a] and 35 Ill. Adm. Code 1100.205(a), I certify that the soil from this site is uncontaminated soil. I also certify that the soil pH is within the range of 6.25 to 9.0. In addition, I certify that the soil has not been removed from the site as part of a cleanup or removal of contaminants. All necessary documentation is attached.

Any person who knowingly makes a false, fictitious, or fraudulent material statement, orally or in writing, to the Illinois EPA commits a Class 4 felony. A second or subsequent offense after conviction is a Class 3 felony. (415 ILCS 5/44(h))

Company Name: Ecology and Environment, Inc.
 Street Address: 33 West Monroe Street
 City: Chicago State: IL Zip Code: 60603
 Phone: 312-578-9243

Neil J. Brown

Printed Name:

Neil J. Brown
 Licensed Professional Engineer or
 Licensed Professional Geologist Signature:

3/17/16
 Date:



P.E. or L.P.G. Seal:




Analytical Data Summary

PTB #176-001; IDOT Job #D-91-339-15; Project #P-91-141-15; WorkOrder #08A

Key to Data Tables

- MAC = Maximum Allowable Concentration of Chemical Constituent in
Uncontaminated Soil Used as Fill Material At Regulated Fill Operations
- mg/kg = Milligrams per kilogram.
- mg/L = Milligrams per liter.
- MSA = Metropolitan Statistical Area
- TACO = Tiered Approach to Corrective Action Objectives
- TCLP = Toxicity Characteristic Leaching Procedure.
- SCGIER = Soil Component of the Groundwater Ingestion Exposure Route
- SPLP = Synthetic Precipitation Leaching Procedure.
- ND = Not detected.
- NA = Not analyzed.
- J = Estimated value.
- U = Analyte was analyzed for but not detected.

Criteria Qualifiers and Shading

- † = Concentration exceeds the most stringent MAC.
- m = Concentration exceeds the MAC for an MSA.
- * = Concentration exceeds the MAC for Chicago corporate limits.
- L = The detected TCLP/SPLP concentration exceeds the TACO Tier 1 RO for the SCGIER.
-  = Concentration exceeds the most stringent MAC, but is below the MAC for an MSA.
-  = Concentration exceeds the most stringent MAC and the MAC for Chicago corporate limits.
-  = Concentration exceeds applicable comparison criteria.

CONTAMINANTS OF CONCERN

SITE	ISGS #3011-35 (Residences)	Comparison Criteria			
BORING	3011-35-B01	MACs			TACO
SAMPLE	3011-35-B01 (0-1)	Most Stringent	Within an MSA	Within Chicago	SCGIER
MATRIX	Soil				
DEPTH (feet)	0-1				
pH	8.23				
VOCs (None Detected)					
SVOCs (mg/kg)					
Benzo[a]anthracene	0.026 J	0.9	1.8	1.1	--
Benzo[a]pyrene	0.041	0.09	2.1	1.3	--
Benzo[b]fluoranthene	0.06	0.9	2.1	1.5	--
Benzo[g,h,i]perylene	0.037	--	--	--	--
Benzo[k]fluoranthene	0.03 J	9	--	--	--
Chrysene	0.038	88	--	--	--
Fluoranthene	0.026 J	3,100	--	--	--
Indeno[1,2,3-cd]pyrene	0.058	0.9	1.6	0.9	--
Phenanthrene	0.014 J	--	--	--	--
Pyrene	0.085	2,300	--	--	--
Inorganics (mg/kg)					
Antimony	0.23 J	5	--	--	--
Arsenic	4.1	11.3	13	--	--
Barium	49	1,500	--	--	--
Beryllium	0.35	22	--	--	--
Boron	6.8	40	--	--	--
Cadmium	0.15	5.2	--	--	--
Calcium	100,000	--	--	--	--
Chromium	10	21	--	--	--
Cobalt	5.4	20	--	--	--
Copper	9.9	2,900	--	--	--
Iron	9,600	15,000	15,900	--	--
Lead	23	107	--	--	--
Magnesium	49,000	325,000	--	--	--
Manganese	320	630	636	--	--
Mercury	0.2	0.89	--	--	--
Nickel	12	100	--	--	--
Potassium	610	--	--	--	--
Selenium	0.38 J	1.3	--	--	--
Sodium	1,300	--	--	--	--
Vanadium	17	550	--	--	--
Zinc	39	5,100	--	--	--
TCLP Metals (mg/L)					
Barium	0.56	--	--	--	2
Boron	0.8	--	--	--	2
Cobalt	0.014 J	--	--	--	1
Manganese	5.1 L	--	--	--	0.15
Nickel	0.017 J	--	--	--	0.1
Zinc	0.38 J	--	--	--	5
SPLP Metals (mg/L)					
Manganese	0.59 J L	--	--	--	0.15

CONTAMINANTS OF CONCERN

SITE	ISGS #3011-33 (Residence)	Comparison Criteria			
		MACs			TACO
BORING	3011-33-B01				
SAMPLE	3011-33-B01 (0-1)	Most Stringent	Within an MSA	Within Chicago	SCGIER
MATRIX	Soil				
DEPTH (feet)	0-1				
pH	8.29				
VOCs (mg/kg)					
2-Butanone (MEK)	0.013	--	--	--	--
Acetone	0.11	25	--	--	--
SVOCs (mg/kg)					
Anthracene	0.011 J	12,000	--	--	--
Benzo[a]anthracene	0.061	0.9	1.8	1.1	--
Benzo[a]pyrene	0.081	0.09	2.1	1.3	--
Benzo[b]fluoranthene	0.13	0.9	2.1	1.5	--
Benzo[g,h,i]perylene	0.12	--	--	--	--
Benzo[k]fluoranthene	0.051	9	--	--	--
Chrysene	0.092	88	--	--	--
Fluoranthene	0.087	3,100	--	--	--
Indeno[1,2,3-cd]pyrene	0.088	0.9	1.6	0.9	--
Phenanthrene	0.062	--	--	--	--
Pyrene	0.2	2,300	--	--	--
Inorganics (mg/kg)					
Antimony	0.31 J	5	--	--	--
Arsenic	4.7	11.3	13	--	--
Barium	48	1,500	--	--	--
Beryllium	0.29	22	--	--	--
Boron	5.7	40	--	--	--
Cadmium	0.23	5.2	--	--	--
Calcium	110,000	--	--	--	--
Chromium	9.8	21	--	--	--
Cobalt	5.8	20	--	--	--
Copper	10	2,900	--	--	--
Iron	9,000	15,000	15,900	--	--
Lead	53	107	--	--	--
Magnesium	60,000	325,000	--	--	--
Manganese	390	630	636	--	--
Mercury	0.12	0.89	--	--	--
Nickel	12	100	--	--	--
Potassium	540	--	--	--	--
Selenium	0.48	1.3	--	--	--
Sodium	1,700	--	--	--	--
Thallium	0.32 J	2.6	--	--	--
Vanadium	13	550	--	--	--
Zinc	54	5,100	--	--	--
TCLP Metals (mg/L)					
Barium	0.45 J	--	--	--	2
Boron	0.44 J	--	--	--	2
Manganese	0.98 L	--	--	--	0.15
Zinc	0.81 J	--	--	--	5
SPLP Metals (mg/L)					
Manganese	0.83 L	--	--	--	0.15

CONTAMINANTS OF CONCERN

SITE	ISGS #3011-37 (Residence)	Comparison Criteria			
		MACs			TACO
BORING	3011-37-B02				
SAMPLE	3011-37-B02 (0-1)				
MATRIX	Soil				
DEPTH (feet)	0-1				
pH	8.52	Most Stringent	Within an MSA	Within Chicago	SCGIER
VOCs (None Detected)					
SVOCs (mg/kg)					
Acenaphthylene	0.0077 J	--	--	--	--
Anthracene	0.013 J	12,000	--	--	--
Benzo[a]anthracene	0.07	0.9	1.8	1.1	--
Benzo[a]pyrene	0.091 †	0.09	2.1	1.3	--
Benzo[b]fluoranthene	0.16	0.9	2.1	1.5	--
Benzo[g,h,i]perylene	ND U	--	--	--	--
Benzo[k]fluoranthene	0.059	9	--	--	--
Chrysene	0.092	88	--	--	--
Fluoranthene	0.12	3,100	--	--	--
Indeno[1,2,3-cd]pyrene	0.052	0.9	1.6	0.9	--
Phenanthrene	0.057	--	--	--	--
Pyrene	0.2	2,300	--	--	--
Inorganics (mg/kg)					
Antimony	0.29 J	5	--	--	--
Arsenic	3.7	11.3	13	--	--
Barium	72	1,500	--	--	--
Beryllium	0.27	22	--	--	--
Boron	8.1	40	--	--	--
Cadmium	0.22	5.2	--	--	--
Calcium	150,000	--	--	--	--
Chromium	9	21	--	--	--
Cobalt	5.2	20	--	--	--
Copper	11	2,900	--	--	--
Iron	8,600	15,000	15,900	--	--
Lead	66	107	--	--	--
Magnesium	87,000	325,000	--	--	--
Manganese	440	630	636	--	--
Mercury	0.19	0.89	--	--	--
Nickel	9.8	100	--	--	--
Potassium	640	--	--	--	--
Selenium	0.53	1.3	--	--	--
Sodium	1,400	--	--	--	--
Vanadium	13	550	--	--	--
Zinc	390	5,100	--	--	--
TCLP Metals (mg/L)					
Barium	0.83	--	--	--	2
Boron	0.5	--	--	--	2
Cobalt	0.016 J	--	--	--	1
Lead	0.0084 L	--	--	--	0.0075
Manganese	6.6 L	--	--	--	0.15
Nickel	0.039	--	--	--	0.1
Zinc	3.1	--	--	--	5
SPLP Metals (mg/L)					
Lead	0.22 L	--	--	--	0.0075
Manganese	1.3 L	--	--	--	0.15

TestAmerica

THE LEADER IN ENVIRONMENTAL TESTING

ANALYTICAL REPORT

TestAmerica Laboratories, Inc.
TestAmerica Chicago
2417 Bond Street
University Park, IL 60484
Tel: (708)534-5200

TestAmerica Job ID: 500-107642-10
Client Project/Site: IDOT - IL 38 - WO 008

For:
Ecology and Environment, Inc.
33 West Monroe St.
Suite 1410
Chicago, Illinois 60603

Attn: Mr. Dean Tiebout

Jodie Bracken

Authorized for release by:
2/29/2016 5:11:52 PM
Jodie Bracken, Project Management Assistant II
jodie.bracken@testamericainc.com

Designee for
Richard Wright, Senior Project Manager
(708)534-5200
richard.wright@testamericainc.com

LINKS

Review your project
results through
TotalAccess

Have a Question?



Visit us at:
www.testamericainc.com

The test results in this report meet all 2003 NELAC and 2009 TNI requirements for accredited parameters, exceptions are noted in this report. This report may not be reproduced except in full, and with written approval from the laboratory. For questions please contact the Project Manager at the e-mail address or telephone number listed on this page.

This report has been electronically signed and authorized by the signatory. Electronic signature is intended to be the legally binding equivalent of a traditionally handwritten signature.

Results relate only to the items tested and the sample(s) as received by the laboratory.

1

2

3

4

5

6

7

8

9

10



Table of Contents

Cover Page	1
Table of Contents	2
Case Narrative	3
Detection Summary	4
Sample Summary	5
Client Sample Results	6
Definitions	10
Certification Summary	11
Chain of Custody	12
Receipt Checklists	13

Case Narrative

Client: Ecology and Environment, Inc.
Project/Site: IDOT - IL 38 - WO 008

TestAmerica Job ID: 500-107642-10

Job ID: 500-107642-10

Laboratory: TestAmerica Chicago

Narrative

Job Narrative 500-107642-10

Comments

No additional comments.

Receipt

The samples were received on 2/17/2016 7:45 AM; the samples arrived in good condition, properly preserved and, where required, on ice. The temperatures of the 4 coolers at receipt time were 2.5° C, 2.8° C, 3.2° C and 3.5° C.

GC/MS VOA

Method(s) 8260B: The following analyte recovered outside control limits for the LCS/LCSD associated with 500-324046: Bromomethane. This is not indicative of a systematic control problem because this was a random marginal exceedance. Qualified results have been reported.

Method(s) 8260B: The laboratory control sample (LCS) and / or laboratory control sample duplicate (LCSD) for 500-324046 recovered outside control limits for the following analyte: 1,2-Dichloropropane. This analyte was biased high in the LCS/LCSD and was not detected in the associated samples; therefore, the data have been reported.

No additional analytical or quality issues were noted, other than those described above or in the Definitions/Glossary page.

GC/MS Semi VOA

Method(s) 8270D: The following sample contained one acid surrogate and/or one base/neutral surrogate outside acceptance limits: 3011-35-B01 (0-1) (500-107642-20), (500-107642-E-1-B MS) and (500-107642-E-1-C MSD). The laboratory's SOP allows one acid and one base/neutral surrogate to be outside acceptance limits; therefore, re-extraction was not performed. These results have been reported and qualified.

No additional analytical or quality issues were noted, other than those described above or in the Definitions/Glossary page.

Metals

Method(s) 6010B: The method blank for preparation batch 500-324239 and analytical batch 500-324569 contained Calcium, Chromium, and Magnesium above the reporting limit (RL). Associated samples 3011-35-B01 (0-1) (500-107642-20) and (500-107642-E-1-H) were not re-extracted and/or re-analyzed because results were greater than 10X the value found in the method blank.

No additional analytical or quality issues were noted, other than those described above or in the Definitions/Glossary page.

General Chemistry

No analytical or quality issues were noted, other than those described in the Definitions/Glossary page.

Organic Prep

No analytical or quality issues were noted, other than those described in the Definitions/Glossary page.

Detection Summary

Client: Ecology and Environment, Inc.
Project/Site: IDOT - IL 38 - WO 008

TestAmerica Job ID: 500-107642-10

Client Sample ID: 3011-35-B01 (0-1)

Lab Sample ID: 500-107642-20

Analyte	Result	Qualifier	RL	MDL	Unit	Dil Fac	D	Method	Prep Type
Phenanthrene	0.014	J	0.037	0.0052	mg/Kg	1	☼	8270D	Total/NA
Fluoranthene	0.026	J	0.037	0.0069	mg/Kg	1	☼	8270D	Total/NA
Pyrene	0.085		0.037	0.0074	mg/Kg	1	☼	8270D	Total/NA
Benzo[a]anthracene	0.026	J	0.037	0.0050	mg/Kg	1	☼	8270D	Total/NA
Chrysene	0.038		0.037	0.010	mg/Kg	1	☼	8270D	Total/NA
Benzo[b]fluoranthene	0.060		0.037	0.0080	mg/Kg	1	☼	8270D	Total/NA
Benzo[k]fluoranthene	0.030	J	0.037	0.011	mg/Kg	1	☼	8270D	Total/NA
Benzo[a]pyrene	0.041		0.037	0.0072	mg/Kg	1	☼	8270D	Total/NA
Indeno[1,2,3-cd]pyrene	0.058		0.037	0.0096	mg/Kg	1	☼	8270D	Total/NA
Benzo[g,h,i]perylene	0.037		0.037	0.012	mg/Kg	1	☼	8270D	Total/NA
Antimony	0.23	J	1.0	0.21	mg/Kg	1	☼	6010B	Total/NA
Arsenic	4.1		0.51	0.23	mg/Kg	1	☼	6010B	Total/NA
Barium	49		0.51	0.093	mg/Kg	1	☼	6010B	Total/NA
Beryllium	0.35		0.20	0.044	mg/Kg	1	☼	6010B	Total/NA
Boron	6.8		2.5	0.36	mg/Kg	1	☼	6010B	Total/NA
Cadmium	0.15		0.10	0.029	mg/Kg	1	☼	6010B	Total/NA
Calcium	100000	B	100	33	mg/Kg	10	☼	6010B	Total/NA
Chromium	10	B	0.51	0.087	mg/Kg	1	☼	6010B	Total/NA
Cobalt	5.4		0.25	0.057	mg/Kg	1	☼	6010B	Total/NA
Copper	9.9		0.51	0.11	mg/Kg	1	☼	6010B	Total/NA
Iron	9600	B	10	3.9	mg/Kg	1	☼	6010B	Total/NA
Lead	23		0.25	0.13	mg/Kg	1	☼	6010B	Total/NA
Magnesium	49000	B	5.1	2.1	mg/Kg	1	☼	6010B	Total/NA
Manganese	320		0.51	0.10	mg/Kg	1	☼	6010B	Total/NA
Nickel	12	B	0.51	0.14	mg/Kg	1	☼	6010B	Total/NA
Potassium	610		25	4.1	mg/Kg	1	☼	6010B	Total/NA
Selenium	0.38	J	0.51	0.25	mg/Kg	1	☼	6010B	Total/NA
Sodium	1300		51	6.7	mg/Kg	1	☼	6010B	Total/NA
Vanadium	17		0.25	0.074	mg/Kg	1	☼	6010B	Total/NA
Zinc	39	B	5.1	1.6	mg/Kg	5	☼	6010B	Total/NA
Barium	0.56		0.50	0.050	mg/L	1		6010B	TCLP
Boron	0.80		0.50	0.050	mg/L	1		6010B	TCLP
Cobalt	0.014	J	0.025	0.010	mg/L	1		6010B	TCLP
Manganese	5.1		0.025	0.010	mg/L	1		6010B	TCLP
Nickel	0.017	J	0.025	0.010	mg/L	1		6010B	TCLP
Zinc	0.38	J B	0.50	0.020	mg/L	1		6010B	TCLP
Manganese	0.59	F1	0.025	0.010	mg/L	1		6010B	SPLP East
Mercury	0.20		0.018	0.0096	mg/Kg	1	☼	7471B	Total/NA
pH	8.23		0.200	0.200	SU	1		9045D	Total/NA

This Detection Summary does not include radiochemical test results.

TestAmerica Chicago

Sample Summary

Client: Ecology and Environment, Inc.
Project/Site: IDOT - IL 38 - WO 008

TestAmerica Job ID: 500-107642-10

Lab Sample ID	Client Sample ID	Matrix	Collected	Received
500-107642-20	3011-35-B01 (0-1)	Solid	02/16/16 14:55	02/17/16 07:45

1

2

3

4

5

6

7

8

9

10

Client Sample Results

Client: Ecology and Environment, Inc.
Project/Site: IDOT - IL 38 - WO 008

TestAmerica Job ID: 500-107642-10

Client Sample ID: 3011-35-B01 (0-1)

Lab Sample ID: 500-107642-20

Date Collected: 02/16/16 14:55

Matrix: Solid

Date Received: 02/17/16 07:45

Percent Solids: 89.3

Method: 8260B - Volatile Organic Compounds (GC/MS)

Analyte	Result	Qualifier	RL	MDL	Unit	D	Prepared	Analyzed	Dil Fac
Acetone	<0.020		0.020	0.0038	mg/Kg	☼	02/17/16 08:40	02/23/16 18:46	1
Benzene	<0.0050		0.0050	0.0011	mg/Kg	☼	02/17/16 08:40	02/23/16 18:46	1
Bromodichloromethane	<0.0050		0.0050	0.00084	mg/Kg	☼	02/17/16 08:40	02/23/16 18:46	1
Bromoform	<0.0050		0.0050	0.0010	mg/Kg	☼	02/17/16 08:40	02/23/16 18:46	1
Bromomethane	<0.0050	*	0.0050	0.0018	mg/Kg	☼	02/17/16 08:40	02/23/16 18:46	1
2-Butanone (MEK)	<0.0050		0.0050	0.0018	mg/Kg	☼	02/17/16 08:40	02/23/16 18:46	1
Carbon disulfide	<0.0050		0.0050	0.0018	mg/Kg	☼	02/17/16 08:40	02/23/16 18:46	1
Carbon tetrachloride	<0.0050		0.0050	0.0011	mg/Kg	☼	02/17/16 08:40	02/23/16 18:46	1
Chlorobenzene	<0.0050		0.0050	0.0012	mg/Kg	☼	02/17/16 08:40	02/23/16 18:46	1
Chloroethane	<0.0050		0.0050	0.0021	mg/Kg	☼	02/17/16 08:40	02/23/16 18:46	1
Chloroform	<0.0050		0.0050	0.00097	mg/Kg	☼	02/17/16 08:40	02/23/16 18:46	1
Chloromethane	<0.0050		0.0050	0.0012	mg/Kg	☼	02/17/16 08:40	02/23/16 18:46	1
cis-1,2-Dichloroethene	<0.0050		0.0050	0.0010	mg/Kg	☼	02/17/16 08:40	02/23/16 18:46	1
cis-1,3-Dichloropropene	<0.0050		0.0050	0.0011	mg/Kg	☼	02/17/16 08:40	02/23/16 18:46	1
Dibromochloromethane	<0.0050		0.0050	0.00057	mg/Kg	☼	02/17/16 08:40	02/23/16 18:46	1
1,1-Dichloroethane	<0.0050		0.0050	0.0010	mg/Kg	☼	02/17/16 08:40	02/23/16 18:46	1
1,2-Dichloroethane	<0.0050		0.0050	0.00074	mg/Kg	☼	02/17/16 08:40	02/23/16 18:46	1
1,1-Dichloroethene	<0.0050		0.0050	0.0018	mg/Kg	☼	02/17/16 08:40	02/23/16 18:46	1
1,2-Dichloropropane	<0.0050	*	0.0050	0.0013	mg/Kg	☼	02/17/16 08:40	02/23/16 18:46	1
1,3-Dichloropropane, Total	<0.0050		0.0050	0.0014	mg/Kg	☼	02/17/16 08:40	02/23/16 18:46	1
Ethylbenzene	<0.0050		0.0050	0.0012	mg/Kg	☼	02/17/16 08:40	02/23/16 18:46	1
2-Hexanone	<0.0050		0.0050	0.0015	mg/Kg	☼	02/17/16 08:40	02/23/16 18:46	1
Methylene Chloride	<0.0050		0.0050	0.0038	mg/Kg	☼	02/17/16 08:40	02/23/16 18:46	1
4-Methyl-2-pentanone (MIBK)	<0.0050		0.0050	0.0010	mg/Kg	☼	02/17/16 08:40	02/23/16 18:46	1
Methyl tert-butyl ether	<0.0050		0.0050	0.0012	mg/Kg	☼	02/17/16 08:40	02/23/16 18:46	1
Styrene	<0.0050		0.0050	0.0012	mg/Kg	☼	02/17/16 08:40	02/23/16 18:46	1
1,1,2,2-Tetrachloroethane	<0.0050		0.0050	0.00079	mg/Kg	☼	02/17/16 08:40	02/23/16 18:46	1
Tetrachloroethene	<0.0050		0.0050	0.0010	mg/Kg	☼	02/17/16 08:40	02/23/16 18:46	1
Toluene	<0.0050		0.0050	0.0017	mg/Kg	☼	02/17/16 08:40	02/23/16 18:46	1
trans-1,2-Dichloroethene	<0.0050		0.0050	0.0012	mg/Kg	☼	02/17/16 08:40	02/23/16 18:46	1
trans-1,3-Dichloropropene	<0.0050		0.0050	0.0014	mg/Kg	☼	02/17/16 08:40	02/23/16 18:46	1
1,1,1-Trichloroethane	<0.0050		0.0050	0.0012	mg/Kg	☼	02/17/16 08:40	02/23/16 18:46	1
1,1,2-Trichloroethane	<0.0050		0.0050	0.00096	mg/Kg	☼	02/17/16 08:40	02/23/16 18:46	1
Trichloroethene	<0.0050		0.0050	0.0013	mg/Kg	☼	02/17/16 08:40	02/23/16 18:46	1
Vinyl acetate	<0.0050		0.0050	0.0013	mg/Kg	☼	02/17/16 08:40	02/23/16 18:46	1
Vinyl chloride	<0.0050		0.0050	0.0012	mg/Kg	☼	02/17/16 08:40	02/23/16 18:46	1
Xylenes, Total	<0.0099		0.0099	0.0018	mg/Kg	☼	02/17/16 08:40	02/23/16 18:46	1

Surrogate	%Recovery	Qualifier	Limits	Prepared	Analyzed	Dil Fac
4-Bromofluorobenzene (Surr)	94		70 - 122	02/17/16 08:40	02/23/16 18:46	1
Dibromofluoromethane	89		75 - 120	02/17/16 08:40	02/23/16 18:46	1
1,2-Dichloroethane-d4 (Surr)	80		70 - 134	02/17/16 08:40	02/23/16 18:46	1
Toluene-d8 (Surr)	106		75 - 122	02/17/16 08:40	02/23/16 18:46	1

Method: 8270D - Semivolatile Organic Compounds (GC/MS)

Analyte	Result	Qualifier	RL	MDL	Unit	D	Prepared	Analyzed	Dil Fac
Phenol	<0.19		0.19	0.083	mg/Kg	☼	02/22/16 07:04	02/27/16 19:20	1
Bis(2-chloroethyl)ether	<0.19		0.19	0.056	mg/Kg	☼	02/22/16 07:04	02/27/16 19:20	1
1,3-Dichlorobenzene	<0.19		0.19	0.042	mg/Kg	☼	02/22/16 07:04	02/27/16 19:20	1
1,4-Dichlorobenzene	<0.19		0.19	0.048	mg/Kg	☼	02/22/16 07:04	02/27/16 19:20	1

TestAmerica Chicago

Client Sample Results

Client: Ecology and Environment, Inc.
Project/Site: IDOT - IL 38 - WO 008

TestAmerica Job ID: 500-107642-10

Client Sample ID: 3011-35-B01 (0-1)

Lab Sample ID: 500-107642-20

Date Collected: 02/16/16 14:55

Matrix: Solid

Date Received: 02/17/16 07:45

Percent Solids: 89.3

Method: 8270D - Semivolatile Organic Compounds (GC/MS) (Continued)

Analyte	Result	Qualifier	RL	MDL	Unit	D	Prepared	Analyzed	Dil Fac
1,2-Dichlorobenzene	<0.19		0.19	0.044	mg/Kg	☼	02/22/16 07:04	02/27/16 19:20	1
2-Methylphenol	<0.19		0.19	0.060	mg/Kg	☼	02/22/16 07:04	02/27/16 19:20	1
2,2'-oxybis[1-chloropropane]	<0.19		0.19	0.043	mg/Kg	☼	02/22/16 07:04	02/27/16 19:20	1
N-Nitrosodi-n-propylamine	<0.075		0.075	0.045	mg/Kg	☼	02/22/16 07:04	02/27/16 19:20	1
Hexachloroethane	<0.19		0.19	0.056	mg/Kg	☼	02/22/16 07:04	02/27/16 19:20	1
2-Chlorophenol	<0.19		0.19	0.063	mg/Kg	☼	02/22/16 07:04	02/27/16 19:20	1
Nitrobenzene	<0.037		0.037	0.0093	mg/Kg	☼	02/22/16 07:04	02/27/16 19:20	1
Bis(2-chloroethoxy)methane	<0.19		0.19	0.038	mg/Kg	☼	02/22/16 07:04	02/27/16 19:20	1
1,2,4-Trichlorobenzene	<0.19		0.19	0.040	mg/Kg	☼	02/22/16 07:04	02/27/16 19:20	1
Isophorone	<0.19		0.19	0.042	mg/Kg	☼	02/22/16 07:04	02/27/16 19:20	1
2,4-Dimethylphenol	<0.37		0.37	0.14	mg/Kg	☼	02/22/16 07:04	02/27/16 19:20	1
Hexachlorobutadiene	<0.19		0.19	0.058	mg/Kg	☼	02/22/16 07:04	02/27/16 19:20	1
Naphthalene	<0.037		0.037	0.0057	mg/Kg	☼	02/22/16 07:04	02/27/16 19:20	1
2,4-Dichlorophenol	<0.37		0.37	0.088	mg/Kg	☼	02/22/16 07:04	02/27/16 19:20	1
4-Chloroaniline	<0.75		0.75	0.17	mg/Kg	☼	02/22/16 07:04	02/27/16 19:20	1
2,4,6-Trichlorophenol	<0.37		0.37	0.13	mg/Kg	☼	02/22/16 07:04	02/27/16 19:20	1
2,4,5-Trichlorophenol	<0.37		0.37	0.085	mg/Kg	☼	02/22/16 07:04	02/27/16 19:20	1
Hexachlorocyclopentadiene	<0.75		0.75	0.21	mg/Kg	☼	02/22/16 07:04	02/27/16 19:20	1
2-Methylnaphthalene	<0.037		0.037	0.0068	mg/Kg	☼	02/22/16 07:04	02/27/16 19:20	1
2-Nitroaniline	<0.19		0.19	0.050	mg/Kg	☼	02/22/16 07:04	02/27/16 19:20	1
2-Chloronaphthalene	<0.19		0.19	0.041	mg/Kg	☼	02/22/16 07:04	02/27/16 19:20	1
4-Chloro-3-methylphenol	<0.37		0.37	0.13	mg/Kg	☼	02/22/16 07:04	02/27/16 19:20	1
2,6-Dinitrotoluene	<0.19		0.19	0.073	mg/Kg	☼	02/22/16 07:04	02/27/16 19:20	1
2-Nitrophenol	<0.37		0.37	0.088	mg/Kg	☼	02/22/16 07:04	02/27/16 19:20	1
3-Nitroaniline	<0.37		0.37	0.12	mg/Kg	☼	02/22/16 07:04	02/27/16 19:20	1
Dimethyl phthalate	<0.19		0.19	0.049	mg/Kg	☼	02/22/16 07:04	02/27/16 19:20	1
2,4-Dinitrophenol	<0.75		0.75	0.65	mg/Kg	☼	02/22/16 07:04	02/27/16 19:20	1
Acenaphthylene	<0.037		0.037	0.0049	mg/Kg	☼	02/22/16 07:04	02/27/16 19:20	1
2,4-Dinitrotoluene	<0.19		0.19	0.059	mg/Kg	☼	02/22/16 07:04	02/27/16 19:20	1
Acenaphthene	<0.037		0.037	0.0067	mg/Kg	☼	02/22/16 07:04	02/27/16 19:20	1
Dibenzofuran	<0.19		0.19	0.043	mg/Kg	☼	02/22/16 07:04	02/27/16 19:20	1
4-Nitrophenol	<0.75		0.75	0.35	mg/Kg	☼	02/22/16 07:04	02/27/16 19:20	1
Fluorene	<0.037		0.037	0.0052	mg/Kg	☼	02/22/16 07:04	02/27/16 19:20	1
4-Nitroaniline	<0.37		0.37	0.16	mg/Kg	☼	02/22/16 07:04	02/27/16 19:20	1
4-Bromophenyl phenyl ether	<0.19		0.19	0.049	mg/Kg	☼	02/22/16 07:04	02/27/16 19:20	1
Hexachlorobenzene	<0.075		0.075	0.0086	mg/Kg	☼	02/22/16 07:04	02/27/16 19:20	1
Diethyl phthalate	<0.19		0.19	0.063	mg/Kg	☼	02/22/16 07:04	02/27/16 19:20	1
4-Chlorophenyl phenyl ether	<0.19		0.19	0.043	mg/Kg	☼	02/22/16 07:04	02/27/16 19:20	1
Pentachlorophenol	<0.75		0.75	0.60	mg/Kg	☼	02/22/16 07:04	02/27/16 19:20	1
N-Nitrosodiphenylamine	<0.19		0.19	0.044	mg/Kg	☼	02/22/16 07:04	02/27/16 19:20	1
4,6-Dinitro-2-methylphenol	<0.75		0.75	0.30	mg/Kg	☼	02/22/16 07:04	02/27/16 19:20	1
Phenanthrene	0.014	J	0.037	0.0052	mg/Kg	☼	02/22/16 07:04	02/27/16 19:20	1
Anthracene	<0.037		0.037	0.0062	mg/Kg	☼	02/22/16 07:04	02/27/16 19:20	1
Carbazole	<0.19		0.19	0.093	mg/Kg	☼	02/22/16 07:04	02/27/16 19:20	1
Di-n-butyl phthalate	<0.19		0.19	0.057	mg/Kg	☼	02/22/16 07:04	02/27/16 19:20	1
Fluoranthene	0.026	J	0.037	0.0069	mg/Kg	☼	02/22/16 07:04	02/27/16 19:20	1
Pyrene	0.085		0.037	0.0074	mg/Kg	☼	02/22/16 07:04	02/27/16 19:20	1
Butyl benzyl phthalate	<0.19		0.19	0.071	mg/Kg	☼	02/22/16 07:04	02/27/16 19:20	1
Benzo[a]anthracene	0.026	J	0.037	0.0050	mg/Kg	☼	02/22/16 07:04	02/27/16 19:20	1

TestAmerica Chicago

Client Sample Results

Client: Ecology and Environment, Inc.
Project/Site: IDOT - IL 38 - WO 008

TestAmerica Job ID: 500-107642-10

Client Sample ID: 3011-35-B01 (0-1)

Lab Sample ID: 500-107642-20

Date Collected: 02/16/16 14:55

Matrix: Solid

Date Received: 02/17/16 07:45

Percent Solids: 89.3

Method: 8270D - Semivolatile Organic Compounds (GC/MS) (Continued)

Analyte	Result	Qualifier	RL	MDL	Unit	D	Prepared	Analyzed	Dil Fac
Chrysene	0.038		0.037	0.010	mg/Kg	☼	02/22/16 07:04	02/27/16 19:20	1
3,3'-Dichlorobenzidine	<0.19		0.19	0.052	mg/Kg	☼	02/22/16 07:04	02/27/16 19:20	1
Bis(2-ethylhexyl) phthalate	<0.19		0.19	0.068	mg/Kg	☼	02/22/16 07:04	02/27/16 19:20	1
Di-n-octyl phthalate	<0.19		0.19	0.061	mg/Kg	☼	02/22/16 07:04	02/27/16 19:20	1
Benzo[b]fluoranthene	0.060		0.037	0.0080	mg/Kg	☼	02/22/16 07:04	02/27/16 19:20	1
Benzo[k]fluoranthene	0.030	J	0.037	0.011	mg/Kg	☼	02/22/16 07:04	02/27/16 19:20	1
Benzo[a]pyrene	0.041		0.037	0.0072	mg/Kg	☼	02/22/16 07:04	02/27/16 19:20	1
Indeno[1,2,3-cd]pyrene	0.058		0.037	0.0096	mg/Kg	☼	02/22/16 07:04	02/27/16 19:20	1
Dibenz(a,h)anthracene	<0.037		0.037	0.0072	mg/Kg	☼	02/22/16 07:04	02/27/16 19:20	1
Benzo[g,h,i]perylene	0.037		0.037	0.012	mg/Kg	☼	02/22/16 07:04	02/27/16 19:20	1
3 & 4 Methylphenol	<0.19		0.19	0.062	mg/Kg	☼	02/22/16 07:04	02/27/16 19:20	1

Surrogate	%Recovery	Qualifier	Limits	Prepared	Analyzed	Dil Fac
2-Fluorophenol	74		25 - 110	02/22/16 07:04	02/27/16 19:20	1
Phenol-d5	76		31 - 110	02/22/16 07:04	02/27/16 19:20	1
Nitrobenzene-d5	83		25 - 115	02/22/16 07:04	02/27/16 19:20	1
2-Fluorobiphenyl	81		25 - 119	02/22/16 07:04	02/27/16 19:20	1
2,4,6-Tribromophenol	82		35 - 137	02/22/16 07:04	02/27/16 19:20	1
Terphenyl-d14	190	X	36 - 134	02/22/16 07:04	02/27/16 19:20	1

Method: 6010B - Metals (ICP)

Analyte	Result	Qualifier	RL	MDL	Unit	D	Prepared	Analyzed	Dil Fac
Antimony	0.23	J	1.0	0.21	mg/Kg	☼	02/24/16 08:46	02/26/16 03:27	1
Arsenic	4.1		0.51	0.23	mg/Kg	☼	02/24/16 08:46	02/26/16 03:27	1
Barium	49		0.51	0.093	mg/Kg	☼	02/24/16 08:46	02/26/16 03:27	1
Beryllium	0.35		0.20	0.044	mg/Kg	☼	02/24/16 08:46	02/26/16 03:27	1
Boron	6.8		2.5	0.36	mg/Kg	☼	02/24/16 08:46	02/26/16 03:27	1
Cadmium	0.15		0.10	0.029	mg/Kg	☼	02/24/16 08:46	02/26/16 03:27	1
Calcium	100000	B	100	33	mg/Kg	☼	02/24/16 08:46	02/26/16 05:27	10
Chromium	10	B	0.51	0.087	mg/Kg	☼	02/24/16 08:46	02/26/16 03:27	1
Cobalt	5.4		0.25	0.057	mg/Kg	☼	02/24/16 08:46	02/26/16 03:27	1
Copper	9.9		0.51	0.11	mg/Kg	☼	02/24/16 08:46	02/26/16 03:27	1
Iron	9600	B	10	3.9	mg/Kg	☼	02/24/16 08:46	02/26/16 03:27	1
Lead	23		0.25	0.13	mg/Kg	☼	02/24/16 08:46	02/26/16 03:27	1
Magnesium	49000	B	5.1	2.1	mg/Kg	☼	02/24/16 08:46	02/26/16 03:27	1
Manganese	320		0.51	0.10	mg/Kg	☼	02/24/16 08:46	02/26/16 03:27	1
Nickel	12	B	0.51	0.14	mg/Kg	☼	02/24/16 08:46	02/26/16 03:27	1
Potassium	610		25	4.1	mg/Kg	☼	02/24/16 08:46	02/26/16 03:27	1
Selenium	0.38	J	0.51	0.25	mg/Kg	☼	02/24/16 08:46	02/26/16 03:27	1
Silver	<0.25		0.25	0.059	mg/Kg	☼	02/24/16 08:46	02/26/16 03:27	1
Sodium	1300		51	6.7	mg/Kg	☼	02/24/16 08:46	02/26/16 03:27	1
Thallium	<0.51		0.51	0.25	mg/Kg	☼	02/24/16 08:46	02/26/16 03:27	1
Vanadium	17		0.25	0.074	mg/Kg	☼	02/24/16 08:46	02/26/16 03:27	1
Zinc	39	B	5.1	1.6	mg/Kg	☼	02/24/16 08:46	02/26/16 18:36	5

Method: 6010B - Metals (ICP) - TCLP

Analyte	Result	Qualifier	RL	MDL	Unit	D	Prepared	Analyzed	Dil Fac
Barium	0.56		0.50	0.050	mg/L		02/23/16 09:14	02/24/16 22:30	1
Beryllium	<0.0040		0.0040	0.0040	mg/L		02/23/16 09:14	02/24/16 22:30	1
Boron	0.80		0.50	0.050	mg/L		02/23/16 09:14	02/24/16 22:30	1

TestAmerica Chicago

Client Sample Results

Client: Ecology and Environment, Inc.
Project/Site: IDOT - IL 38 - WO 008

TestAmerica Job ID: 500-107642-10

Client Sample ID: 3011-35-B01 (0-1)

Lab Sample ID: 500-107642-20

Date Collected: 02/16/16 14:55

Matrix: Solid

Date Received: 02/17/16 07:45

Percent Solids: 89.3

Method: 6010B - Metals (ICP) - TCLP (Continued)

Analyte	Result	Qualifier	RL	MDL	Unit	D	Prepared	Analyzed	Dil Fac
Cadmium	<0.0050		0.0050	0.0020	mg/L		02/23/16 09:14	02/24/16 22:30	1
Chromium	<0.025		0.025	0.010	mg/L		02/23/16 09:14	02/24/16 22:30	1
Cobalt	0.014	J	0.025	0.010	mg/L		02/23/16 09:14	02/24/16 22:30	1
Iron	<0.40		0.40	0.20	mg/L		02/23/16 09:14	02/24/16 22:30	1
Lead	<0.0075		0.0075	0.0075	mg/L		02/23/16 09:14	02/24/16 22:30	1
Manganese	5.1		0.025	0.010	mg/L		02/23/16 09:14	02/24/16 22:30	1
Nickel	0.017	J	0.025	0.010	mg/L		02/23/16 09:14	02/24/16 22:30	1
Selenium	<0.050		0.050	0.020	mg/L		02/23/16 09:14	02/24/16 22:30	1
Silver	<0.025		0.025	0.010	mg/L		02/23/16 09:14	02/24/16 22:30	1
Zinc	0.38	J B	0.50	0.020	mg/L		02/23/16 09:14	02/24/16 22:30	1

Method: 6010B - Metals (ICP) - SPLP East

Analyte	Result	Qualifier	RL	MDL	Unit	D	Prepared	Analyzed	Dil Fac
Manganese	0.59	F1	0.025	0.010	mg/L		02/23/16 09:24	02/25/16 10:07	1

Method: 6020A - Metals (ICP/MS) - TCLP

Analyte	Result	Qualifier	RL	MDL	Unit	D	Prepared	Analyzed	Dil Fac
Antimony	<0.0060		0.0060	0.0060	mg/L		02/23/16 09:14	02/23/16 17:56	1
Thallium	<0.0020		0.0020	0.0020	mg/L		02/23/16 09:14	02/23/16 17:56	1

Method: 7470A - TCLP Mercury - TCLP

Analyte	Result	Qualifier	RL	MDL	Unit	D	Prepared	Analyzed	Dil Fac
Mercury	<0.00020		0.00020	0.00020	mg/L		02/22/16 15:15	02/23/16 12:36	1

Method: 7471B - Mercury (CVAA)

Analyte	Result	Qualifier	RL	MDL	Unit	D	Prepared	Analyzed	Dil Fac
Mercury	0.20		0.018	0.0096	mg/Kg	☼	02/23/16 15:15	02/24/16 14:04	1

General Chemistry

Analyte	Result	Qualifier	RL	MDL	Unit	D	Prepared	Analyzed	Dil Fac
pH	8.23		0.200	0.200	SU			02/20/16 13:21	1

Definitions/Glossary

Client: Ecology and Environment, Inc.
Project/Site: IDOT - IL 38 - WO 008

TestAmerica Job ID: 500-107642-10

Qualifiers

GC/MS VOA

Qualifier	Qualifier Description
*	LCS or LCSD is outside acceptance limits.

GC/MS Semi VOA

Qualifier	Qualifier Description
J	Result is less than the RL but greater than or equal to the MDL and the concentration is an approximate value.
X	Surrogate is outside control limits

Metals

Qualifier	Qualifier Description
J	Result is less than the RL but greater than or equal to the MDL and the concentration is an approximate value.
B	Compound was found in the blank and sample.
F1	MS and/or MSD Recovery is outside acceptance limits.

Glossary

Abbreviation	These commonly used abbreviations may or may not be present in this report.
α	Listed under the "D" column to designate that the result is reported on a dry weight basis
%R	Percent Recovery
CFL	Contains Free Liquid
CNF	Contains no Free Liquid
DER	Duplicate error ratio (normalized absolute difference)
Dil Fac	Dilution Factor
DL, RA, RE, IN	Indicates a Dilution, Re-analysis, Re-extraction, or additional Initial metals/anion analysis of the sample
DLC	Decision level concentration
MDA	Minimum detectable activity
EDL	Estimated Detection Limit
MDC	Minimum detectable concentration
MDL	Method Detection Limit
ML	Minimum Level (Dioxin)
NC	Not Calculated
ND	Not detected at the reporting limit (or MDL or EDL if shown)
PQL	Practical Quantitation Limit
QC	Quality Control
RER	Relative error ratio
RL	Reporting Limit or Requested Limit (Radiochemistry)
RPD	Relative Percent Difference, a measure of the relative difference between two points
TEF	Toxicity Equivalent Factor (Dioxin)
TEQ	Toxicity Equivalent Quotient (Dioxin)

Certification Summary

Client: Ecology and Environment, Inc.
Project/Site: IDOT - IL 38 - WO 008

TestAmerica Job ID: 500-107642-10

Laboratory: TestAmerica Chicago

Unless otherwise noted, all analytes for this laboratory were covered under each certification below.

Authority	Program	EPA Region	Certification ID	Expiration Date
Illinois	NELAP	5	100201	04-30-16

The following analytes are included in this report, but certification is not offered by the governing authority:

Analysis Method	Prep Method	Matrix	Analyte
6020A	3010A	Solid	Antimony
6020A	3010A	Solid	Thallium
8260B	5035	Solid	1,3-Dichloropropene, Total
Moisture		Solid	Percent Moisture
Moisture		Solid	Percent Solids

TestAmerica

THE LEADER IN ENVIRONMENTAL TESTING

2417 Bond Street, University Park, IL 60484
 Phone: 708.534.5200 Fax: 708.534.5211

Report To _____ (optional)	Bill To _____ (optional)
Contact: _____	Contact: _____
Company: _____	Company: _____
Address: _____	Address: _____
Address: _____	Address: _____
Phone: _____	Phone: _____
Fax: _____	Fax: _____
E-Mail: _____	PO#/Reference# _____

Chain of Custody Record

Lab Job #: 500-107642

Chain of Custody Number: _____

Page _____ of _____

Temperature °C of Cooler: _____

Client: <u>EE</u>		Client Project #: <u>009341.0008-01</u>		Preservative							Preservative Key 1. HCL, Cool to 4° 2. H2SO4, Cool to 4° 3. HNO3, Cool to 4° 4. NaOH, Cool to 4° 5. NaOH/Zn, Cool to 4° 6. NaHSO4 7. Cool to 4° 8. None 9. Other	
Project Name: <u>H38</u>		Lab Project #: <u>50011E64</u>		Parameter								
Project Location/State: <u>Kane County, IL</u>		Lab PM: <u>D. Wright</u>										
Sampler: <u>J. Cooper</u>												
Lab ID	MS/MSD	Sample ID	Sampling Date Time		# of Containers	Matrix	Voc	Svoc	Total TAC Metal	TCP/SPUP TAC Metal	PA/16 Subst	Comments
<u>20</u>		<u>3011-33-1301(01)</u>	<u>2/16/16</u>	<u>1455</u>	<u>2</u>		<u>X</u>	<u>X</u>	<u>X</u>	<u>X</u>	<u>X</u>	
2/16/16												

Turnaround Time Required (Business Days)

1 Day
 2 Days
 5 Days
 7 Days
 10 Days
 15 Days
 Other

Sample Disposal

Return to Client
 Disposal by Lab
 Archive for _____ Months
 (A fee may be assessed if samples are retained longer than 1 month)

Relinquished By: <u>[Signature]</u>	Company: <u>EE</u>	Date: <u>2/16/16</u>	Time: <u>1530</u>	Received By: <u>[Signature]</u>	Company: <u>TA</u>	Date: <u>2/16/16</u>	Time: <u>1530</u>
Relinquished By: <u>[Signature]</u>	Company: <u>TA</u>	Date: <u>2/16/16</u>	Time: <u>1715</u>	Received By: <u>[Signature]</u>	Company: <u>TA-GR</u>	Date: <u>2/17/16</u>	Time: <u>0705</u>
Relinquished By: _____	Company: _____	Date: _____	Time: _____	Received By: _____	Company: _____	Date: _____	Time: _____

Lab Courier: TA

Shipped: _____

Hand Delivered: _____

- Matrix Key**
- WW - Wastewater
 - W - Water
 - S - Soil
 - SL - Sludge
 - MS - Miscellaneous
 - OL - Oil
 - A - Air
 - SE - Sediment
 - SO - Soil
 - L - Leachate
 - WI - Wipe
 - DW - Drinking Water
 - O - Other

Client Comments: _____

Lab Comments: _____

Login Sample Receipt Checklist

Client: Ecology and Environment, Inc.

Job Number: 500-107642-10

Login Number: 107642

List Source: TestAmerica Chicago

List Number: 1

Creator: Scott, Sherri L

Question	Answer	Comment
Radioactivity wasn't checked or is \leq background as measured by a survey meter.	True	
The cooler's custody seal, if present, is intact.	True	
Sample custody seals, if present, are intact.	True	
The cooler or samples do not appear to have been compromised or tampered with.	True	
Samples were received on ice.	True	
Cooler Temperature is acceptable.	True	
Cooler Temperature is recorded.	True	2.8,2.5,3.2,3.5
COC is present.	True	
COC is filled out in ink and legible.	True	
COC is filled out with all pertinent information.	True	
Is the Field Sampler's name present on COC?	True	
There are no discrepancies between the containers received and the COC.	True	
Samples are received within Holding Time (excluding tests with immediate HTs)	True	
Sample containers have legible labels.	True	
Containers are not broken or leaking.	True	
Sample collection date/times are provided.	True	
Appropriate sample containers are used.	True	
Sample bottles are completely filled.	True	
Sample Preservation Verified.	True	
There is sufficient vol. for all requested analyses, incl. any requested MS/MSDs	True	
Containers requiring zero headspace have no headspace or bubble is <math><6\text{mm}</math> (1/4").	N/A	
Multiphasic samples are not present.	True	
Samples do not require splitting or compositing.	True	
Residual Chlorine Checked.	N/A	



TestAmerica

THE LEADER IN ENVIRONMENTAL TESTING

ANALYTICAL REPORT

TestAmerica Laboratories, Inc.
TestAmerica Chicago
2417 Bond Street
University Park, IL 60484
Tel: (708)534-5200

TestAmerica Job ID: 500-107642-12
Client Project/Site: IDOT - IL 38 - WO 008

For:
Ecology and Environment, Inc.
33 West Monroe St.
Suite 1410
Chicago, Illinois 60603

Attn: Mr. Dean Tiebout

Jodie Bracken

Authorized for release by:
2/29/2016 5:12:37 PM
Jodie Bracken, Project Management Assistant II
jodie.bracken@testamericainc.com

Designee for
Richard Wright, Senior Project Manager
(708)534-5200
richard.wright@testamericainc.com

LINKS

Review your project
results through
TotalAccess

Have a Question?



Visit us at:
www.testamericainc.com

The test results in this report meet all 2003 NELAC and 2009 TNI requirements for accredited parameters, exceptions are noted in this report. This report may not be reproduced except in full, and with written approval from the laboratory. For questions please contact the Project Manager at the e-mail address or telephone number listed on this page.

This report has been electronically signed and authorized by the signatory. Electronic signature is intended to be the legally binding equivalent of a traditionally handwritten signature.

Results relate only to the items tested and the sample(s) as received by the laboratory.

1

2

3

4

5

6

7

8

9

10



Table of Contents

Cover Page	1
Table of Contents	2
Case Narrative	3
Detection Summary	4
Sample Summary	6
Client Sample Results	7
Definitions	15
Certification Summary	16
Chain of Custody	17
Receipt Checklists	18

Case Narrative

Client: Ecology and Environment, Inc.
Project/Site: IDOT - IL 38 - WO 008

TestAmerica Job ID: 500-107642-12

Job ID: 500-107642-12

Laboratory: TestAmerica Chicago

Narrative

Job Narrative 500-107642-12

Comments

No additional comments.

Receipt

The samples were received on 2/17/2016 7:45 AM; the samples arrived in good condition, properly preserved and, where required, on ice. The temperatures of the 4 coolers at receipt time were 2.5° C, 2.8° C, 3.2° C and 3.5° C.

GC/MS VOA

Method(s) 8260B: The following analyte recovered outside control limits for the LCS/LCSD associated with 500-324046: Bromomethane. This is not indicative of a systematic control problem because this was a random marginal exceedance. Qualified results have been reported.

Method(s) 8260B: The laboratory control sample (LCS) and / or laboratory control sample duplicate (LCSD) for 500-324046 recovered outside control limits for the following analyte: 1,2-Dichloropropane. This analyte was biased high in the LCS/LCSD and was not detected in the associated samples; therefore, the data have been reported.

Method(s) 8260B: The following analyte recovered outside control limits for the LCS/LCSD associated with 500-324219: Bromomethane. This is not indicative of a systematic control problem because this was a random marginal exceedance. Qualified results have been reported.

No additional analytical or quality issues were noted, other than those described above or in the Definitions/Glossary page.

GC/MS Semi VOA

Method(s) 8270D: The following sample contained one acid surrogate and/or one base/neutral surrogate outside acceptance limits: 3011-37-B02 (0-1) (500-107642-22). The laboratory's SOP allows one acid and one base/neutral surrogate to be outside acceptance limits; therefore, re-extraction was not performed. These results have been reported and qualified.

No additional analytical or quality issues were noted, other than those described above or in the Definitions/Glossary page.

Metals

Method(s) 6010B: The method blank for preparation batch 500-324241 and analytical batch 500-324529 contained Calcium above the reporting limit (RL). Associated samples 3011-37-B02 (0-1) (500-107642-22) and 3011-37-B01 (0-1) (500-107642-23) were not re-extracted and/or re-analyzed because results were greater than 10X the value found in the method blank.

Method(s) 7470A: The continuing calibration verification (CCV) associated with batch 500-324121 recovered above the upper control limit for Hg. The samples associated with this CCV were non-detects for the affected analytes; therefore, the data have been reported. The following samples are impacted: 3011-37-B02 (0-1) (500-107642-22) and 3011-37-B01 (0-1) (500-107642-23).

No additional analytical or quality issues were noted, other than those described above or in the Definitions/Glossary page.

General Chemistry

No analytical or quality issues were noted, other than those described in the Definitions/Glossary page.

Organic Prep

No analytical or quality issues were noted, other than those described in the Definitions/Glossary page.

Detection Summary

Client: Ecology and Environment, Inc.
Project/Site: IDOT - IL 38 - WO 008

TestAmerica Job ID: 500-107642-12

Client Sample ID: 3011-37-B02 (0-1)

Lab Sample ID: 500-107642-22

Analyte	Result	Qualifier	RL	MDL	Unit	Dil Fac	D	Method	Prep Type
Acenaphthylene	0.0077	J	0.037	0.0049	mg/Kg	1	☼	8270D	Total/NA
Phenanthrene	0.057		0.037	0.0052	mg/Kg	1	☼	8270D	Total/NA
Anthracene	0.013	J	0.037	0.0063	mg/Kg	1	☼	8270D	Total/NA
Fluoranthene	0.12		0.037	0.0069	mg/Kg	1	☼	8270D	Total/NA
Pyrene	0.20		0.037	0.0074	mg/Kg	1	☼	8270D	Total/NA
Benzo[a]anthracene	0.070		0.037	0.0050	mg/Kg	1	☼	8270D	Total/NA
Chrysene	0.092		0.037	0.010	mg/Kg	1	☼	8270D	Total/NA
Benzo[b]fluoranthene	0.16		0.037	0.0081	mg/Kg	1	☼	8270D	Total/NA
Benzo[k]fluoranthene	0.059		0.037	0.011	mg/Kg	1	☼	8270D	Total/NA
Benzo[a]pyrene	0.091		0.037	0.0073	mg/Kg	1	☼	8270D	Total/NA
Indeno[1,2,3-cd]pyrene	0.052		0.037	0.0097	mg/Kg	1	☼	8270D	Total/NA
Antimony	0.29	J	0.90	0.19	mg/Kg	1	☼	6010B	Total/NA
Arsenic	3.7		0.45	0.21	mg/Kg	1	☼	6010B	Total/NA
Barium	72		0.45	0.082	mg/Kg	1	☼	6010B	Total/NA
Beryllium	0.27		0.18	0.039	mg/Kg	1	☼	6010B	Total/NA
Boron	8.1		2.2	0.31	mg/Kg	1	☼	6010B	Total/NA
Cadmium	0.22		0.090	0.026	mg/Kg	1	☼	6010B	Total/NA
Calcium	150000		90	29	mg/Kg	10	☼	6010B	Total/NA
Chromium	9.0	B	0.45	0.077	mg/Kg	1	☼	6010B	Total/NA
Cobalt	5.2		0.22	0.051	mg/Kg	1	☼	6010B	Total/NA
Copper	11		0.45	0.098	mg/Kg	1	☼	6010B	Total/NA
Iron	8600	B	9.0	3.5	mg/Kg	1	☼	6010B	Total/NA
Lead	66		0.22	0.11	mg/Kg	1	☼	6010B	Total/NA
Magnesium	87000		45	18	mg/Kg	10	☼	6010B	Total/NA
Manganese	440	B	0.45	0.089	mg/Kg	1	☼	6010B	Total/NA
Nickel	9.8	B	0.45	0.12	mg/Kg	1	☼	6010B	Total/NA
Potassium	640		22	3.7	mg/Kg	1	☼	6010B	Total/NA
Selenium	0.53		0.45	0.22	mg/Kg	1	☼	6010B	Total/NA
Sodium	1400		45	5.9	mg/Kg	1	☼	6010B	Total/NA
Vanadium	13		0.22	0.066	mg/Kg	1	☼	6010B	Total/NA
Zinc	390		9.0	2.8	mg/Kg	10	☼	6010B	Total/NA
Barium	0.83		0.50	0.050	mg/L	1		6010B	TCLP
Boron	0.50		0.50	0.050	mg/L	1		6010B	TCLP
Cobalt	0.016	J	0.025	0.010	mg/L	1		6010B	TCLP
Lead	0.0084		0.0075	0.0075	mg/L	1		6010B	TCLP
Manganese	6.6		0.025	0.010	mg/L	1		6010B	TCLP
Nickel	0.039		0.025	0.010	mg/L	1		6010B	TCLP
Zinc	3.1		0.50	0.020	mg/L	1		6010B	TCLP
Lead	0.22		0.0075	0.0075	mg/L	1		6010B	SPLP East
Manganese	1.3		0.025	0.010	mg/L	1		6010B	SPLP East
Mercury	0.19		0.017	0.0089	mg/Kg	1	☼	7471B	Total/NA
pH	8.52		0.200	0.200	SU	1		9045D	Total/NA

This Detection Summary does not include radiochemical test results.

TestAmerica Chicago

Sample Summary

Client: Ecology and Environment, Inc.
Project/Site: IDOT - IL 38 - WO 008

TestAmerica Job ID: 500-107642-12

Lab Sample ID	Client Sample ID	Matrix	Collected	Received
500-107642-22	3011-37-B02 (0-1)	Solid	02/16/16 15:00	02/17/16 07:45

1

2

3

4

5

6

7

8

9

10

Client Sample Results

Client: Ecology and Environment, Inc.
Project/Site: IDOT - IL 38 - WO 008

TestAmerica Job ID: 500-107642-12

Client Sample ID: 3011-37-B02 (0-1)

Lab Sample ID: 500-107642-22

Date Collected: 02/16/16 15:00

Matrix: Solid

Date Received: 02/17/16 07:45

Percent Solids: 85.9

Method: 8260B - Volatile Organic Compounds (GC/MS)

Analyte	Result	Qualifier	RL	MDL	Unit	D	Prepared	Analyzed	Dil Fac
Acetone	<0.019		0.019	0.0036	mg/Kg	☼	02/17/16 08:40	02/23/16 19:37	1
Benzene	<0.0047		0.0047	0.0010	mg/Kg	☼	02/17/16 08:40	02/23/16 19:37	1
Bromodichloromethane	<0.0047		0.0047	0.00080	mg/Kg	☼	02/17/16 08:40	02/23/16 19:37	1
Bromoform	<0.0047		0.0047	0.00096	mg/Kg	☼	02/17/16 08:40	02/23/16 19:37	1
Bromomethane	<0.0047	*	0.0047	0.0017	mg/Kg	☼	02/17/16 08:40	02/23/16 19:37	1
2-Butanone (MEK)	<0.0047		0.0047	0.0017	mg/Kg	☼	02/17/16 08:40	02/23/16 19:37	1
Carbon disulfide	<0.0047		0.0047	0.0017	mg/Kg	☼	02/17/16 08:40	02/23/16 19:37	1
Carbon tetrachloride	<0.0047		0.0047	0.0010	mg/Kg	☼	02/17/16 08:40	02/23/16 19:37	1
Chlorobenzene	<0.0047		0.0047	0.0011	mg/Kg	☼	02/17/16 08:40	02/23/16 19:37	1
Chloroethane	<0.0047		0.0047	0.0020	mg/Kg	☼	02/17/16 08:40	02/23/16 19:37	1
Chloroform	<0.0047		0.0047	0.00092	mg/Kg	☼	02/17/16 08:40	02/23/16 19:37	1
Chloromethane	<0.0047		0.0047	0.0011	mg/Kg	☼	02/17/16 08:40	02/23/16 19:37	1
cis-1,2-Dichloroethene	<0.0047		0.0047	0.00096	mg/Kg	☼	02/17/16 08:40	02/23/16 19:37	1
cis-1,3-Dichloropropene	<0.0047		0.0047	0.0011	mg/Kg	☼	02/17/16 08:40	02/23/16 19:37	1
Dibromochloromethane	<0.0047		0.0047	0.00054	mg/Kg	☼	02/17/16 08:40	02/23/16 19:37	1
1,1-Dichloroethane	<0.0047		0.0047	0.00097	mg/Kg	☼	02/17/16 08:40	02/23/16 19:37	1
1,2-Dichloroethane	<0.0047		0.0047	0.00070	mg/Kg	☼	02/17/16 08:40	02/23/16 19:37	1
1,1-Dichloroethene	<0.0047		0.0047	0.0017	mg/Kg	☼	02/17/16 08:40	02/23/16 19:37	1
1,2-Dichloropropane	<0.0047	*	0.0047	0.0012	mg/Kg	☼	02/17/16 08:40	02/23/16 19:37	1
1,3-Dichloropropane, Total	<0.0047		0.0047	0.0013	mg/Kg	☼	02/17/16 08:40	02/23/16 19:37	1
Ethylbenzene	<0.0047		0.0047	0.0012	mg/Kg	☼	02/17/16 08:40	02/23/16 19:37	1
2-Hexanone	<0.0047		0.0047	0.0015	mg/Kg	☼	02/17/16 08:40	02/23/16 19:37	1
Methylene Chloride	<0.0047		0.0047	0.0036	mg/Kg	☼	02/17/16 08:40	02/23/16 19:37	1
4-Methyl-2-pentanone (MIBK)	<0.0047		0.0047	0.00097	mg/Kg	☼	02/17/16 08:40	02/23/16 19:37	1
Methyl tert-butyl ether	<0.0047		0.0047	0.0011	mg/Kg	☼	02/17/16 08:40	02/23/16 19:37	1
Styrene	<0.0047		0.0047	0.0011	mg/Kg	☼	02/17/16 08:40	02/23/16 19:37	1
1,1,2,2-Tetrachloroethane	<0.0047		0.0047	0.00075	mg/Kg	☼	02/17/16 08:40	02/23/16 19:37	1
Tetrachloroethene	<0.0047		0.0047	0.00098	mg/Kg	☼	02/17/16 08:40	02/23/16 19:37	1
Toluene	<0.0047		0.0047	0.0016	mg/Kg	☼	02/17/16 08:40	02/23/16 19:37	1
trans-1,2-Dichloroethene	<0.0047		0.0047	0.0012	mg/Kg	☼	02/17/16 08:40	02/23/16 19:37	1
trans-1,3-Dichloropropene	<0.0047		0.0047	0.0013	mg/Kg	☼	02/17/16 08:40	02/23/16 19:37	1
1,1,1-Trichloroethane	<0.0047		0.0047	0.0011	mg/Kg	☼	02/17/16 08:40	02/23/16 19:37	1
1,1,2-Trichloroethane	<0.0047		0.0047	0.00091	mg/Kg	☼	02/17/16 08:40	02/23/16 19:37	1
Trichloroethene	<0.0047		0.0047	0.0013	mg/Kg	☼	02/17/16 08:40	02/23/16 19:37	1
Vinyl acetate	<0.0047		0.0047	0.0013	mg/Kg	☼	02/17/16 08:40	02/23/16 19:37	1
Vinyl chloride	<0.0047		0.0047	0.0011	mg/Kg	☼	02/17/16 08:40	02/23/16 19:37	1
Xylenes, Total	<0.0094		0.0094	0.0017	mg/Kg	☼	02/17/16 08:40	02/23/16 19:37	1

Surrogate	%Recovery	Qualifier	Limits	Prepared	Analyzed	Dil Fac
4-Bromofluorobenzene (Surr)	92		70 - 122	02/17/16 08:40	02/23/16 19:37	1
Dibromofluoromethane	94		75 - 120	02/17/16 08:40	02/23/16 19:37	1
1,2-Dichloroethane-d4 (Surr)	84		70 - 134	02/17/16 08:40	02/23/16 19:37	1
Toluene-d8 (Surr)	104		75 - 122	02/17/16 08:40	02/23/16 19:37	1

Method: 8270D - Semivolatile Organic Compounds (GC/MS)

Analyte	Result	Qualifier	RL	MDL	Unit	D	Prepared	Analyzed	Dil Fac
Phenol	<0.19		0.19	0.083	mg/Kg	☼	02/18/16 18:29	02/29/16 00:18	1
Bis(2-chloroethyl)ether	<0.19		0.19	0.056	mg/Kg	☼	02/18/16 18:29	02/29/16 00:18	1
1,3-Dichlorobenzene	<0.19		0.19	0.042	mg/Kg	☼	02/18/16 18:29	02/29/16 00:18	1
1,4-Dichlorobenzene	<0.19		0.19	0.048	mg/Kg	☼	02/18/16 18:29	02/29/16 00:18	1

TestAmerica Chicago

Client Sample Results

Client: Ecology and Environment, Inc.
Project/Site: IDOT - IL 38 - WO 008

TestAmerica Job ID: 500-107642-12

Client Sample ID: 3011-37-B02 (0-1)

Lab Sample ID: 500-107642-22

Date Collected: 02/16/16 15:00

Matrix: Solid

Date Received: 02/17/16 07:45

Percent Solids: 85.9

Method: 8270D - Semivolatile Organic Compounds (GC/MS) (Continued)

Analyte	Result	Qualifier	RL	MDL	Unit	D	Prepared	Analyzed	Dil Fac
1,2-Dichlorobenzene	<0.19		0.19	0.045	mg/Kg	☼	02/18/16 18:29	02/29/16 00:18	1
2-Methylphenol	<0.19		0.19	0.060	mg/Kg	☼	02/18/16 18:29	02/29/16 00:18	1
2,2'-oxybis[1-chloropropane]	<0.19		0.19	0.043	mg/Kg	☼	02/18/16 18:29	02/29/16 00:18	1
N-Nitrosodi-n-propylamine	<0.076		0.076	0.046	mg/Kg	☼	02/18/16 18:29	02/29/16 00:18	1
Hexachloroethane	<0.19		0.19	0.057	mg/Kg	☼	02/18/16 18:29	02/29/16 00:18	1
2-Chlorophenol	<0.19		0.19	0.064	mg/Kg	☼	02/18/16 18:29	02/29/16 00:18	1
Nitrobenzene	<0.037		0.037	0.0093	mg/Kg	☼	02/18/16 18:29	02/29/16 00:18	1
Bis(2-chloroethoxy)methane	<0.19		0.19	0.038	mg/Kg	☼	02/18/16 18:29	02/29/16 00:18	1
1,2,4-Trichlorobenzene	<0.19		0.19	0.040	mg/Kg	☼	02/18/16 18:29	02/29/16 00:18	1
Isophorone	<0.19		0.19	0.042	mg/Kg	☼	02/18/16 18:29	02/29/16 00:18	1
2,4-Dimethylphenol	<0.37		0.37	0.14	mg/Kg	☼	02/18/16 18:29	02/29/16 00:18	1
Hexachlorobutadiene	<0.19		0.19	0.059	mg/Kg	☼	02/18/16 18:29	02/29/16 00:18	1
Naphthalene	<0.037		0.037	0.0058	mg/Kg	☼	02/18/16 18:29	02/29/16 00:18	1
2,4-Dichlorophenol	<0.37		0.37	0.089	mg/Kg	☼	02/18/16 18:29	02/29/16 00:18	1
4-Chloroaniline	<0.76		0.76	0.18	mg/Kg	☼	02/18/16 18:29	02/29/16 00:18	1
2,4,6-Trichlorophenol	<0.37		0.37	0.13	mg/Kg	☼	02/18/16 18:29	02/29/16 00:18	1
2,4,5-Trichlorophenol	<0.37		0.37	0.085	mg/Kg	☼	02/18/16 18:29	02/29/16 00:18	1
Hexachlorocyclopentadiene	<0.76		0.76	0.22	mg/Kg	☼	02/18/16 18:29	02/29/16 00:18	1
2-Methylnaphthalene	<0.037		0.037	0.0069	mg/Kg	☼	02/18/16 18:29	02/29/16 00:18	1
2-Nitroaniline	<0.19		0.19	0.050	mg/Kg	☼	02/18/16 18:29	02/29/16 00:18	1
2-Chloronaphthalene	<0.19		0.19	0.041	mg/Kg	☼	02/18/16 18:29	02/29/16 00:18	1
4-Chloro-3-methylphenol	<0.37		0.37	0.13	mg/Kg	☼	02/18/16 18:29	02/29/16 00:18	1
2,6-Dinitrotoluene	<0.19		0.19	0.074	mg/Kg	☼	02/18/16 18:29	02/29/16 00:18	1
2-Nitrophenol	<0.37		0.37	0.089	mg/Kg	☼	02/18/16 18:29	02/29/16 00:18	1
3-Nitroaniline	<0.37		0.37	0.12	mg/Kg	☼	02/18/16 18:29	02/29/16 00:18	1
Dimethyl phthalate	<0.19		0.19	0.049	mg/Kg	☼	02/18/16 18:29	02/29/16 00:18	1
2,4-Dinitrophenol	<0.76		0.76	0.66	mg/Kg	☼	02/18/16 18:29	02/29/16 00:18	1
Acenaphthylene	0.0077	J	0.037	0.0049	mg/Kg	☼	02/18/16 18:29	02/29/16 00:18	1
2,4-Dinitrotoluene	<0.19		0.19	0.060	mg/Kg	☼	02/18/16 18:29	02/29/16 00:18	1
Acenaphthene	<0.037		0.037	0.0067	mg/Kg	☼	02/18/16 18:29	02/29/16 00:18	1
Dibenzofuran	<0.19		0.19	0.044	mg/Kg	☼	02/18/16 18:29	02/29/16 00:18	1
4-Nitrophenol	<0.76		0.76	0.36	mg/Kg	☼	02/18/16 18:29	02/29/16 00:18	1
Fluorene	<0.037		0.037	0.0053	mg/Kg	☼	02/18/16 18:29	02/29/16 00:18	1
4-Nitroaniline	<0.37		0.37	0.16	mg/Kg	☼	02/18/16 18:29	02/29/16 00:18	1
4-Bromophenyl phenyl ether	<0.19		0.19	0.049	mg/Kg	☼	02/18/16 18:29	02/29/16 00:18	1
Hexachlorobenzene	<0.076		0.076	0.0087	mg/Kg	☼	02/18/16 18:29	02/29/16 00:18	1
Diethyl phthalate	<0.19		0.19	0.063	mg/Kg	☼	02/18/16 18:29	02/29/16 00:18	1
4-Chlorophenyl phenyl ether	<0.19		0.19	0.044	mg/Kg	☼	02/18/16 18:29	02/29/16 00:18	1
Pentachlorophenol	<0.76		0.76	0.60	mg/Kg	☼	02/18/16 18:29	02/29/16 00:18	1
N-Nitrosodiphenylamine	<0.19		0.19	0.044	mg/Kg	☼	02/18/16 18:29	02/29/16 00:18	1
4,6-Dinitro-2-methylphenol	<0.76		0.76	0.30	mg/Kg	☼	02/18/16 18:29	02/29/16 00:18	1
Phenanthrene	0.057		0.037	0.0052	mg/Kg	☼	02/18/16 18:29	02/29/16 00:18	1
Anthracene	0.013	J	0.037	0.0063	mg/Kg	☼	02/18/16 18:29	02/29/16 00:18	1
Carbazole	<0.19		0.19	0.094	mg/Kg	☼	02/18/16 18:29	02/29/16 00:18	1
Di-n-butyl phthalate	<0.19		0.19	0.057	mg/Kg	☼	02/18/16 18:29	02/29/16 00:18	1
Fluoranthene	0.12		0.037	0.0069	mg/Kg	☼	02/18/16 18:29	02/29/16 00:18	1
Pyrene	0.20		0.037	0.0074	mg/Kg	☼	02/18/16 18:29	02/29/16 00:18	1
Butyl benzyl phthalate	<0.19		0.19	0.071	mg/Kg	☼	02/18/16 18:29	02/29/16 00:18	1
Benzo[a]anthracene	0.070		0.037	0.0050	mg/Kg	☼	02/18/16 18:29	02/29/16 00:18	1

TestAmerica Chicago

Client Sample Results

Client: Ecology and Environment, Inc.
Project/Site: IDOT - IL 38 - WO 008

TestAmerica Job ID: 500-107642-12

Client Sample ID: 3011-37-B02 (0-1)

Lab Sample ID: 500-107642-22

Date Collected: 02/16/16 15:00

Matrix: Solid

Date Received: 02/17/16 07:45

Percent Solids: 85.9

Method: 8270D - Semivolatile Organic Compounds (GC/MS) (Continued)

Analyte	Result	Qualifier	RL	MDL	Unit	D	Prepared	Analyzed	Dil Fac
Chrysene	0.092		0.037	0.010	mg/Kg	☼	02/18/16 18:29	02/29/16 00:18	1
3,3'-Dichlorobenzidine	<0.19		0.19	0.052	mg/Kg	☼	02/18/16 18:29	02/29/16 00:18	1
Bis(2-ethylhexyl) phthalate	<0.19		0.19	0.068	mg/Kg	☼	02/18/16 18:29	02/29/16 00:18	1
Di-n-octyl phthalate	<0.19		0.19	0.061	mg/Kg	☼	02/18/16 18:29	02/29/16 00:18	1
Benzo[b]fluoranthene	0.16		0.037	0.0081	mg/Kg	☼	02/18/16 18:29	02/29/16 00:18	1
Benzo[k]fluoranthene	0.059		0.037	0.011	mg/Kg	☼	02/18/16 18:29	02/29/16 00:18	1
Benzo[a]pyrene	0.091		0.037	0.0073	mg/Kg	☼	02/18/16 18:29	02/29/16 00:18	1
Indeno[1,2,3-cd]pyrene	0.052		0.037	0.0097	mg/Kg	☼	02/18/16 18:29	02/29/16 00:18	1
Dibenz(a,h)anthracene	<0.037		0.037	0.0072	mg/Kg	☼	02/18/16 18:29	02/29/16 00:18	1
Benzo[g,h,i]perylene	<0.037		0.037	0.012	mg/Kg	☼	02/18/16 18:29	02/29/16 00:18	1
3 & 4 Methylphenol	<0.19		0.19	0.062	mg/Kg	☼	02/18/16 18:29	02/29/16 00:18	1

Surrogate	%Recovery	Qualifier	Limits	Prepared	Analyzed	Dil Fac
2-Fluorophenol	81		25 - 110	02/18/16 18:29	02/29/16 00:18	1
Phenol-d5	82		31 - 110	02/18/16 18:29	02/29/16 00:18	1
Nitrobenzene-d5	61		25 - 115	02/18/16 18:29	02/29/16 00:18	1
2-Fluorobiphenyl	69		25 - 119	02/18/16 18:29	02/29/16 00:18	1
2,4,6-Tribromophenol	78		35 - 137	02/18/16 18:29	02/29/16 00:18	1
Terphenyl-d14	143	X	36 - 134	02/18/16 18:29	02/29/16 00:18	1

Method: 6010B - Metals (ICP)

Analyte	Result	Qualifier	RL	MDL	Unit	D	Prepared	Analyzed	Dil Fac
Antimony	0.29	J	0.90	0.19	mg/Kg	☼	02/24/16 09:03	02/26/16 13:48	1
Arsenic	3.7		0.45	0.21	mg/Kg	☼	02/24/16 09:03	02/26/16 13:48	1
Barium	72		0.45	0.082	mg/Kg	☼	02/24/16 09:03	02/26/16 13:48	1
Beryllium	0.27		0.18	0.039	mg/Kg	☼	02/24/16 09:03	02/26/16 13:48	1
Boron	8.1		2.2	0.31	mg/Kg	☼	02/24/16 09:03	02/26/16 13:48	1
Cadmium	0.22		0.090	0.026	mg/Kg	☼	02/24/16 09:03	02/26/16 13:48	1
Calcium	150000		90	29	mg/Kg	☼	02/24/16 09:03	02/26/16 00:28	10
Chromium	9.0	B	0.45	0.077	mg/Kg	☼	02/24/16 09:03	02/26/16 13:48	1
Cobalt	5.2		0.22	0.051	mg/Kg	☼	02/24/16 09:03	02/26/16 13:48	1
Copper	11		0.45	0.098	mg/Kg	☼	02/24/16 09:03	02/26/16 13:48	1
Iron	8600	B	9.0	3.5	mg/Kg	☼	02/24/16 09:03	02/26/16 13:48	1
Lead	66		0.22	0.11	mg/Kg	☼	02/24/16 09:03	02/26/16 13:48	1
Magnesium	87000		45	18	mg/Kg	☼	02/24/16 09:03	02/26/16 00:28	10
Manganese	440	B	0.45	0.089	mg/Kg	☼	02/24/16 09:03	02/26/16 13:48	1
Nickel	9.8	B	0.45	0.12	mg/Kg	☼	02/24/16 09:03	02/26/16 13:48	1
Potassium	640		22	3.7	mg/Kg	☼	02/24/16 09:03	02/26/16 13:48	1
Selenium	0.53		0.45	0.22	mg/Kg	☼	02/24/16 09:03	02/26/16 13:48	1
Silver	<0.22		0.22	0.053	mg/Kg	☼	02/24/16 09:03	02/26/16 13:48	1
Sodium	1400		45	5.9	mg/Kg	☼	02/24/16 09:03	02/26/16 13:48	1
Thallium	<0.45		0.45	0.22	mg/Kg	☼	02/24/16 09:03	02/26/16 13:48	1
Vanadium	13		0.22	0.066	mg/Kg	☼	02/24/16 09:03	02/26/16 13:48	1
Zinc	390		9.0	2.8	mg/Kg	☼	02/24/16 09:03	02/26/16 00:28	10

Method: 6010B - Metals (ICP) - TCLP

Analyte	Result	Qualifier	RL	MDL	Unit	D	Prepared	Analyzed	Dil Fac
Barium	0.83		0.50	0.050	mg/L		02/23/16 09:18	02/24/16 23:13	1
Beryllium	<0.0040		0.0040	0.0040	mg/L		02/23/16 09:18	02/24/16 23:13	1
Boron	0.50		0.50	0.050	mg/L		02/23/16 09:18	02/24/16 23:13	1

TestAmerica Chicago

Client Sample Results

Client: Ecology and Environment, Inc.
Project/Site: IDOT - IL 38 - WO 008

TestAmerica Job ID: 500-107642-12

Client Sample ID: 3011-37-B02 (0-1)

Lab Sample ID: 500-107642-22

Date Collected: 02/16/16 15:00

Matrix: Solid

Date Received: 02/17/16 07:45

Percent Solids: 85.9

Method: 6010B - Metals (ICP) - TCLP (Continued)

Analyte	Result	Qualifier	RL	MDL	Unit	D	Prepared	Analyzed	Dil Fac
Cadmium	<0.0050		0.0050	0.0020	mg/L		02/23/16 09:18	02/24/16 23:13	1
Chromium	<0.025		0.025	0.010	mg/L		02/23/16 09:18	02/24/16 23:13	1
Cobalt	0.016	J	0.025	0.010	mg/L		02/23/16 09:18	02/24/16 23:13	1
Iron	<0.40		0.40	0.20	mg/L		02/23/16 09:18	02/24/16 23:13	1
Lead	0.0084		0.0075	0.0075	mg/L		02/23/16 09:18	02/24/16 23:13	1
Manganese	6.6		0.025	0.010	mg/L		02/23/16 09:18	02/24/16 23:13	1
Nickel	0.039		0.025	0.010	mg/L		02/23/16 09:18	02/24/16 23:13	1
Selenium	<0.050		0.050	0.020	mg/L		02/23/16 09:18	02/24/16 23:13	1
Silver	<0.025		0.025	0.010	mg/L		02/23/16 09:18	02/24/16 23:13	1
Zinc	3.1		0.50	0.020	mg/L		02/23/16 09:18	02/24/16 23:13	1

Method: 6010B - SPLP Metals - SPLP East

Analyte	Result	Qualifier	RL	MDL	Unit	D	Prepared	Analyzed	Dil Fac
Lead	0.22		0.0075	0.0075	mg/L		02/23/16 09:23	02/25/16 06:33	1
Manganese	1.3		0.025	0.010	mg/L		02/23/16 09:23	02/25/16 06:33	1

Method: 6020A - Metals (ICP/MS) - TCLP

Analyte	Result	Qualifier	RL	MDL	Unit	D	Prepared	Analyzed	Dil Fac
Antimony	<0.0060		0.0060	0.0060	mg/L		02/23/16 09:18	02/23/16 18:13	1
Thallium	<0.0020		0.0020	0.0020	mg/L		02/23/16 09:18	02/23/16 18:13	1

Method: 7470A - TCLP Mercury - TCLP

Analyte	Result	Qualifier	RL	MDL	Unit	D	Prepared	Analyzed	Dil Fac
Mercury	<0.00020		0.00020	0.00020	mg/L		02/22/16 15:15	02/23/16 11:05	1

Method: 7471B - Mercury (CVAA)

Analyte	Result	Qualifier	RL	MDL	Unit	D	Prepared	Analyzed	Dil Fac
Mercury	0.19		0.017	0.0089	mg/Kg	☼	02/23/16 15:15	02/24/16 10:09	1

General Chemistry

Analyte	Result	Qualifier	RL	MDL	Unit	D	Prepared	Analyzed	Dil Fac
pH	8.52		0.200	0.200	SU			02/20/16 13:28	1

Definitions/Glossary

Client: Ecology and Environment, Inc.
Project/Site: IDOT - IL 38 - WO 008

TestAmerica Job ID: 500-107642-12

Qualifiers

GC/MS VOA

Qualifier	Qualifier Description
*	LCS or LCSD is outside acceptance limits.

GC/MS Semi VOA

Qualifier	Qualifier Description
J	Result is less than the RL but greater than or equal to the MDL and the concentration is an approximate value.
X	Surrogate is outside control limits

Metals

Qualifier	Qualifier Description
J	Result is less than the RL but greater than or equal to the MDL and the concentration is an approximate value.
B	Compound was found in the blank and sample.
^	ICV,CCV,ICB,CCB, ISA, ISB, CRI, CRA, DLCK or MRL standard: Instrument related QC is outside acceptance limits.
4	MS, MSD: The analyte present in the original sample is greater than 4 times the matrix spike concentration; therefore, control limits are not applicable.

Glossary

Abbreviation	These commonly used abbreviations may or may not be present in this report.
□	Listed under the "D" column to designate that the result is reported on a dry weight basis
%R	Percent Recovery
CFL	Contains Free Liquid
CNF	Contains no Free Liquid
DER	Duplicate error ratio (normalized absolute difference)
Dil Fac	Dilution Factor
DL, RA, RE, IN	Indicates a Dilution, Re-analysis, Re-extraction, or additional Initial metals/anion analysis of the sample
DLC	Decision level concentration
MDA	Minimum detectable activity
EDL	Estimated Detection Limit
MDC	Minimum detectable concentration
MDL	Method Detection Limit
ML	Minimum Level (Dioxin)
NC	Not Calculated
ND	Not detected at the reporting limit (or MDL or EDL if shown)
PQL	Practical Quantitation Limit
QC	Quality Control
RER	Relative error ratio
RL	Reporting Limit or Requested Limit (Radiochemistry)
RPD	Relative Percent Difference, a measure of the relative difference between two points
TEF	Toxicity Equivalent Factor (Dioxin)
TEQ	Toxicity Equivalent Quotient (Dioxin)

Certification Summary

Client: Ecology and Environment, Inc.
Project/Site: IDOT - IL 38 - WO 008

TestAmerica Job ID: 500-107642-12

Laboratory: TestAmerica Chicago

Unless otherwise noted, all analytes for this laboratory were covered under each certification below.

Authority	Program	EPA Region	Certification ID	Expiration Date
Illinois	NELAP	5	100201	04-30-16

The following analytes are included in this report, but certification is not offered by the governing authority:

Analysis Method	Prep Method	Matrix	Analyte
6020A	3010A	Solid	Antimony
6020A	3010A	Solid	Thallium
8260B	5035	Solid	1,3-Dichloropropene, Total
Moisture		Solid	Percent Moisture
Moisture		Solid	Percent Solids

TestAmerica

THE LEADER IN ENVIRONMENTAL TESTING

2417 Bond Street, University Park, IL 60484
 Phone: 708.534.5200 Fax: 708.534.5211

Report To (optional)
 Contact: _____
 Company: _____
 Address: _____
 Address: _____
 Phone: _____
 Fax: _____
 E-Mail: _____

Bill To (optional)
 Contact: _____
 Company: _____
 Address: _____
 Address: _____
 Phone: _____
 Fax: _____
 PO#/Reference# _____

Chain of Custody Record

Lab Job #: 500-107642

Chain of Custody Number: _____

Page _____ of _____

Temperature °C of Cooler: _____

Client		Client Project #		Preservative		Parameter		Sample Disposal		Comments	
EE		1009341.0009.01									
Project Name		Lab Project #		# of Containers		Matrix		Date		Time	
FL 38		50011864									
Project Location/State		Lab PM		Date		Time		Sample ID		Sampling	
Kane County, IL		D. Wright									
Sampler		Date		Time		Sample ID		Sampling		Comments	
J. Cooper											
Lab ID	MS/MSD	Sample ID	Date	Time	# of Containers	Matrix	Voc	Svoc	TOT TAC	TAC mult	pH/g S/col
22		3011-37-1301(0-1)	2/16/16	1500	2	S	X	X	X	X	X
23		3011-37-1301(0-1)	2/16/16	1510	2	S	X	X	X	X	X

- Preservative Key
1. HCL, Cool to 4°
 2. H2SO4, Cool to 4°
 3. HNO3, Cool to 4°
 4. NaOH, Cool to 4°
 5. NaOH/Zn, Cool to 4°
 6. NaHCO4
 7. Cool to 4°
 8. None
 9. Other

Turnaround Time Required (Business Days) 1 Day 2 Days 5 Days 7 Days 10 Days 15 Days Other

Requested Due Date _____

Sample Disposal: Return to Client Disposal by Lab Archive for _____ Months (A fee may be assessed if samples are retained longer than 1 month)

Relinquished By: <u>[Signature]</u> Company: <u>EE</u> Date: <u>2/16/16</u> Time: <u>1530</u>	Received By: <u>[Signature]</u> Company: <u>TA</u> Date: <u>2/16/16</u> Time: <u>1530</u>	Lab Courier: <u>TA</u>
Relinquished By: <u>[Signature]</u> Company: <u>TA</u> Date: <u>2/16/16</u> Time: <u>1715</u>	Received By: <u>[Signature]</u> Company: <u>TA-CPRE</u> Date: <u>2/17/16</u> Time: <u>0745</u>	Shipped: _____
Relinquished By: _____ Company: _____ Date: _____ Time: _____	Received By: _____ Company: _____ Date: _____ Time: _____	Hand Delivered: _____

- Matrix Key
- WW - Wastewater
 - W - Water
 - S - Soil
 - SL - Sludge
 - MS - Miscellaneous
 - OL - Oil
 - A - Air
 - SE - Sediment
 - SO - Soil
 - L - Leachate
 - WI - Wipe
 - DW - Drinking Water
 - O - Other

Client Comments: _____

Lab Comments: _____

Login Sample Receipt Checklist

Client: Ecology and Environment, Inc.

Job Number: 500-107642-12

Login Number: 107642

List Source: TestAmerica Chicago

List Number: 1

Creator: Scott, Sherri L

Question	Answer	Comment
Radioactivity wasn't checked or is \leq background as measured by a survey meter.	True	
The cooler's custody seal, if present, is intact.	True	
Sample custody seals, if present, are intact.	True	
The cooler or samples do not appear to have been compromised or tampered with.	True	
Samples were received on ice.	True	
Cooler Temperature is acceptable.	True	
Cooler Temperature is recorded.	True	2.8,2.5,3.2,3.5
COC is present.	True	
COC is filled out in ink and legible.	True	
COC is filled out with all pertinent information.	True	
Is the Field Sampler's name present on COC?	True	
There are no discrepancies between the containers received and the COC.	True	
Samples are received within Holding Time (excluding tests with immediate HTs)	True	
Sample containers have legible labels.	True	
Containers are not broken or leaking.	True	
Sample collection date/times are provided.	True	
Appropriate sample containers are used.	True	
Sample bottles are completely filled.	True	
Sample Preservation Verified.	True	
There is sufficient vol. for all requested analyses, incl. any requested MS/MSDs	True	
Containers requiring zero headspace have no headspace or bubble is <math><6\text{mm}</math> (1/4").	N/A	
Multiphasic samples are not present.	True	
Samples do not require splitting or compositing.	True	
Residual Chlorine Checked.	N/A	



TestAmerica

THE LEADER IN ENVIRONMENTAL TESTING

ANALYTICAL REPORT

TestAmerica Laboratories, Inc.
TestAmerica Chicago
2417 Bond Street
University Park, IL 60484
Tel: (708)534-5200

TestAmerica Job ID: 500-107642-9
Client Project/Site: IDOT - IL 38 - WO 008

For:
Ecology and Environment, Inc.
33 West Monroe St.
Suite 1410
Chicago, Illinois 60603

Attn: Mr. Dean Tiebout

Jodie Bracken

Authorized for release by:
2/29/2016 5:13:04 PM
Jodie Bracken, Project Management Assistant II
jodie.bracken@testamericainc.com

Designee for
Richard Wright, Senior Project Manager
(708)534-5200
richard.wright@testamericainc.com

LINKS

Review your project
results through
TotalAccess

Have a Question?



Visit us at:
www.testamericainc.com

The test results in this report meet all 2003 NELAC and 2009 TNI requirements for accredited parameters, exceptions are noted in this report. This report may not be reproduced except in full, and with written approval from the laboratory. For questions please contact the Project Manager at the e-mail address or telephone number listed on this page.

This report has been electronically signed and authorized by the signatory. Electronic signature is intended to be the legally binding equivalent of a traditionally handwritten signature.

Results relate only to the items tested and the sample(s) as received by the laboratory.

1

2

3

4

5

6

7

8

9

10



Table of Contents

Cover Page	1
Table of Contents	2
Case Narrative	3
Detection Summary	4
Sample Summary	5
Client Sample Results	6
Definitions	10
Certification Summary	11
Chain of Custody	12
Receipt Checklists	13

Case Narrative

Client: Ecology and Environment, Inc.
Project/Site: IDOT - IL 38 - WO 008

TestAmerica Job ID: 500-107642-9

Job ID: 500-107642-9

Laboratory: TestAmerica Chicago

Narrative

Job Narrative 500-107642-9

Comments

No additional comments.

Receipt

The samples were received on 2/17/2016 7:45 AM; the samples arrived in good condition, properly preserved and, where required, on ice. The temperatures of the 4 coolers at receipt time were 2.5° C, 2.8° C, 3.2° C and 3.5° C.

GC/MS VOA

Method(s) 8260B: The following analyte recovered outside control limits for the LCS/LCSD associated with 500-324219: Bromomethane. This is not indicative of a systematic control problem because this was a random marginal exceedance. Qualified results have been reported.

No additional analytical or quality issues were noted, other than those described above or in the Definitions/Glossary page.

GC/MS Semi VOA

Method(s) 8270D: The following sample contained one acid surrogate and/or one base/neutral surrogate outside acceptance limits: 3011-34-B01 (0-1) (500-107642-19), (500-107642-E-1-B MS) and (500-107642-E-1-C MSD). The laboratory's SOP allows one acid and one base/neutral surrogate to be outside acceptance limits; therefore, re-extraction was not performed. These results have been reported and qualified.

No additional analytical or quality issues were noted, other than those described above or in the Definitions/Glossary page.

Metals

Method(s) 6010B: The method blank for preparation batch 500-324239 and analytical batch 500-324569 contained Calcium, Chromium, and Magnesium above the reporting limit (RL). Associated samples 3011-34-B01 (0-1) (500-107642-19) and (500-107642-E-1-H) were not re-extracted and/or re-analyzed because results were greater than 10X the value found in the method blank.

No additional analytical or quality issues were noted, other than those described above or in the Definitions/Glossary page.

General Chemistry

No analytical or quality issues were noted, other than those described in the Definitions/Glossary page.

Organic Prep

No analytical or quality issues were noted, other than those described in the Definitions/Glossary page.

Detection Summary

Client: Ecology and Environment, Inc.
Project/Site: IDOT - IL 38 - WO 008

TestAmerica Job ID: 500-107642-9

Client Sample ID: 3011-34-B01 (0-1)

Lab Sample ID: 500-107642-19

Analyte	Result	Qualifier	RL	MDL	Unit	Dil Fac	D	Method	Prep Type
Phenanthrene	0.066		0.036	0.0050	mg/Kg	1	☼	8270D	Total/NA
Anthracene	0.014	J	0.036	0.0060	mg/Kg	1	☼	8270D	Total/NA
Fluoranthene	0.088		0.036	0.0066	mg/Kg	1	☼	8270D	Total/NA
Pyrene	0.22		0.036	0.0071	mg/Kg	1	☼	8270D	Total/NA
Benzo[a]anthracene	0.066		0.036	0.0048	mg/Kg	1	☼	8270D	Total/NA
Chrysene	0.093		0.036	0.0097	mg/Kg	1	☼	8270D	Total/NA
Benzo[b]fluoranthene	0.13		0.036	0.0077	mg/Kg	1	☼	8270D	Total/NA
Benzo[k]fluoranthene	0.033	J	0.036	0.011	mg/Kg	1	☼	8270D	Total/NA
Benzo[a]pyrene	0.094		0.036	0.0069	mg/Kg	1	☼	8270D	Total/NA
Indeno[1,2,3-cd]pyrene	0.099		0.036	0.0093	mg/Kg	1	☼	8270D	Total/NA
Benzo[g,h,i]perylene	0.11		0.036	0.012	mg/Kg	1	☼	8270D	Total/NA
Antimony	0.21	J	0.99	0.21	mg/Kg	1	☼	6010B	Total/NA
Arsenic	4.1		0.49	0.23	mg/Kg	1	☼	6010B	Total/NA
Barium	46		0.49	0.091	mg/Kg	1	☼	6010B	Total/NA
Beryllium	0.27		0.20	0.043	mg/Kg	1	☼	6010B	Total/NA
Boron	6.2		2.5	0.35	mg/Kg	1	☼	6010B	Total/NA
Cadmium	0.13		0.099	0.029	mg/Kg	1	☼	6010B	Total/NA
Calcium	12000	B	99	32	mg/Kg	10	☼	6010B	Total/NA
Chromium	9.5	B	0.49	0.085	mg/Kg	1	☼	6010B	Total/NA
Cobalt	5.2		0.25	0.056	mg/Kg	1	☼	6010B	Total/NA
Copper	9.0		0.49	0.11	mg/Kg	1	☼	6010B	Total/NA
Iron	8800	B	9.9	3.8	mg/Kg	1	☼	6010B	Total/NA
Lead	15		0.25	0.12	mg/Kg	1	☼	6010B	Total/NA
Magnesium	71000	B	49	20	mg/Kg	10	☼	6010B	Total/NA
Manganese	480		0.49	0.098	mg/Kg	1	☼	6010B	Total/NA
Nickel	11	B	0.49	0.13	mg/Kg	1	☼	6010B	Total/NA
Potassium	550		25	4.0	mg/Kg	1	☼	6010B	Total/NA
Selenium	0.35	J	0.49	0.24	mg/Kg	1	☼	6010B	Total/NA
Silver	0.090	J	0.25	0.058	mg/Kg	1	☼	6010B	Total/NA
Sodium	940		49	6.5	mg/Kg	1	☼	6010B	Total/NA
Vanadium	13		0.25	0.072	mg/Kg	1	☼	6010B	Total/NA
Zinc	33	B	4.9	1.6	mg/Kg	5	☼	6010B	Total/NA
Barium	0.55		0.50	0.050	mg/L	1		6010B	TCLP
Boron	0.74		0.50	0.050	mg/L	1		6010B	TCLP
Cobalt	0.013	J	0.025	0.010	mg/L	1		6010B	TCLP
Manganese	4.7		0.025	0.010	mg/L	1		6010B	TCLP
Nickel	0.017	J	0.025	0.010	mg/L	1		6010B	TCLP
Zinc	0.33	J B	0.50	0.020	mg/L	1		6010B	TCLP
Manganese	0.39		0.025	0.010	mg/L	1		6010B	SPLP East
Mercury	0.035		0.017	0.0088	mg/Kg	1	☼	7471B	Total/NA
pH	8.28		0.200	0.200	SU	1		9045D	Total/NA

This Detection Summary does not include radiochemical test results.

TestAmerica Chicago

Sample Summary

Client: Ecology and Environment, Inc.
Project/Site: IDOT - IL 38 - WO 008

TestAmerica Job ID: 500-107642-9

Lab Sample ID	Client Sample ID	Matrix	Collected	Received
500-107642-19	3011-34-B01 (0-1)	Solid	02/16/16 14:50	02/17/16 07:45

1

2

3

4

5

6

7

8

9

10

Client Sample Results

Client: Ecology and Environment, Inc.
Project/Site: IDOT - IL 38 - WO 008

TestAmerica Job ID: 500-107642-9

Client Sample ID: 3011-34-B01 (0-1)

Lab Sample ID: 500-107642-19

Date Collected: 02/16/16 14:50

Matrix: Solid

Date Received: 02/17/16 07:45

Percent Solids: 89.6

Method: 8260B - Volatile Organic Compounds (GC/MS)

Analyte	Result	Qualifier	RL	MDL	Unit	D	Prepared	Analyzed	Dil Fac
Acetone	<0.018		0.018	0.0035	mg/Kg	☼	02/17/16 08:40	02/24/16 12:54	1
Benzene	<0.0045		0.0045	0.00099	mg/Kg	☼	02/17/16 08:40	02/24/16 12:54	1
Bromodichloromethane	<0.0045		0.0045	0.00075	mg/Kg	☼	02/17/16 08:40	02/24/16 12:54	1
Bromoform	<0.0045		0.0045	0.00091	mg/Kg	☼	02/17/16 08:40	02/24/16 12:54	1
Bromomethane	<0.0045	*	0.0045	0.0016	mg/Kg	☼	02/17/16 08:40	02/24/16 12:54	1
2-Butanone (MEK)	<0.0045		0.0045	0.0016	mg/Kg	☼	02/17/16 08:40	02/24/16 12:54	1
Carbon disulfide	<0.0045		0.0045	0.0016	mg/Kg	☼	02/17/16 08:40	02/24/16 12:54	1
Carbon tetrachloride	<0.0045		0.0045	0.00096	mg/Kg	☼	02/17/16 08:40	02/24/16 12:54	1
Chlorobenzene	<0.0045		0.0045	0.0011	mg/Kg	☼	02/17/16 08:40	02/24/16 12:54	1
Chloroethane	<0.0045		0.0045	0.0019	mg/Kg	☼	02/17/16 08:40	02/24/16 12:54	1
Chloroform	<0.0045		0.0045	0.00087	mg/Kg	☼	02/17/16 08:40	02/24/16 12:54	1
Chloromethane	<0.0045		0.0045	0.0011	mg/Kg	☼	02/17/16 08:40	02/24/16 12:54	1
cis-1,2-Dichloroethene	<0.0045		0.0045	0.00091	mg/Kg	☼	02/17/16 08:40	02/24/16 12:54	1
cis-1,3-Dichloropropene	<0.0045		0.0045	0.0010	mg/Kg	☼	02/17/16 08:40	02/24/16 12:54	1
Dibromochloromethane	<0.0045		0.0045	0.00051	mg/Kg	☼	02/17/16 08:40	02/24/16 12:54	1
1,1-Dichloroethane	<0.0045		0.0045	0.00092	mg/Kg	☼	02/17/16 08:40	02/24/16 12:54	1
1,2-Dichloroethane	<0.0045		0.0045	0.00066	mg/Kg	☼	02/17/16 08:40	02/24/16 12:54	1
1,1-Dichloroethene	<0.0045		0.0045	0.0016	mg/Kg	☼	02/17/16 08:40	02/24/16 12:54	1
1,2-Dichloropropane	<0.0045		0.0045	0.0012	mg/Kg	☼	02/17/16 08:40	02/24/16 12:54	1
1,3-Dichloropropane, Total	<0.0045		0.0045	0.0013	mg/Kg	☼	02/17/16 08:40	02/24/16 12:54	1
Ethylbenzene	<0.0045		0.0045	0.0011	mg/Kg	☼	02/17/16 08:40	02/24/16 12:54	1
2-Hexanone	<0.0045		0.0045	0.0014	mg/Kg	☼	02/17/16 08:40	02/24/16 12:54	1
Methylene Chloride	<0.0045		0.0045	0.0034	mg/Kg	☼	02/17/16 08:40	02/24/16 12:54	1
4-Methyl-2-pentanone (MIBK)	<0.0045		0.0045	0.00092	mg/Kg	☼	02/17/16 08:40	02/24/16 12:54	1
Methyl tert-butyl ether	<0.0045		0.0045	0.0011	mg/Kg	☼	02/17/16 08:40	02/24/16 12:54	1
Styrene	<0.0045		0.0045	0.0010	mg/Kg	☼	02/17/16 08:40	02/24/16 12:54	1
1,1,1,2-Tetrachloroethane	<0.0045		0.0045	0.00071	mg/Kg	☼	02/17/16 08:40	02/24/16 12:54	1
Tetrachloroethene	<0.0045		0.0045	0.00093	mg/Kg	☼	02/17/16 08:40	02/24/16 12:54	1
Toluene	<0.0045		0.0045	0.0016	mg/Kg	☼	02/17/16 08:40	02/24/16 12:54	1
trans-1,2-Dichloroethene	<0.0045		0.0045	0.0011	mg/Kg	☼	02/17/16 08:40	02/24/16 12:54	1
trans-1,3-Dichloropropene	<0.0045		0.0045	0.0013	mg/Kg	☼	02/17/16 08:40	02/24/16 12:54	1
1,1,1-Trichloroethane	<0.0045		0.0045	0.0010	mg/Kg	☼	02/17/16 08:40	02/24/16 12:54	1
1,1,2-Trichloroethane	<0.0045		0.0045	0.00087	mg/Kg	☼	02/17/16 08:40	02/24/16 12:54	1
Trichloroethene	<0.0045		0.0045	0.0012	mg/Kg	☼	02/17/16 08:40	02/24/16 12:54	1
Vinyl acetate	<0.0045		0.0045	0.0012	mg/Kg	☼	02/17/16 08:40	02/24/16 12:54	1
Vinyl chloride	<0.0045		0.0045	0.0011	mg/Kg	☼	02/17/16 08:40	02/24/16 12:54	1
Xylenes, Total	<0.0089		0.0089	0.0017	mg/Kg	☼	02/17/16 08:40	02/24/16 12:54	1

Surrogate	%Recovery	Qualifier	Limits	Prepared	Analyzed	Dil Fac
4-Bromofluorobenzene (Surr)	92		70 - 122	02/17/16 08:40	02/24/16 12:54	1
Dibromofluoromethane	92		75 - 120	02/17/16 08:40	02/24/16 12:54	1
1,2-Dichloroethane-d4 (Surr)	83		70 - 134	02/17/16 08:40	02/24/16 12:54	1
Toluene-d8 (Surr)	103		75 - 122	02/17/16 08:40	02/24/16 12:54	1

Method: 8270D - Semivolatile Organic Compounds (GC/MS)

Analyte	Result	Qualifier	RL	MDL	Unit	D	Prepared	Analyzed	Dil Fac
Phenol	<0.18		0.18	0.079	mg/Kg	☼	02/22/16 07:04	02/27/16 04:19	1
Bis(2-chloroethyl)ether	<0.18		0.18	0.054	mg/Kg	☼	02/22/16 07:04	02/27/16 04:19	1
1,3-Dichlorobenzene	<0.18		0.18	0.040	mg/Kg	☼	02/22/16 07:04	02/27/16 04:19	1
1,4-Dichlorobenzene	<0.18		0.18	0.046	mg/Kg	☼	02/22/16 07:04	02/27/16 04:19	1

TestAmerica Chicago

Client Sample Results

Client: Ecology and Environment, Inc.
Project/Site: IDOT - IL 38 - WO 008

TestAmerica Job ID: 500-107642-9

Client Sample ID: 3011-34-B01 (0-1)

Lab Sample ID: 500-107642-19

Date Collected: 02/16/16 14:50

Matrix: Solid

Date Received: 02/17/16 07:45

Percent Solids: 89.6

Method: 8270D - Semivolatile Organic Compounds (GC/MS) (Continued)

Analyte	Result	Qualifier	RL	MDL	Unit	D	Prepared	Analyzed	Dil Fac
1,2-Dichlorobenzene	<0.18		0.18	0.043	mg/Kg	☼	02/22/16 07:04	02/27/16 04:19	1
2-Methylphenol	<0.18		0.18	0.057	mg/Kg	☼	02/22/16 07:04	02/27/16 04:19	1
2,2'-oxybis[1-chloropropane]	<0.18		0.18	0.041	mg/Kg	☼	02/22/16 07:04	02/27/16 04:19	1
N-Nitrosodi-n-propylamine	<0.072		0.072	0.044	mg/Kg	☼	02/22/16 07:04	02/27/16 04:19	1
Hexachloroethane	<0.18		0.18	0.054	mg/Kg	☼	02/22/16 07:04	02/27/16 04:19	1
2-Chlorophenol	<0.18		0.18	0.061	mg/Kg	☼	02/22/16 07:04	02/27/16 04:19	1
Nitrobenzene	<0.036		0.036	0.0089	mg/Kg	☼	02/22/16 07:04	02/27/16 04:19	1
Bis(2-chloroethoxy)methane	<0.18		0.18	0.036	mg/Kg	☼	02/22/16 07:04	02/27/16 04:19	1
1,2,4-Trichlorobenzene	<0.18		0.18	0.039	mg/Kg	☼	02/22/16 07:04	02/27/16 04:19	1
Isophorone	<0.18		0.18	0.040	mg/Kg	☼	02/22/16 07:04	02/27/16 04:19	1
2,4-Dimethylphenol	<0.36		0.36	0.14	mg/Kg	☼	02/22/16 07:04	02/27/16 04:19	1
Hexachlorobutadiene	<0.18		0.18	0.056	mg/Kg	☼	02/22/16 07:04	02/27/16 04:19	1
Naphthalene	<0.036		0.036	0.0055	mg/Kg	☼	02/22/16 07:04	02/27/16 04:19	1
2,4-Dichlorophenol	<0.36		0.36	0.085	mg/Kg	☼	02/22/16 07:04	02/27/16 04:19	1
4-Chloroaniline	<0.72		0.72	0.17	mg/Kg	☼	02/22/16 07:04	02/27/16 04:19	1
2,4,6-Trichlorophenol	<0.36		0.36	0.12	mg/Kg	☼	02/22/16 07:04	02/27/16 04:19	1
2,4,5-Trichlorophenol	<0.36		0.36	0.082	mg/Kg	☼	02/22/16 07:04	02/27/16 04:19	1
Hexachlorocyclopentadiene	<0.72		0.72	0.21	mg/Kg	☼	02/22/16 07:04	02/27/16 04:19	1
2-Methylnaphthalene	<0.036		0.036	0.0066	mg/Kg	☼	02/22/16 07:04	02/27/16 04:19	1
2-Nitroaniline	<0.18		0.18	0.048	mg/Kg	☼	02/22/16 07:04	02/27/16 04:19	1
2-Chloronaphthalene	<0.18		0.18	0.039	mg/Kg	☼	02/22/16 07:04	02/27/16 04:19	1
4-Chloro-3-methylphenol	<0.36		0.36	0.12	mg/Kg	☼	02/22/16 07:04	02/27/16 04:19	1
2,6-Dinitrotoluene	<0.18		0.18	0.070	mg/Kg	☼	02/22/16 07:04	02/27/16 04:19	1
2-Nitrophenol	<0.36		0.36	0.084	mg/Kg	☼	02/22/16 07:04	02/27/16 04:19	1
3-Nitroaniline	<0.36		0.36	0.11	mg/Kg	☼	02/22/16 07:04	02/27/16 04:19	1
Dimethyl phthalate	<0.18		0.18	0.047	mg/Kg	☼	02/22/16 07:04	02/27/16 04:19	1
2,4-Dinitrophenol	<0.72		0.72	0.63	mg/Kg	☼	02/22/16 07:04	02/27/16 04:19	1
Acenaphthylene	<0.036		0.036	0.0047	mg/Kg	☼	02/22/16 07:04	02/27/16 04:19	1
2,4-Dinitrotoluene	<0.18		0.18	0.057	mg/Kg	☼	02/22/16 07:04	02/27/16 04:19	1
Acenaphthene	<0.036		0.036	0.0064	mg/Kg	☼	02/22/16 07:04	02/27/16 04:19	1
Dibenzofuran	<0.18		0.18	0.042	mg/Kg	☼	02/22/16 07:04	02/27/16 04:19	1
4-Nitrophenol	<0.72		0.72	0.34	mg/Kg	☼	02/22/16 07:04	02/27/16 04:19	1
Fluorene	<0.036		0.036	0.0050	mg/Kg	☼	02/22/16 07:04	02/27/16 04:19	1
4-Nitroaniline	<0.36		0.36	0.15	mg/Kg	☼	02/22/16 07:04	02/27/16 04:19	1
4-Bromophenyl phenyl ether	<0.18		0.18	0.047	mg/Kg	☼	02/22/16 07:04	02/27/16 04:19	1
Hexachlorobenzene	<0.072		0.072	0.0083	mg/Kg	☼	02/22/16 07:04	02/27/16 04:19	1
Diethyl phthalate	<0.18		0.18	0.061	mg/Kg	☼	02/22/16 07:04	02/27/16 04:19	1
4-Chlorophenyl phenyl ether	<0.18		0.18	0.042	mg/Kg	☼	02/22/16 07:04	02/27/16 04:19	1
Pentachlorophenol	<0.72		0.72	0.57	mg/Kg	☼	02/22/16 07:04	02/27/16 04:19	1
N-Nitrosodiphenylamine	<0.18		0.18	0.042	mg/Kg	☼	02/22/16 07:04	02/27/16 04:19	1
4,6-Dinitro-2-methylphenol	<0.72		0.72	0.29	mg/Kg	☼	02/22/16 07:04	02/27/16 04:19	1
Phenanthrene	0.066		0.036	0.0050	mg/Kg	☼	02/22/16 07:04	02/27/16 04:19	1
Anthracene	0.014 J		0.036	0.0060	mg/Kg	☼	02/22/16 07:04	02/27/16 04:19	1
Carbazole	<0.18		0.18	0.089	mg/Kg	☼	02/22/16 07:04	02/27/16 04:19	1
Di-n-butyl phthalate	<0.18		0.18	0.054	mg/Kg	☼	02/22/16 07:04	02/27/16 04:19	1
Fluoranthene	0.088		0.036	0.0066	mg/Kg	☼	02/22/16 07:04	02/27/16 04:19	1
Pyrene	0.22		0.036	0.0071	mg/Kg	☼	02/22/16 07:04	02/27/16 04:19	1
Butyl benzyl phthalate	<0.18		0.18	0.068	mg/Kg	☼	02/22/16 07:04	02/27/16 04:19	1
Benzo[a]anthracene	0.066		0.036	0.0048	mg/Kg	☼	02/22/16 07:04	02/27/16 04:19	1

TestAmerica Chicago

Client Sample Results

Client: Ecology and Environment, Inc.
Project/Site: IDOT - IL 38 - WO 008

TestAmerica Job ID: 500-107642-9

Client Sample ID: 3011-34-B01 (0-1)

Lab Sample ID: 500-107642-19

Date Collected: 02/16/16 14:50

Matrix: Solid

Date Received: 02/17/16 07:45

Percent Solids: 89.6

Method: 8270D - Semivolatile Organic Compounds (GC/MS) (Continued)

Analyte	Result	Qualifier	RL	MDL	Unit	D	Prepared	Analyzed	Dil Fac
Chrysene	0.093		0.036	0.0097	mg/Kg	☼	02/22/16 07:04	02/27/16 04:19	1
3,3'-Dichlorobenzidine	<0.18		0.18	0.050	mg/Kg	☼	02/22/16 07:04	02/27/16 04:19	1
Bis(2-ethylhexyl) phthalate	<0.18		0.18	0.065	mg/Kg	☼	02/22/16 07:04	02/27/16 04:19	1
Di-n-octyl phthalate	<0.18		0.18	0.058	mg/Kg	☼	02/22/16 07:04	02/27/16 04:19	1
Benzo[b]fluoranthene	0.13		0.036	0.0077	mg/Kg	☼	02/22/16 07:04	02/27/16 04:19	1
Benzo[k]fluoranthene	0.033	J	0.036	0.011	mg/Kg	☼	02/22/16 07:04	02/27/16 04:19	1
Benzo[a]pyrene	0.094		0.036	0.0069	mg/Kg	☼	02/22/16 07:04	02/27/16 04:19	1
Indeno[1,2,3-cd]pyrene	0.099		0.036	0.0093	mg/Kg	☼	02/22/16 07:04	02/27/16 04:19	1
Dibenz(a,h)anthracene	<0.036		0.036	0.0069	mg/Kg	☼	02/22/16 07:04	02/27/16 04:19	1
Benzo[g,h,i]perylene	0.11		0.036	0.012	mg/Kg	☼	02/22/16 07:04	02/27/16 04:19	1
3 & 4 Methylphenol	<0.18		0.18	0.060	mg/Kg	☼	02/22/16 07:04	02/27/16 04:19	1

Surrogate	%Recovery	Qualifier	Limits	Prepared	Analyzed	Dil Fac
2-Fluorophenol	93		25 - 110	02/22/16 07:04	02/27/16 04:19	1
Phenol-d5	94		31 - 110	02/22/16 07:04	02/27/16 04:19	1
Nitrobenzene-d5	90		25 - 115	02/22/16 07:04	02/27/16 04:19	1
2-Fluorobiphenyl	84		25 - 119	02/22/16 07:04	02/27/16 04:19	1
2,4,6-Tribromophenol	76		35 - 137	02/22/16 07:04	02/27/16 04:19	1
Terphenyl-d14	179	X	36 - 134	02/22/16 07:04	02/27/16 04:19	1

Method: 6010B - Metals (ICP)

Analyte	Result	Qualifier	RL	MDL	Unit	D	Prepared	Analyzed	Dil Fac
Antimony	0.21	J	0.99	0.21	mg/Kg	☼	02/24/16 08:46	02/26/16 03:22	1
Arsenic	4.1		0.49	0.23	mg/Kg	☼	02/24/16 08:46	02/26/16 03:22	1
Barium	46		0.49	0.091	mg/Kg	☼	02/24/16 08:46	02/26/16 03:22	1
Beryllium	0.27		0.20	0.043	mg/Kg	☼	02/24/16 08:46	02/26/16 03:22	1
Boron	6.2		2.5	0.35	mg/Kg	☼	02/24/16 08:46	02/26/16 03:22	1
Cadmium	0.13		0.099	0.029	mg/Kg	☼	02/24/16 08:46	02/26/16 03:22	1
Calcium	120000	B	99	32	mg/Kg	☼	02/24/16 08:46	02/26/16 05:23	10
Chromium	9.5	B	0.49	0.085	mg/Kg	☼	02/24/16 08:46	02/26/16 03:22	1
Cobalt	5.2		0.25	0.056	mg/Kg	☼	02/24/16 08:46	02/26/16 03:22	1
Copper	9.0		0.49	0.11	mg/Kg	☼	02/24/16 08:46	02/26/16 03:22	1
Iron	8800	B	9.9	3.8	mg/Kg	☼	02/24/16 08:46	02/26/16 03:22	1
Lead	15		0.25	0.12	mg/Kg	☼	02/24/16 08:46	02/26/16 03:22	1
Magnesium	71000	B	49	20	mg/Kg	☼	02/24/16 08:46	02/26/16 05:23	10
Manganese	480		0.49	0.098	mg/Kg	☼	02/24/16 08:46	02/26/16 03:22	1
Nickel	11	B	0.49	0.13	mg/Kg	☼	02/24/16 08:46	02/26/16 03:22	1
Potassium	550		25	4.0	mg/Kg	☼	02/24/16 08:46	02/26/16 03:22	1
Selenium	0.35	J	0.49	0.24	mg/Kg	☼	02/24/16 08:46	02/26/16 03:22	1
Silver	0.090	J	0.25	0.058	mg/Kg	☼	02/24/16 08:46	02/26/16 03:22	1
Sodium	940		49	6.5	mg/Kg	☼	02/24/16 08:46	02/26/16 03:22	1
Thallium	<0.49		0.49	0.24	mg/Kg	☼	02/24/16 08:46	02/26/16 03:22	1
Vanadium	13		0.25	0.072	mg/Kg	☼	02/24/16 08:46	02/26/16 03:22	1
Zinc	33	B	4.9	1.6	mg/Kg	☼	02/24/16 08:46	02/26/16 17:52	5

Method: 6010B - Metals (ICP) - TCLP

Analyte	Result	Qualifier	RL	MDL	Unit	D	Prepared	Analyzed	Dil Fac
Barium	0.55		0.50	0.050	mg/L		02/23/16 09:14	02/24/16 22:23	1
Beryllium	<0.0040		0.0040	0.0040	mg/L		02/23/16 09:14	02/24/16 22:23	1
Boron	0.74		0.50	0.050	mg/L		02/23/16 09:14	02/24/16 22:23	1

TestAmerica Chicago

Client Sample Results

Client: Ecology and Environment, Inc.
Project/Site: IDOT - IL 38 - WO 008

TestAmerica Job ID: 500-107642-9

Client Sample ID: 3011-34-B01 (0-1)

Lab Sample ID: 500-107642-19

Date Collected: 02/16/16 14:50

Matrix: Solid

Date Received: 02/17/16 07:45

Percent Solids: 89.6

Method: 6010B - Metals (ICP) - TCLP (Continued)

Analyte	Result	Qualifier	RL	MDL	Unit	D	Prepared	Analyzed	Dil Fac
Cadmium	<0.0050		0.0050	0.0020	mg/L		02/23/16 09:14	02/24/16 22:23	1
Chromium	<0.025		0.025	0.010	mg/L		02/23/16 09:14	02/24/16 22:23	1
Cobalt	0.013	J	0.025	0.010	mg/L		02/23/16 09:14	02/24/16 22:23	1
Iron	<0.40		0.40	0.20	mg/L		02/23/16 09:14	02/24/16 22:23	1
Lead	<0.0075		0.0075	0.0075	mg/L		02/23/16 09:14	02/24/16 22:23	1
Manganese	4.7		0.025	0.010	mg/L		02/23/16 09:14	02/24/16 22:23	1
Nickel	0.017	J	0.025	0.010	mg/L		02/23/16 09:14	02/24/16 22:23	1
Selenium	<0.050		0.050	0.020	mg/L		02/23/16 09:14	02/24/16 22:23	1
Silver	<0.025		0.025	0.010	mg/L		02/23/16 09:14	02/24/16 22:23	1
Zinc	0.33	J B	0.50	0.020	mg/L		02/23/16 09:14	02/24/16 22:23	1

Method: 6010B - Metals (ICP) - SPLP East

Analyte	Result	Qualifier	RL	MDL	Unit	D	Prepared	Analyzed	Dil Fac
Manganese	0.39		0.025	0.010	mg/L		02/23/16 09:24	02/25/16 10:01	1

Method: 6020A - Metals (ICP/MS) - TCLP

Analyte	Result	Qualifier	RL	MDL	Unit	D	Prepared	Analyzed	Dil Fac
Antimony	<0.0060		0.0060	0.0060	mg/L		02/23/16 09:14	02/23/16 17:52	1
Thallium	<0.0020		0.0020	0.0020	mg/L		02/23/16 09:14	02/23/16 17:52	1

Method: 7470A - TCLP Mercury - TCLP

Analyte	Result	Qualifier	RL	MDL	Unit	D	Prepared	Analyzed	Dil Fac
Mercury	<0.00020		0.00020	0.00020	mg/L		02/22/16 15:15	02/23/16 12:34	1

Method: 7471B - Mercury (CVAA)

Analyte	Result	Qualifier	RL	MDL	Unit	D	Prepared	Analyzed	Dil Fac
Mercury	0.035		0.017	0.0088	mg/Kg	☼	02/23/16 15:15	02/24/16 13:58	1

General Chemistry

Analyte	Result	Qualifier	RL	MDL	Unit	D	Prepared	Analyzed	Dil Fac
pH	8.28		0.200	0.200	SU			02/20/16 13:18	1

Definitions/Glossary

Client: Ecology and Environment, Inc.
Project/Site: IDOT - IL 38 - WO 008

TestAmerica Job ID: 500-107642-9

Qualifiers

GC/MS VOA

Qualifier	Qualifier Description
*	LCS or LCSD is outside acceptance limits.

GC/MS Semi VOA

Qualifier	Qualifier Description
J	Result is less than the RL but greater than or equal to the MDL and the concentration is an approximate value.
X	Surrogate is outside control limits

Metals

Qualifier	Qualifier Description
J	Result is less than the RL but greater than or equal to the MDL and the concentration is an approximate value.
B	Compound was found in the blank and sample.

Glossary

Abbreviation	These commonly used abbreviations may or may not be present in this report.
α	Listed under the "D" column to designate that the result is reported on a dry weight basis
%R	Percent Recovery
CFL	Contains Free Liquid
CNF	Contains no Free Liquid
DER	Duplicate error ratio (normalized absolute difference)
Dil Fac	Dilution Factor
DL, RA, RE, IN	Indicates a Dilution, Re-analysis, Re-extraction, or additional Initial metals/anion analysis of the sample
DLC	Decision level concentration
MDA	Minimum detectable activity
EDL	Estimated Detection Limit
MDC	Minimum detectable concentration
MDL	Method Detection Limit
ML	Minimum Level (Dioxin)
NC	Not Calculated
ND	Not detected at the reporting limit (or MDL or EDL if shown)
PQL	Practical Quantitation Limit
QC	Quality Control
RER	Relative error ratio
RL	Reporting Limit or Requested Limit (Radiochemistry)
RPD	Relative Percent Difference, a measure of the relative difference between two points
TEF	Toxicity Equivalent Factor (Dioxin)
TEQ	Toxicity Equivalent Quotient (Dioxin)

Certification Summary

Client: Ecology and Environment, Inc.
Project/Site: IDOT - IL 38 - WO 008

TestAmerica Job ID: 500-107642-9

Laboratory: TestAmerica Chicago

Unless otherwise noted, all analytes for this laboratory were covered under each certification below.

Authority	Program	EPA Region	Certification ID	Expiration Date
Illinois	NELAP	5	100201	04-30-16

The following analytes are included in this report, but certification is not offered by the governing authority:

Analysis Method	Prep Method	Matrix	Analyte
6020A	3010A	Solid	Antimony
6020A	3010A	Solid	Thallium
8260B	5035	Solid	1,3-Dichloropropene, Total
Moisture		Solid	Percent Moisture
Moisture		Solid	Percent Solids

TestAmerica

THE LEADER IN ENVIRONMENTAL TESTING

2417 Bond Street, University Park, IL 60484
 Phone: 708.534.5200 Fax: 708.534.5211

Report To (optional)
 Contact: _____
 Company: _____
 Address: _____
 Address: _____
 Phone: _____
 Fax: _____
 E-Mail: _____

Bill To (optional)
 Contact: _____
 Company: _____
 Address: _____
 Address: _____
 Phone: _____
 Fax: _____
 PO#/Reference# _____

Chain of Custody Record

Lab Job #: 500-107642

Chain of Custody Number: _____

Page _____ of _____

Temperature °C of Cooler: _____

Client		Client Project #		Preservative		Parameter		Matrix		Preservative Key		
Project Name		Lab Project #		Sampling		# of Containers		Matrix				
Project Location/State		Lab Project #		Date		Time		Matrix		Comments		
Sampler		Lab PM		Date		Time		Matrix				
EE	1009341-0000-01									1. HCL, Cool to 4° 2. H2SO4, Cool to 4° 3. HNO3, Cool to 4° 4. NaOH, Cool to 4° 5. NaOH/Zn, Cool to 4° 6. NaHSO4 7. Cool to 4° 8. None 9. Other		
TC 3E												
Kane County, IL		50011864										
S. Cooper		D. Wright										
Lab ID	MS/MSD	Sample ID	Date	Time	# of Containers	Matrix	VOC	SVOC	TOTAL TAC	TC W/SPS	TAC Methyl	P-H/40 S/10
19		3011-34-1301(0-1)	2/16/16	1450	2	S	✓	✗	✗	✗	✗	✗
2/16/16												

Turnaround Time Required (Business Days)

___ 1 Day ___ 2 Days ___ 5 Days ___ 7 Days 10 Days ___ 15 Days ___ Other

Sample Disposal

Return to Client Disposal by Lab Archive for ___ Months (A fee may be assessed if samples are retained longer than 1 month)

Relinquished By	Company	Date	Time	Received By	Company	Date	Time
<i>[Signature]</i>	EE	2/16/16	1530	<i>[Signature]</i>	TA	2/16/16	1230
<i>[Signature]</i>	TA	2/16/16	1715	<i>[Signature]</i>	TA-CAT	2/17/16	0745

Lab Courier: TA
 Shipped: _____
 Hand Delivered: _____

Matrix Key
 WW - Wastewater SE - Sediment
 W - Water SO - Soil
 S - Soil L - Leachate
 SL - Sludge WI - Wipe
 MS - Miscellaneous DW - Drinking Water
 OL - Oil O - Other
 A - Air

Client Comments: _____

Lab Comments: _____

Login Sample Receipt Checklist

Client: Ecology and Environment, Inc.

Job Number: 500-107642-9

Login Number: 107642

List Source: TestAmerica Chicago

List Number: 1

Creator: Scott, Sherri L

Question	Answer	Comment
Radioactivity wasn't checked or is </= background as measured by a survey meter.	True	
The cooler's custody seal, if present, is intact.	True	
Sample custody seals, if present, are intact.	True	
The cooler or samples do not appear to have been compromised or tampered with.	True	
Samples were received on ice.	True	
Cooler Temperature is acceptable.	True	
Cooler Temperature is recorded.	True	2.8,2.5,3.2,3.5
COC is present.	True	
COC is filled out in ink and legible.	True	
COC is filled out with all pertinent information.	True	
Is the Field Sampler's name present on COC?	True	
There are no discrepancies between the containers received and the COC.	True	
Samples are received within Holding Time (excluding tests with immediate HTs)	True	
Sample containers have legible labels.	True	
Containers are not broken or leaking.	True	
Sample collection date/times are provided.	True	
Appropriate sample containers are used.	True	
Sample bottles are completely filled.	True	
Sample Preservation Verified.	True	
There is sufficient vol. for all requested analyses, incl. any requested MS/MSDs	True	
Containers requiring zero headspace have no headspace or bubble is <6mm (1/4").	N/A	
Multiphasic samples are not present.	True	
Samples do not require splitting or compositing.	True	
Residual Chlorine Checked.	N/A	





Bureau of Land • 1021 North Grand Avenue East • P.O. Box 19276 • Springfield • Illinois • 62794-9276

Uncontaminated Soil Certification by Licensed Professional Engineer or Licensed Professional Geologist for Use of Uncontaminated Soil as Fill in a CCDD or Uncontaminated Soil Fill Operation LPC-663

Revised in accordance with 35 Ill. Adm. Code 1100, as amended by PCB R2012-009 (eff. Aug. 27, 2012)

This certification form is to be used by professional engineers and professional geologists to certify, pursuant to 35 Ill. Adm. Code 1100.205(a)(1)(B), that soil (i) is uncontaminated soil and (ii) is within a pH range of 6.26 to 9.0. If you have questions about this form, please telephone the Bureau of Land Permit Section at 217/524-3300.

This form may be completed online, saved locally, printed and signed, and submitted to prospective clean construction or demolition debris (CCDD) fill operations or uncontaminated soil fill operations.

I. Source Location Information

(Describe the location of the source of the uncontaminated soil)

Project Name: FAP 347 (IL Route 38) Office Phone Number, if available: _____

Physical Site Location (address, including number and street):
46W 600 block of IL 38 ISGS #3011-36 (Vacant Land)

City: Maple Park State: IL Zip Code: 60151

County: Kane Township: Virgil

Lat/Long of approximate center of site in decimal degrees (DD.ddddd) to five decimal places (e.g., 40.67890, -90.12345):

Latitude: 41.89859173 Longitude: -88.52066006
(Decimal Degrees) (-Decimal Degrees)

Identify how the lat/long data were determined:

- GPS Map Interpolation Photo Interpolation Survey Other

IEPA Site Number(s), if assigned: BOL: _____ BOW: _____ BOA: _____

II. Owner/Operator Information for Source Site

Site Owner

Site Operator

Name: Illinois Department of Transportation

Name: Illinois Department of Transportation

Street Address: 201 West Center Court

Street Address: 201 West Center Court

PO Box: _____

PO Box: _____

City: Schaumburg State: IL

City: Schaumburg State: IL

Zip Code: 60196-1096 Phone: 847-705-4159

Zip Code: 60196-1096 Phone: 847-705-4159

Contact: Sam Mead

Contact: Sam Mead

Email, if available: Sam.Mead@illinois.gov

Email, if available: Sam.Mead@illinois.gov

This Agency is authorized to require this information under Section 4 and Title X of the Environmental Protection Act (415 ILCS 5/4, 5/39). Failure to disclose this information may result in: a civil penalty of not to exceed \$50,000 for the violation and an additional civil penalty of not to exceed \$10,000 for each day during which the violation continues (415 ILCS 5/42). This form has been approved by the Forms Management Center.

Project Name: FAP 347 (IL Route 38)

Latitude: 41.89859173 Longitude: -88.52066006

Uncontaminated Site Certification

III. Basis for Certification and Attachments

For each item listed below, reference the attachments to this form that provide the required information.

- a. A Description of the soil sample points and how they were determined to be sufficient in number and appropriately located 35 Ill. Adm. Code 1100.610(a):

Location 3011-36-B01, and 3011-33-B01 were sampled within the construction zone adjacent to ISGS #3011-36 (Vacant Land). Refer to PSI Report for ISGS #3011-36 (Vacant Land) including Table 4-4, and Figures 4-5A&B.

- b. Analytical soil testing results to show that soil chemical constituents comply with the maximum allowable concentrations established pursuant to 35 Ill. Adm. Code Part 1100, Subpart F and that the soil pH is within the range of 6.25 to 9.0, including the documentation of chain of custody control, a copy of the lab analysis; the accreditation status of the laboratory performing the analysis; and certification by an authorized agent of the laboratory that the analysis has been performed in accordance with the Agency's rules for the accreditation of environmental and the scope of the accreditation [35 Ill. Adm. Code 1100.201(g), 1100.205(a), 1100.610]:

See attached data summary table and associated laboratory data package J107642-11, and J107642-8.

IV. Certification Statement, Signature and Seal of Licensed Professional Engineer or Licensed Professional Geologist

I, Neil J. Brown (name of licensed professional engineer or geologist) certify under penalty of law that the information submitted, including but not limited to, all attachments and other information, is to the best of my knowledge and belief, true, accurate and complete. In accordance with the Environmental Protection Act [415 ILCS 5/22.51 or 22.51a] and 35 Ill. Adm. Code 1100.205(a), I certify that the soil from this site is uncontaminated soil. I also certify that the soil pH is within the range of 6.25 to 9.0. In addition, I certify that the soil has not been removed from the site as part of a cleanup or removal of contaminants. All necessary documentation is attached.

Any person who knowingly makes a false, fictitious, or fraudulent material statement, orally or in writing, to the Illinois EPA commits a Class 4 felony. A second or subsequent offense after conviction is a Class 3 felony. (415 ILCS 5/44(h))

Company Name: Ecology and Environment, Inc.
 Street Address: 33 West Monroe Street
 City: Chicago State: IL Zip Code: 60603
 Phone: 312-578-9243

Neil J. Brown
 Printed Name:

Neil J. Brown
 Licensed Professional Engineer or
 Licensed Professional Geologist Signature:

3/17/16
 Date:



P.E. or L.P.G. Seal:




Analytical Data Summary

PTB #176-001; IDOT Job #D-91-339-15; Project #P-91-141-15; WorkOrder #08A

Key to Data Tables

- MAC = Maximum Allowable Concentration of Chemical Constituent in
Uncontaminated Soil Used as Fill Material At Regulated Fill Operations
- mg/kg = Milligrams per kilogram.
- mg/L = Milligrams per liter.
- MSA = Metropolitan Statistical Area
- TACO = Tiered Approach to Corrective Action Objectives
- TCLP = Toxicity Characteristic Leaching Procedure.
- SCGIER = Soil Component of the Groundwater Ingestion Exposure Route
- SPLP = Synthetic Precipitation Leaching Procedure.
- ND = Not detected.
- NA = Not analyzed.
- J = Estimated value.
- U = Analyte was analyzed for but not detected.

Criteria Qualifiers and Shading

- † = Concentration exceeds the most stringent MAC.
- m = Concentration exceeds the MAC for an MSA.
- * = Concentration exceeds the MAC for Chicago corporate limits.
- L = The detected TCLP/SPLP concentration exceeds the TACO Tier 1 RO for the SCGIER.
-  = Concentration exceeds the most stringent MAC, but is below the MAC for an MSA.
-  = Concentration exceeds the most stringent MAC and the MAC for Chicago corporate limits.
-  = Concentration exceeds applicable comparison criteria.

CONTAMINANTS OF CONCERN

SITE	ISGS #3011-36 (Vacant Land)		Comparison Criteria			
BORING	3011-36-B01		MACs			TACO
SAMPLE	3011-36-B01 (0-1)		Most Stringent	Within an MSA	Within Chicago	SCGIER
MATRIX	Soil					
DEPTH (feet)	0-1					
pH	8.1					
VOCs (None Detected)						
SVOCs (mg/kg)						
Benzo[a]anthracene	0.017	J	0.9	1.8	1.1	--
Benzo[a]pyrene	0.026	J	0.09	2.1	1.3	--
Benzo[b]fluoranthene	0.046		0.9	2.1	1.5	--
Benzo[g,h,i]perylene	0.016	J	--	--	--	--
Benzo[k]fluoranthene	0.014	J	9	--	--	--
Chrysene	0.023	J	88	--	--	--
Fluoranthene	0.027	J	3,100	--	--	--
Phenanthrene	0.015	J	--	--	--	--
Pyrene	0.046		2,300	--	--	--
Inorganics (mg/kg)						
Antimony	0.35	J	5	--	--	--
Arsenic	3.8		11.3	13	--	--
Barium	56	J	1,500	--	--	--
Beryllium	0.26		22	--	--	--
Boron	6.6	J	40	--	--	--
Cadmium	0.26	J	5.2	--	--	--
Calcium	110,000	J	--	--	--	--
Chromium	16	J	21	--	--	--
Cobalt	5.5	J	20	--	--	--
Copper	10	J	2,900	--	--	--
Iron	8,500	J	15,000	15,900	--	--
Lead	82	J	107	--	--	--
Magnesium	65,000	J	325,000	--	--	--
Manganese	560	J	630	636	--	--
Mercury	0.098		0.89	--	--	--
Nickel	10	J	100	--	--	--
Potassium	650	J	--	--	--	--
Selenium	0.5	J	1.3	--	--	--
Sodium	810		--	--	--	--
Vanadium	15		550	--	--	--
Zinc	47		5,100	--	--	--
TCLP Metals (mg/L)						
Barium	0.59		--	--	--	2
Boron	0.6		--	--	--	2
Manganese	1.9	L	--	--	--	0.15
Zinc	0.25	J	--	--	--	5
SPLP Metals (mg/L)						
Manganese	0.17	L	--	--	--	0.15

CONTAMINANTS OF CONCERN

SITE	ISGS #3011-33 (Residence)	Comparison Criteria			
		MACs			TACO
BORING	3011-33-B01				
SAMPLE	3011-33-B01 (0-1)	Most Stringent	Within an MSA	Within Chicago	SCGIER
MATRIX	Soil				
DEPTH (feet)	0-1				
pH	8.29				
VOCs (mg/kg)					
2-Butanone (MEK)	0.013	--	--	--	--
Acetone	0.11	25	--	--	--
SVOCs (mg/kg)					
Anthracene	0.011 J	12,000	--	--	--
Benzo[a]anthracene	0.061	0.9	1.8	1.1	--
Benzo[a]pyrene	0.081	0.09	2.1	1.3	--
Benzo[b]fluoranthene	0.13	0.9	2.1	1.5	--
Benzo[g,h,i]perylene	0.12	--	--	--	--
Benzo[k]fluoranthene	0.051	9	--	--	--
Chrysene	0.092	88	--	--	--
Fluoranthene	0.087	3,100	--	--	--
Indeno[1,2,3-cd]pyrene	0.088	0.9	1.6	0.9	--
Phenanthrene	0.062	--	--	--	--
Pyrene	0.2	2,300	--	--	--
Inorganics (mg/kg)					
Antimony	0.31 J	5	--	--	--
Arsenic	4.7	11.3	13	--	--
Barium	48	1,500	--	--	--
Beryllium	0.29	22	--	--	--
Boron	5.7	40	--	--	--
Cadmium	0.23	5.2	--	--	--
Calcium	110,000	--	--	--	--
Chromium	9.8	21	--	--	--
Cobalt	5.8	20	--	--	--
Copper	10	2,900	--	--	--
Iron	9,000	15,000	15,900	--	--
Lead	53	107	--	--	--
Magnesium	60,000	325,000	--	--	--
Manganese	390	630	636	--	--
Mercury	0.12	0.89	--	--	--
Nickel	12	100	--	--	--
Potassium	540	--	--	--	--
Selenium	0.48	1.3	--	--	--
Sodium	1,700	--	--	--	--
Thallium	0.32 J	2.6	--	--	--
Vanadium	13	550	--	--	--
Zinc	54	5,100	--	--	--
TCLP Metals (mg/L)					
Barium	0.45 J	--	--	--	2
Boron	0.44 J	--	--	--	2
Manganese	0.98 L	--	--	--	0.15
Zinc	0.81 J	--	--	--	5
SPLP Metals (mg/L)					
Manganese	0.83 L	--	--	--	0.15

TestAmerica

THE LEADER IN ENVIRONMENTAL TESTING

ANALYTICAL REPORT

TestAmerica Laboratories, Inc.
TestAmerica Chicago
2417 Bond Street
University Park, IL 60484
Tel: (708)534-5200

TestAmerica Job ID: 500-107642-11
Client Project/Site: IDOT - IL 38 - WO 008

For:
Ecology and Environment, Inc.
33 West Monroe St.
Suite 1410
Chicago, Illinois 60603

Attn: Mr. Dean Tiebout

Jodie Bracken

Authorized for release by:
2/29/2016 5:12:12 PM
Jodie Bracken, Project Management Assistant II
jodie.bracken@testamericainc.com

Designee for
Richard Wright, Senior Project Manager
(708)534-5200
richard.wright@testamericainc.com

LINKS

Review your project
results through
TotalAccess

Have a Question?



Visit us at:
www.testamericainc.com

The test results in this report meet all 2003 NELAC and 2009 TNI requirements for accredited parameters, exceptions are noted in this report. This report may not be reproduced except in full, and with written approval from the laboratory. For questions please contact the Project Manager at the e-mail address or telephone number listed on this page.

This report has been electronically signed and authorized by the signatory. Electronic signature is intended to be the legally binding equivalent of a traditionally handwritten signature.

Results relate only to the items tested and the sample(s) as received by the laboratory.

1

2

3

4

5

6

7

8

9

10



Table of Contents

Cover Page	1
Table of Contents	2
Case Narrative	3
Detection Summary	4
Sample Summary	5
Client Sample Results	6
Definitions	10
Certification Summary	11
Chain of Custody	12
Receipt Checklists	13

Case Narrative

Client: Ecology and Environment, Inc.
Project/Site: IDOT - IL 38 - WO 008

TestAmerica Job ID: 500-107642-11

Job ID: 500-107642-11

Laboratory: TestAmerica Chicago

Narrative

Job Narrative 500-107642-11

Comments

No additional comments.

Receipt

The samples were received on 2/17/2016 7:45 AM; the samples arrived in good condition, properly preserved and, where required, on ice. The temperatures of the 4 coolers at receipt time were 2.5° C, 2.8° C, 3.2° C and 3.5° C.

GC/MS VOA

Method(s) 8260B: The following analyte recovered outside control limits for the LCS/LCSD associated with 500-324046: Bromomethane. This is not indicative of a systematic control problem because this was a random marginal exceedance. Qualified results have been reported.

Method(s) 8260B: The laboratory control sample (LCS) and / or laboratory control sample duplicate (LCSD) for 500-324046 recovered outside control limits for the following analyte: 1,2-Dichloropropane. This analyte was biased high in the LCS/LCSD and was not detected in the associated samples; therefore, the data have been reported.

No additional analytical or quality issues were noted, other than those described above or in the Definitions/Glossary page.

GC/MS Semi VOA

No analytical or quality issues were noted, other than those described in the Definitions/Glossary page.

Metals

Method(s) 6010B: The method blank for preparation batch 500-324241 and analytical batch 500-324529 contained Calcium above the reporting limit (RL). Associated sample 3011-36-B01 (0-1) (500-107642-21) were not re-extracted and/or re-analyzed because results were greater than 10X the value found in the method blank.

Method(s) 7470A: The continuing calibration verification (CCV) associated with batch 500-324121 recovered above the upper control limit for Hg. The samples associated with this CCV were non-detects for the affected analytes; therefore, the data have been reported. The following sample is impacted: (CCV 500-324121/23).

No additional analytical or quality issues were noted, other than those described above or in the Definitions/Glossary page.

General Chemistry

No analytical or quality issues were noted, other than those described in the Definitions/Glossary page.

Organic Prep

No analytical or quality issues were noted, other than those described in the Definitions/Glossary page.

Detection Summary

Client: Ecology and Environment, Inc.
Project/Site: IDOT - IL 38 - WO 008

TestAmerica Job ID: 500-107642-11

Client Sample ID: 3011-36-B01 (0-1)

Lab Sample ID: 500-107642-21

Analyte	Result	Qualifier	RL	MDL	Unit	Dil Fac	D	Method	Prep Type
Phenanthrene	0.015	J	0.037	0.0052	mg/Kg	1	☼	8270D	Total/NA
Fluoranthene	0.027	J	0.037	0.0070	mg/Kg	1	☼	8270D	Total/NA
Pyrene	0.046		0.037	0.0075	mg/Kg	1	☼	8270D	Total/NA
Benzo[a]anthracene	0.017	J	0.037	0.0051	mg/Kg	1	☼	8270D	Total/NA
Chrysene	0.023	J	0.037	0.010	mg/Kg	1	☼	8270D	Total/NA
Benzo[b]fluoranthene	0.046		0.037	0.0081	mg/Kg	1	☼	8270D	Total/NA
Benzo[k]fluoranthene	0.014	J	0.037	0.011	mg/Kg	1	☼	8270D	Total/NA
Benzo[a]pyrene	0.026	J	0.037	0.0073	mg/Kg	1	☼	8270D	Total/NA
Benzo[g,h,i]perylene	0.016	J	0.037	0.012	mg/Kg	1	☼	8270D	Total/NA
Antimony	0.35	J F1	1.0	0.21	mg/Kg	1	☼	6010B	Total/NA
Arsenic	3.8		0.50	0.23	mg/Kg	1	☼	6010B	Total/NA
Barium	56		0.50	0.092	mg/Kg	1	☼	6010B	Total/NA
Beryllium	0.26		0.20	0.043	mg/Kg	1	☼	6010B	Total/NA
Boron	6.6	F1	2.5	0.35	mg/Kg	1	☼	6010B	Total/NA
Cadmium	0.26	F1	0.10	0.029	mg/Kg	1	☼	6010B	Total/NA
Calcium	110000	F2 B	100	32	mg/Kg	10	☼	6010B	Total/NA
Chromium	16	F1 B	0.50	0.086	mg/Kg	1	☼	6010B	Total/NA
Cobalt	5.5		0.25	0.057	mg/Kg	1	☼	6010B	Total/NA
Copper	10		0.50	0.11	mg/Kg	1	☼	6010B	Total/NA
Iron	8500	F2 B	10	3.9	mg/Kg	1	☼	6010B	Total/NA
Lead	82		0.25	0.12	mg/Kg	1	☼	6010B	Total/NA
Magnesium	65000	F2 B	50	20	mg/Kg	10	☼	6010B	Total/NA
Manganese	560	F2 B	0.50	0.099	mg/Kg	1	☼	6010B	Total/NA
Nickel	10	B	0.50	0.14	mg/Kg	1	☼	6010B	Total/NA
Potassium	650	F1	25	4.1	mg/Kg	1	☼	6010B	Total/NA
Selenium	0.50	F1	0.50	0.25	mg/Kg	1	☼	6010B	Total/NA
Sodium	810		50	6.6	mg/Kg	1	☼	6010B	Total/NA
Vanadium	15		0.25	0.073	mg/Kg	1	☼	6010B	Total/NA
Zinc	47	F1	10	3.2	mg/Kg	10	☼	6010B	Total/NA
Barium	0.59		0.50	0.050	mg/L	1		6010B	TCLP
Boron	0.60		0.50	0.050	mg/L	1		6010B	TCLP
Manganese	1.9		0.025	0.010	mg/L	1		6010B	TCLP
Zinc	0.25	J	0.50	0.020	mg/L	1		6010B	TCLP
Manganese	0.17		0.025	0.010	mg/L	1		6010B	SPLP East
Mercury	0.098		0.019	0.010	mg/Kg	1	☼	7471B	Total/NA
pH	8.10		0.200	0.200	SU	1		9045D	Total/NA

This Detection Summary does not include radiochemical test results.

TestAmerica Chicago

Sample Summary

Client: Ecology and Environment, Inc.
Project/Site: IDOT - IL 38 - WO 008

TestAmerica Job ID: 500-107642-11

Lab Sample ID	Client Sample ID	Matrix	Collected	Received
500-107642-21	3011-36-B01 (0-1)	Solid	02/16/16 09:20	02/17/16 07:45

1

2

3

4

5

6

7

8

9

10

Client Sample Results

Client: Ecology and Environment, Inc.
Project/Site: IDOT - IL 38 - WO 008

TestAmerica Job ID: 500-107642-11

Client Sample ID: 3011-36-B01 (0-1)

Lab Sample ID: 500-107642-21

Date Collected: 02/16/16 09:20

Matrix: Solid

Date Received: 02/17/16 07:45

Percent Solids: 84.6

Method: 8260B - Volatile Organic Compounds (GC/MS)

Analyte	Result	Qualifier	RL	MDL	Unit	D	Prepared	Analyzed	Dil Fac
Acetone	<0.019		0.019	0.0038	mg/Kg	☼	02/17/16 08:40	02/23/16 19:12	1
Benzene	<0.0049		0.0049	0.0011	mg/Kg	☼	02/17/16 08:40	02/23/16 19:12	1
Bromodichloromethane	<0.0049		0.0049	0.00082	mg/Kg	☼	02/17/16 08:40	02/23/16 19:12	1
Bromoform	<0.0049		0.0049	0.00099	mg/Kg	☼	02/17/16 08:40	02/23/16 19:12	1
Bromomethane	<0.0049	*	0.0049	0.0018	mg/Kg	☼	02/17/16 08:40	02/23/16 19:12	1
2-Butanone (MEK)	<0.0049		0.0049	0.0017	mg/Kg	☼	02/17/16 08:40	02/23/16 19:12	1
Carbon disulfide	<0.0049		0.0049	0.0018	mg/Kg	☼	02/17/16 08:40	02/23/16 19:12	1
Carbon tetrachloride	<0.0049		0.0049	0.0010	mg/Kg	☼	02/17/16 08:40	02/23/16 19:12	1
Chlorobenzene	<0.0049		0.0049	0.0011	mg/Kg	☼	02/17/16 08:40	02/23/16 19:12	1
Chloroethane	<0.0049		0.0049	0.0020	mg/Kg	☼	02/17/16 08:40	02/23/16 19:12	1
Chloroform	<0.0049		0.0049	0.00095	mg/Kg	☼	02/17/16 08:40	02/23/16 19:12	1
Chloromethane	<0.0049		0.0049	0.0012	mg/Kg	☼	02/17/16 08:40	02/23/16 19:12	1
cis-1,2-Dichloroethene	<0.0049		0.0049	0.00099	mg/Kg	☼	02/17/16 08:40	02/23/16 19:12	1
cis-1,3-Dichloropropene	<0.0049		0.0049	0.0011	mg/Kg	☼	02/17/16 08:40	02/23/16 19:12	1
Dibromochloromethane	<0.0049		0.0049	0.00056	mg/Kg	☼	02/17/16 08:40	02/23/16 19:12	1
1,1-Dichloroethane	<0.0049		0.0049	0.0010	mg/Kg	☼	02/17/16 08:40	02/23/16 19:12	1
1,2-Dichloroethane	<0.0049		0.0049	0.00072	mg/Kg	☼	02/17/16 08:40	02/23/16 19:12	1
1,1-Dichloroethene	<0.0049		0.0049	0.0018	mg/Kg	☼	02/17/16 08:40	02/23/16 19:12	1
1,2-Dichloropropane	<0.0049	*	0.0049	0.0013	mg/Kg	☼	02/17/16 08:40	02/23/16 19:12	1
1,3-Dichloropropene, Total	<0.0049		0.0049	0.0014	mg/Kg	☼	02/17/16 08:40	02/23/16 19:12	1
Ethylbenzene	<0.0049		0.0049	0.0012	mg/Kg	☼	02/17/16 08:40	02/23/16 19:12	1
2-Hexanone	<0.0049		0.0049	0.0015	mg/Kg	☼	02/17/16 08:40	02/23/16 19:12	1
Methylene Chloride	<0.0049		0.0049	0.0037	mg/Kg	☼	02/17/16 08:40	02/23/16 19:12	1
4-Methyl-2-pentanone (MIBK)	<0.0049		0.0049	0.0010	mg/Kg	☼	02/17/16 08:40	02/23/16 19:12	1
Methyl tert-butyl ether	<0.0049		0.0049	0.0011	mg/Kg	☼	02/17/16 08:40	02/23/16 19:12	1
Styrene	<0.0049		0.0049	0.0011	mg/Kg	☼	02/17/16 08:40	02/23/16 19:12	1
1,1,2,2-Tetrachloroethane	<0.0049		0.0049	0.00077	mg/Kg	☼	02/17/16 08:40	02/23/16 19:12	1
Tetrachloroethene	<0.0049		0.0049	0.0010	mg/Kg	☼	02/17/16 08:40	02/23/16 19:12	1
Toluene	<0.0049		0.0049	0.0017	mg/Kg	☼	02/17/16 08:40	02/23/16 19:12	1
trans-1,2-Dichloroethene	<0.0049		0.0049	0.0012	mg/Kg	☼	02/17/16 08:40	02/23/16 19:12	1
trans-1,3-Dichloropropene	<0.0049		0.0049	0.0014	mg/Kg	☼	02/17/16 08:40	02/23/16 19:12	1
1,1,1-Trichloroethane	<0.0049		0.0049	0.0011	mg/Kg	☼	02/17/16 08:40	02/23/16 19:12	1
1,1,2-Trichloroethane	<0.0049		0.0049	0.00094	mg/Kg	☼	02/17/16 08:40	02/23/16 19:12	1
Trichloroethene	<0.0049		0.0049	0.0013	mg/Kg	☼	02/17/16 08:40	02/23/16 19:12	1
Vinyl acetate	<0.0049		0.0049	0.0013	mg/Kg	☼	02/17/16 08:40	02/23/16 19:12	1
Vinyl chloride	<0.0049		0.0049	0.0012	mg/Kg	☼	02/17/16 08:40	02/23/16 19:12	1
Xylenes, Total	<0.0097		0.0097	0.0018	mg/Kg	☼	02/17/16 08:40	02/23/16 19:12	1

Surrogate	%Recovery	Qualifier	Limits	Prepared	Analyzed	Dil Fac
4-Bromofluorobenzene (Surr)	91		70 - 122	02/17/16 08:40	02/23/16 19:12	1
Dibromofluoromethane	94		75 - 120	02/17/16 08:40	02/23/16 19:12	1
1,2-Dichloroethane-d4 (Surr)	86		70 - 134	02/17/16 08:40	02/23/16 19:12	1
Toluene-d8 (Surr)	105		75 - 122	02/17/16 08:40	02/23/16 19:12	1

Method: 8270D - Semivolatile Organic Compounds (GC/MS)

Analyte	Result	Qualifier	RL	MDL	Unit	D	Prepared	Analyzed	Dil Fac
Phenol	<0.19		0.19	0.083	mg/Kg	☼	02/18/16 18:29	02/28/16 23:49	1
Bis(2-chloroethyl)ether	<0.19		0.19	0.056	mg/Kg	☼	02/18/16 18:29	02/28/16 23:49	1
1,3-Dichlorobenzene	<0.19		0.19	0.042	mg/Kg	☼	02/18/16 18:29	02/28/16 23:49	1
1,4-Dichlorobenzene	<0.19		0.19	0.048	mg/Kg	☼	02/18/16 18:29	02/28/16 23:49	1

TestAmerica Chicago

Client Sample Results

Client: Ecology and Environment, Inc.
Project/Site: IDOT - IL 38 - WO 008

TestAmerica Job ID: 500-107642-11

Client Sample ID: 3011-36-B01 (0-1)

Lab Sample ID: 500-107642-21

Date Collected: 02/16/16 09:20

Matrix: Solid

Date Received: 02/17/16 07:45

Percent Solids: 84.6

Method: 8270D - Semivolatile Organic Compounds (GC/MS) (Continued)

Analyte	Result	Qualifier	RL	MDL	Unit	D	Prepared	Analyzed	Dil Fac
1,2-Dichlorobenzene	<0.19		0.19	0.045	mg/Kg	☼	02/18/16 18:29	02/28/16 23:49	1
2-Methylphenol	<0.19		0.19	0.060	mg/Kg	☼	02/18/16 18:29	02/28/16 23:49	1
2,2'-oxybis[1-chloropropane]	<0.19		0.19	0.044	mg/Kg	☼	02/18/16 18:29	02/28/16 23:49	1
N-Nitrosodi-n-propylamine	<0.076		0.076	0.046	mg/Kg	☼	02/18/16 18:29	02/28/16 23:49	1
Hexachloroethane	<0.19		0.19	0.057	mg/Kg	☼	02/18/16 18:29	02/28/16 23:49	1
2-Chlorophenol	<0.19		0.19	0.064	mg/Kg	☼	02/18/16 18:29	02/28/16 23:49	1
Nitrobenzene	<0.037		0.037	0.0094	mg/Kg	☼	02/18/16 18:29	02/28/16 23:49	1
Bis(2-chloroethoxy)methane	<0.19		0.19	0.038	mg/Kg	☼	02/18/16 18:29	02/28/16 23:49	1
1,2,4-Trichlorobenzene	<0.19		0.19	0.040	mg/Kg	☼	02/18/16 18:29	02/28/16 23:49	1
Isophorone	<0.19		0.19	0.042	mg/Kg	☼	02/18/16 18:29	02/28/16 23:49	1
2,4-Dimethylphenol	<0.37		0.37	0.14	mg/Kg	☼	02/18/16 18:29	02/28/16 23:49	1
Hexachlorobutadiene	<0.19		0.19	0.059	mg/Kg	☼	02/18/16 18:29	02/28/16 23:49	1
Naphthalene	<0.037		0.037	0.0058	mg/Kg	☼	02/18/16 18:29	02/28/16 23:49	1
2,4-Dichlorophenol	<0.37		0.37	0.089	mg/Kg	☼	02/18/16 18:29	02/28/16 23:49	1
4-Chloroaniline	<0.76		0.76	0.18	mg/Kg	☼	02/18/16 18:29	02/28/16 23:49	1
2,4,6-Trichlorophenol	<0.37		0.37	0.13	mg/Kg	☼	02/18/16 18:29	02/28/16 23:49	1
2,4,5-Trichlorophenol	<0.37		0.37	0.086	mg/Kg	☼	02/18/16 18:29	02/28/16 23:49	1
Hexachlorocyclopentadiene	<0.76		0.76	0.22	mg/Kg	☼	02/18/16 18:29	02/28/16 23:49	1
2-Methylnaphthalene	<0.037		0.037	0.0069	mg/Kg	☼	02/18/16 18:29	02/28/16 23:49	1
2-Nitroaniline	<0.19		0.19	0.051	mg/Kg	☼	02/18/16 18:29	02/28/16 23:49	1
2-Chloronaphthalene	<0.19		0.19	0.041	mg/Kg	☼	02/18/16 18:29	02/28/16 23:49	1
4-Chloro-3-methylphenol	<0.37		0.37	0.13	mg/Kg	☼	02/18/16 18:29	02/28/16 23:49	1
2,6-Dinitrotoluene	<0.19		0.19	0.074	mg/Kg	☼	02/18/16 18:29	02/28/16 23:49	1
2-Nitrophenol	<0.37		0.37	0.089	mg/Kg	☼	02/18/16 18:29	02/28/16 23:49	1
3-Nitroaniline	<0.37		0.37	0.12	mg/Kg	☼	02/18/16 18:29	02/28/16 23:49	1
Dimethyl phthalate	<0.19		0.19	0.049	mg/Kg	☼	02/18/16 18:29	02/28/16 23:49	1
2,4-Dinitrophenol	<0.76		0.76	0.66	mg/Kg	☼	02/18/16 18:29	02/28/16 23:49	1
Acenaphthylene	<0.037		0.037	0.0050	mg/Kg	☼	02/18/16 18:29	02/28/16 23:49	1
2,4-Dinitrotoluene	<0.19		0.19	0.060	mg/Kg	☼	02/18/16 18:29	02/28/16 23:49	1
Acenaphthene	<0.037		0.037	0.0067	mg/Kg	☼	02/18/16 18:29	02/28/16 23:49	1
Dibenzofuran	<0.19		0.19	0.044	mg/Kg	☼	02/18/16 18:29	02/28/16 23:49	1
4-Nitrophenol	<0.76		0.76	0.36	mg/Kg	☼	02/18/16 18:29	02/28/16 23:49	1
Fluorene	<0.037		0.037	0.0053	mg/Kg	☼	02/18/16 18:29	02/28/16 23:49	1
4-Nitroaniline	<0.37		0.37	0.16	mg/Kg	☼	02/18/16 18:29	02/28/16 23:49	1
4-Bromophenyl phenyl ether	<0.19		0.19	0.050	mg/Kg	☼	02/18/16 18:29	02/28/16 23:49	1
Hexachlorobenzene	<0.076		0.076	0.0087	mg/Kg	☼	02/18/16 18:29	02/28/16 23:49	1
Diethyl phthalate	<0.19		0.19	0.064	mg/Kg	☼	02/18/16 18:29	02/28/16 23:49	1
4-Chlorophenyl phenyl ether	<0.19		0.19	0.044	mg/Kg	☼	02/18/16 18:29	02/28/16 23:49	1
Pentachlorophenol	<0.76		0.76	0.60	mg/Kg	☼	02/18/16 18:29	02/28/16 23:49	1
N-Nitrosodiphenylamine	<0.19		0.19	0.044	mg/Kg	☼	02/18/16 18:29	02/28/16 23:49	1
4,6-Dinitro-2-methylphenol	<0.76		0.76	0.30	mg/Kg	☼	02/18/16 18:29	02/28/16 23:49	1
Phenanthrene	0.015	J	0.037	0.0052	mg/Kg	☼	02/18/16 18:29	02/28/16 23:49	1
Anthracene	<0.037		0.037	0.0063	mg/Kg	☼	02/18/16 18:29	02/28/16 23:49	1
Carbazole	<0.19		0.19	0.094	mg/Kg	☼	02/18/16 18:29	02/28/16 23:49	1
Di-n-butyl phthalate	<0.19		0.19	0.057	mg/Kg	☼	02/18/16 18:29	02/28/16 23:49	1
Fluoranthene	0.027	J	0.037	0.0070	mg/Kg	☼	02/18/16 18:29	02/28/16 23:49	1
Pyrene	0.046		0.037	0.0075	mg/Kg	☼	02/18/16 18:29	02/28/16 23:49	1
Butyl benzyl phthalate	<0.19		0.19	0.071	mg/Kg	☼	02/18/16 18:29	02/28/16 23:49	1
Benzo[a]anthracene	0.017	J	0.037	0.0051	mg/Kg	☼	02/18/16 18:29	02/28/16 23:49	1

TestAmerica Chicago

Client Sample Results

Client: Ecology and Environment, Inc.
Project/Site: IDOT - IL 38 - WO 008

TestAmerica Job ID: 500-107642-11

Client Sample ID: 3011-36-B01 (0-1)

Lab Sample ID: 500-107642-21

Date Collected: 02/16/16 09:20

Matrix: Solid

Date Received: 02/17/16 07:45

Percent Solids: 84.6

Method: 8270D - Semivolatile Organic Compounds (GC/MS) (Continued)

Analyte	Result	Qualifier	RL	MDL	Unit	D	Prepared	Analyzed	Dil Fac
Chrysene	0.023	J	0.037	0.010	mg/Kg	☼	02/18/16 18:29	02/28/16 23:49	1
3,3'-Dichlorobenzidine	<0.19		0.19	0.053	mg/Kg	☼	02/18/16 18:29	02/28/16 23:49	1
Bis(2-ethylhexyl) phthalate	<0.19		0.19	0.069	mg/Kg	☼	02/18/16 18:29	02/28/16 23:49	1
Di-n-octyl phthalate	<0.19		0.19	0.061	mg/Kg	☼	02/18/16 18:29	02/28/16 23:49	1
Benzo[b]fluoranthene	0.046		0.037	0.0081	mg/Kg	☼	02/18/16 18:29	02/28/16 23:49	1
Benzo[k]fluoranthene	0.014	J	0.037	0.011	mg/Kg	☼	02/18/16 18:29	02/28/16 23:49	1
Benzo[a]pyrene	0.026	J	0.037	0.0073	mg/Kg	☼	02/18/16 18:29	02/28/16 23:49	1
Indeno[1,2,3-cd]pyrene	<0.037		0.037	0.0097	mg/Kg	☼	02/18/16 18:29	02/28/16 23:49	1
Dibenz(a,h)anthracene	<0.037		0.037	0.0073	mg/Kg	☼	02/18/16 18:29	02/28/16 23:49	1
Benzo[g,h,i]perylene	0.016	J	0.037	0.012	mg/Kg	☼	02/18/16 18:29	02/28/16 23:49	1
3 & 4 Methylphenol	<0.19		0.19	0.063	mg/Kg	☼	02/18/16 18:29	02/28/16 23:49	1

Surrogate	%Recovery	Qualifier	Limits	Prepared	Analyzed	Dil Fac
2-Fluorophenol	73		25 - 110	02/18/16 18:29	02/28/16 23:49	1
Phenol-d5	70		31 - 110	02/18/16 18:29	02/28/16 23:49	1
Nitrobenzene-d5	54		25 - 115	02/18/16 18:29	02/28/16 23:49	1
2-Fluorobiphenyl	62		25 - 119	02/18/16 18:29	02/28/16 23:49	1
2,4,6-Tribromophenol	51		35 - 137	02/18/16 18:29	02/28/16 23:49	1
Terphenyl-d14	115		36 - 134	02/18/16 18:29	02/28/16 23:49	1

Method: 6010B - Metals (ICP)

Analyte	Result	Qualifier	RL	MDL	Unit	D	Prepared	Analyzed	Dil Fac
Antimony	0.35	J F1	1.0	0.21	mg/Kg	☼	02/24/16 09:03	02/26/16 13:23	1
Arsenic	3.8		0.50	0.23	mg/Kg	☼	02/24/16 09:03	02/26/16 13:23	1
Barium	56		0.50	0.092	mg/Kg	☼	02/24/16 09:03	02/26/16 13:23	1
Beryllium	0.26		0.20	0.043	mg/Kg	☼	02/24/16 09:03	02/26/16 13:23	1
Boron	6.6	F1	2.5	0.35	mg/Kg	☼	02/24/16 09:03	02/26/16 13:23	1
Cadmium	0.26	F1	0.10	0.029	mg/Kg	☼	02/24/16 09:03	02/26/16 13:23	1
Calcium	110000	F2 B	100	32	mg/Kg	☼	02/24/16 09:03	02/25/16 23:54	10
Chromium	16	F1 B	0.50	0.086	mg/Kg	☼	02/24/16 09:03	02/26/16 13:23	1
Cobalt	5.5		0.25	0.057	mg/Kg	☼	02/24/16 09:03	02/26/16 13:23	1
Copper	10		0.50	0.11	mg/Kg	☼	02/24/16 09:03	02/26/16 13:23	1
Iron	8500	F2 B	10	3.9	mg/Kg	☼	02/24/16 09:03	02/26/16 13:23	1
Lead	82		0.25	0.12	mg/Kg	☼	02/24/16 09:03	02/26/16 13:23	1
Magnesium	65000	F2 B	50	20	mg/Kg	☼	02/24/16 09:03	02/25/16 23:54	10
Manganese	560	F2 B	0.50	0.099	mg/Kg	☼	02/24/16 09:03	02/26/16 13:23	1
Nickel	10	B	0.50	0.14	mg/Kg	☼	02/24/16 09:03	02/26/16 13:23	1
Potassium	650	F1	25	4.1	mg/Kg	☼	02/24/16 09:03	02/26/16 13:23	1
Selenium	0.50	F1	0.50	0.25	mg/Kg	☼	02/24/16 09:03	02/26/16 13:23	1
Silver	<0.25		0.25	0.059	mg/Kg	☼	02/24/16 09:03	02/26/16 13:23	1
Sodium	810		50	6.6	mg/Kg	☼	02/24/16 09:03	02/26/16 13:23	1
Thallium	<0.50		0.50	0.25	mg/Kg	☼	02/24/16 09:03	02/26/16 13:23	1
Vanadium	15		0.25	0.073	mg/Kg	☼	02/24/16 09:03	02/26/16 13:23	1
Zinc	47	F1	10	3.2	mg/Kg	☼	02/24/16 09:03	02/25/16 23:54	10

Method: 6010B - Metals (ICP) - TCLP

Analyte	Result	Qualifier	RL	MDL	Unit	D	Prepared	Analyzed	Dil Fac
Barium	0.59		0.50	0.050	mg/L		02/23/16 09:18	02/24/16 23:06	1
Beryllium	<0.0040		0.0040	0.0040	mg/L		02/23/16 09:18	02/24/16 23:06	1
Boron	0.60		0.50	0.050	mg/L		02/23/16 09:18	02/24/16 23:06	1

TestAmerica Chicago

Client Sample Results

Client: Ecology and Environment, Inc.
Project/Site: IDOT - IL 38 - WO 008

TestAmerica Job ID: 500-107642-11

Client Sample ID: 3011-36-B01 (0-1)

Lab Sample ID: 500-107642-21

Date Collected: 02/16/16 09:20

Matrix: Solid

Date Received: 02/17/16 07:45

Percent Solids: 84.6

Method: 6010B - Metals (ICP) - TCLP (Continued)

Analyte	Result	Qualifier	RL	MDL	Unit	D	Prepared	Analyzed	Dil Fac
Cadmium	<0.0050		0.0050	0.0020	mg/L		02/23/16 09:18	02/24/16 23:06	1
Chromium	<0.025		0.025	0.010	mg/L		02/23/16 09:18	02/24/16 23:06	1
Cobalt	<0.025		0.025	0.010	mg/L		02/23/16 09:18	02/24/16 23:06	1
Iron	<0.40		0.40	0.20	mg/L		02/23/16 09:18	02/24/16 23:06	1
Lead	<0.0075		0.0075	0.0075	mg/L		02/23/16 09:18	02/24/16 23:06	1
Manganese	1.9		0.025	0.010	mg/L		02/23/16 09:18	02/24/16 23:06	1
Nickel	<0.025		0.025	0.010	mg/L		02/23/16 09:18	02/24/16 23:06	1
Selenium	<0.050		0.050	0.020	mg/L		02/23/16 09:18	02/24/16 23:06	1
Silver	<0.025		0.025	0.010	mg/L		02/23/16 09:18	02/24/16 23:06	1
Zinc	0.25	J	0.50	0.020	mg/L		02/23/16 09:18	02/24/16 23:06	1

Method: 6010B - Metals (ICP) - SPLP East

Analyte	Result	Qualifier	RL	MDL	Unit	D	Prepared	Analyzed	Dil Fac
Manganese	0.17		0.025	0.010	mg/L		02/23/16 09:23	02/25/16 06:26	1

Method: 6020A - Metals (ICP/MS) - TCLP

Analyte	Result	Qualifier	RL	MDL	Unit	D	Prepared	Analyzed	Dil Fac
Antimony	<0.0060		0.0060	0.0060	mg/L		02/23/16 09:18	02/23/16 18:09	1
Thallium	<0.0020		0.0020	0.0020	mg/L		02/23/16 09:18	02/23/16 18:09	1

Method: 7470A - TCLP Mercury - TCLP

Analyte	Result	Qualifier	RL	MDL	Unit	D	Prepared	Analyzed	Dil Fac
Mercury	<0.00020	^	0.00020	0.00020	mg/L		02/22/16 15:15	02/23/16 11:03	1

Method: 7471B - Mercury (CVAA)

Analyte	Result	Qualifier	RL	MDL	Unit	D	Prepared	Analyzed	Dil Fac
Mercury	0.098		0.019	0.010	mg/Kg	☼	02/23/16 15:15	02/24/16 10:03	1

General Chemistry

Analyte	Result	Qualifier	RL	MDL	Unit	D	Prepared	Analyzed	Dil Fac
pH	8.10		0.200	0.200	SU			02/20/16 13:25	1

Definitions/Glossary

Client: Ecology and Environment, Inc.
Project/Site: IDOT - IL 38 - WO 008

TestAmerica Job ID: 500-107642-11

Qualifiers

GC/MS VOA

Qualifier	Qualifier Description
*	LCS or LCSD is outside acceptance limits.

GC/MS Semi VOA

Qualifier	Qualifier Description
J	Result is less than the RL but greater than or equal to the MDL and the concentration is an approximate value.

Metals

Qualifier	Qualifier Description
^	ICV,CCV,ICB,CCB, ISA, ISB, CRI, CRA, DLCK or MRL standard: Instrument related QC is outside acceptance limits.
J	Result is less than the RL but greater than or equal to the MDL and the concentration is an approximate value.
B	Compound was found in the blank and sample.
F2	MS/MSD RPD exceeds control limits
F1	MS and/or MSD Recovery is outside acceptance limits.
F3	Duplicate RPD exceeds the control limit
F5	Duplicate RPD exceeds limit, and one or both sample results are less than 5 times RL. The data are considered valid because the absolute difference is less than the RL.
4	MS, MSD: The analyte present in the original sample is greater than 4 times the matrix spike concentration; therefore, control limits are not applicable.

Glossary

Abbreviation	These commonly used abbreviations may or may not be present in this report.
α	Listed under the "D" column to designate that the result is reported on a dry weight basis
%R	Percent Recovery
CFL	Contains Free Liquid
CNF	Contains no Free Liquid
DER	Duplicate error ratio (normalized absolute difference)
Dil Fac	Dilution Factor
DL, RA, RE, IN	Indicates a Dilution, Re-analysis, Re-extraction, or additional Initial metals/anion analysis of the sample
DLC	Decision level concentration
MDA	Minimum detectable activity
EDL	Estimated Detection Limit
MDC	Minimum detectable concentration
MDL	Method Detection Limit
ML	Minimum Level (Dioxin)
NC	Not Calculated
ND	Not detected at the reporting limit (or MDL or EDL if shown)
PQL	Practical Quantitation Limit
QC	Quality Control
RER	Relative error ratio
RL	Reporting Limit or Requested Limit (Radiochemistry)
RPD	Relative Percent Difference, a measure of the relative difference between two points
TEF	Toxicity Equivalent Factor (Dioxin)
TEQ	Toxicity Equivalent Quotient (Dioxin)

Certification Summary

Client: Ecology and Environment, Inc.
Project/Site: IDOT - IL 38 - WO 008

TestAmerica Job ID: 500-107642-11


Laboratory: TestAmerica Chicago

Unless otherwise noted, all analytes for this laboratory were covered under each certification below.

Authority	Program	EPA Region	Certification ID	Expiration Date
Illinois	NELAP	5	100201	04-30-16

The following analytes are included in this report, but certification is not offered by the governing authority:

Analysis Method	Prep Method	Matrix	Analyte
6020A	3010A	Solid	Antimony
6020A	3010A	Solid	Thallium
8260B	5035	Solid	1,3-Dichloropropene, Total
Moisture		Solid	Percent Moisture
Moisture		Solid	Percent Solids



Login Sample Receipt Checklist

Client: Ecology and Environment, Inc.

Job Number: 500-107642-11

Login Number: 107642

List Source: TestAmerica Chicago

List Number: 1

Creator: Scott, Sherri L

Question	Answer	Comment
Radioactivity wasn't checked or is \leq background as measured by a survey meter.	True	
The cooler's custody seal, if present, is intact.	True	
Sample custody seals, if present, are intact.	True	
The cooler or samples do not appear to have been compromised or tampered with.	True	
Samples were received on ice.	True	
Cooler Temperature is acceptable.	True	
Cooler Temperature is recorded.	True	2.8,2.5,3.2,3.5
COC is present.	True	
COC is filled out in ink and legible.	True	
COC is filled out with all pertinent information.	True	
Is the Field Sampler's name present on COC?	True	
There are no discrepancies between the containers received and the COC.	True	
Samples are received within Holding Time (excluding tests with immediate HTs)	True	
Sample containers have legible labels.	True	
Containers are not broken or leaking.	True	
Sample collection date/times are provided.	True	
Appropriate sample containers are used.	True	
Sample bottles are completely filled.	True	
Sample Preservation Verified.	True	
There is sufficient vol. for all requested analyses, incl. any requested MS/MSDs	True	
Containers requiring zero headspace have no headspace or bubble is <math><6\text{mm}</math> (1/4").	N/A	
Multiphasic samples are not present.	True	
Samples do not require splitting or compositing.	True	
Residual Chlorine Checked.	N/A	



TestAmerica

THE LEADER IN ENVIRONMENTAL TESTING

ANALYTICAL REPORT

TestAmerica Laboratories, Inc.
TestAmerica Chicago
2417 Bond Street
University Park, IL 60484
Tel: (708)534-5200

TestAmerica Job ID: 500-107642-8
Client Project/Site: IDOT - IL 38 - WO 008

For:
Ecology and Environment, Inc.
33 West Monroe St.
Suite 1410
Chicago, Illinois 60603

Attn: Mr. Dean Tiebout

Jodie Bracken

Authorized for release by:
2/29/2016 5:10:40 PM
Jodie Bracken, Project Management Assistant II
jodie.bracken@testamericainc.com

Designee for
Richard Wright, Senior Project Manager
(708)534-5200
richard.wright@testamericainc.com

LINKS

Review your project
results through
TotalAccess

Have a Question?



Visit us at:
www.testamericainc.com

The test results in this report meet all 2003 NELAC and 2009 TNI requirements for accredited parameters, exceptions are noted in this report. This report may not be reproduced except in full, and with written approval from the laboratory. For questions please contact the Project Manager at the e-mail address or telephone number listed on this page.

This report has been electronically signed and authorized by the signatory. Electronic signature is intended to be the legally binding equivalent of a traditionally handwritten signature.

Results relate only to the items tested and the sample(s) as received by the laboratory.

1

2

3

4

5

6

7

8

9

10



Table of Contents

Cover Page	1
Table of Contents	2
Case Narrative	3
Detection Summary	4
Sample Summary	5
Client Sample Results	6
Definitions	10
Certification Summary	11
Chain of Custody	12
Receipt Checklists	13

Case Narrative

Client: Ecology and Environment, Inc.
Project/Site: IDOT - IL 38 - WO 008

TestAmerica Job ID: 500-107642-8

Job ID: 500-107642-8

Laboratory: TestAmerica Chicago

Narrative

Job Narrative 500-107642-8

Comments

No additional comments.

Receipt

The samples were received on 2/17/2016 7:45 AM; the samples arrived in good condition, properly preserved and, where required, on ice. The temperatures of the 4 coolers at receipt time were 2.5° C, 2.8° C, 3.2° C and 3.5° C.

GC/MS VOA

Method(s) 8260B: The following analyte recovered outside control limits for the LCS/LCSD associated with 500-324219: Bromomethane. This is not indicative of a systematic control problem because this was a random marginal exceedance. Qualified results have been reported.

No additional analytical or quality issues were noted, other than those described above or in the Definitions/Glossary page.

GC/MS Semi VOA

Method(s) 8270D: The following sample contained one acid surrogate and/or one base/neutral surrogate outside acceptance limits: 3011-33-B01 (0-1) (500-107642-18), (500-107642-E-1-B MS) and (500-107642-E-1-C MSD). The laboratory's SOP allows one acid and one base/neutral surrogate to be outside acceptance limits; therefore, re-extraction was not performed. These results have been reported and qualified.

No additional analytical or quality issues were noted, other than those described above or in the Definitions/Glossary page.

Metals

Method(s) 6010B: The method blank for preparation batch 500-324239 and analytical batch 500-324569 contained Calcium, Chromium, and Magnesium above the reporting limit (RL). Associated samples 3011-33-B01 (0-1) (500-107642-18) and (500-107642-E-1-H) were not re-extracted and/or re-analyzed because results were greater than 10X the value found in the method blank.

No additional analytical or quality issues were noted, other than those described above or in the Definitions/Glossary page.

General Chemistry

No analytical or quality issues were noted, other than those described in the Definitions/Glossary page.

Organic Prep

No analytical or quality issues were noted, other than those described in the Definitions/Glossary page.

Detection Summary

Client: Ecology and Environment, Inc.
Project/Site: IDOT - IL 38 - WO 008

TestAmerica Job ID: 500-107642-8

Client Sample ID: 3011-33-B01 (0-1)

Lab Sample ID: 500-107642-18

Analyte	Result	Qualifier	RL	MDL	Unit	Dil Fac	D	Method	Prep Type
Acetone	0.11		0.022	0.0043	mg/Kg	1	☼	8260B	Total/NA
2-Butanone (MEK)	0.013		0.0056	0.0020	mg/Kg	1	☼	8260B	Total/NA
Phenanthrene	0.062		0.036	0.0051	mg/Kg	1	☼	8270D	Total/NA
Anthracene	0.011	J	0.036	0.0061	mg/Kg	1	☼	8270D	Total/NA
Fluoranthene	0.087		0.036	0.0068	mg/Kg	1	☼	8270D	Total/NA
Pyrene	0.20		0.036	0.0072	mg/Kg	1	☼	8270D	Total/NA
Benzo[a]anthracene	0.061		0.036	0.0049	mg/Kg	1	☼	8270D	Total/NA
Chrysene	0.092		0.036	0.0099	mg/Kg	1	☼	8270D	Total/NA
Benzo[b]fluoranthene	0.13		0.036	0.0079	mg/Kg	1	☼	8270D	Total/NA
Benzo[k]fluoranthene	0.051		0.036	0.011	mg/Kg	1	☼	8270D	Total/NA
Benzo[a]pyrene	0.081		0.036	0.0071	mg/Kg	1	☼	8270D	Total/NA
Indeno[1,2,3-cd]pyrene	0.088		0.036	0.0095	mg/Kg	1	☼	8270D	Total/NA
Benzo[g,h,i]perylene	0.12		0.036	0.012	mg/Kg	1	☼	8270D	Total/NA
Antimony	0.31	J	0.96	0.20	mg/Kg	1	☼	6010B	Total/NA
Arsenic	4.7		0.48	0.22	mg/Kg	1	☼	6010B	Total/NA
Barium	48		0.48	0.088	mg/Kg	1	☼	6010B	Total/NA
Beryllium	0.29		0.19	0.042	mg/Kg	1	☼	6010B	Total/NA
Boron	5.7		2.4	0.34	mg/Kg	1	☼	6010B	Total/NA
Cadmium	0.23		0.096	0.028	mg/Kg	1	☼	6010B	Total/NA
Calcium	110000	B	96	31	mg/Kg	10	☼	6010B	Total/NA
Chromium	9.8	B	0.48	0.083	mg/Kg	1	☼	6010B	Total/NA
Cobalt	5.8		0.24	0.055	mg/Kg	1	☼	6010B	Total/NA
Copper	10		0.48	0.10	mg/Kg	1	☼	6010B	Total/NA
Iron	9000	B	9.6	3.7	mg/Kg	1	☼	6010B	Total/NA
Lead	53		0.24	0.12	mg/Kg	1	☼	6010B	Total/NA
Magnesium	60000	B	48	20	mg/Kg	10	☼	6010B	Total/NA
Manganese	390		0.48	0.096	mg/Kg	1	☼	6010B	Total/NA
Nickel	12	B	0.48	0.13	mg/Kg	1	☼	6010B	Total/NA
Potassium	540		24	3.9	mg/Kg	1	☼	6010B	Total/NA
Selenium	0.48		0.48	0.24	mg/Kg	1	☼	6010B	Total/NA
Sodium	1700		48	6.4	mg/Kg	1	☼	6010B	Total/NA
Thallium	0.32	J	0.48	0.24	mg/Kg	1	☼	6010B	Total/NA
Vanadium	13		0.24	0.070	mg/Kg	1	☼	6010B	Total/NA
Zinc	54	B	4.8	1.5	mg/Kg	5	☼	6010B	Total/NA
Barium	0.45	J	0.50	0.050	mg/L	1		6010B	TCLP
Boron	0.44	J	0.50	0.050	mg/L	1		6010B	TCLP
Manganese	0.98		0.025	0.010	mg/L	1		6010B	TCLP
Zinc	0.81	B F1	0.50	0.020	mg/L	1		6010B	TCLP
Manganese	0.83		0.025	0.010	mg/L	1		6010B	SPLP East
Mercury	0.12		0.018	0.0095	mg/Kg	1	☼	7471B	Total/NA
pH	8.29		0.200	0.200	SU	1		9045D	Total/NA

This Detection Summary does not include radiochemical test results.

TestAmerica Chicago

Sample Summary

Client: Ecology and Environment, Inc.
Project/Site: IDOT - IL 38 - WO 008

TestAmerica Job ID: 500-107642-8

Lab Sample ID	Client Sample ID	Matrix	Collected	Received
500-107642-18	3011-33-B01 (0-1)	Solid	02/16/16 09:30	02/17/16 07:45

1

2

3

4

5

6

7

8

9

10

Client Sample Results

Client: Ecology and Environment, Inc.
Project/Site: IDOT - IL 38 - WO 008

TestAmerica Job ID: 500-107642-8

Client Sample ID: 3011-33-B01 (0-1)

Lab Sample ID: 500-107642-18

Date Collected: 02/16/16 09:30

Matrix: Solid

Date Received: 02/17/16 07:45

Percent Solids: 87.2

Method: 8260B - Volatile Organic Compounds (GC/MS)

Analyte	Result	Qualifier	RL	MDL	Unit	D	Prepared	Analyzed	Dil Fac
Acetone	0.11		0.022	0.0043	mg/Kg	☼	02/16/16 09:30	02/24/16 18:01	1
Benzene	<0.0056		0.0056	0.0012	mg/Kg	☼	02/16/16 09:30	02/24/16 18:01	1
Bromodichloromethane	<0.0056		0.0056	0.00094	mg/Kg	☼	02/16/16 09:30	02/24/16 18:01	1
Bromoform	<0.0056		0.0056	0.0011	mg/Kg	☼	02/16/16 09:30	02/24/16 18:01	1
Bromomethane	<0.0056 *		0.0056	0.0021	mg/Kg	☼	02/16/16 09:30	02/24/16 18:01	1
2-Butanone (MEK)	0.013		0.0056	0.0020	mg/Kg	☼	02/16/16 09:30	02/24/16 18:01	1
Carbon disulfide	<0.0056		0.0056	0.0021	mg/Kg	☼	02/16/16 09:30	02/24/16 18:01	1
Carbon tetrachloride	<0.0056		0.0056	0.0012	mg/Kg	☼	02/16/16 09:30	02/24/16 18:01	1
Chlorobenzene	<0.0056		0.0056	0.0013	mg/Kg	☼	02/16/16 09:30	02/24/16 18:01	1
Chloroethane	<0.0056		0.0056	0.0023	mg/Kg	☼	02/16/16 09:30	02/24/16 18:01	1
Chloroform	<0.0056		0.0056	0.0011	mg/Kg	☼	02/16/16 09:30	02/24/16 18:01	1
Chloromethane	<0.0056		0.0056	0.0013	mg/Kg	☼	02/16/16 09:30	02/24/16 18:01	1
cis-1,2-Dichloroethene	<0.0056		0.0056	0.0011	mg/Kg	☼	02/16/16 09:30	02/24/16 18:01	1
cis-1,3-Dichloropropene	<0.0056		0.0056	0.0013	mg/Kg	☼	02/16/16 09:30	02/24/16 18:01	1
Dibromochloromethane	<0.0056		0.0056	0.00064	mg/Kg	☼	02/16/16 09:30	02/24/16 18:01	1
1,1-Dichloroethane	<0.0056		0.0056	0.0011	mg/Kg	☼	02/16/16 09:30	02/24/16 18:01	1
1,2-Dichloroethane	<0.0056		0.0056	0.00083	mg/Kg	☼	02/16/16 09:30	02/24/16 18:01	1
1,1-Dichloroethene	<0.0056		0.0056	0.0020	mg/Kg	☼	02/16/16 09:30	02/24/16 18:01	1
1,2-Dichloropropane	<0.0056		0.0056	0.0015	mg/Kg	☼	02/16/16 09:30	02/24/16 18:01	1
1,3-Dichloropropane, Total	<0.0056		0.0056	0.0016	mg/Kg	☼	02/16/16 09:30	02/24/16 18:01	1
Ethylbenzene	<0.0056		0.0056	0.0014	mg/Kg	☼	02/16/16 09:30	02/24/16 18:01	1
2-Hexanone	<0.0056		0.0056	0.0017	mg/Kg	☼	02/16/16 09:30	02/24/16 18:01	1
Methylene Chloride	<0.0056		0.0056	0.0042	mg/Kg	☼	02/16/16 09:30	02/24/16 18:01	1
4-Methyl-2-pentanone (MIBK)	<0.0056		0.0056	0.0011	mg/Kg	☼	02/16/16 09:30	02/24/16 18:01	1
Methyl tert-butyl ether	<0.0056		0.0056	0.0013	mg/Kg	☼	02/16/16 09:30	02/24/16 18:01	1
Styrene	<0.0056		0.0056	0.0013	mg/Kg	☼	02/16/16 09:30	02/24/16 18:01	1
1,1,2,2-Tetrachloroethane	<0.0056		0.0056	0.00089	mg/Kg	☼	02/16/16 09:30	02/24/16 18:01	1
Tetrachloroethene	<0.0056		0.0056	0.0012	mg/Kg	☼	02/16/16 09:30	02/24/16 18:01	1
Toluene	<0.0056		0.0056	0.0019	mg/Kg	☼	02/16/16 09:30	02/24/16 18:01	1
trans-1,2-Dichloroethene	<0.0056		0.0056	0.0014	mg/Kg	☼	02/16/16 09:30	02/24/16 18:01	1
trans-1,3-Dichloropropene	<0.0056		0.0056	0.0016	mg/Kg	☼	02/16/16 09:30	02/24/16 18:01	1
1,1,1-Trichloroethane	<0.0056		0.0056	0.0013	mg/Kg	☼	02/16/16 09:30	02/24/16 18:01	1
1,1,2-Trichloroethane	<0.0056		0.0056	0.0011	mg/Kg	☼	02/16/16 09:30	02/24/16 18:01	1
Trichloroethene	<0.0056		0.0056	0.0015	mg/Kg	☼	02/16/16 09:30	02/24/16 18:01	1
Vinyl acetate	<0.0056		0.0056	0.0015	mg/Kg	☼	02/16/16 09:30	02/24/16 18:01	1
Vinyl chloride	<0.0056		0.0056	0.0013	mg/Kg	☼	02/16/16 09:30	02/24/16 18:01	1
Xylenes, Total	<0.011		0.011	0.0021	mg/Kg	☼	02/16/16 09:30	02/24/16 18:01	1

Surrogate	%Recovery	Qualifier	Limits	Prepared	Analyzed	Dil Fac
4-Bromofluorobenzene (Surr)	99		70 - 122	02/16/16 09:30	02/24/16 18:01	1
Dibromofluoromethane	99		75 - 120	02/16/16 09:30	02/24/16 18:01	1
1,2-Dichloroethane-d4 (Surr)	88		70 - 134	02/16/16 09:30	02/24/16 18:01	1
Toluene-d8 (Surr)	104		75 - 122	02/16/16 09:30	02/24/16 18:01	1

Method: 8270D - Semivolatile Organic Compounds (GC/MS)

Analyte	Result	Qualifier	RL	MDL	Unit	D	Prepared	Analyzed	Dil Fac
Phenol	<0.18		0.18	0.081	mg/Kg	☼	02/22/16 07:04	02/27/16 03:50	1
Bis(2-chloroethyl)ether	<0.18		0.18	0.055	mg/Kg	☼	02/22/16 07:04	02/27/16 03:50	1
1,3-Dichlorobenzene	<0.18		0.18	0.041	mg/Kg	☼	02/22/16 07:04	02/27/16 03:50	1
1,4-Dichlorobenzene	<0.18		0.18	0.047	mg/Kg	☼	02/22/16 07:04	02/27/16 03:50	1

TestAmerica Chicago

Client Sample Results

Client: Ecology and Environment, Inc.
Project/Site: IDOT - IL 38 - WO 008

TestAmerica Job ID: 500-107642-8

Client Sample ID: 3011-33-B01 (0-1)

Lab Sample ID: 500-107642-18

Date Collected: 02/16/16 09:30

Matrix: Solid

Date Received: 02/17/16 07:45

Percent Solids: 87.2

Method: 8270D - Semivolatile Organic Compounds (GC/MS) (Continued)

Analyte	Result	Qualifier	RL	MDL	Unit	D	Prepared	Analyzed	Dil Fac
1,2-Dichlorobenzene	<0.18		0.18	0.044	mg/Kg	☼	02/22/16 07:04	02/27/16 03:50	1
2-Methylphenol	<0.18		0.18	0.059	mg/Kg	☼	02/22/16 07:04	02/27/16 03:50	1
2,2'-oxybis[1-chloropropane]	<0.18		0.18	0.042	mg/Kg	☼	02/22/16 07:04	02/27/16 03:50	1
N-Nitrosodi-n-propylamine	<0.074		0.074	0.045	mg/Kg	☼	02/22/16 07:04	02/27/16 03:50	1
Hexachloroethane	<0.18		0.18	0.055	mg/Kg	☼	02/22/16 07:04	02/27/16 03:50	1
2-Chlorophenol	<0.18		0.18	0.062	mg/Kg	☼	02/22/16 07:04	02/27/16 03:50	1
Nitrobenzene	<0.036		0.036	0.0091	mg/Kg	☼	02/22/16 07:04	02/27/16 03:50	1
Bis(2-chloroethoxy)methane	<0.18		0.18	0.037	mg/Kg	☼	02/22/16 07:04	02/27/16 03:50	1
1,2,4-Trichlorobenzene	<0.18		0.18	0.039	mg/Kg	☼	02/22/16 07:04	02/27/16 03:50	1
Isophorone	<0.18		0.18	0.041	mg/Kg	☼	02/22/16 07:04	02/27/16 03:50	1
2,4-Dimethylphenol	<0.36		0.36	0.14	mg/Kg	☼	02/22/16 07:04	02/27/16 03:50	1
Hexachlorobutadiene	<0.18		0.18	0.057	mg/Kg	☼	02/22/16 07:04	02/27/16 03:50	1
Naphthalene	<0.036		0.036	0.0056	mg/Kg	☼	02/22/16 07:04	02/27/16 03:50	1
2,4-Dichlorophenol	<0.36		0.36	0.087	mg/Kg	☼	02/22/16 07:04	02/27/16 03:50	1
4-Chloroaniline	<0.74		0.74	0.17	mg/Kg	☼	02/22/16 07:04	02/27/16 03:50	1
2,4,6-Trichlorophenol	<0.36		0.36	0.13	mg/Kg	☼	02/22/16 07:04	02/27/16 03:50	1
2,4,5-Trichlorophenol	<0.36		0.36	0.083	mg/Kg	☼	02/22/16 07:04	02/27/16 03:50	1
Hexachlorocyclopentadiene	<0.74		0.74	0.21	mg/Kg	☼	02/22/16 07:04	02/27/16 03:50	1
2-Methylnaphthalene	<0.036		0.036	0.0067	mg/Kg	☼	02/22/16 07:04	02/27/16 03:50	1
2-Nitroaniline	<0.18		0.18	0.049	mg/Kg	☼	02/22/16 07:04	02/27/16 03:50	1
2-Chloronaphthalene	<0.18		0.18	0.040	mg/Kg	☼	02/22/16 07:04	02/27/16 03:50	1
4-Chloro-3-methylphenol	<0.36		0.36	0.12	mg/Kg	☼	02/22/16 07:04	02/27/16 03:50	1
2,6-Dinitrotoluene	<0.18		0.18	0.072	mg/Kg	☼	02/22/16 07:04	02/27/16 03:50	1
2-Nitrophenol	<0.36		0.36	0.086	mg/Kg	☼	02/22/16 07:04	02/27/16 03:50	1
3-Nitroaniline	<0.36		0.36	0.11	mg/Kg	☼	02/22/16 07:04	02/27/16 03:50	1
Dimethyl phthalate	<0.18		0.18	0.048	mg/Kg	☼	02/22/16 07:04	02/27/16 03:50	1
2,4-Dinitrophenol	<0.74		0.74	0.64	mg/Kg	☼	02/22/16 07:04	02/27/16 03:50	1
Acenaphthylene	<0.036		0.036	0.0048	mg/Kg	☼	02/22/16 07:04	02/27/16 03:50	1
2,4-Dinitrotoluene	<0.18		0.18	0.058	mg/Kg	☼	02/22/16 07:04	02/27/16 03:50	1
Acenaphthene	<0.036		0.036	0.0066	mg/Kg	☼	02/22/16 07:04	02/27/16 03:50	1
Dibenzofuran	<0.18		0.18	0.043	mg/Kg	☼	02/22/16 07:04	02/27/16 03:50	1
4-Nitrophenol	<0.74		0.74	0.35	mg/Kg	☼	02/22/16 07:04	02/27/16 03:50	1
Fluorene	<0.036		0.036	0.0051	mg/Kg	☼	02/22/16 07:04	02/27/16 03:50	1
4-Nitroaniline	<0.36		0.36	0.15	mg/Kg	☼	02/22/16 07:04	02/27/16 03:50	1
4-Bromophenyl phenyl ether	<0.18		0.18	0.048	mg/Kg	☼	02/22/16 07:04	02/27/16 03:50	1
Hexachlorobenzene	<0.074		0.074	0.0085	mg/Kg	☼	02/22/16 07:04	02/27/16 03:50	1
Diethyl phthalate	<0.18		0.18	0.062	mg/Kg	☼	02/22/16 07:04	02/27/16 03:50	1
4-Chlorophenyl phenyl ether	<0.18		0.18	0.043	mg/Kg	☼	02/22/16 07:04	02/27/16 03:50	1
Pentachlorophenol	<0.74		0.74	0.59	mg/Kg	☼	02/22/16 07:04	02/27/16 03:50	1
N-Nitrosodiphenylamine	<0.18		0.18	0.043	mg/Kg	☼	02/22/16 07:04	02/27/16 03:50	1
4,6-Dinitro-2-methylphenol	<0.74		0.74	0.29	mg/Kg	☼	02/22/16 07:04	02/27/16 03:50	1
Phenanthrene	0.062		0.036	0.0051	mg/Kg	☼	02/22/16 07:04	02/27/16 03:50	1
Anthracene	0.011 J		0.036	0.0061	mg/Kg	☼	02/22/16 07:04	02/27/16 03:50	1
Carbazole	<0.18		0.18	0.091	mg/Kg	☼	02/22/16 07:04	02/27/16 03:50	1
Di-n-butyl phthalate	<0.18		0.18	0.056	mg/Kg	☼	02/22/16 07:04	02/27/16 03:50	1
Fluoranthene	0.087		0.036	0.0068	mg/Kg	☼	02/22/16 07:04	02/27/16 03:50	1
Pyrene	0.20		0.036	0.0072	mg/Kg	☼	02/22/16 07:04	02/27/16 03:50	1
Butyl benzyl phthalate	<0.18		0.18	0.069	mg/Kg	☼	02/22/16 07:04	02/27/16 03:50	1
Benzo[a]anthracene	0.061		0.036	0.0049	mg/Kg	☼	02/22/16 07:04	02/27/16 03:50	1

TestAmerica Chicago

Client Sample Results

Client: Ecology and Environment, Inc.
Project/Site: IDOT - IL 38 - WO 008

TestAmerica Job ID: 500-107642-8

Client Sample ID: 3011-33-B01 (0-1)

Lab Sample ID: 500-107642-18

Date Collected: 02/16/16 09:30

Matrix: Solid

Date Received: 02/17/16 07:45

Percent Solids: 87.2

Method: 8270D - Semivolatile Organic Compounds (GC/MS) (Continued)

Analyte	Result	Qualifier	RL	MDL	Unit	D	Prepared	Analyzed	Dil Fac
Chrysene	0.092		0.036	0.0099	mg/Kg	☼	02/22/16 07:04	02/27/16 03:50	1
3,3'-Dichlorobenzidine	<0.18		0.18	0.051	mg/Kg	☼	02/22/16 07:04	02/27/16 03:50	1
Bis(2-ethylhexyl) phthalate	<0.18		0.18	0.067	mg/Kg	☼	02/22/16 07:04	02/27/16 03:50	1
Di-n-octyl phthalate	<0.18		0.18	0.059	mg/Kg	☼	02/22/16 07:04	02/27/16 03:50	1
Benzo[b]fluoranthene	0.13		0.036	0.0079	mg/Kg	☼	02/22/16 07:04	02/27/16 03:50	1
Benzo[k]fluoranthene	0.051		0.036	0.011	mg/Kg	☼	02/22/16 07:04	02/27/16 03:50	1
Benzo[a]pyrene	0.081		0.036	0.0071	mg/Kg	☼	02/22/16 07:04	02/27/16 03:50	1
Indeno[1,2,3-cd]pyrene	0.088		0.036	0.0095	mg/Kg	☼	02/22/16 07:04	02/27/16 03:50	1
Dibenz(a,h)anthracene	<0.036		0.036	0.0070	mg/Kg	☼	02/22/16 07:04	02/27/16 03:50	1
Benzo[g,h,i]perylene	0.12		0.036	0.012	mg/Kg	☼	02/22/16 07:04	02/27/16 03:50	1
3 & 4 Methylphenol	<0.18		0.18	0.061	mg/Kg	☼	02/22/16 07:04	02/27/16 03:50	1

Surrogate	%Recovery	Qualifier	Limits	Prepared	Analyzed	Dil Fac
2-Fluorophenol	77		25 - 110	02/22/16 07:04	02/27/16 03:50	1
Phenol-d5	81		31 - 110	02/22/16 07:04	02/27/16 03:50	1
Nitrobenzene-d5	74		25 - 115	02/22/16 07:04	02/27/16 03:50	1
2-Fluorobiphenyl	72		25 - 119	02/22/16 07:04	02/27/16 03:50	1
2,4,6-Tribromophenol	78		35 - 137	02/22/16 07:04	02/27/16 03:50	1
Terphenyl-d14	168	X	36 - 134	02/22/16 07:04	02/27/16 03:50	1

Method: 6010B - Metals (ICP)

Analyte	Result	Qualifier	RL	MDL	Unit	D	Prepared	Analyzed	Dil Fac
Antimony	0.31	J	0.96	0.20	mg/Kg	☼	02/24/16 08:46	02/26/16 03:17	1
Arsenic	4.7		0.48	0.22	mg/Kg	☼	02/24/16 08:46	02/26/16 03:17	1
Barium	48		0.48	0.088	mg/Kg	☼	02/24/16 08:46	02/26/16 03:17	1
Beryllium	0.29		0.19	0.042	mg/Kg	☼	02/24/16 08:46	02/26/16 03:17	1
Boron	5.7		2.4	0.34	mg/Kg	☼	02/24/16 08:46	02/26/16 03:17	1
Cadmium	0.23		0.096	0.028	mg/Kg	☼	02/24/16 08:46	02/26/16 03:17	1
Calcium	110000	B	96	31	mg/Kg	☼	02/24/16 08:46	02/26/16 05:18	10
Chromium	9.8	B	0.48	0.083	mg/Kg	☼	02/24/16 08:46	02/26/16 03:17	1
Cobalt	5.8		0.24	0.055	mg/Kg	☼	02/24/16 08:46	02/26/16 03:17	1
Copper	10		0.48	0.10	mg/Kg	☼	02/24/16 08:46	02/26/16 03:17	1
Iron	9000	B	9.6	3.7	mg/Kg	☼	02/24/16 08:46	02/26/16 03:17	1
Lead	53		0.24	0.12	mg/Kg	☼	02/24/16 08:46	02/26/16 03:17	1
Magnesium	60000	B	48	20	mg/Kg	☼	02/24/16 08:46	02/26/16 05:18	10
Manganese	390		0.48	0.096	mg/Kg	☼	02/24/16 08:46	02/26/16 03:17	1
Nickel	12	B	0.48	0.13	mg/Kg	☼	02/24/16 08:46	02/26/16 03:17	1
Potassium	540		24	3.9	mg/Kg	☼	02/24/16 08:46	02/26/16 03:17	1
Selenium	0.48		0.48	0.24	mg/Kg	☼	02/24/16 08:46	02/26/16 03:17	1
Silver	<0.24		0.24	0.056	mg/Kg	☼	02/24/16 08:46	02/26/16 03:17	1
Sodium	1700		48	6.4	mg/Kg	☼	02/24/16 08:46	02/26/16 03:17	1
Thallium	0.32	J	0.48	0.24	mg/Kg	☼	02/24/16 08:46	02/26/16 03:17	1
Vanadium	13		0.24	0.070	mg/Kg	☼	02/24/16 08:46	02/26/16 03:17	1
Zinc	54	B	4.8	1.5	mg/Kg	☼	02/24/16 08:46	02/26/16 17:45	5

Method: 6010B - Metals (ICP) - TCLP

Analyte	Result	Qualifier	RL	MDL	Unit	D	Prepared	Analyzed	Dil Fac
Barium	0.45	J	0.50	0.050	mg/L		02/23/16 09:14	02/24/16 21:56	1
Beryllium	<0.0040		0.0040	0.0040	mg/L		02/23/16 09:14	02/24/16 21:56	1
Boron	0.44	J	0.50	0.050	mg/L		02/23/16 09:14	02/24/16 21:56	1

TestAmerica Chicago

Client Sample Results

Client: Ecology and Environment, Inc.
Project/Site: IDOT - IL 38 - WO 008

TestAmerica Job ID: 500-107642-8

Client Sample ID: 3011-33-B01 (0-1)

Lab Sample ID: 500-107642-18

Date Collected: 02/16/16 09:30

Matrix: Solid

Date Received: 02/17/16 07:45

Percent Solids: 87.2

Method: 6010B - Metals (ICP) - TCLP (Continued)

Analyte	Result	Qualifier	RL	MDL	Unit	D	Prepared	Analyzed	Dil Fac
Cadmium	<0.0050		0.0050	0.0020	mg/L		02/23/16 09:14	02/24/16 21:56	1
Chromium	<0.025		0.025	0.010	mg/L		02/23/16 09:14	02/24/16 21:56	1
Cobalt	<0.025		0.025	0.010	mg/L		02/23/16 09:14	02/24/16 21:56	1
Iron	<0.40		0.40	0.20	mg/L		02/23/16 09:14	02/24/16 21:56	1
Lead	<0.0075		0.0075	0.0075	mg/L		02/23/16 09:14	02/24/16 21:56	1
Manganese	0.98		0.025	0.010	mg/L		02/23/16 09:14	02/24/16 21:56	1
Nickel	<0.025		0.025	0.010	mg/L		02/23/16 09:14	02/24/16 21:56	1
Selenium	<0.050		0.050	0.020	mg/L		02/23/16 09:14	02/24/16 21:56	1
Silver	<0.025		0.025	0.010	mg/L		02/23/16 09:14	02/24/16 21:56	1
Zinc	0.81	B F1	0.50	0.020	mg/L		02/23/16 09:14	02/24/16 21:56	1

Method: 6010B - Metals (ICP) - SPLP East

Analyte	Result	Qualifier	RL	MDL	Unit	D	Prepared	Analyzed	Dil Fac
Manganese	0.83		0.025	0.010	mg/L		02/23/16 09:24	02/25/16 09:54	1

Method: 6020A - Metals (ICP/MS) - TCLP

Analyte	Result	Qualifier	RL	MDL	Unit	D	Prepared	Analyzed	Dil Fac
Antimony	<0.0060		0.0060	0.0060	mg/L		02/23/16 09:14	02/23/16 17:24	1
Thallium	<0.0020		0.0020	0.0020	mg/L		02/23/16 09:14	02/23/16 17:24	1

Method: 7470A - TCLP Mercury - TCLP

Analyte	Result	Qualifier	RL	MDL	Unit	D	Prepared	Analyzed	Dil Fac
Mercury	<0.00020		0.00020	0.00020	mg/L		02/22/16 15:15	02/23/16 12:32	1

Method: 7471B - Mercury (CVAA)

Analyte	Result	Qualifier	RL	MDL	Unit	D	Prepared	Analyzed	Dil Fac
Mercury	0.12		0.018	0.0095	mg/Kg	☼	02/23/16 15:15	02/24/16 13:56	1

General Chemistry

Analyte	Result	Qualifier	RL	MDL	Unit	D	Prepared	Analyzed	Dil Fac
pH	8.29		0.200	0.200	SU			02/20/16 13:10	1

Definitions/Glossary

Client: Ecology and Environment, Inc.
Project/Site: IDOT - IL 38 - WO 008

TestAmerica Job ID: 500-107642-8

Qualifiers

GC/MS VOA

Qualifier	Qualifier Description
*	LCS or LCSD is outside acceptance limits.

GC/MS Semi VOA

Qualifier	Qualifier Description
J	Result is less than the RL but greater than or equal to the MDL and the concentration is an approximate value.
X	Surrogate is outside control limits

Metals

Qualifier	Qualifier Description
J	Result is less than the RL but greater than or equal to the MDL and the concentration is an approximate value.
B	Compound was found in the blank and sample.
F1	MS and/or MSD Recovery is outside acceptance limits.

Glossary

Abbreviation	These commonly used abbreviations may or may not be present in this report.
α	Listed under the "D" column to designate that the result is reported on a dry weight basis
%R	Percent Recovery
CFL	Contains Free Liquid
CNF	Contains no Free Liquid
DER	Duplicate error ratio (normalized absolute difference)
Dil Fac	Dilution Factor
DL, RA, RE, IN	Indicates a Dilution, Re-analysis, Re-extraction, or additional Initial metals/anion analysis of the sample
DLC	Decision level concentration
MDA	Minimum detectable activity
EDL	Estimated Detection Limit
MDC	Minimum detectable concentration
MDL	Method Detection Limit
ML	Minimum Level (Dioxin)
NC	Not Calculated
ND	Not detected at the reporting limit (or MDL or EDL if shown)
PQL	Practical Quantitation Limit
QC	Quality Control
RER	Relative error ratio
RL	Reporting Limit or Requested Limit (Radiochemistry)
RPD	Relative Percent Difference, a measure of the relative difference between two points
TEF	Toxicity Equivalent Factor (Dioxin)
TEQ	Toxicity Equivalent Quotient (Dioxin)

Certification Summary

Client: Ecology and Environment, Inc.
Project/Site: IDOT - IL 38 - WO 008

TestAmerica Job ID: 500-107642-8


Laboratory: TestAmerica Chicago

Unless otherwise noted, all analytes for this laboratory were covered under each certification below.

Authority	Program	EPA Region	Certification ID	Expiration Date
Illinois	NELAP	5	100201	04-30-16

The following analytes are included in this report, but certification is not offered by the governing authority:

Analysis Method	Prep Method	Matrix	Analyte
6020A	3010A	Solid	Antimony
6020A	3010A	Solid	Thallium
8260B	5035	Solid	1,3-Dichloropropene, Total
Moisture		Solid	Percent Moisture
Moisture		Solid	Percent Solids



TestAmerica

THE LEADER IN ENVIRONMENTAL TESTING

2417 Bond Street, University Park, IL 60484
 Phone: 708.534.5200 Fax: 708.534.5211

Report To _____ (optional)	Bill To _____ (optional)
Contact: _____	Contact: _____
Company: _____	Company: _____
Address: _____	Address: _____
Address: _____	Address: _____
Phone: _____	Phone: _____
Fax: _____	Fax: _____
E-Mail: _____	PO#/Reference# _____

Chain of Custody Record

Lab Job #: 500-107642

Chain of Custody Number: _____

Page _____ of _____

Temperature °C of Cooler: _____

Client		Client Project #		Preservative		Parameter		Matrix		Comments	
Project Name		Lab Project #		Sampling		# of Containers		Matrix		Preservative Key	
Project Location/State		Lab PM		Date	Time					1. HCL, Cool to 4° 2. H2SO4, Cool to 4° 3. HNO3, Cool to 4° 4. NaOH, Cool to 4° 5. NaOH/Zn, Cool to 4° 6. NaHSO4 7. Cool to 4° 8. None 9. Other	
Lab ID	MS/MSD	Sample ID									
EE		1009741-0608-01									
EE		2036									
Kane County IL		58011864									
S. Cooper		D. Wright									
18		Soil-33-Bel (oil)	2-16-16	0930	2 S		VOC	SVOC	Totl PAH	Metals	PAH/6 Solids
							*	*	*	*	*
2-16-16											

Turnaround Time Required (Business Days) _____
 ___ 1 Day ___ 2 Days ___ 5 Days ___ 7 Days 10 Days ___ 15 Days ___ Other

Requested Due Date _____

Sample Disposal: Return to Client Disposal by Lab Archive for _____ Months (A fee may be assessed if samples are retained longer than 1 month)

Relinquished By: <u>[Signature]</u> Company: <u>EE</u> Date: <u>2/16/16</u> Time: <u>1530</u>	Received By: <u>[Signature]</u> Company: <u>TA</u> Date: <u>2/16/16</u> Time: <u>1530</u>	Lab Courier: <u>[Signature]</u>
Relinquished By: <u>[Signature]</u> Company: <u>TA</u> Date: <u>2/16/16</u> Time: <u>1715</u>	Received By: <u>[Signature]</u> Company: <u>TA-CHE</u> Date: <u>2/17/16</u> Time: <u>0745</u>	Shipped: _____
Relinquished By: _____ Company: _____ Date: _____ Time: _____	Received By: _____ Company: _____ Date: _____ Time: _____	Hand Delivered: _____

- Matrix Key
- WW - Wastewater
 - W - Water
 - S - Soil
 - SL - Sludge
 - MS - Miscellaneous
 - OL - Oil
 - A - Air
 - SE - Sediment
 - SO - Soil
 - L - Leachate
 - WI - Wipe
 - DW - Drinking Water
 - O - Other

Client Comments: _____

Lab Comments: _____

1
2
3
4
5
6
7
8
9
10

Login Sample Receipt Checklist

Client: Ecology and Environment, Inc.

Job Number: 500-107642-8

Login Number: 107642

List Source: TestAmerica Chicago

List Number: 1

Creator: Scott, Sherri L

Question	Answer	Comment
Radioactivity wasn't checked or is \leq background as measured by a survey meter.	True	
The cooler's custody seal, if present, is intact.	True	
Sample custody seals, if present, are intact.	True	
The cooler or samples do not appear to have been compromised or tampered with.	True	
Samples were received on ice.	True	
Cooler Temperature is acceptable.	True	
Cooler Temperature is recorded.	True	2.8,2.5,3.2,3.5
COC is present.	True	
COC is filled out in ink and legible.	True	
COC is filled out with all pertinent information.	True	
Is the Field Sampler's name present on COC?	True	
There are no discrepancies between the containers received and the COC.	True	
Samples are received within Holding Time (excluding tests with immediate HTs)	True	
Sample containers have legible labels.	True	
Containers are not broken or leaking.	True	
Sample collection date/times are provided.	True	
Appropriate sample containers are used.	True	
Sample bottles are completely filled.	True	
Sample Preservation Verified.	True	
There is sufficient vol. for all requested analyses, incl. any requested MS/MSDs	True	
Containers requiring zero headspace have no headspace or bubble is <math><6\text{mm}</math> (1/4").	N/A	
Multiphasic samples are not present.	True	
Samples do not require splitting or compositing.	True	
Residual Chlorine Checked.	N/A	





Bureau of Land • 1021 North Grand Avenue East • P.O. Box 19276 • Springfield • Illinois • 62794-9276

Uncontaminated Soil Certification by Licensed Professional Engineer or Licensed Professional Geologist for Use of Uncontaminated Soil as Fill in a CCDD or Uncontaminated Soil Fill Operation LPC-663

Revised in accordance with 35 Ill. Adm. Code 1100, as amended by PCB R2012-009 (eff. Aug. 27, 2012)

This certification form is to be used by professional engineers and professional geologists to certify, pursuant to 35 Ill. Adm. Code 1100.205(a)(1)(B), that soil (i) is uncontaminated soil and (ii) is within a pH range of 6.26 to 9.0. If you have questions about this form, please telephone the Bureau of Land Permit Section at 217/524-3300.

This form may be completed online, saved locally, printed and signed, and submitted to prospective clean construction or demolition debris (CCDD) fill operations or uncontaminated soil fill operations.

I. Source Location Information

(Describe the location of the source of the uncontaminated soil)

Project Name: FAP 347 (IL Route 38) Office Phone Number, if available: _____

Physical Site Location (address, including number and street):
46W 571 IL 38 ISGS #3011-37 (Residence)

City: Maple Park State: IL Zip Code: 60151

County: Kane Township: Virgil

Lat/Long of approximate center of site in decimal degrees (DD.ddddd) to five decimal places (e.g., 40.67890, -90.12345):

Latitude: 41.898646 Longitude: -88.517941
(Decimal Degrees) (-Decimal Degrees)

Identify how the lat/long data were determined:

- GPS Map Interpolation Photo Interpolation Survey Other

IEPA Site Number(s), if assigned: BOL: _____ BOW: _____ BOA: _____

II. Owner/Operator Information for Source Site

Site Owner

Site Operator

Name: Illinois Department of Transportation

Name: Illinois Department of Transportation

Street Address: 201 West Center Court

Street Address: 201 West Center Court

PO Box: _____

PO Box: _____

City: Schaumburg State: IL

City: Schaumburg State: IL

Zip Code: 60196-1096 Phone: 847-705-4159

Zip Code: 60196-1096 Phone: 847-705-4159

Contact: Sam Mead

Contact: Sam Mead

Email, if available: Sam.Mead@illinois.gov

Email, if available: Sam.Mead@illinois.gov

This Agency is authorized to require this information under Section 4 and Title X of the Environmental Protection Act (415 ILCS 5/4, 5/39). Failure to disclose this information may result in: a civil penalty of not to exceed \$50,000 for the violation and an additional civil penalty of not to exceed \$10,000 for each day during which the violation continues (415 ILCS 5/42). This form has been approved by the Forms Management Center.

Project Name: FAP 347 (IL Route 38)Latitude: 41.898646 Longitude: -88.517941Uncontaminated Site Certification**III. Basis for Certification and Attachments**

For each item listed below, reference the attachments to this form that provide the required information.

- a. A Description of the soil sample points and how they were determined to be sufficient in number and appropriately located 35 Ill. Adm. Code 1100.610(a)]:

Locations 3011-37-B01 and B02 were sampled within the construction zone adjacent to ISGS #3011-37 (Residence). Refer to PSI Report for ISGS #3011-37 (Residence) including Table 4-4, and Figures 4-6A&B.

- b. Analytical soil testing results to show that soil chemical constituents comply with the maximum allowable concentrations established pursuant to 35 Ill. Adm. Code Part 1100, Subpart F and that the soil pH is within the range of 6.25 to 9.0, including the documentation of chain of custody control, a copy of the lab analysis; the accreditation status of the laboratory performing the analysis; and certification by an authorized agent of the laboratory that the analysis has been performed in accordance with the Agency's rules for the accreditation of environmental and the scope of the accreditation [35 Ill. Adm. Code 1100.201(g), 1100.205(a), 1100.610]:

See attached data summary table and associated laboratory data package J107642-12.


IV. Certification Statement, Signature and Seal of Licensed Professional Engineer or Licensed Professional Geologist

I, Neil J. Brown (name of licensed professional engineer or geologist) certify under penalty of law that the information submitted, including but not limited to, all attachments and other information, is to the best of my knowledge and belief, true, accurate and complete. In accordance with the Environmental Protection Act [415 ILCS 5/22.51 or 22.51a] and 35 Ill. Adm. Code 1100.205(a), I certify that the soil from this site is uncontaminated soil. I also certify that the soil pH is within the range of 6.25 to 9.0. In addition, I certify that the soil has not been removed from the site as part of a cleanup or removal of contaminants. All necessary documentation is attached.

Any person who knowingly makes a false, fictitious, or fraudulent material statement, orally or in writing, to the Illinois EPA commits a Class 4 felony. A second or subsequent offense after conviction is a Class 3 felony. (415 ILCS 5/44(h))

Company Name: Ecology and Environment, Inc.
 Street Address: 33 West Monroe Street
 City: Chicago State: IL Zip Code: 60603
 Phone: 312-578-9243
 Neil J. Brown

Printed Name:



Licensed Professional Engineer or
 Licensed Professional Geologist Signature:



Date:



P.E. or L.P.G. Seal:




Analytical Data Summary

PTB #176-001; IDOT Job #D-91-339-15; Project #P-91-141-15; WorkOrder #08A

Key to Data Tables

- MAC = Maximum Allowable Concentration of Chemical Constituent in
Uncontaminated Soil Used as Fill Material At Regulated Fill Operations
- mg/kg = Milligrams per kilogram.
- mg/L = Milligrams per liter.
- MSA = Metropolitan Statistical Area
- TACO = Tiered Approach to Corrective Action Objectives
- TCLP = Toxicity Characteristic Leaching Procedure.
- SCGIER = Soil Component of the Groundwater Ingestion Exposure Route
- SPLP = Synthetic Precipitation Leaching Procedure.
- ND = Not detected.
- NA = Not analyzed.
- J = Estimated value.
- U = Analyte was analyzed for but not detected.

Criteria Qualifiers and Shading

- † = Concentration exceeds the most stringent MAC.
- m = Concentration exceeds the MAC for an MSA.
- * = Concentration exceeds the MAC for Chicago corporate limits.
- L = The detected TCLP/SPLP concentration exceeds the TACO Tier 1 RO for the SCGIER.
-  = Concentration exceeds the most stringent MAC, but is below the MAC for an MSA.
-  = Concentration exceeds the most stringent MAC and the MAC for Chicago corporate limits.
-  = Concentration exceeds applicable comparison criteria.

CONTAMINANTS OF CONCERN

SITE	ISGS #3011-37 (Residence)		Comparison Criteria			
	3011-37-B01	3011-37-B02	MACs			TACO
BORING	3011-37-B01	3011-37-B02	Most Stringent	Within an MSA	Within Chicago	SCGIER
SAMPLE	3011-37-B01 (0-1)	3011-37-B02 (0-1)				
MATRIX	Soil	Soil				
DEPTH (feet)	0-1	0-1				
pH	8.47	8.52				
VOCs (None Detected)						
SVOCs (mg/kg)						
Acenaphthylene	ND U	0.0077 J	--	--	--	--
Anthracene	ND U	0.013 J	12,000	--	--	--
Benzo[a]anthracene	0.015 J	0.07	0.9	1.8	1.1	--
Benzo[a]pyrene	0.021 J	0.091 †	0.09	2.1	1.3	--
Benzo[b]fluoranthene	0.037	0.16	0.9	2.1	1.5	--
Benzo[g,h,i]perylene	0.013 J	ND U	--	--	--	--
Benzo[k]fluoranthene	0.011 J	0.059	9	--	--	--
Chrysene	0.021 J	0.092	88	--	--	--
Fluoranthene	0.032 J	0.12	3,100	--	--	--
Indeno[1,2,3-cd]pyrene	ND U	0.052	0.9	1.6	0.9	--
Phenanthrene	0.011 J	0.057	--	--	--	--
Pyrene	0.029 J	0.2	2,300	--	--	--
Inorganics (mg/kg)						
Antimony	0.22 J	0.29 J	5	--	--	--
Arsenic	4.7	3.7	11.3	13	--	--
Barium	59	72	1,500	--	--	--
Beryllium	0.3	0.27	22	--	--	--
Boron	6	8.1	40	--	--	--
Cadmium	0.14	0.22	5.2	--	--	--
Calcium	110,000	150,000	--	--	--	--
Chromium	8.8	9	21	--	--	--
Cobalt	6.5	5.2	20	--	--	--
Copper	11	11	2,900	--	--	--
Iron	10,000	8,600	15,000	15,900	--	--
Lead	20	66	107	--	--	--
Magnesium	66,000	87,000	325,000	--	--	--
Manganese	500	440	630	636	--	--
Mercury	0.054	0.19	0.89	--	--	--
Nickel	14	9.8	100	--	--	--
Potassium	790	640	--	--	--	--
Selenium	0.3 J	0.53	1.3	--	--	--
Sodium	1,200	1,400	--	--	--	--
Vanadium	15	13	550	--	--	--
Zinc	42	390	5,100	--	--	--
TCLP Metals (mg/L)						
Barium	0.6	0.83	--	--	--	2
Boron	0.57	0.5	--	--	--	2
Cobalt	ND U	0.016 J	--	--	--	1
Lead	ND U	0.0084 L	--	--	--	0.0075
Manganese	3.2 L	6.6 L	--	--	--	0.15
Nickel	0.017 J	0.039	--	--	--	0.1
Zinc	0.22 J	3.1	--	--	--	5
SPLP Metals (mg/L)						
Lead	NA	0.22 L	--	--	--	0.0075
Manganese	0.38 L	1.3 L	--	--	--	0.15

TestAmerica

THE LEADER IN ENVIRONMENTAL TESTING

ANALYTICAL REPORT

TestAmerica Laboratories, Inc.
TestAmerica Chicago
2417 Bond Street
University Park, IL 60484
Tel: (708)534-5200

TestAmerica Job ID: 500-107642-12
Client Project/Site: IDOT - IL 38 - WO 008

For:
Ecology and Environment, Inc.
33 West Monroe St.
Suite 1410
Chicago, Illinois 60603

Attn: Mr. Dean Tiebout

Jodie Bracken

Authorized for release by:
2/29/2016 5:12:37 PM
Jodie Bracken, Project Management Assistant II
jodie.bracken@testamericainc.com

Designee for
Richard Wright, Senior Project Manager
(708)534-5200
richard.wright@testamericainc.com

LINKS

Review your project
results through
TotalAccess

Have a Question?



Visit us at:
www.testamericainc.com

The test results in this report meet all 2003 NELAC and 2009 TNI requirements for accredited parameters, exceptions are noted in this report. This report may not be reproduced except in full, and with written approval from the laboratory. For questions please contact the Project Manager at the e-mail address or telephone number listed on this page.

This report has been electronically signed and authorized by the signatory. Electronic signature is intended to be the legally binding equivalent of a traditionally handwritten signature.

Results relate only to the items tested and the sample(s) as received by the laboratory.

1

2

3

4

5

6

7

8

9

10



Table of Contents

Cover Page	1
Table of Contents	2
Case Narrative	3
Detection Summary	4
Sample Summary	6
Client Sample Results	7
Definitions	15
Certification Summary	16
Chain of Custody	17
Receipt Checklists	18

Case Narrative

Client: Ecology and Environment, Inc.
Project/Site: IDOT - IL 38 - WO 008

TestAmerica Job ID: 500-107642-12

Job ID: 500-107642-12

Laboratory: TestAmerica Chicago

Narrative

Job Narrative 500-107642-12

Comments

No additional comments.

Receipt

The samples were received on 2/17/2016 7:45 AM; the samples arrived in good condition, properly preserved and, where required, on ice. The temperatures of the 4 coolers at receipt time were 2.5° C, 2.8° C, 3.2° C and 3.5° C.

GC/MS VOA

Method(s) 8260B: The following analyte recovered outside control limits for the LCS/LCSD associated with 500-324046: Bromomethane. This is not indicative of a systematic control problem because this was a random marginal exceedance. Qualified results have been reported.

Method(s) 8260B: The laboratory control sample (LCS) and / or laboratory control sample duplicate (LCSD) for 500-324046 recovered outside control limits for the following analyte: 1,2-Dichloropropane. This analyte was biased high in the LCS/LCSD and was not detected in the associated samples; therefore, the data have been reported.

Method(s) 8260B: The following analyte recovered outside control limits for the LCS/LCSD associated with 500-324219: Bromomethane. This is not indicative of a systematic control problem because this was a random marginal exceedance. Qualified results have been reported.

No additional analytical or quality issues were noted, other than those described above or in the Definitions/Glossary page.

GC/MS Semi VOA

Method(s) 8270D: The following sample contained one acid surrogate and/or one base/neutral surrogate outside acceptance limits: 3011-37-B02 (0-1) (500-107642-22). The laboratory's SOP allows one acid and one base/neutral surrogate to be outside acceptance limits; therefore, re-extraction was not performed. These results have been reported and qualified.

No additional analytical or quality issues were noted, other than those described above or in the Definitions/Glossary page.

Metals

Method(s) 6010B: The method blank for preparation batch 500-324241 and analytical batch 500-324529 contained Calcium above the reporting limit (RL). Associated samples 3011-37-B02 (0-1) (500-107642-22) and 3011-37-B01 (0-1) (500-107642-23) were not re-extracted and/or re-analyzed because results were greater than 10X the value found in the method blank.

Method(s) 7470A: The continuing calibration verification (CCV) associated with batch 500-324121 recovered above the upper control limit for Hg. The samples associated with this CCV were non-detects for the affected analytes; therefore, the data have been reported. The following samples are impacted: 3011-37-B02 (0-1) (500-107642-22) and 3011-37-B01 (0-1) (500-107642-23).

No additional analytical or quality issues were noted, other than those described above or in the Definitions/Glossary page.

General Chemistry

No analytical or quality issues were noted, other than those described in the Definitions/Glossary page.

Organic Prep

No analytical or quality issues were noted, other than those described in the Definitions/Glossary page.

Detection Summary

Client: Ecology and Environment, Inc.
Project/Site: IDOT - IL 38 - WO 008

TestAmerica Job ID: 500-107642-12

Client Sample ID: 3011-37-B02 (0-1)

Lab Sample ID: 500-107642-22

Analyte	Result	Qualifier	RL	MDL	Unit	Dil Fac	D	Method	Prep Type
Acenaphthylene	0.0077	J	0.037	0.0049	mg/Kg	1	☼	8270D	Total/NA
Phenanthrene	0.057		0.037	0.0052	mg/Kg	1	☼	8270D	Total/NA
Anthracene	0.013	J	0.037	0.0063	mg/Kg	1	☼	8270D	Total/NA
Fluoranthene	0.12		0.037	0.0069	mg/Kg	1	☼	8270D	Total/NA
Pyrene	0.20		0.037	0.0074	mg/Kg	1	☼	8270D	Total/NA
Benzo[a]anthracene	0.070		0.037	0.0050	mg/Kg	1	☼	8270D	Total/NA
Chrysene	0.092		0.037	0.010	mg/Kg	1	☼	8270D	Total/NA
Benzo[b]fluoranthene	0.16		0.037	0.0081	mg/Kg	1	☼	8270D	Total/NA
Benzo[k]fluoranthene	0.059		0.037	0.011	mg/Kg	1	☼	8270D	Total/NA
Benzo[a]pyrene	0.091		0.037	0.0073	mg/Kg	1	☼	8270D	Total/NA
Indeno[1,2,3-cd]pyrene	0.052		0.037	0.0097	mg/Kg	1	☼	8270D	Total/NA
Antimony	0.29	J	0.90	0.19	mg/Kg	1	☼	6010B	Total/NA
Arsenic	3.7		0.45	0.21	mg/Kg	1	☼	6010B	Total/NA
Barium	72		0.45	0.082	mg/Kg	1	☼	6010B	Total/NA
Beryllium	0.27		0.18	0.039	mg/Kg	1	☼	6010B	Total/NA
Boron	8.1		2.2	0.31	mg/Kg	1	☼	6010B	Total/NA
Cadmium	0.22		0.090	0.026	mg/Kg	1	☼	6010B	Total/NA
Calcium	150000		90	29	mg/Kg	10	☼	6010B	Total/NA
Chromium	9.0	B	0.45	0.077	mg/Kg	1	☼	6010B	Total/NA
Cobalt	5.2		0.22	0.051	mg/Kg	1	☼	6010B	Total/NA
Copper	11		0.45	0.098	mg/Kg	1	☼	6010B	Total/NA
Iron	8600	B	9.0	3.5	mg/Kg	1	☼	6010B	Total/NA
Lead	66		0.22	0.11	mg/Kg	1	☼	6010B	Total/NA
Magnesium	87000		45	18	mg/Kg	10	☼	6010B	Total/NA
Manganese	440	B	0.45	0.089	mg/Kg	1	☼	6010B	Total/NA
Nickel	9.8	B	0.45	0.12	mg/Kg	1	☼	6010B	Total/NA
Potassium	640		22	3.7	mg/Kg	1	☼	6010B	Total/NA
Selenium	0.53		0.45	0.22	mg/Kg	1	☼	6010B	Total/NA
Sodium	1400		45	5.9	mg/Kg	1	☼	6010B	Total/NA
Vanadium	13		0.22	0.066	mg/Kg	1	☼	6010B	Total/NA
Zinc	390		9.0	2.8	mg/Kg	10	☼	6010B	Total/NA
Barium	0.83		0.50	0.050	mg/L	1		6010B	TCLP
Boron	0.50		0.50	0.050	mg/L	1		6010B	TCLP
Cobalt	0.016	J	0.025	0.010	mg/L	1		6010B	TCLP
Lead	0.0084		0.0075	0.0075	mg/L	1		6010B	TCLP
Manganese	6.6		0.025	0.010	mg/L	1		6010B	TCLP
Nickel	0.039		0.025	0.010	mg/L	1		6010B	TCLP
Zinc	3.1		0.50	0.020	mg/L	1		6010B	TCLP
Lead	0.22		0.0075	0.0075	mg/L	1		6010B	SPLP East
Manganese	1.3		0.025	0.010	mg/L	1		6010B	SPLP East
Mercury	0.19		0.017	0.0089	mg/Kg	1	☼	7471B	Total/NA
pH	8.52		0.200	0.200	SU	1		9045D	Total/NA

Client Sample ID: 3011-37-B01 (0-1)

Lab Sample ID: 500-107642-23

Analyte	Result	Qualifier	RL	MDL	Unit	Dil Fac	D	Method	Prep Type
Phenanthrene	0.011	J	0.036	0.0050	mg/Kg	1	☼	8270D	Total/NA
Fluoranthene	0.032	J	0.036	0.0066	mg/Kg	1	☼	8270D	Total/NA
Pyrene	0.029	J	0.036	0.0071	mg/Kg	1	☼	8270D	Total/NA
Benzo[a]anthracene	0.015	J	0.036	0.0048	mg/Kg	1	☼	8270D	Total/NA

This Detection Summary does not include radiochemical test results.

TestAmerica Chicago

Detection Summary

Client: Ecology and Environment, Inc.
Project/Site: IDOT - IL 38 - WO 008

TestAmerica Job ID: 500-107642-12

Client Sample ID: 3011-37-B01 (0-1) (Continued)

Lab Sample ID: 500-107642-23

Analyte	Result	Qualifier	RL	MDL	Unit	Dil	Fac	D	Method	Prep Type
Chrysene	0.021	J	0.036	0.0098	mg/Kg	1	☼	8270D	Total/NA	
Benzo[b]fluoranthene	0.037		0.036	0.0077	mg/Kg	1	☼	8270D	Total/NA	
Benzo[k]fluoranthene	0.011	J	0.036	0.011	mg/Kg	1	☼	8270D	Total/NA	
Benzo[a]pyrene	0.021	J	0.036	0.0069	mg/Kg	1	☼	8270D	Total/NA	
Benzo[g,h,i]perylene	0.013	J	0.036	0.012	mg/Kg	1	☼	8270D	Total/NA	
Antimony	0.22	J	0.83	0.17	mg/Kg	1	☼	6010B	Total/NA	
Arsenic	4.7		0.41	0.19	mg/Kg	1	☼	6010B	Total/NA	
Barium	59		0.41	0.076	mg/Kg	1	☼	6010B	Total/NA	
Beryllium	0.30		0.17	0.036	mg/Kg	1	☼	6010B	Total/NA	
Boron	6.0		2.1	0.29	mg/Kg	1	☼	6010B	Total/NA	
Cadmium	0.14		0.083	0.024	mg/Kg	1	☼	6010B	Total/NA	
Calcium	110000		83	27	mg/Kg	10	☼	6010B	Total/NA	
Chromium	8.8	B	0.41	0.071	mg/Kg	1	☼	6010B	Total/NA	
Cobalt	6.5		0.21	0.047	mg/Kg	1	☼	6010B	Total/NA	
Copper	11		0.41	0.090	mg/Kg	1	☼	6010B	Total/NA	
Iron	10000	B	8.3	3.2	mg/Kg	1	☼	6010B	Total/NA	
Lead	20		0.21	0.10	mg/Kg	1	☼	6010B	Total/NA	
Magnesium	66000		41	17	mg/Kg	10	☼	6010B	Total/NA	
Manganese	500	B	0.41	0.082	mg/Kg	1	☼	6010B	Total/NA	
Nickel	14	B	0.41	0.11	mg/Kg	1	☼	6010B	Total/NA	
Potassium	790		21	3.4	mg/Kg	1	☼	6010B	Total/NA	
Selenium	0.30	J	0.41	0.21	mg/Kg	1	☼	6010B	Total/NA	
Sodium	1200		41	5.5	mg/Kg	1	☼	6010B	Total/NA	
Vanadium	15		0.21	0.060	mg/Kg	1	☼	6010B	Total/NA	
Zinc	42		8.3	2.6	mg/Kg	10	☼	6010B	Total/NA	
Barium	0.60		0.50	0.050	mg/L	1		6010B	TCLP	
Boron	0.57		0.50	0.050	mg/L	1		6010B	TCLP	
Manganese	3.2		0.025	0.010	mg/L	1		6010B	TCLP	
Nickel	0.017	J	0.025	0.010	mg/L	1		6010B	TCLP	
Zinc	0.22	J	0.50	0.020	mg/L	1		6010B	TCLP	
Manganese	0.38		0.025	0.010	mg/L	1		6010B	SPLP East	
Mercury	0.054		0.017	0.0087	mg/Kg	1	☼	7471B	Total/NA	
pH	8.47		0.200	0.200	SU	1		9045D	Total/NA	

This Detection Summary does not include radiochemical test results.

TestAmerica Chicago

Sample Summary

Client: Ecology and Environment, Inc.
Project/Site: IDOT - IL 38 - WO 008

TestAmerica Job ID: 500-107642-12

Lab Sample ID	Client Sample ID	Matrix	Collected	Received
500-107642-22	3011-37-B02 (0-1)	Solid	02/16/16 15:00	02/17/16 07:45
500-107642-23	3011-37-B01 (0-1)	Solid	02/16/16 15:10	02/17/16 07:45

1

2

3

4

5

6

7

8

9

10

Client Sample Results

Client: Ecology and Environment, Inc.
Project/Site: IDOT - IL 38 - WO 008

TestAmerica Job ID: 500-107642-12

Client Sample ID: 3011-37-B02 (0-1)

Lab Sample ID: 500-107642-22

Date Collected: 02/16/16 15:00

Matrix: Solid

Date Received: 02/17/16 07:45

Percent Solids: 85.9

Method: 8260B - Volatile Organic Compounds (GC/MS)

Analyte	Result	Qualifier	RL	MDL	Unit	D	Prepared	Analyzed	Dil Fac
Acetone	<0.019		0.019	0.0036	mg/Kg	☼	02/17/16 08:40	02/23/16 19:37	1
Benzene	<0.0047		0.0047	0.0010	mg/Kg	☼	02/17/16 08:40	02/23/16 19:37	1
Bromodichloromethane	<0.0047		0.0047	0.00080	mg/Kg	☼	02/17/16 08:40	02/23/16 19:37	1
Bromoform	<0.0047		0.0047	0.00096	mg/Kg	☼	02/17/16 08:40	02/23/16 19:37	1
Bromomethane	<0.0047	*	0.0047	0.0017	mg/Kg	☼	02/17/16 08:40	02/23/16 19:37	1
2-Butanone (MEK)	<0.0047		0.0047	0.0017	mg/Kg	☼	02/17/16 08:40	02/23/16 19:37	1
Carbon disulfide	<0.0047		0.0047	0.0017	mg/Kg	☼	02/17/16 08:40	02/23/16 19:37	1
Carbon tetrachloride	<0.0047		0.0047	0.0010	mg/Kg	☼	02/17/16 08:40	02/23/16 19:37	1
Chlorobenzene	<0.0047		0.0047	0.0011	mg/Kg	☼	02/17/16 08:40	02/23/16 19:37	1
Chloroethane	<0.0047		0.0047	0.0020	mg/Kg	☼	02/17/16 08:40	02/23/16 19:37	1
Chloroform	<0.0047		0.0047	0.00092	mg/Kg	☼	02/17/16 08:40	02/23/16 19:37	1
Chloromethane	<0.0047		0.0047	0.0011	mg/Kg	☼	02/17/16 08:40	02/23/16 19:37	1
cis-1,2-Dichloroethene	<0.0047		0.0047	0.00096	mg/Kg	☼	02/17/16 08:40	02/23/16 19:37	1
cis-1,3-Dichloropropene	<0.0047		0.0047	0.0011	mg/Kg	☼	02/17/16 08:40	02/23/16 19:37	1
Dibromochloromethane	<0.0047		0.0047	0.00054	mg/Kg	☼	02/17/16 08:40	02/23/16 19:37	1
1,1-Dichloroethane	<0.0047		0.0047	0.00097	mg/Kg	☼	02/17/16 08:40	02/23/16 19:37	1
1,2-Dichloroethane	<0.0047		0.0047	0.00070	mg/Kg	☼	02/17/16 08:40	02/23/16 19:37	1
1,1-Dichloroethene	<0.0047		0.0047	0.0017	mg/Kg	☼	02/17/16 08:40	02/23/16 19:37	1
1,2-Dichloropropane	<0.0047	*	0.0047	0.0012	mg/Kg	☼	02/17/16 08:40	02/23/16 19:37	1
1,3-Dichloropropane, Total	<0.0047		0.0047	0.0013	mg/Kg	☼	02/17/16 08:40	02/23/16 19:37	1
Ethylbenzene	<0.0047		0.0047	0.0012	mg/Kg	☼	02/17/16 08:40	02/23/16 19:37	1
2-Hexanone	<0.0047		0.0047	0.0015	mg/Kg	☼	02/17/16 08:40	02/23/16 19:37	1
Methylene Chloride	<0.0047		0.0047	0.0036	mg/Kg	☼	02/17/16 08:40	02/23/16 19:37	1
4-Methyl-2-pentanone (MIBK)	<0.0047		0.0047	0.00097	mg/Kg	☼	02/17/16 08:40	02/23/16 19:37	1
Methyl tert-butyl ether	<0.0047		0.0047	0.0011	mg/Kg	☼	02/17/16 08:40	02/23/16 19:37	1
Styrene	<0.0047		0.0047	0.0011	mg/Kg	☼	02/17/16 08:40	02/23/16 19:37	1
1,1,2,2-Tetrachloroethane	<0.0047		0.0047	0.00075	mg/Kg	☼	02/17/16 08:40	02/23/16 19:37	1
Tetrachloroethene	<0.0047		0.0047	0.00098	mg/Kg	☼	02/17/16 08:40	02/23/16 19:37	1
Toluene	<0.0047		0.0047	0.0016	mg/Kg	☼	02/17/16 08:40	02/23/16 19:37	1
trans-1,2-Dichloroethene	<0.0047		0.0047	0.0012	mg/Kg	☼	02/17/16 08:40	02/23/16 19:37	1
trans-1,3-Dichloropropene	<0.0047		0.0047	0.0013	mg/Kg	☼	02/17/16 08:40	02/23/16 19:37	1
1,1,1-Trichloroethane	<0.0047		0.0047	0.0011	mg/Kg	☼	02/17/16 08:40	02/23/16 19:37	1
1,1,2-Trichloroethane	<0.0047		0.0047	0.00091	mg/Kg	☼	02/17/16 08:40	02/23/16 19:37	1
Trichloroethene	<0.0047		0.0047	0.0013	mg/Kg	☼	02/17/16 08:40	02/23/16 19:37	1
Vinyl acetate	<0.0047		0.0047	0.0013	mg/Kg	☼	02/17/16 08:40	02/23/16 19:37	1
Vinyl chloride	<0.0047		0.0047	0.0011	mg/Kg	☼	02/17/16 08:40	02/23/16 19:37	1
Xylenes, Total	<0.0094		0.0094	0.0017	mg/Kg	☼	02/17/16 08:40	02/23/16 19:37	1

Surrogate	%Recovery	Qualifier	Limits	Prepared	Analyzed	Dil Fac
4-Bromofluorobenzene (Surr)	92		70 - 122	02/17/16 08:40	02/23/16 19:37	1
Dibromofluoromethane	94		75 - 120	02/17/16 08:40	02/23/16 19:37	1
1,2-Dichloroethane-d4 (Surr)	84		70 - 134	02/17/16 08:40	02/23/16 19:37	1
Toluene-d8 (Surr)	104		75 - 122	02/17/16 08:40	02/23/16 19:37	1

Method: 8270D - Semivolatile Organic Compounds (GC/MS)

Analyte	Result	Qualifier	RL	MDL	Unit	D	Prepared	Analyzed	Dil Fac
Phenol	<0.19		0.19	0.083	mg/Kg	☼	02/18/16 18:29	02/29/16 00:18	1
Bis(2-chloroethyl)ether	<0.19		0.19	0.056	mg/Kg	☼	02/18/16 18:29	02/29/16 00:18	1
1,3-Dichlorobenzene	<0.19		0.19	0.042	mg/Kg	☼	02/18/16 18:29	02/29/16 00:18	1
1,4-Dichlorobenzene	<0.19		0.19	0.048	mg/Kg	☼	02/18/16 18:29	02/29/16 00:18	1

TestAmerica Chicago

Client Sample Results

Client: Ecology and Environment, Inc.
Project/Site: IDOT - IL 38 - WO 008

TestAmerica Job ID: 500-107642-12

Client Sample ID: 3011-37-B02 (0-1)

Lab Sample ID: 500-107642-22

Date Collected: 02/16/16 15:00

Matrix: Solid

Date Received: 02/17/16 07:45

Percent Solids: 85.9

Method: 8270D - Semivolatile Organic Compounds (GC/MS) (Continued)

Analyte	Result	Qualifier	RL	MDL	Unit	D	Prepared	Analyzed	Dil Fac
1,2-Dichlorobenzene	<0.19		0.19	0.045	mg/Kg	☼	02/18/16 18:29	02/29/16 00:18	1
2-Methylphenol	<0.19		0.19	0.060	mg/Kg	☼	02/18/16 18:29	02/29/16 00:18	1
2,2'-oxybis[1-chloropropane]	<0.19		0.19	0.043	mg/Kg	☼	02/18/16 18:29	02/29/16 00:18	1
N-Nitrosodi-n-propylamine	<0.076		0.076	0.046	mg/Kg	☼	02/18/16 18:29	02/29/16 00:18	1
Hexachloroethane	<0.19		0.19	0.057	mg/Kg	☼	02/18/16 18:29	02/29/16 00:18	1
2-Chlorophenol	<0.19		0.19	0.064	mg/Kg	☼	02/18/16 18:29	02/29/16 00:18	1
Nitrobenzene	<0.037		0.037	0.0093	mg/Kg	☼	02/18/16 18:29	02/29/16 00:18	1
Bis(2-chloroethoxy)methane	<0.19		0.19	0.038	mg/Kg	☼	02/18/16 18:29	02/29/16 00:18	1
1,2,4-Trichlorobenzene	<0.19		0.19	0.040	mg/Kg	☼	02/18/16 18:29	02/29/16 00:18	1
Isophorone	<0.19		0.19	0.042	mg/Kg	☼	02/18/16 18:29	02/29/16 00:18	1
2,4-Dimethylphenol	<0.37		0.37	0.14	mg/Kg	☼	02/18/16 18:29	02/29/16 00:18	1
Hexachlorobutadiene	<0.19		0.19	0.059	mg/Kg	☼	02/18/16 18:29	02/29/16 00:18	1
Naphthalene	<0.037		0.037	0.0058	mg/Kg	☼	02/18/16 18:29	02/29/16 00:18	1
2,4-Dichlorophenol	<0.37		0.37	0.089	mg/Kg	☼	02/18/16 18:29	02/29/16 00:18	1
4-Chloroaniline	<0.76		0.76	0.18	mg/Kg	☼	02/18/16 18:29	02/29/16 00:18	1
2,4,6-Trichlorophenol	<0.37		0.37	0.13	mg/Kg	☼	02/18/16 18:29	02/29/16 00:18	1
2,4,5-Trichlorophenol	<0.37		0.37	0.085	mg/Kg	☼	02/18/16 18:29	02/29/16 00:18	1
Hexachlorocyclopentadiene	<0.76		0.76	0.22	mg/Kg	☼	02/18/16 18:29	02/29/16 00:18	1
2-Methylnaphthalene	<0.037		0.037	0.0069	mg/Kg	☼	02/18/16 18:29	02/29/16 00:18	1
2-Nitroaniline	<0.19		0.19	0.050	mg/Kg	☼	02/18/16 18:29	02/29/16 00:18	1
2-Chloronaphthalene	<0.19		0.19	0.041	mg/Kg	☼	02/18/16 18:29	02/29/16 00:18	1
4-Chloro-3-methylphenol	<0.37		0.37	0.13	mg/Kg	☼	02/18/16 18:29	02/29/16 00:18	1
2,6-Dinitrotoluene	<0.19		0.19	0.074	mg/Kg	☼	02/18/16 18:29	02/29/16 00:18	1
2-Nitrophenol	<0.37		0.37	0.089	mg/Kg	☼	02/18/16 18:29	02/29/16 00:18	1
3-Nitroaniline	<0.37		0.37	0.12	mg/Kg	☼	02/18/16 18:29	02/29/16 00:18	1
Dimethyl phthalate	<0.19		0.19	0.049	mg/Kg	☼	02/18/16 18:29	02/29/16 00:18	1
2,4-Dinitrophenol	<0.76		0.76	0.66	mg/Kg	☼	02/18/16 18:29	02/29/16 00:18	1
Acenaphthylene	0.0077	J	0.037	0.0049	mg/Kg	☼	02/18/16 18:29	02/29/16 00:18	1
2,4-Dinitrotoluene	<0.19		0.19	0.060	mg/Kg	☼	02/18/16 18:29	02/29/16 00:18	1
Acenaphthene	<0.037		0.037	0.0067	mg/Kg	☼	02/18/16 18:29	02/29/16 00:18	1
Dibenzofuran	<0.19		0.19	0.044	mg/Kg	☼	02/18/16 18:29	02/29/16 00:18	1
4-Nitrophenol	<0.76		0.76	0.36	mg/Kg	☼	02/18/16 18:29	02/29/16 00:18	1
Fluorene	<0.037		0.037	0.0053	mg/Kg	☼	02/18/16 18:29	02/29/16 00:18	1
4-Nitroaniline	<0.37		0.37	0.16	mg/Kg	☼	02/18/16 18:29	02/29/16 00:18	1
4-Bromophenyl phenyl ether	<0.19		0.19	0.049	mg/Kg	☼	02/18/16 18:29	02/29/16 00:18	1
Hexachlorobenzene	<0.076		0.076	0.0087	mg/Kg	☼	02/18/16 18:29	02/29/16 00:18	1
Diethyl phthalate	<0.19		0.19	0.063	mg/Kg	☼	02/18/16 18:29	02/29/16 00:18	1
4-Chlorophenyl phenyl ether	<0.19		0.19	0.044	mg/Kg	☼	02/18/16 18:29	02/29/16 00:18	1
Pentachlorophenol	<0.76		0.76	0.60	mg/Kg	☼	02/18/16 18:29	02/29/16 00:18	1
N-Nitrosodiphenylamine	<0.19		0.19	0.044	mg/Kg	☼	02/18/16 18:29	02/29/16 00:18	1
4,6-Dinitro-2-methylphenol	<0.76		0.76	0.30	mg/Kg	☼	02/18/16 18:29	02/29/16 00:18	1
Phenanthrene	0.057		0.037	0.0052	mg/Kg	☼	02/18/16 18:29	02/29/16 00:18	1
Anthracene	0.013	J	0.037	0.0063	mg/Kg	☼	02/18/16 18:29	02/29/16 00:18	1
Carbazole	<0.19		0.19	0.094	mg/Kg	☼	02/18/16 18:29	02/29/16 00:18	1
Di-n-butyl phthalate	<0.19		0.19	0.057	mg/Kg	☼	02/18/16 18:29	02/29/16 00:18	1
Fluoranthene	0.12		0.037	0.0069	mg/Kg	☼	02/18/16 18:29	02/29/16 00:18	1
Pyrene	0.20		0.037	0.0074	mg/Kg	☼	02/18/16 18:29	02/29/16 00:18	1
Butyl benzyl phthalate	<0.19		0.19	0.071	mg/Kg	☼	02/18/16 18:29	02/29/16 00:18	1
Benzo[a]anthracene	0.070		0.037	0.0050	mg/Kg	☼	02/18/16 18:29	02/29/16 00:18	1

TestAmerica Chicago

Client Sample Results

Client: Ecology and Environment, Inc.
Project/Site: IDOT - IL 38 - WO 008

TestAmerica Job ID: 500-107642-12

Client Sample ID: 3011-37-B02 (0-1)

Lab Sample ID: 500-107642-22

Date Collected: 02/16/16 15:00

Matrix: Solid

Date Received: 02/17/16 07:45

Percent Solids: 85.9

Method: 8270D - Semivolatile Organic Compounds (GC/MS) (Continued)

Analyte	Result	Qualifier	RL	MDL	Unit	D	Prepared	Analyzed	Dil Fac
Chrysene	0.092		0.037	0.010	mg/Kg	☼	02/18/16 18:29	02/29/16 00:18	1
3,3'-Dichlorobenzidine	<0.19		0.19	0.052	mg/Kg	☼	02/18/16 18:29	02/29/16 00:18	1
Bis(2-ethylhexyl) phthalate	<0.19		0.19	0.068	mg/Kg	☼	02/18/16 18:29	02/29/16 00:18	1
Di-n-octyl phthalate	<0.19		0.19	0.061	mg/Kg	☼	02/18/16 18:29	02/29/16 00:18	1
Benzo[b]fluoranthene	0.16		0.037	0.0081	mg/Kg	☼	02/18/16 18:29	02/29/16 00:18	1
Benzo[k]fluoranthene	0.059		0.037	0.011	mg/Kg	☼	02/18/16 18:29	02/29/16 00:18	1
Benzo[a]pyrene	0.091		0.037	0.0073	mg/Kg	☼	02/18/16 18:29	02/29/16 00:18	1
Indeno[1,2,3-cd]pyrene	0.052		0.037	0.0097	mg/Kg	☼	02/18/16 18:29	02/29/16 00:18	1
Dibenz(a,h)anthracene	<0.037		0.037	0.0072	mg/Kg	☼	02/18/16 18:29	02/29/16 00:18	1
Benzo[g,h,i]perylene	<0.037		0.037	0.012	mg/Kg	☼	02/18/16 18:29	02/29/16 00:18	1
3 & 4 Methylphenol	<0.19		0.19	0.062	mg/Kg	☼	02/18/16 18:29	02/29/16 00:18	1

Surrogate	%Recovery	Qualifier	Limits	Prepared	Analyzed	Dil Fac
2-Fluorophenol	81		25 - 110	02/18/16 18:29	02/29/16 00:18	1
Phenol-d5	82		31 - 110	02/18/16 18:29	02/29/16 00:18	1
Nitrobenzene-d5	61		25 - 115	02/18/16 18:29	02/29/16 00:18	1
2-Fluorobiphenyl	69		25 - 119	02/18/16 18:29	02/29/16 00:18	1
2,4,6-Tribromophenol	78		35 - 137	02/18/16 18:29	02/29/16 00:18	1
Terphenyl-d14	143	X	36 - 134	02/18/16 18:29	02/29/16 00:18	1

Method: 6010B - Metals (ICP)

Analyte	Result	Qualifier	RL	MDL	Unit	D	Prepared	Analyzed	Dil Fac
Antimony	0.29	J	0.90	0.19	mg/Kg	☼	02/24/16 09:03	02/26/16 13:48	1
Arsenic	3.7		0.45	0.21	mg/Kg	☼	02/24/16 09:03	02/26/16 13:48	1
Barium	72		0.45	0.082	mg/Kg	☼	02/24/16 09:03	02/26/16 13:48	1
Beryllium	0.27		0.18	0.039	mg/Kg	☼	02/24/16 09:03	02/26/16 13:48	1
Boron	8.1		2.2	0.31	mg/Kg	☼	02/24/16 09:03	02/26/16 13:48	1
Cadmium	0.22		0.090	0.026	mg/Kg	☼	02/24/16 09:03	02/26/16 13:48	1
Calcium	150000		90	29	mg/Kg	☼	02/24/16 09:03	02/26/16 00:28	10
Chromium	9.0	B	0.45	0.077	mg/Kg	☼	02/24/16 09:03	02/26/16 13:48	1
Cobalt	5.2		0.22	0.051	mg/Kg	☼	02/24/16 09:03	02/26/16 13:48	1
Copper	11		0.45	0.098	mg/Kg	☼	02/24/16 09:03	02/26/16 13:48	1
Iron	8600	B	9.0	3.5	mg/Kg	☼	02/24/16 09:03	02/26/16 13:48	1
Lead	66		0.22	0.11	mg/Kg	☼	02/24/16 09:03	02/26/16 13:48	1
Magnesium	87000		45	18	mg/Kg	☼	02/24/16 09:03	02/26/16 00:28	10
Manganese	440	B	0.45	0.089	mg/Kg	☼	02/24/16 09:03	02/26/16 13:48	1
Nickel	9.8	B	0.45	0.12	mg/Kg	☼	02/24/16 09:03	02/26/16 13:48	1
Potassium	640		22	3.7	mg/Kg	☼	02/24/16 09:03	02/26/16 13:48	1
Selenium	0.53		0.45	0.22	mg/Kg	☼	02/24/16 09:03	02/26/16 13:48	1
Silver	<0.22		0.22	0.053	mg/Kg	☼	02/24/16 09:03	02/26/16 13:48	1
Sodium	1400		45	5.9	mg/Kg	☼	02/24/16 09:03	02/26/16 13:48	1
Thallium	<0.45		0.45	0.22	mg/Kg	☼	02/24/16 09:03	02/26/16 13:48	1
Vanadium	13		0.22	0.066	mg/Kg	☼	02/24/16 09:03	02/26/16 13:48	1
Zinc	390		9.0	2.8	mg/Kg	☼	02/24/16 09:03	02/26/16 00:28	10

Method: 6010B - Metals (ICP) - TCLP

Analyte	Result	Qualifier	RL	MDL	Unit	D	Prepared	Analyzed	Dil Fac
Barium	0.83		0.50	0.050	mg/L		02/23/16 09:18	02/24/16 23:13	1
Beryllium	<0.0040		0.0040	0.0040	mg/L		02/23/16 09:18	02/24/16 23:13	1
Boron	0.50		0.50	0.050	mg/L		02/23/16 09:18	02/24/16 23:13	1

TestAmerica Chicago

Client Sample Results

Client: Ecology and Environment, Inc.
Project/Site: IDOT - IL 38 - WO 008

TestAmerica Job ID: 500-107642-12

Client Sample ID: 3011-37-B02 (0-1)

Lab Sample ID: 500-107642-22

Date Collected: 02/16/16 15:00

Matrix: Solid

Date Received: 02/17/16 07:45

Percent Solids: 85.9

Method: 6010B - Metals (ICP) - TCLP (Continued)

Analyte	Result	Qualifier	RL	MDL	Unit	D	Prepared	Analyzed	Dil Fac
Cadmium	<0.0050		0.0050	0.0020	mg/L		02/23/16 09:18	02/24/16 23:13	1
Chromium	<0.025		0.025	0.010	mg/L		02/23/16 09:18	02/24/16 23:13	1
Cobalt	0.016	J	0.025	0.010	mg/L		02/23/16 09:18	02/24/16 23:13	1
Iron	<0.40		0.40	0.20	mg/L		02/23/16 09:18	02/24/16 23:13	1
Lead	0.0084		0.0075	0.0075	mg/L		02/23/16 09:18	02/24/16 23:13	1
Manganese	6.6		0.025	0.010	mg/L		02/23/16 09:18	02/24/16 23:13	1
Nickel	0.039		0.025	0.010	mg/L		02/23/16 09:18	02/24/16 23:13	1
Selenium	<0.050		0.050	0.020	mg/L		02/23/16 09:18	02/24/16 23:13	1
Silver	<0.025		0.025	0.010	mg/L		02/23/16 09:18	02/24/16 23:13	1
Zinc	3.1		0.50	0.020	mg/L		02/23/16 09:18	02/24/16 23:13	1

Method: 6010B - SPLP Metals - SPLP East

Analyte	Result	Qualifier	RL	MDL	Unit	D	Prepared	Analyzed	Dil Fac
Lead	0.22		0.0075	0.0075	mg/L		02/23/16 09:23	02/25/16 06:33	1
Manganese	1.3		0.025	0.010	mg/L		02/23/16 09:23	02/25/16 06:33	1

Method: 6020A - Metals (ICP/MS) - TCLP

Analyte	Result	Qualifier	RL	MDL	Unit	D	Prepared	Analyzed	Dil Fac
Antimony	<0.0060		0.0060	0.0060	mg/L		02/23/16 09:18	02/23/16 18:13	1
Thallium	<0.0020		0.0020	0.0020	mg/L		02/23/16 09:18	02/23/16 18:13	1

Method: 7470A - TCLP Mercury - TCLP

Analyte	Result	Qualifier	RL	MDL	Unit	D	Prepared	Analyzed	Dil Fac
Mercury	<0.00020		0.00020	0.00020	mg/L		02/22/16 15:15	02/23/16 11:05	1

Method: 7471B - Mercury (CVAA)

Analyte	Result	Qualifier	RL	MDL	Unit	D	Prepared	Analyzed	Dil Fac
Mercury	0.19		0.017	0.0089	mg/Kg	☼	02/23/16 15:15	02/24/16 10:09	1

General Chemistry

Analyte	Result	Qualifier	RL	MDL	Unit	D	Prepared	Analyzed	Dil Fac
pH	8.52		0.200	0.200	SU			02/20/16 13:28	1

Client Sample Results

Client: Ecology and Environment, Inc.
Project/Site: IDOT - IL 38 - WO 008

TestAmerica Job ID: 500-107642-12

Client Sample ID: 3011-37-B01 (0-1)

Lab Sample ID: 500-107642-23

Date Collected: 02/16/16 15:10

Matrix: Solid

Date Received: 02/17/16 07:45

Percent Solids: 89.7

Method: 8260B - Volatile Organic Compounds (GC/MS)

Analyte	Result	Qualifier	RL	MDL	Unit	D	Prepared	Analyzed	Dil Fac
Acetone	<0.016		0.016	0.0032	mg/Kg	☼	02/17/16 08:40	02/24/16 13:20	1
Benzene	<0.0041		0.0041	0.00091	mg/Kg	☼	02/17/16 08:40	02/24/16 13:20	1
Bromodichloromethane	<0.0041		0.0041	0.00069	mg/Kg	☼	02/17/16 08:40	02/24/16 13:20	1
Bromoform	<0.0041		0.0041	0.00083	mg/Kg	☼	02/17/16 08:40	02/24/16 13:20	1
Bromomethane	<0.0041	*	0.0041	0.0015	mg/Kg	☼	02/17/16 08:40	02/24/16 13:20	1
2-Butanone (MEK)	<0.0041		0.0041	0.0015	mg/Kg	☼	02/17/16 08:40	02/24/16 13:20	1
Carbon disulfide	<0.0041		0.0041	0.0015	mg/Kg	☼	02/17/16 08:40	02/24/16 13:20	1
Carbon tetrachloride	<0.0041		0.0041	0.00087	mg/Kg	☼	02/17/16 08:40	02/24/16 13:20	1
Chlorobenzene	<0.0041		0.0041	0.00096	mg/Kg	☼	02/17/16 08:40	02/24/16 13:20	1
Chloroethane	<0.0041		0.0041	0.0017	mg/Kg	☼	02/17/16 08:40	02/24/16 13:20	1
Chloroform	<0.0041		0.0041	0.00080	mg/Kg	☼	02/17/16 08:40	02/24/16 13:20	1
Chloromethane	<0.0041		0.0041	0.00098	mg/Kg	☼	02/17/16 08:40	02/24/16 13:20	1
cis-1,2-Dichloroethene	<0.0041		0.0041	0.00083	mg/Kg	☼	02/17/16 08:40	02/24/16 13:20	1
cis-1,3-Dichloropropene	<0.0041		0.0041	0.00093	mg/Kg	☼	02/17/16 08:40	02/24/16 13:20	1
Dibromochloromethane	<0.0041		0.0041	0.00047	mg/Kg	☼	02/17/16 08:40	02/24/16 13:20	1
1,1-Dichloroethane	<0.0041		0.0041	0.00084	mg/Kg	☼	02/17/16 08:40	02/24/16 13:20	1
1,2-Dichloroethane	<0.0041		0.0041	0.00060	mg/Kg	☼	02/17/16 08:40	02/24/16 13:20	1
1,1-Dichloroethene	<0.0041		0.0041	0.0015	mg/Kg	☼	02/17/16 08:40	02/24/16 13:20	1
1,2-Dichloropropane	<0.0041		0.0041	0.0011	mg/Kg	☼	02/17/16 08:40	02/24/16 13:20	1
1,3-Dichloropropene, Total	<0.0041		0.0041	0.0012	mg/Kg	☼	02/17/16 08:40	02/24/16 13:20	1
Ethylbenzene	<0.0041		0.0041	0.0010	mg/Kg	☼	02/17/16 08:40	02/24/16 13:20	1
2-Hexanone	<0.0041		0.0041	0.0013	mg/Kg	☼	02/17/16 08:40	02/24/16 13:20	1
Methylene Chloride	<0.0041		0.0041	0.0031	mg/Kg	☼	02/17/16 08:40	02/24/16 13:20	1
4-Methyl-2-pentanone (MIBK)	<0.0041		0.0041	0.00084	mg/Kg	☼	02/17/16 08:40	02/24/16 13:20	1
Methyl tert-butyl ether	<0.0041		0.0041	0.00096	mg/Kg	☼	02/17/16 08:40	02/24/16 13:20	1
Styrene	<0.0041		0.0041	0.00096	mg/Kg	☼	02/17/16 08:40	02/24/16 13:20	1
1,1,2,2-Tetrachloroethane	<0.0041		0.0041	0.00065	mg/Kg	☼	02/17/16 08:40	02/24/16 13:20	1
Tetrachloroethene	<0.0041		0.0041	0.00085	mg/Kg	☼	02/17/16 08:40	02/24/16 13:20	1
Toluene	<0.0041		0.0041	0.0014	mg/Kg	☼	02/17/16 08:40	02/24/16 13:20	1
trans-1,2-Dichloroethene	<0.0041		0.0041	0.0010	mg/Kg	☼	02/17/16 08:40	02/24/16 13:20	1
trans-1,3-Dichloropropene	<0.0041		0.0041	0.0012	mg/Kg	☼	02/17/16 08:40	02/24/16 13:20	1
1,1,1-Trichloroethane	<0.0041		0.0041	0.00095	mg/Kg	☼	02/17/16 08:40	02/24/16 13:20	1
1,1,2-Trichloroethane	<0.0041		0.0041	0.00079	mg/Kg	☼	02/17/16 08:40	02/24/16 13:20	1
Trichloroethene	<0.0041		0.0041	0.0011	mg/Kg	☼	02/17/16 08:40	02/24/16 13:20	1
Vinyl acetate	<0.0041		0.0041	0.0011	mg/Kg	☼	02/17/16 08:40	02/24/16 13:20	1
Vinyl chloride	<0.0041		0.0041	0.00097	mg/Kg	☼	02/17/16 08:40	02/24/16 13:20	1
Xylenes, Total	<0.0082		0.0082	0.0015	mg/Kg	☼	02/17/16 08:40	02/24/16 13:20	1

Surrogate	%Recovery	Qualifier	Limits	Prepared	Analyzed	Dil Fac
4-Bromofluorobenzene (Surr)	93		70 - 122	02/17/16 08:40	02/24/16 13:20	1
Dibromofluoromethane	91		75 - 120	02/17/16 08:40	02/24/16 13:20	1
1,2-Dichloroethane-d4 (Surr)	81		70 - 134	02/17/16 08:40	02/24/16 13:20	1
Toluene-d8 (Surr)	104		75 - 122	02/17/16 08:40	02/24/16 13:20	1

Method: 8270D - Semivolatile Organic Compounds (GC/MS)

Analyte	Result	Qualifier	RL	MDL	Unit	D	Prepared	Analyzed	Dil Fac
Phenol	<0.18		0.18	0.079	mg/Kg	☼	02/18/16 18:29	02/29/16 12:23	1
Bis(2-chloroethyl)ether	<0.18		0.18	0.054	mg/Kg	☼	02/18/16 18:29	02/29/16 12:23	1
1,3-Dichlorobenzene	<0.18		0.18	0.040	mg/Kg	☼	02/18/16 18:29	02/29/16 12:23	1
1,4-Dichlorobenzene	<0.18		0.18	0.046	mg/Kg	☼	02/18/16 18:29	02/29/16 12:23	1

TestAmerica Chicago

Client Sample Results

Client: Ecology and Environment, Inc.
Project/Site: IDOT - IL 38 - WO 008

TestAmerica Job ID: 500-107642-12

Client Sample ID: 3011-37-B01 (0-1)

Lab Sample ID: 500-107642-23

Date Collected: 02/16/16 15:10

Matrix: Solid

Date Received: 02/17/16 07:45

Percent Solids: 89.7

Method: 8270D - Semivolatile Organic Compounds (GC/MS) (Continued)

Analyte	Result	Qualifier	RL	MDL	Unit	D	Prepared	Analyzed	Dil Fac
1,2-Dichlorobenzene	<0.18		0.18	0.043	mg/Kg	☼	02/18/16 18:29	02/29/16 12:23	1
2-Methylphenol	<0.18		0.18	0.057	mg/Kg	☼	02/18/16 18:29	02/29/16 12:23	1
2,2'-oxybis[1-chloropropane]	<0.18		0.18	0.041	mg/Kg	☼	02/18/16 18:29	02/29/16 12:23	1
N-Nitrosodi-n-propylamine	<0.072		0.072	0.044	mg/Kg	☼	02/18/16 18:29	02/29/16 12:23	1
Hexachloroethane	<0.18		0.18	0.054	mg/Kg	☼	02/18/16 18:29	02/29/16 12:23	1
2-Chlorophenol	<0.18		0.18	0.061	mg/Kg	☼	02/18/16 18:29	02/29/16 12:23	1
Nitrobenzene	<0.036		0.036	0.0089	mg/Kg	☼	02/18/16 18:29	02/29/16 12:23	1
Bis(2-chloroethoxy)methane	<0.18		0.18	0.036	mg/Kg	☼	02/18/16 18:29	02/29/16 12:23	1
1,2,4-Trichlorobenzene	<0.18		0.18	0.039	mg/Kg	☼	02/18/16 18:29	02/29/16 12:23	1
Isophorone	<0.18		0.18	0.040	mg/Kg	☼	02/18/16 18:29	02/29/16 12:23	1
2,4-Dimethylphenol	<0.36		0.36	0.14	mg/Kg	☼	02/18/16 18:29	02/29/16 12:23	1
Hexachlorobutadiene	<0.18		0.18	0.056	mg/Kg	☼	02/18/16 18:29	02/29/16 12:23	1
Naphthalene	<0.036		0.036	0.0055	mg/Kg	☼	02/18/16 18:29	02/29/16 12:23	1
2,4-Dichlorophenol	<0.36		0.36	0.085	mg/Kg	☼	02/18/16 18:29	02/29/16 12:23	1
4-Chloroaniline	<0.72		0.72	0.17	mg/Kg	☼	02/18/16 18:29	02/29/16 12:23	1
2,4,6-Trichlorophenol	<0.36		0.36	0.12	mg/Kg	☼	02/18/16 18:29	02/29/16 12:23	1
2,4,5-Trichlorophenol	<0.36		0.36	0.082	mg/Kg	☼	02/18/16 18:29	02/29/16 12:23	1
Hexachlorocyclopentadiene	<0.72		0.72	0.21	mg/Kg	☼	02/18/16 18:29	02/29/16 12:23	1
2-Methylnaphthalene	<0.036		0.036	0.0066	mg/Kg	☼	02/18/16 18:29	02/29/16 12:23	1
2-Nitroaniline	<0.18		0.18	0.048	mg/Kg	☼	02/18/16 18:29	02/29/16 12:23	1
2-Chloronaphthalene	<0.18		0.18	0.039	mg/Kg	☼	02/18/16 18:29	02/29/16 12:23	1
4-Chloro-3-methylphenol	<0.36		0.36	0.12	mg/Kg	☼	02/18/16 18:29	02/29/16 12:23	1
2,6-Dinitrotoluene	<0.18		0.18	0.070	mg/Kg	☼	02/18/16 18:29	02/29/16 12:23	1
2-Nitrophenol	<0.36		0.36	0.084	mg/Kg	☼	02/18/16 18:29	02/29/16 12:23	1
3-Nitroaniline	<0.36		0.36	0.11	mg/Kg	☼	02/18/16 18:29	02/29/16 12:23	1
Dimethyl phthalate	<0.18		0.18	0.047	mg/Kg	☼	02/18/16 18:29	02/29/16 12:23	1
2,4-Dinitrophenol	<0.72		0.72	0.63	mg/Kg	☼	02/18/16 18:29	02/29/16 12:23	1
Acenaphthylene	<0.036		0.036	0.0047	mg/Kg	☼	02/18/16 18:29	02/29/16 12:23	1
2,4-Dinitrotoluene	<0.18		0.18	0.057	mg/Kg	☼	02/18/16 18:29	02/29/16 12:23	1
Acenaphthene	<0.036		0.036	0.0064	mg/Kg	☼	02/18/16 18:29	02/29/16 12:23	1
Dibenzofuran	<0.18		0.18	0.042	mg/Kg	☼	02/18/16 18:29	02/29/16 12:23	1
4-Nitrophenol	<0.72		0.72	0.34	mg/Kg	☼	02/18/16 18:29	02/29/16 12:23	1
Fluorene	<0.036		0.036	0.0050	mg/Kg	☼	02/18/16 18:29	02/29/16 12:23	1
4-Nitroaniline	<0.36		0.36	0.15	mg/Kg	☼	02/18/16 18:29	02/29/16 12:23	1
4-Bromophenyl phenyl ether	<0.18		0.18	0.047	mg/Kg	☼	02/18/16 18:29	02/29/16 12:23	1
Hexachlorobenzene	<0.072		0.072	0.0083	mg/Kg	☼	02/18/16 18:29	02/29/16 12:23	1
Diethyl phthalate	<0.18		0.18	0.061	mg/Kg	☼	02/18/16 18:29	02/29/16 12:23	1
4-Chlorophenyl phenyl ether	<0.18		0.18	0.042	mg/Kg	☼	02/18/16 18:29	02/29/16 12:23	1
Pentachlorophenol	<0.72		0.72	0.57	mg/Kg	☼	02/18/16 18:29	02/29/16 12:23	1
N-Nitrosodiphenylamine	<0.18		0.18	0.042	mg/Kg	☼	02/18/16 18:29	02/29/16 12:23	1
4,6-Dinitro-2-methylphenol	<0.72		0.72	0.29	mg/Kg	☼	02/18/16 18:29	02/29/16 12:23	1
Phenanthrene	0.011	J	0.036	0.0050	mg/Kg	☼	02/18/16 18:29	02/29/16 12:23	1
Anthracene	<0.036		0.036	0.0060	mg/Kg	☼	02/18/16 18:29	02/29/16 12:23	1
Carbazole	<0.18		0.18	0.089	mg/Kg	☼	02/18/16 18:29	02/29/16 12:23	1
Di-n-butyl phthalate	<0.18		0.18	0.054	mg/Kg	☼	02/18/16 18:29	02/29/16 12:23	1
Fluoranthene	0.032	J	0.036	0.0066	mg/Kg	☼	02/18/16 18:29	02/29/16 12:23	1
Pyrene	0.029	J	0.036	0.0071	mg/Kg	☼	02/18/16 18:29	02/29/16 12:23	1
Butyl benzyl phthalate	<0.18		0.18	0.068	mg/Kg	☼	02/18/16 18:29	02/29/16 12:23	1
Benzo[a]anthracene	0.015	J	0.036	0.0048	mg/Kg	☼	02/18/16 18:29	02/29/16 12:23	1

TestAmerica Chicago

Client Sample Results

Client: Ecology and Environment, Inc.
Project/Site: IDOT - IL 38 - WO 008

TestAmerica Job ID: 500-107642-12

Client Sample ID: 3011-37-B01 (0-1)

Lab Sample ID: 500-107642-23

Date Collected: 02/16/16 15:10

Matrix: Solid

Date Received: 02/17/16 07:45

Percent Solids: 89.7

Method: 8270D - Semivolatile Organic Compounds (GC/MS) (Continued)

Analyte	Result	Qualifier	RL	MDL	Unit	D	Prepared	Analyzed	Dil Fac
Chrysene	0.021	J	0.036	0.0098	mg/Kg	☼	02/18/16 18:29	02/29/16 12:23	1
3,3'-Dichlorobenzidine	<0.18		0.18	0.050	mg/Kg	☼	02/18/16 18:29	02/29/16 12:23	1
Bis(2-ethylhexyl) phthalate	<0.18		0.18	0.065	mg/Kg	☼	02/18/16 18:29	02/29/16 12:23	1
Di-n-octyl phthalate	<0.18		0.18	0.058	mg/Kg	☼	02/18/16 18:29	02/29/16 12:23	1
Benzo[b]fluoranthene	0.037		0.036	0.0077	mg/Kg	☼	02/18/16 18:29	02/29/16 12:23	1
Benzo[k]fluoranthene	0.011	J	0.036	0.011	mg/Kg	☼	02/18/16 18:29	02/29/16 12:23	1
Benzo[a]pyrene	0.021	J	0.036	0.0069	mg/Kg	☼	02/18/16 18:29	02/29/16 12:23	1
Indeno[1,2,3-cd]pyrene	<0.036		0.036	0.0093	mg/Kg	☼	02/18/16 18:29	02/29/16 12:23	1
Dibenz(a,h)anthracene	<0.036		0.036	0.0069	mg/Kg	☼	02/18/16 18:29	02/29/16 12:23	1
Benzo[g,h,i]perylene	0.013	J	0.036	0.012	mg/Kg	☼	02/18/16 18:29	02/29/16 12:23	1
3 & 4 Methylphenol	<0.18		0.18	0.060	mg/Kg	☼	02/18/16 18:29	02/29/16 12:23	1

Surrogate	%Recovery	Qualifier	Limits	Prepared	Analyzed	Dil Fac
2-Fluorophenol	98		25 - 110	02/18/16 18:29	02/29/16 12:23	1
Phenol-d5	105		31 - 110	02/18/16 18:29	02/29/16 12:23	1
Nitrobenzene-d5	93		25 - 115	02/18/16 18:29	02/29/16 12:23	1
2-Fluorobiphenyl	88		25 - 119	02/18/16 18:29	02/29/16 12:23	1
2,4,6-Tribromophenol	96		35 - 137	02/18/16 18:29	02/29/16 12:23	1
Terphenyl-d14	116		36 - 134	02/18/16 18:29	02/29/16 12:23	1

Method: 6010B - Metals (ICP)

Analyte	Result	Qualifier	RL	MDL	Unit	D	Prepared	Analyzed	Dil Fac
Antimony	0.22	J	0.83	0.17	mg/Kg	☼	02/24/16 09:03	02/26/16 13:53	1
Arsenic	4.7		0.41	0.19	mg/Kg	☼	02/24/16 09:03	02/26/16 13:53	1
Barium	59		0.41	0.076	mg/Kg	☼	02/24/16 09:03	02/26/16 13:53	1
Beryllium	0.30		0.17	0.036	mg/Kg	☼	02/24/16 09:03	02/26/16 13:53	1
Boron	6.0		2.1	0.29	mg/Kg	☼	02/24/16 09:03	02/26/16 13:53	1
Cadmium	0.14		0.083	0.024	mg/Kg	☼	02/24/16 09:03	02/26/16 13:53	1
Calcium	110000		83	27	mg/Kg	☼	02/24/16 09:03	02/26/16 00:35	10
Chromium	8.8	B	0.41	0.071	mg/Kg	☼	02/24/16 09:03	02/26/16 13:53	1
Cobalt	6.5		0.21	0.047	mg/Kg	☼	02/24/16 09:03	02/26/16 13:53	1
Copper	11		0.41	0.090	mg/Kg	☼	02/24/16 09:03	02/26/16 13:53	1
Iron	10000	B	8.3	3.2	mg/Kg	☼	02/24/16 09:03	02/26/16 13:53	1
Lead	20		0.21	0.10	mg/Kg	☼	02/24/16 09:03	02/26/16 13:53	1
Magnesium	66000		41	17	mg/Kg	☼	02/24/16 09:03	02/26/16 00:35	10
Manganese	500	B	0.41	0.082	mg/Kg	☼	02/24/16 09:03	02/26/16 13:53	1
Nickel	14	B	0.41	0.11	mg/Kg	☼	02/24/16 09:03	02/26/16 13:53	1
Potassium	790		21	3.4	mg/Kg	☼	02/24/16 09:03	02/26/16 13:53	1
Selenium	0.30	J	0.41	0.21	mg/Kg	☼	02/24/16 09:03	02/26/16 13:53	1
Silver	<0.21		0.21	0.048	mg/Kg	☼	02/24/16 09:03	02/26/16 13:53	1
Sodium	1200		41	5.5	mg/Kg	☼	02/24/16 09:03	02/26/16 13:53	1
Thallium	<0.41		0.41	0.20	mg/Kg	☼	02/24/16 09:03	02/26/16 13:53	1
Vanadium	15		0.21	0.060	mg/Kg	☼	02/24/16 09:03	02/26/16 13:53	1
Zinc	42		8.3	2.6	mg/Kg	☼	02/24/16 09:03	02/26/16 00:35	10

Method: 6010B - Metals (ICP) - TCLP

Analyte	Result	Qualifier	RL	MDL	Unit	D	Prepared	Analyzed	Dil Fac
Barium	0.60		0.50	0.050	mg/L		02/23/16 09:18	02/24/16 23:20	1
Beryllium	<0.0040		0.0040	0.0040	mg/L		02/23/16 09:18	02/24/16 23:20	1
Boron	0.57		0.50	0.050	mg/L		02/23/16 09:18	02/24/16 23:20	1

TestAmerica Chicago

Client Sample Results

Client: Ecology and Environment, Inc.
Project/Site: IDOT - IL 38 - WO 008

TestAmerica Job ID: 500-107642-12

Client Sample ID: 3011-37-B01 (0-1)

Lab Sample ID: 500-107642-23

Date Collected: 02/16/16 15:10

Matrix: Solid

Date Received: 02/17/16 07:45

Percent Solids: 89.7

Method: 6010B - Metals (ICP) - TCLP (Continued)

Analyte	Result	Qualifier	RL	MDL	Unit	D	Prepared	Analyzed	Dil Fac
Cadmium	<0.0050		0.0050	0.0020	mg/L		02/23/16 09:18	02/24/16 23:20	1
Chromium	<0.025		0.025	0.010	mg/L		02/23/16 09:18	02/24/16 23:20	1
Cobalt	<0.025		0.025	0.010	mg/L		02/23/16 09:18	02/24/16 23:20	1
Iron	<0.40		0.40	0.20	mg/L		02/23/16 09:18	02/24/16 23:20	1
Lead	<0.0075		0.0075	0.0075	mg/L		02/23/16 09:18	02/24/16 23:20	1
Manganese	3.2		0.025	0.010	mg/L		02/23/16 09:18	02/24/16 23:20	1
Nickel	0.017	J	0.025	0.010	mg/L		02/23/16 09:18	02/24/16 23:20	1
Selenium	<0.050		0.050	0.020	mg/L		02/23/16 09:18	02/24/16 23:20	1
Silver	<0.025		0.025	0.010	mg/L		02/23/16 09:18	02/24/16 23:20	1
Zinc	0.22	J	0.50	0.020	mg/L		02/23/16 09:18	02/24/16 23:20	1

Method: 6010B - Metals (ICP) - SPLP East

Analyte	Result	Qualifier	RL	MDL	Unit	D	Prepared	Analyzed	Dil Fac
Manganese	0.38		0.025	0.010	mg/L		02/23/16 09:23	02/25/16 06:40	1

Method: 6020A - Metals (ICP/MS) - TCLP

Analyte	Result	Qualifier	RL	MDL	Unit	D	Prepared	Analyzed	Dil Fac
Antimony	<0.0060		0.0060	0.0060	mg/L		02/23/16 09:18	02/23/16 18:17	1
Thallium	<0.0020		0.0020	0.0020	mg/L		02/23/16 09:18	02/23/16 18:17	1

Method: 7470A - TCLP Mercury - TCLP

Analyte	Result	Qualifier	RL	MDL	Unit	D	Prepared	Analyzed	Dil Fac
Mercury	<0.00020	^	0.00020	0.00020	mg/L		02/22/16 15:15	02/23/16 11:07	1

Method: 7471B - Mercury (CVAA)

Analyte	Result	Qualifier	RL	MDL	Unit	D	Prepared	Analyzed	Dil Fac
Mercury	0.054		0.017	0.0087	mg/Kg	☼	02/23/16 15:15	02/24/16 10:11	1

General Chemistry

Analyte	Result	Qualifier	RL	MDL	Unit	D	Prepared	Analyzed	Dil Fac
pH	8.47		0.200	0.200	SU			02/20/16 13:32	1

Definitions/Glossary

Client: Ecology and Environment, Inc.
Project/Site: IDOT - IL 38 - WO 008

TestAmerica Job ID: 500-107642-12

Qualifiers

GC/MS VOA

Qualifier	Qualifier Description
*	LCS or LCSD is outside acceptance limits.

GC/MS Semi VOA

Qualifier	Qualifier Description
J	Result is less than the RL but greater than or equal to the MDL and the concentration is an approximate value.
X	Surrogate is outside control limits

Metals

Qualifier	Qualifier Description
J	Result is less than the RL but greater than or equal to the MDL and the concentration is an approximate value.
B	Compound was found in the blank and sample.
^	ICV,CCV,ICB,CCB, ISA, ISB, CRI, CRA, DLCK or MRL standard: Instrument related QC is outside acceptance limits.
4	MS, MSD: The analyte present in the original sample is greater than 4 times the matrix spike concentration; therefore, control limits are not applicable.

Glossary

Abbreviation	These commonly used abbreviations may or may not be present in this report.
□	Listed under the "D" column to designate that the result is reported on a dry weight basis
%R	Percent Recovery
CFL	Contains Free Liquid
CNF	Contains no Free Liquid
DER	Duplicate error ratio (normalized absolute difference)
Dil Fac	Dilution Factor
DL, RA, RE, IN	Indicates a Dilution, Re-analysis, Re-extraction, or additional Initial metals/anion analysis of the sample
DLC	Decision level concentration
MDA	Minimum detectable activity
EDL	Estimated Detection Limit
MDC	Minimum detectable concentration
MDL	Method Detection Limit
ML	Minimum Level (Dioxin)
NC	Not Calculated
ND	Not detected at the reporting limit (or MDL or EDL if shown)
PQL	Practical Quantitation Limit
QC	Quality Control
RER	Relative error ratio
RL	Reporting Limit or Requested Limit (Radiochemistry)
RPD	Relative Percent Difference, a measure of the relative difference between two points
TEF	Toxicity Equivalent Factor (Dioxin)
TEQ	Toxicity Equivalent Quotient (Dioxin)

Certification Summary

Client: Ecology and Environment, Inc.
Project/Site: IDOT - IL 38 - WO 008

TestAmerica Job ID: 500-107642-12


Laboratory: TestAmerica Chicago

Unless otherwise noted, all analytes for this laboratory were covered under each certification below.

Authority	Program	EPA Region	Certification ID	Expiration Date
Illinois	NELAP	5	100201	04-30-16

The following analytes are included in this report, but certification is not offered by the governing authority:

Analysis Method	Prep Method	Matrix	Analyte
6020A	3010A	Solid	Antimony
6020A	3010A	Solid	Thallium
8260B	5035	Solid	1,3-Dichloropropene, Total
Moisture		Solid	Percent Moisture
Moisture		Solid	Percent Solids



TestAmerica

THE LEADER IN ENVIRONMENTAL TESTING

2417 Bond Street, University Park, IL 60484
 Phone: 708.534.5200 Fax: 708.534.5211

Report To (optional) _____
 Contact: _____
 Company: _____
 Address: _____
 Address: _____
 Phone: _____
 Fax: _____
 E-Mail: _____

Bill To (optional) _____
 Contact: _____
 Company: _____
 Address: _____
 Address: _____
 Phone: _____
 Fax: _____
 PO#/Reference# _____

Chain of Custody Record

Lab Job #: 500-107642
 Chain of Custody Number: _____
 Page _____ of _____
 Temperature °C of Cooler: _____

Client		Client Project #		Preservative		Parameter												Preservative Key	
EE		1009341.0009.01																1. HCL, Cool to 4° 2. H2SO4, Cool to 4° 3. HNO3, Cool to 4° 4. NaOH, Cool to 4° 5. NaOH/Zn, Cool to 4° 6. NaHCO4 7. Cool to 4° 8. None 9. Other	
Project Name		Lab Project #		Sampling		# of Containers		Matrix										Comments	
FL 38		50011864		Date Time		Containers		Matrix											
Project Location/State		Lab PM																	
Kane County, IL		D. Wright																	
Sampler																			
S. Cooper																			
Lab ID	MS/MSD	Sample ID	Date	Time	# of Containers	Matrix													
22		3011-37-1301(0-1)	2/16/16	1500	2	S	VOC												
23		3011-37-1301(0-1)	2/16/16	1510	2	S	SUOC												

Turnaround Time Required (Business Days) 1 Day 2 Days 5 Days 7 Days 10 Days 15 Days Other

Requested Due Date _____

Sample Disposal: Return to Client Disposal by Lab Archive for _____ Months (A fee may be assessed if samples are retained longer than 1 month)

Relinquished By: <u>[Signature]</u> Company: <u>EE</u> Date: <u>2/16/16</u> Time: <u>1530</u>	Received By: <u>[Signature]</u> Company: <u>TA</u> Date: <u>2/16/16</u> Time: <u>1530</u>	Lab Courier: <u>TA</u>
Relinquished By: <u>[Signature]</u> Company: <u>TA</u> Date: <u>2/16/16</u> Time: <u>1715</u>	Received By: <u>[Signature]</u> Company: <u>TA-CPRE</u> Date: <u>2/17/16</u> Time: <u>0745</u>	Shipped: _____
Relinquished By: _____ Company: _____ Date: _____ Time: _____	Received By: _____ Company: _____ Date: _____ Time: _____	Hand Delivered: _____

- Matrix Key
- WW - Wastewater
 - W - Water
 - S - Soil
 - SL - Sludge
 - MS - Miscellaneous
 - OL - Oil
 - A - Air
 - SE - Sediment
 - SO - Soil
 - L - Leachate
 - WI - Wipe
 - DW - Drinking Water
 - O - Other

Client Comments: _____

Lab Comments: _____

Login Sample Receipt Checklist

Client: Ecology and Environment, Inc.

Job Number: 500-107642-12

Login Number: 107642

List Source: TestAmerica Chicago

List Number: 1

Creator: Scott, Sherri L

Question	Answer	Comment
Radioactivity wasn't checked or is \leq background as measured by a survey meter.	True	
The cooler's custody seal, if present, is intact.	True	
Sample custody seals, if present, are intact.	True	
The cooler or samples do not appear to have been compromised or tampered with.	True	
Samples were received on ice.	True	
Cooler Temperature is acceptable.	True	
Cooler Temperature is recorded.	True	2.8,2.5,3.2,3.5
COC is present.	True	
COC is filled out in ink and legible.	True	
COC is filled out with all pertinent information.	True	
Is the Field Sampler's name present on COC?	True	
There are no discrepancies between the containers received and the COC.	True	
Samples are received within Holding Time (excluding tests with immediate HTs)	True	
Sample containers have legible labels.	True	
Containers are not broken or leaking.	True	
Sample collection date/times are provided.	True	
Appropriate sample containers are used.	True	
Sample bottles are completely filled.	True	
Sample Preservation Verified.	True	
There is sufficient vol. for all requested analyses, incl. any requested MS/MSDs	True	
Containers requiring zero headspace have no headspace or bubble is <math><6\text{mm}</math> (1/4").	N/A	
Multiphasic samples are not present.	True	
Samples do not require splitting or compositing.	True	
Residual Chlorine Checked.	N/A	





Bureau of Land • 1021 North Grand Avenue East • P.O. Box 19276 • Springfield • Illinois • 62794-9276

Uncontaminated Soil Certification by Licensed Professional Engineer or Licensed Professional Geologist for Use of Uncontaminated Soil as Fill in a CCDD or Uncontaminated Soil Fill Operation LPC-663

Revised in accordance with 35 Ill. Adm. Code 1100, as amended by PCB R2012-009 (eff. Aug. 27, 2012)

This certification form is to be used by professional engineers and professional geologists to certify, pursuant to 35 Ill. Adm. Code 1100.205(a)(1)(B), that soil (i) is uncontaminated soil and (ii) is within a pH range of 6.26 to 9.0. If you have questions about this form, please telephone the Bureau of Land Permit Section at 217/524-3300.

This form may be completed online, saved locally, printed and signed, and submitted to prospective clean construction or demolition debris (CCDD) fill operations or uncontaminated soil fill operations.

I. Source Location Information

(Describe the location of the source of the uncontaminated soil)

Project Name: FAP 347 (IL Route 38) Office Phone Number, if available: _____

Physical Site Location (address, including number and street):
46W 276 IL 38 ISGS #3011-38 (Fox Chase Farms)

City: Maple Park State: IL Zip Code: 60151

County: Kane Township: Campton

Lat/Long of approximate center of site in decimal degrees (DD.ddddd) to five decimal places (e.g., 40.67890, -90.12345):

Latitude: 41.89916 Longitude: -88.51457
(Decimal Degrees) (-Decimal Degrees)

Identify how the lat/long data were determined:

- GPS Map Interpolation Photo Interpolation Survey Other

IEPA Site Number(s), if assigned: BOL: _____ BOW: _____ BOA: _____

II. Owner/Operator Information for Source Site

Site Owner

Site Operator

Name: Illinois Department of Transportation

Name: Illinois Department of Transportation

Street Address: 201 West Center Court

Street Address: 201 West Center Court

PO Box: _____

PO Box: _____

City: Schaumburg State: IL

City: Schaumburg State: IL

Zip Code: 60196-1096 Phone: 847-705-4159

Zip Code: 60196-1096 Phone: 847-705-4159

Contact: Sam Mead

Contact: Sam Mead

Email, if available: Sam.Mead@illinois.gov

Email, if available: Sam.Mead@illinois.gov

This Agency is authorized to require this information under Section 4 and Title X of the Environmental Protection Act (415 ILCS 5/4, 5/39). Failure to disclose this information may result in: a civil penalty of not to exceed \$50,000 for the violation and an additional civil penalty of not to exceed \$10,000 for each day during which the violation continues (415 ILCS 5/42). This form has been approved by the Forms Management Center.

Project Name: FAP 347 (IL Route 38)

Latitude: 41.89916 Longitude: -88.51457

Uncontaminated Site Certification

III. Basis for Certification and Attachments

For each item listed below, reference the attachments to this form that provide the required information.

- a. A Description of the soil sample points and how they were determined to be sufficient in number and appropriately located 35 Ill. Adm. Code 1100.610(a):

Locations 3011-38-B01 through B06 were sampled within the construction zone adjacent to ISGS #3011-38 (Fox Chase Farms). Refer to PSI Report for ISGS #3011-38 (Fox Chase Farms) including Table 4-4, and Figures 4-6A&B.

- b. Analytical soil testing results to show that soil chemical constituents comply with the maximum allowable concentrations established pursuant to 35 Ill. Adm. Code Part 1100, Subpart F and that the soil pH is within the range of 6.25 to 9.0, including the documentation of chain of custody control, a copy of the lab analysis; the accreditation status of the laboratory performing the analysis; and certification by an authorized agent of the laboratory that the analysis has been performed in accordance with the Agency's rules for the accreditation of environmental and the scope of the accreditation [35 Ill. Adm. Code 1100.201(g), 1100.205(a), 1100.610]:

See attached data summary table and associated laboratory data package J107595-1.

IV. Certification Statement, Signature and Seal of Licensed Professional Engineer or Licensed Professional Geologist

I, Neil J. Brown (name of licensed professional engineer or geologist) certify under penalty of law that the information submitted, including but not limited to, all attachments and other information, is to the best of my knowledge and belief, true, accurate and complete. In accordance with the Environmental Protection Act [415 ILCS 5/22.51 or 22.51a] and 35 Ill. Adm. Code 1100.205(a), I certify that the soil from this site is uncontaminated soil. I also certify that the soil pH is within the range of 6.25 to 9.0. In addition, I certify that the soil has not been removed from the site as part of a cleanup or removal of contaminants. All necessary documentation is attached.

Any person who knowingly makes a false, fictitious, or fraudulent material statement, orally or in writing, to the Illinois EPA commits a Class 4 felony. A second or subsequent offense after conviction is a Class 3 felony. (415 ILCS 5/44(h))

Company Name: Ecology and Environment, Inc.


Street Address: 33 West Monroe Street

City: Chicago State: IL Zip Code: 60603

Phone: 312-578-9243

Neil J. Brown

Printed Name:



Licensed Professional Engineer or
Licensed Professional Geologist Signature:

3/17/16

Date:



P.E. or L.P.G. Seal:




Analytical Data Summary

PTB #176-001; IDOT Job #D-91-339-15; Project #P-91-141-15; WorkOrder #08A

Key to Data Tables

- MAC = Maximum Allowable Concentration of Chemical Constituent in
Uncontaminated Soil Used as Fill Material At Regulated Fill Operations
- mg/kg = Milligrams per kilogram.
- mg/L = Milligrams per liter.
- MSA = Metropolitan Statistical Area
- TACO = Tiered Approach to Corrective Action Objectives
- TCLP = Toxicity Characteristic Leaching Procedure.
- SCGIER = Soil Component of the Groundwater Ingestion Exposure Route
- SPLP = Synthetic Precipitation Leaching Procedure.
- ND = Not detected.
- NA = Not analyzed.
- J = Estimated value.
- U = Analyte was analyzed for but not detected.

Criteria Qualifiers and Shading

- † = Concentration exceeds the most stringent MAC.
- m = Concentration exceeds the MAC for an MSA.
- * = Concentration exceeds the MAC for Chicago corporate limits.
- L = The detected TCLP/SPLP concentration exceeds the TACO Tier 1 RO for the SCGIER.
-  = Concentration exceeds the most stringent MAC, but is below the MAC for an MSA.
-  = Concentration exceeds the most stringent MAC and the MAC for Chicago corporate limits.
-  = Concentration exceeds applicable comparison criteria.

PTB #176-001; IDOT Job #D-91-339-15; Project #P-91-141-15; WorkOrder #08A
CONTAMINANTS OF CONCERN

SITE	ISGS #3011-38 (Fox Chase Farms)			Comparison Criteria			
	3011-38-B01	3011-38-B02	3011-38-B03	MACs			TACO
SAMPLE	3011-38-B01 (0-1)	3011-38-B02 (0-1)	3011-38-B03 (0-1)	Most Stringent	Within an MSA	Within Chicago	SCGIER
MATRIX	Soil	Soil	Soil				
DEPTH (feet)	0-1	0-1	0-1				
pH	8.46	8.51	8.36				
VOCs (mg/kg)							
Acetone	ND U	ND U	ND U	25	--	--	--
SVOCs (mg/kg)							
Acenaphthylene	ND U	ND U	0.0051 J	--	--	--	--
Anthracene	0.0063 J	0.013 J	0.019 J	12,000	--	--	--
Benzo[a]anthracene	0.044	0.077	0.079	0.9	1.8	1.1	--
Benzo[a]pyrene	0.07	0.13 †	0.1 †	0.09	2.1	1.3	--
Benzo[b]fluoranthene	0.12	0.23	0.18	0.9	2.1	1.5	--
Benzo[g,h,i]perylene	0.052	0.11	0.06	--	--	--	--
Benzo[k]fluoranthene	0.056	0.094	0.07	9	--	--	--
Bis(2-ethylhexyl) phthalate	ND U	ND U	ND U	46	--	--	--
Chrysene	0.067	0.13	0.11	88	--	--	--
Dibenzo(a,h)anthracene	ND U	ND U	0.013 J	0.09	0.42	0.2	--
Fluoranthene	0.07	0.12	0.19	3,100	--	--	--
Fluorene	ND U	ND U	0.0086 J	560	--	--	--
Indeno[1,2,3-cd]pyrene	0.056	0.11	0.059	0.9	1.6	0.9	--
Phenanthrene	0.041	0.068	0.095	--	--	--	--
Pyrene	0.15	0.25	0.2	2,300	--	--	--
Inorganics (mg/kg)							
Antimony	0.34 J	0.55 J	0.44 J	5	--	--	--
Arsenic	2.2	2.6	2.4	11.3	13	--	--
Barium	26	24	29	1,500	--	--	--
Beryllium	0.17 J	0.16 J	0.2 J	22	--	--	--
Boron	8.6	8.8	8.2	40	--	--	--
Cadmium	0.064 J	0.14	0.097 J	5.2	--	--	--
Calcium	150,000	160,000	140,000	--	--	--	--
Chromium	31 †	8.4	9.4	21	--	--	--
Cobalt	2.9	3	3.5	20	--	--	--
Copper	7.4	8.8	10	2,900	--	--	--
Iron	5,700	6,400	7,000	15,000	15,900	--	--
Lead	150 †	52	42	107	--	--	--
Magnesium	90,000	99,000	85,000	325,000	--	--	--
Manganese	350	340	300	630	636	--	--
Mercury	ND U	0.011 J	0.014 J	0.89	--	--	--
Nickel	6.3	6.3	7.9	100	--	--	--
Potassium	540	510	530	--	--	--	--
Selenium	ND U	ND U	ND U	1.3	--	--	--
Silver	ND U	ND U	0.12 J	4.4	--	--	--
Sodium	810	790	1,000	--	--	--	--
Vanadium	8.3	9.9	11	550	--	--	--
Zinc	30	35	42	5,100	--	--	--
TCLP Metals (mg/L)							
Barium	0.27 J	0.29 J	0.44 J	--	--	--	2
Boron	0.06 J	0.06 J	0.081 J	--	--	--	2
Chromium	ND U	ND U	ND U	--	--	--	0.1
Cobalt	ND U	ND U	ND U	--	--	--	1
Lead	ND U	ND U	ND U	--	--	--	0.0075
Manganese	1.2 L	1.1 L	1.2 L	--	--	--	0.15
Nickel	ND U	ND U	ND U	--	--	--	0.1
Zinc	0.059 J	0.13 J	0.054 J	--	--	--	5
SPLP Metals (mg/L)							
Lead	NA	NA	NA	--	--	--	0.0075
Manganese	0.085	0.24 L	0.48 L	--	--	--	0.15

PTB #176-001; IDOT Job #D-91-339-15; Project #P-91-141-15; WorkOrder #08A
CONTAMINANTS OF CONCERN

SITE	ISGS #3011-38 (Fox Chase Farms)			Comparison Criteria			
	3011-38-B04	3011-38-B05	3011-38-B06	MACs			TACO
SAMPLE	3011-38-B04 (0-1)	3011-38-B05 (0-1)	3011-38-B06 (0-1)	Most Stringent	Within an MSA	Within Chicago	SCGIER
MATRIX	Soil	Soil	Soil				
DEPTH (feet)	0-1	0-1	0-1				
pH	8.55	7.85	7.92				
VOCs (mg/kg)							
Acetone	ND U	0.034	ND U	25	--	--	--
SVOCs (mg/kg)							
Acenaphthylene	0.0048 J	ND U	ND U	--	--	--	--
Anthracene	0.015 J	0.011 J	0.016 J	12,000	--	--	--
Benzo[a]anthracene	0.088	0.072	0.11	0.9	1.8	1.1	--
Benzo[a]pyrene	0.11 †	0.084	0.18 †	0.09	2.1	1.3	--
Benzo[b]fluoranthene	0.2	0.16	0.23	0.9	2.1	1.5	--
Benzo[g,h,i]perylene	0.066	0.05	0.21	--	--	--	--
Benzo[k]fluoranthene	0.091	0.065	0.086	9	--	--	--
Bis(2-ethylhexyl) phthalate	ND U	ND U	0.12 J	46	--	--	--
Chrysene	0.12	0.092	0.16	88	--	--	--
Dibenzo(a,h)anthracene	ND U	ND U	0.069	0.09	0.42	0.2	--
Fluoranthene	0.17	0.14	0.14	3,100	--	--	--
Fluorene	ND U	ND U	ND U	560	--	--	--
Indeno[1,2,3-cd]pyrene	0.049	0.042	0.19	0.9	1.6	0.9	--
Phenanthrene	0.073	0.056	0.075	--	--	--	--
Pyrene	0.25	0.17	0.39 J	2,300	--	--	--
Inorganics (mg/kg)							
Antimony	0.41 J	0.47 J	0.45 J	5	--	--	--
Arsenic	5.3	3.9	3 J	11.3	13	--	--
Barium	64	58	37 J	1,500	--	--	--
Beryllium	0.38	0.31	0.13 J	22	--	--	--
Boron	4.2	6.1	8.2	40	--	--	--
Cadmium	0.069 J	0.18	0.11	5.2	--	--	--
Calcium	59,000	100,000	130,000	--	--	--	--
Chromium	10	11	7.6	21	--	--	--
Cobalt	7.4	5.3	3.8 J	20	--	--	--
Copper	15	11	11 J	2,900	--	--	--
Iron	11,000	8,400	6,900 J	15,000	15,900	--	--
Lead	31	70	69 J	107	--	--	--
Magnesium	28,000	41,000	74,000	325,000	--	--	--
Manganese	510	370	340 J	630	636	--	--
Mercury	0.03	0.019	0.015 J	0.89	--	--	--
Nickel	15	11	8.4	100	--	--	--
Potassium	690	630	530 J	--	--	--	--
Selenium	0.49 J	ND U	0.43 J	1.3	--	--	--
Silver	ND U	ND U	ND U	4.4	--	--	--
Sodium	1,500	1,300	1,300 J	--	--	--	--
Vanadium	17	15	12	550	--	--	--
Zinc	58	57	48	5,100	--	--	--
TCLP Metals (mg/L)							
Barium	0.45 J	0.75	0.38 J	--	--	--	2
Boron	0.08 J	0.082 J	0.084 J	--	--	--	2
Chromium	ND U	ND U	ND U	--	--	--	0.1
Cobalt	ND U	0.02 J	ND U	--	--	--	1
Lead	ND U	ND U	0.0084 L	--	--	--	0.0075
Manganese	2.1 L	7.8 L	2 J L	--	--	--	0.15
Nickel	0.016 J	0.019 J	0.012 J	--	--	--	0.1
Zinc	0.15 J	0.11 J	0.079 J	--	--	--	5
SPLP Metals (mg/L)							
Lead	NA	NA	0.095 L	--	--	--	0.0075
Manganese	0.59 L	1 L	0.28 L	--	--	--	0.15

TestAmerica

THE LEADER IN ENVIRONMENTAL TESTING

ANALYTICAL REPORT

TestAmerica Laboratories, Inc.
TestAmerica Chicago
2417 Bond Street
University Park, IL 60484
Tel: (708)534-5200

TestAmerica Job ID: 500-107595-1
Client Project/Site: IDOT - IL 38 - WO 008

For:
Ecology and Environment, Inc.
33 West Monroe St.
Suite 1410
Chicago, Illinois 60603

Attn: Mr. Dean Tiebout

Jodie Bracken

Authorized for release by:
2/29/2016 4:25:56 PM
Jodie Bracken, Project Management Assistant II
jodie.bracken@testamericainc.com

Designee for
Richard Wright, Senior Project Manager
(708)534-5200
richard.wright@testamericainc.com

LINKS

Review your project
results through
TotalAccess

Have a Question?



Visit us at:
www.testamericainc.com

The test results in this report meet all 2003 NELAC and 2009 TNI requirements for accredited parameters, exceptions are noted in this report. This report may not be reproduced except in full, and with written approval from the laboratory. For questions please contact the Project Manager at the e-mail address or telephone number listed on this page.

This report has been electronically signed and authorized by the signatory. Electronic signature is intended to be the legally binding equivalent of a traditionally handwritten signature.

Results relate only to the items tested and the sample(s) as received by the laboratory.

1

2

3

4

5

6

7

8

9

10



Table of Contents

Cover Page	1
Table of Contents	2
Case Narrative	3
Detection Summary	4
Sample Summary	10
Client Sample Results	11
Definitions	35
Certification Summary	36
Chain of Custody	37
Receipt Checklists	38

Case Narrative

Client: Ecology and Environment, Inc.
Project/Site: IDOT - IL 38 - WO 008

TestAmerica Job ID: 500-107595-1

Job ID: 500-107595-1

Laboratory: TestAmerica Chicago

Narrative

Job Narrative 500-107595-1

Comments

No additional comments.

Receipt

The samples were received on 2/16/2016 8:00 AM; the samples arrived in good condition, properly preserved and, where required, on ice. The temperatures of the 5 coolers at receipt time were 2.4° C, 2.7° C, 2.9° C, 3.0° C and 3.2° C.

GC/MS VOA

Method(s) 8260B: The continuing calibration verification (CCV) associated with batch 500-323718 recovered above the upper control limit for Chloromethane. The samples associated with this CCV were non-detects for the affected analyte; therefore, the data have been reported.

Method(s) 8260B: The laboratory control sample (LCS) for batch 500-323718 recovered outside control limits for the following analyte: Chloromethane. This analyte was biased high in the LCS and was not detected in the associated samples; therefore, the data have been reported.

No additional analytical or quality issues were noted, other than those described above or in the Definitions/Glossary page.

GC/MS Semi VOA

Method(s) 8270D: The following samples contained one acid surrogate and/or one base/neutral surrogate outside acceptance limits: 3011-38-B06 (0-1) (500-107595-1), 3011-38-B03 (0-1) (500-107595-4), 3011-38-B02 (0-1) (500-107595-5), 3011-38-B01 (0-1) (500-107595-6), (500-107595-E-1-B MS) and (500-107595-E-1-C MSD). The laboratory's SOP allows one acid and one base/neutral surrogate to be outside acceptance limits; therefore, re-extraction was not performed. These results have been reported and qualified.

No additional analytical or quality issues were noted, other than those described above or in the Definitions/Glossary page.

Metals

Method(s) 6010B: The method blank for preparation batch 500-323833 and analytical batch 500-324356 contained Chromium above the reporting limit (RL). Associated samples 3011-38-B06 (0-1) (500-107595-1), 3011-38-B05 (0-1) (500-107595-2), 3011-38-B04 (0-1) (500-107595-3), 3011-38-B03 (0-1) (500-107595-4), 3011-38-B02 (0-1) (500-107595-5), 3011-38-B01 (0-1) (500-107595-6), were not re-extracted and/or re-analyzed because results were greater than 10X the value found in the method blank.

No additional analytical or quality issues were noted, other than those described above or in the Definitions/Glossary page.

General Chemistry

No analytical or quality issues were noted, other than those described in the Definitions/Glossary page.

Organic Prep

No analytical or quality issues were noted, other than those described in the Definitions/Glossary page.

Detection Summary

Client: Ecology and Environment, Inc.
Project/Site: IDOT - IL 38 - WO 008

TestAmerica Job ID: 500-107595-1

Client Sample ID: 3011-38-B06 (0-1)

Lab Sample ID: 500-107595-1

Analyte	Result	Qualifier	RL	MDL	Unit	Dil Fac	D	Method	Prep Type
Phenanthrene	0.075		0.037	0.0052	mg/Kg	1	☼	8270D	Total/NA
Anthracene	0.016	J	0.037	0.0062	mg/Kg	1	☼	8270D	Total/NA
Fluoranthene	0.14		0.037	0.0069	mg/Kg	1	☼	8270D	Total/NA
Pyrene	0.39	F1	0.037	0.0074	mg/Kg	1	☼	8270D	Total/NA
Benzo[a]anthracene	0.11		0.037	0.0050	mg/Kg	1	☼	8270D	Total/NA
Chrysene	0.16		0.037	0.010	mg/Kg	1	☼	8270D	Total/NA
Bis(2-ethylhexyl) pthalate	0.12	J F2 F1	0.19	0.068	mg/Kg	1	☼	8270D	Total/NA
Benzo[b]fluoranthene	0.23		0.037	0.0080	mg/Kg	1	☼	8270D	Total/NA
Benzo[k]fluoranthene	0.086		0.037	0.011	mg/Kg	1	☼	8270D	Total/NA
Benzo[a]pyrene	0.18		0.037	0.0072	mg/Kg	1	☼	8270D	Total/NA
Indeno[1,2,3-cd]pyrene	0.19		0.037	0.0096	mg/Kg	1	☼	8270D	Total/NA
Dibenz(a,h)anthracene	0.069		0.037	0.0072	mg/Kg	1	☼	8270D	Total/NA
Benzo[g,h,i]perylene	0.21		0.037	0.012	mg/Kg	1	☼	8270D	Total/NA
Antimony	0.45	J F1	1.1	0.22	mg/Kg	1	☼	6010B	Total/NA
Arsenic	3.0		0.53	0.24	mg/Kg	1	☼	6010B	Total/NA
Barium	37		0.53	0.097	mg/Kg	1	☼	6010B	Total/NA
Beryllium	0.13	J	0.21	0.046	mg/Kg	1	☼	6010B	Total/NA
Boron	8.2		2.6	0.37	mg/Kg	1	☼	6010B	Total/NA
Cadmium	0.11		0.11	0.031	mg/Kg	1	☼	6010B	Total/NA
Calcium	130000		110	34	mg/Kg	10	☼	6010B	Total/NA
Chromium	7.6	B	0.53	0.091	mg/Kg	1	☼	6010B	Total/NA
Cobalt	3.8		0.26	0.060	mg/Kg	1	☼	6010B	Total/NA
Copper	11		0.53	0.11	mg/Kg	1	☼	6010B	Total/NA
Iron	6900	F2	11	4.1	mg/Kg	1	☼	6010B	Total/NA
Lead	69		0.26	0.13	mg/Kg	1	☼	6010B	Total/NA
Magnesium	74000		53	22	mg/Kg	10	☼	6010B	Total/NA
Manganese	340	F2	0.53	0.10	mg/Kg	1	☼	6010B	Total/NA
Nickel	8.4		0.53	0.14	mg/Kg	1	☼	6010B	Total/NA
Potassium	530	F1	26	4.3	mg/Kg	1	☼	6010B	Total/NA
Selenium	0.43	J F1	0.53	0.26	mg/Kg	1	☼	6010B	Total/NA
Sodium	1300	F1	53	7.0	mg/Kg	1	☼	6010B	Total/NA
Vanadium	12		0.26	0.077	mg/Kg	1	☼	6010B	Total/NA
Zinc	48	F1 F2	11	3.4	mg/Kg	10	☼	6010B	Total/NA
Barium	0.38	J	0.50	0.050	mg/L	1		6010B	TCLP
Boron	0.084	J	0.50	0.050	mg/L	1		6010B	TCLP
Lead	0.0084		0.0075	0.0075	mg/L	1		6010B	TCLP
Manganese	2.0	F1	0.025	0.010	mg/L	1		6010B	TCLP
Nickel	0.012	J	0.025	0.010	mg/L	1		6010B	TCLP
Zinc	0.079	J	0.50	0.020	mg/L	1		6010B	TCLP
Lead	0.095		0.0075	0.0075	mg/L	1		6010B	SPLP East
Manganese	0.28		0.025	0.010	mg/L	1		6010B	SPLP East
Mercury	0.015	J	0.018	0.0092	mg/Kg	1	☼	7471B	Total/NA
pH	7.92		0.200	0.200	SU	1		9045D	Total/NA

Client Sample ID: 3011-38-B05 (0-1)

Lab Sample ID: 500-107595-2

Analyte	Result	Qualifier	RL	MDL	Unit	Dil Fac	D	Method	Prep Type
Acetone	0.034		0.024	0.0047	mg/Kg	1	☼	8260B	Total/NA
Phenanthrene	0.056		0.037	0.0052	mg/Kg	1	☼	8270D	Total/NA
Anthracene	0.011	J	0.037	0.0062	mg/Kg	1	☼	8270D	Total/NA

This Detection Summary does not include radiochemical test results.

TestAmerica Chicago

Detection Summary

Client: Ecology and Environment, Inc.
Project/Site: IDOT - IL 38 - WO 008

TestAmerica Job ID: 500-107595-1

Client Sample ID: 3011-38-B05 (0-1) (Continued)

Lab Sample ID: 500-107595-2

Analyte	Result	Qualifier	RL	MDL	Unit	Dil Fac	D	Method	Prep Type
Fluoranthene	0.14		0.037	0.0069	mg/Kg	1	☼	8270D	Total/NA
Pyrene	0.17		0.037	0.0074	mg/Kg	1	☼	8270D	Total/NA
Benzo[a]anthracene	0.072		0.037	0.0050	mg/Kg	1	☼	8270D	Total/NA
Chrysene	0.092		0.037	0.010	mg/Kg	1	☼	8270D	Total/NA
Benzo[b]fluoranthene	0.16		0.037	0.0080	mg/Kg	1	☼	8270D	Total/NA
Benzo[k]fluoranthene	0.065		0.037	0.011	mg/Kg	1	☼	8270D	Total/NA
Benzo[a]pyrene	0.084		0.037	0.0072	mg/Kg	1	☼	8270D	Total/NA
Indeno[1,2,3-cd]pyrene	0.042		0.037	0.0096	mg/Kg	1	☼	8270D	Total/NA
Benzo[g,h,i]perylene	0.050		0.037	0.012	mg/Kg	1	☼	8270D	Total/NA
Antimony	0.47	J	1.1	0.23	mg/Kg	1	☼	6010B	Total/NA
Arsenic	3.9		0.54	0.25	mg/Kg	1	☼	6010B	Total/NA
Barium	58		0.54	0.099	mg/Kg	1	☼	6010B	Total/NA
Beryllium	0.31		0.22	0.047	mg/Kg	1	☼	6010B	Total/NA
Boron	6.1		2.7	0.38	mg/Kg	1	☼	6010B	Total/NA
Cadmium	0.18		0.11	0.031	mg/Kg	1	☼	6010B	Total/NA
Calcium	100000		110	35	mg/Kg	10	☼	6010B	Total/NA
Chromium	11	B	0.54	0.093	mg/Kg	1	☼	6010B	Total/NA
Cobalt	5.3		0.27	0.061	mg/Kg	1	☼	6010B	Total/NA
Copper	11		0.54	0.12	mg/Kg	1	☼	6010B	Total/NA
Iron	8400		11	4.2	mg/Kg	1	☼	6010B	Total/NA
Lead	70		0.27	0.14	mg/Kg	1	☼	6010B	Total/NA
Magnesium	41000		5.4	2.2	mg/Kg	1	☼	6010B	Total/NA
Manganese	370		0.54	0.11	mg/Kg	1	☼	6010B	Total/NA
Nickel	11		0.54	0.15	mg/Kg	1	☼	6010B	Total/NA
Potassium	630		27	4.4	mg/Kg	1	☼	6010B	Total/NA
Sodium	1300		54	7.2	mg/Kg	1	☼	6010B	Total/NA
Vanadium	15		0.27	0.079	mg/Kg	1	☼	6010B	Total/NA
Zinc	57		11	3.4	mg/Kg	10	☼	6010B	Total/NA
Barium	0.75		0.50	0.050	mg/L	1		6010B	TCLP
Boron	0.082	J	0.50	0.050	mg/L	1		6010B	TCLP
Cobalt	0.020	J	0.025	0.010	mg/L	1		6010B	TCLP
Manganese	7.8		0.025	0.010	mg/L	1		6010B	TCLP
Nickel	0.019	J	0.025	0.010	mg/L	1		6010B	TCLP
Zinc	0.11	J	0.50	0.020	mg/L	1		6010B	TCLP
Manganese	1.0		0.025	0.010	mg/L	1		6010B	SPLP East
Mercury	0.019		0.017	0.0090	mg/Kg	1	☼	7471B	Total/NA
pH	7.85		0.200	0.200	SU	1		9045D	Total/NA

Client Sample ID: 3011-38-B04 (0-1)

Lab Sample ID: 500-107595-3

Analyte	Result	Qualifier	RL	MDL	Unit	Dil Fac	D	Method	Prep Type
Acenaphthylene	0.0048	J	0.036	0.0048	mg/Kg	1	☼	8270D	Total/NA
Phenanthrene	0.073		0.036	0.0051	mg/Kg	1	☼	8270D	Total/NA
Anthracene	0.015	J	0.036	0.0061	mg/Kg	1	☼	8270D	Total/NA
Fluoranthene	0.17		0.036	0.0068	mg/Kg	1	☼	8270D	Total/NA
Pyrene	0.25		0.036	0.0072	mg/Kg	1	☼	8270D	Total/NA
Benzo[a]anthracene	0.088		0.036	0.0049	mg/Kg	1	☼	8270D	Total/NA
Chrysene	0.12		0.036	0.010	mg/Kg	1	☼	8270D	Total/NA
Benzo[b]fluoranthene	0.20		0.036	0.0079	mg/Kg	1	☼	8270D	Total/NA
Benzo[k]fluoranthene	0.091		0.036	0.011	mg/Kg	1	☼	8270D	Total/NA

This Detection Summary does not include radiochemical test results.

TestAmerica Chicago

Detection Summary

Client: Ecology and Environment, Inc.
Project/Site: IDOT - IL 38 - WO 008

TestAmerica Job ID: 500-107595-1

Client Sample ID: 3011-38-B04 (0-1) (Continued)

Lab Sample ID: 500-107595-3

Analyte	Result	Qualifier	RL	MDL	Unit	Dil Fac	D	Method	Prep Type
Benzo[a]pyrene	0.11		0.036	0.0071	mg/Kg	1	☼	8270D	Total/NA
Indeno[1,2,3-cd]pyrene	0.049		0.036	0.0095	mg/Kg	1	☼	8270D	Total/NA
Benzo[g,h,i]perylene	0.066		0.036	0.012	mg/Kg	1	☼	8270D	Total/NA
Antimony	0.41	J	1.1	0.23	mg/Kg	1	☼	6010B	Total/NA
Arsenic	5.3		0.56	0.26	mg/Kg	1	☼	6010B	Total/NA
Barium	64		0.56	0.10	mg/Kg	1	☼	6010B	Total/NA
Beryllium	0.38		0.22	0.048	mg/Kg	1	☼	6010B	Total/NA
Boron	4.2		2.8	0.39	mg/Kg	1	☼	6010B	Total/NA
Cadmium	0.069	J	0.11	0.032	mg/Kg	1	☼	6010B	Total/NA
Calcium	59000		110	36	mg/Kg	10	☼	6010B	Total/NA
Chromium	10	B	0.56	0.096	mg/Kg	1	☼	6010B	Total/NA
Cobalt	7.4		0.28	0.063	mg/Kg	1	☼	6010B	Total/NA
Copper	15		0.56	0.12	mg/Kg	1	☼	6010B	Total/NA
Iron	11000		11	4.3	mg/Kg	1	☼	6010B	Total/NA
Lead	31		0.28	0.14	mg/Kg	1	☼	6010B	Total/NA
Magnesium	28000		5.6	2.3	mg/Kg	1	☼	6010B	Total/NA
Manganese	510		0.56	0.11	mg/Kg	1	☼	6010B	Total/NA
Nickel	15		0.56	0.15	mg/Kg	1	☼	6010B	Total/NA
Potassium	690		28	4.5	mg/Kg	1	☼	6010B	Total/NA
Selenium	0.49	J	0.56	0.28	mg/Kg	1	☼	6010B	Total/NA
Sodium	1500		56	7.4	mg/Kg	1	☼	6010B	Total/NA
Vanadium	17		0.28	0.081	mg/Kg	1	☼	6010B	Total/NA
Zinc	58		11	3.5	mg/Kg	10	☼	6010B	Total/NA
Barium	0.45	J	0.50	0.050	mg/L	1		6010B	TCLP
Boron	0.080	J	0.50	0.050	mg/L	1		6010B	TCLP
Manganese	2.1		0.025	0.010	mg/L	1		6010B	TCLP
Nickel	0.016	J	0.025	0.010	mg/L	1		6010B	TCLP
Zinc	0.15	J	0.50	0.020	mg/L	1		6010B	TCLP
Manganese	0.59		0.025	0.010	mg/L	1		6010B	SPLP East
Mercury	0.030		0.017	0.0090	mg/Kg	1	☼	7471B	Total/NA
pH	8.55		0.200	0.200	SU	1		9045D	Total/NA

Client Sample ID: 3011-38-B03 (0-1)

Lab Sample ID: 500-107595-4

Analyte	Result	Qualifier	RL	MDL	Unit	Dil Fac	D	Method	Prep Type
Acenaphthylene	0.0051	J	0.036	0.0047	mg/Kg	1	☼	8270D	Total/NA
Fluorene	0.0086	J	0.036	0.0051	mg/Kg	1	☼	8270D	Total/NA
Phenanthrene	0.095		0.036	0.0050	mg/Kg	1	☼	8270D	Total/NA
Anthracene	0.019	J	0.036	0.0060	mg/Kg	1	☼	8270D	Total/NA
Fluoranthene	0.19		0.036	0.0067	mg/Kg	1	☼	8270D	Total/NA
Pyrene	0.20		0.036	0.0072	mg/Kg	1	☼	8270D	Total/NA
Benzo[a]anthracene	0.079		0.036	0.0048	mg/Kg	1	☼	8270D	Total/NA
Chrysene	0.11		0.036	0.0098	mg/Kg	1	☼	8270D	Total/NA
Benzo[b]fluoranthene	0.18		0.036	0.0078	mg/Kg	1	☼	8270D	Total/NA
Benzo[k]fluoranthene	0.070		0.036	0.011	mg/Kg	1	☼	8270D	Total/NA
Benzo[a]pyrene	0.10		0.036	0.0070	mg/Kg	1	☼	8270D	Total/NA
Indeno[1,2,3-cd]pyrene	0.059		0.036	0.0093	mg/Kg	1	☼	8270D	Total/NA
Dibenz(a,h)anthracene	0.013	J	0.036	0.0070	mg/Kg	1	☼	8270D	Total/NA
Benzo[g,h,i]perylene	0.060		0.036	0.012	mg/Kg	1	☼	8270D	Total/NA
Antimony	0.44	J	1.1	0.23	mg/Kg	1	☼	6010B	Total/NA

This Detection Summary does not include radiochemical test results.

TestAmerica Chicago

Detection Summary

Client: Ecology and Environment, Inc.
Project/Site: IDOT - IL 38 - WO 008

TestAmerica Job ID: 500-107595-1

Client Sample ID: 3011-38-B03 (0-1) (Continued)

Lab Sample ID: 500-107595-4

Analyte	Result	Qualifier	RL	MDL	Unit	Dil Fac	D	Method	Prep Type
Arsenic	2.4		0.55	0.25	mg/Kg	1	☼	6010B	Total/NA
Barium	29		0.55	0.10	mg/Kg	1	☼	6010B	Total/NA
Beryllium	0.20	J	0.22	0.047	mg/Kg	1	☼	6010B	Total/NA
Boron	8.2		2.7	0.38	mg/Kg	1	☼	6010B	Total/NA
Cadmium	0.097	J	0.11	0.032	mg/Kg	1	☼	6010B	Total/NA
Calcium	140000		110	35	mg/Kg	10	☼	6010B	Total/NA
Chromium	9.4	B	0.55	0.094	mg/Kg	1	☼	6010B	Total/NA
Cobalt	3.5		0.27	0.062	mg/Kg	1	☼	6010B	Total/NA
Copper	10		0.55	0.12	mg/Kg	1	☼	6010B	Total/NA
Iron	7000		11	4.2	mg/Kg	1	☼	6010B	Total/NA
Lead	42		0.27	0.14	mg/Kg	1	☼	6010B	Total/NA
Magnesium	85000		55	22	mg/Kg	10	☼	6010B	Total/NA
Manganese	300		0.55	0.11	mg/Kg	1	☼	6010B	Total/NA
Nickel	7.9		0.55	0.15	mg/Kg	1	☼	6010B	Total/NA
Potassium	530		27	4.5	mg/Kg	1	☼	6010B	Total/NA
Silver	0.12	J	0.27	0.064	mg/Kg	1	☼	6010B	Total/NA
Sodium	1000		55	7.2	mg/Kg	1	☼	6010B	Total/NA
Vanadium	11		0.27	0.080	mg/Kg	1	☼	6010B	Total/NA
Zinc	42		11	3.5	mg/Kg	10	☼	6010B	Total/NA
Barium	0.44	J	0.50	0.050	mg/L	1		6010B	TCLP
Boron	0.081	J	0.50	0.050	mg/L	1		6010B	TCLP
Manganese	1.2		0.025	0.010	mg/L	1		6010B	TCLP
Zinc	0.054	J	0.50	0.020	mg/L	1		6010B	TCLP
Manganese	0.48		0.025	0.010	mg/L	1		6010B	SPLP East
Mercury	0.014	J	0.019	0.0097	mg/Kg	1	☼	7471B	Total/NA
pH	8.36		0.200	0.200	SU	1		9045D	Total/NA

Client Sample ID: 3011-38-B02 (0-1)

Lab Sample ID: 500-107595-5

Analyte	Result	Qualifier	RL	MDL	Unit	Dil Fac	D	Method	Prep Type
Phenanthrene	0.068		0.038	0.0053	mg/Kg	1	☼	8270D	Total/NA
Anthracene	0.013	J	0.038	0.0064	mg/Kg	1	☼	8270D	Total/NA
Fluoranthene	0.12		0.038	0.0071	mg/Kg	1	☼	8270D	Total/NA
Pyrene	0.25		0.038	0.0076	mg/Kg	1	☼	8270D	Total/NA
Benzo[a]anthracene	0.077		0.038	0.0051	mg/Kg	1	☼	8270D	Total/NA
Chrysene	0.13		0.038	0.010	mg/Kg	1	☼	8270D	Total/NA
Benzo[b]fluoranthene	0.23		0.038	0.0082	mg/Kg	1	☼	8270D	Total/NA
Benzo[k]fluoranthene	0.094		0.038	0.011	mg/Kg	1	☼	8270D	Total/NA
Benzo[a]pyrene	0.13		0.038	0.0074	mg/Kg	1	☼	8270D	Total/NA
Indeno[1,2,3-cd]pyrene	0.11		0.038	0.0099	mg/Kg	1	☼	8270D	Total/NA
Benzo[g,h,i]perylene	0.11		0.038	0.012	mg/Kg	1	☼	8270D	Total/NA
Antimony	0.55	J	1.1	0.23	mg/Kg	1	☼	6010B	Total/NA
Arsenic	2.6		0.56	0.26	mg/Kg	1	☼	6010B	Total/NA
Barium	24		0.56	0.10	mg/Kg	1	☼	6010B	Total/NA
Beryllium	0.16	J	0.22	0.048	mg/Kg	1	☼	6010B	Total/NA
Boron	8.8		2.8	0.39	mg/Kg	1	☼	6010B	Total/NA
Cadmium	0.14		0.11	0.032	mg/Kg	1	☼	6010B	Total/NA
Calcium	160000		110	36	mg/Kg	10	☼	6010B	Total/NA
Chromium	8.4	B	0.56	0.096	mg/Kg	1	☼	6010B	Total/NA
Cobalt	3.0		0.28	0.063	mg/Kg	1	☼	6010B	Total/NA

This Detection Summary does not include radiochemical test results.

TestAmerica Chicago

Detection Summary

Client: Ecology and Environment, Inc.
Project/Site: IDOT - IL 38 - WO 008

TestAmerica Job ID: 500-107595-1

Client Sample ID: 3011-38-B02 (0-1) (Continued)

Lab Sample ID: 500-107595-5

Analyte	Result	Qualifier	RL	MDL	Unit	Dil Fac	D	Method	Prep Type
Copper	8.8		0.56	0.12	mg/Kg	1	☼	6010B	Total/NA
Iron	6400		11	4.3	mg/Kg	1	☼	6010B	Total/NA
Lead	52		0.28	0.14	mg/Kg	1	☼	6010B	Total/NA
Magnesium	99000		56	23	mg/Kg	10	☼	6010B	Total/NA
Manganese	340		0.56	0.11	mg/Kg	1	☼	6010B	Total/NA
Nickel	6.3		0.56	0.15	mg/Kg	1	☼	6010B	Total/NA
Potassium	510		28	4.6	mg/Kg	1	☼	6010B	Total/NA
Sodium	790		56	7.4	mg/Kg	1	☼	6010B	Total/NA
Vanadium	9.9		0.28	0.082	mg/Kg	1	☼	6010B	Total/NA
Zinc	35		1.1	0.35	mg/Kg	1	☼	6010B	Total/NA
Barium	0.29	J	0.50	0.050	mg/L	1		6010B	TCLP
Boron	0.060	J	0.50	0.050	mg/L	1		6010B	TCLP
Manganese	1.1		0.025	0.010	mg/L	1		6010B	TCLP
Zinc	0.13	J	0.50	0.020	mg/L	1		6010B	TCLP
Manganese	0.24		0.025	0.010	mg/L	1		6010B	SPLP East
Mercury	0.011	J	0.018	0.0096	mg/Kg	1	☼	7471B	Total/NA
pH	8.51		0.200	0.200	SU	1		9045D	Total/NA

Client Sample ID: 3011-38-B01 (0-1)

Lab Sample ID: 500-107595-6

Analyte	Result	Qualifier	RL	MDL	Unit	Dil Fac	D	Method	Prep Type
Phenanthrene	0.041		0.035	0.0049	mg/Kg	1	☼	8270D	Total/NA
Anthracene	0.0063	J	0.035	0.0059	mg/Kg	1	☼	8270D	Total/NA
Fluoranthene	0.070		0.035	0.0066	mg/Kg	1	☼	8270D	Total/NA
Pyrene	0.15		0.035	0.0070	mg/Kg	1	☼	8270D	Total/NA
Benzo[a]anthracene	0.044		0.035	0.0048	mg/Kg	1	☼	8270D	Total/NA
Chrysene	0.067		0.035	0.0097	mg/Kg	1	☼	8270D	Total/NA
Benzo[b]fluoranthene	0.12		0.035	0.0076	mg/Kg	1	☼	8270D	Total/NA
Benzo[k]fluoranthene	0.056		0.035	0.010	mg/Kg	1	☼	8270D	Total/NA
Benzo[a]pyrene	0.070		0.035	0.0069	mg/Kg	1	☼	8270D	Total/NA
Indeno[1,2,3-cd]pyrene	0.056		0.035	0.0092	mg/Kg	1	☼	8270D	Total/NA
Benzo[g,h,i]perylene	0.052		0.035	0.011	mg/Kg	1	☼	8270D	Total/NA
Antimony	0.34	J	1.1	0.22	mg/Kg	1	☼	6010B	Total/NA
Arsenic	2.2		0.53	0.24	mg/Kg	1	☼	6010B	Total/NA
Barium	26		0.53	0.096	mg/Kg	1	☼	6010B	Total/NA
Beryllium	0.17	J	0.21	0.046	mg/Kg	1	☼	6010B	Total/NA
Boron	8.6		2.6	0.37	mg/Kg	1	☼	6010B	Total/NA
Cadmium	0.064	J	0.11	0.030	mg/Kg	1	☼	6010B	Total/NA
Calcium	150000		110	34	mg/Kg	10	☼	6010B	Total/NA
Chromium	31	B	0.53	0.091	mg/Kg	1	☼	6010B	Total/NA
Cobalt	2.9		0.26	0.059	mg/Kg	1	☼	6010B	Total/NA
Copper	7.4		0.53	0.11	mg/Kg	1	☼	6010B	Total/NA
Iron	5700		11	4.1	mg/Kg	1	☼	6010B	Total/NA
Lead	150		0.26	0.13	mg/Kg	1	☼	6010B	Total/NA
Magnesium	90000		53	21	mg/Kg	10	☼	6010B	Total/NA
Manganese	350		0.53	0.10	mg/Kg	1	☼	6010B	Total/NA
Nickel	6.3		0.53	0.14	mg/Kg	1	☼	6010B	Total/NA
Potassium	540		26	4.3	mg/Kg	1	☼	6010B	Total/NA
Sodium	810		53	6.9	mg/Kg	1	☼	6010B	Total/NA
Vanadium	8.3		0.26	0.077	mg/Kg	1	☼	6010B	Total/NA

This Detection Summary does not include radiochemical test results.

TestAmerica Chicago

Detection Summary

Client: Ecology and Environment, Inc.
Project/Site: IDOT - IL 38 - WO 008

TestAmerica Job ID: 500-107595-1

Client Sample ID: 3011-38-B01 (0-1) (Continued)

Lab Sample ID: 500-107595-6

Analyte	Result	Qualifier	RL	MDL	Unit	Dil Fac	D	Method	Prep Type
Zinc	30		1.1	0.33	mg/Kg	1	☼	6010B	Total/NA
Barium	0.27	J	0.50	0.050	mg/L	1		6010B	TCLP
Boron	0.060	J	0.50	0.050	mg/L	1		6010B	TCLP
Manganese	1.2		0.025	0.010	mg/L	1		6010B	TCLP
Zinc	0.059	J	0.50	0.020	mg/L	1		6010B	TCLP
Manganese	0.085		0.025	0.010	mg/L	1		6010B	SPLP East
pH	8.46		0.200	0.200	SU	1		9045D	Total/NA

This Detection Summary does not include radiochemical test results.

TestAmerica Chicago

Sample Summary

Client: Ecology and Environment, Inc.
Project/Site: IDOT - IL 38 - WO 008

TestAmerica Job ID: 500-107595-1

Lab Sample ID	Client Sample ID	Matrix	Collected	Received
500-107595-1	3011-38-B06 (0-1)	Solid	02/15/16 11:40	02/16/16 08:00
500-107595-2	3011-38-B05 (0-1)	Solid	02/15/16 11:45	02/16/16 08:00
500-107595-3	3011-38-B04 (0-1)	Solid	02/15/16 11:55	02/16/16 08:00
500-107595-4	3011-38-B03 (0-1)	Solid	02/15/16 12:00	02/16/16 08:00
500-107595-5	3011-38-B02 (0-1)	Solid	02/15/16 12:05	02/16/16 08:00
500-107595-6	3011-38-B01 (0-1)	Solid	02/15/16 12:10	02/16/16 08:00



Client Sample Results

Client: Ecology and Environment, Inc.
Project/Site: IDOT - IL 38 - WO 008

TestAmerica Job ID: 500-107595-1

Client Sample ID: 3011-38-B06 (0-1)

Lab Sample ID: 500-107595-1

Date Collected: 02/15/16 11:40

Matrix: Solid

Date Received: 02/16/16 08:00

Percent Solids: 87.5

Method: 8260B - Volatile Organic Compounds (GC/MS)

Analyte	Result	Qualifier	RL	MDL	Unit	D	Prepared	Analyzed	Dil Fac
Acetone	<0.018		0.018	0.0036	mg/Kg	☼	02/16/16 08:50	02/20/16 18:32	1
Benzene	<0.0046		0.0046	0.0010	mg/Kg	☼	02/16/16 08:50	02/20/16 18:32	1
Bromodichloromethane	<0.0046		0.0046	0.00078	mg/Kg	☼	02/16/16 08:50	02/20/16 18:32	1
Bromoform	<0.0046		0.0046	0.00094	mg/Kg	☼	02/16/16 08:50	02/20/16 18:32	1
Bromomethane	<0.0046		0.0046	0.0017	mg/Kg	☼	02/16/16 08:50	02/20/16 18:32	1
2-Butanone (MEK)	<0.0046		0.0046	0.0016	mg/Kg	☼	02/16/16 08:50	02/20/16 18:32	1
Carbon disulfide	<0.0046		0.0046	0.0017	mg/Kg	☼	02/16/16 08:50	02/20/16 18:32	1
Carbon tetrachloride	<0.0046		0.0046	0.00099	mg/Kg	☼	02/16/16 08:50	02/20/16 18:32	1
Chlorobenzene	<0.0046		0.0046	0.0011	mg/Kg	☼	02/16/16 08:50	02/20/16 18:32	1
Chloroethane	<0.0046		0.0046	0.0019	mg/Kg	☼	02/16/16 08:50	02/20/16 18:32	1
Chloroform	<0.0046		0.0046	0.00090	mg/Kg	☼	02/16/16 08:50	02/20/16 18:32	1
Chloromethane	<0.0046	*	0.0046	0.0011	mg/Kg	☼	02/16/16 08:50	02/20/16 18:32	1
cis-1,2-Dichloroethene	<0.0046		0.0046	0.00094	mg/Kg	☼	02/16/16 08:50	02/20/16 18:32	1
cis-1,3-Dichloropropene	<0.0046		0.0046	0.0011	mg/Kg	☼	02/16/16 08:50	02/20/16 18:32	1
Dibromochloromethane	<0.0046		0.0046	0.00053	mg/Kg	☼	02/16/16 08:50	02/20/16 18:32	1
1,1-Dichloroethane	<0.0046		0.0046	0.00095	mg/Kg	☼	02/16/16 08:50	02/20/16 18:32	1
1,2-Dichloroethane	<0.0046		0.0046	0.00068	mg/Kg	☼	02/16/16 08:50	02/20/16 18:32	1
1,1-Dichloroethene	<0.0046		0.0046	0.0017	mg/Kg	☼	02/16/16 08:50	02/20/16 18:32	1
1,2-Dichloropropane	<0.0046		0.0046	0.0012	mg/Kg	☼	02/16/16 08:50	02/20/16 18:32	1
1,3-Dichloropropane, Total	<0.0046		0.0046	0.0013	mg/Kg	☼	02/16/16 08:50	02/20/16 18:32	1
Ethylbenzene	<0.0046		0.0046	0.0011	mg/Kg	☼	02/16/16 08:50	02/20/16 18:32	1
2-Hexanone	<0.0046		0.0046	0.0014	mg/Kg	☼	02/16/16 08:50	02/20/16 18:32	1
Methylene Chloride	<0.0046		0.0046	0.0035	mg/Kg	☼	02/16/16 08:50	02/20/16 18:32	1
4-Methyl-2-pentanone (MIBK)	<0.0046		0.0046	0.00095	mg/Kg	☼	02/16/16 08:50	02/20/16 18:32	1
Methyl tert-butyl ether	<0.0046		0.0046	0.0011	mg/Kg	☼	02/16/16 08:50	02/20/16 18:32	1
Styrene	<0.0046		0.0046	0.0011	mg/Kg	☼	02/16/16 08:50	02/20/16 18:32	1
1,1,1,2-Tetrachloroethane	<0.0046		0.0046	0.00073	mg/Kg	☼	02/16/16 08:50	02/20/16 18:32	1
Tetrachloroethene	<0.0046		0.0046	0.00096	mg/Kg	☼	02/16/16 08:50	02/20/16 18:32	1
Toluene	<0.0046		0.0046	0.0016	mg/Kg	☼	02/16/16 08:50	02/20/16 18:32	1
trans-1,2-Dichloroethene	<0.0046		0.0046	0.0012	mg/Kg	☼	02/16/16 08:50	02/20/16 18:32	1
trans-1,3-Dichloropropene	<0.0046		0.0046	0.0013	mg/Kg	☼	02/16/16 08:50	02/20/16 18:32	1
1,1,1-Trichloroethane	<0.0046		0.0046	0.0011	mg/Kg	☼	02/16/16 08:50	02/20/16 18:32	1
1,1,2-Trichloroethane	<0.0046		0.0046	0.00089	mg/Kg	☼	02/16/16 08:50	02/20/16 18:32	1
Trichloroethene	<0.0046		0.0046	0.0012	mg/Kg	☼	02/16/16 08:50	02/20/16 18:32	1
Vinyl acetate	<0.0046		0.0046	0.0012	mg/Kg	☼	02/16/16 08:50	02/20/16 18:32	1
Vinyl chloride	<0.0046		0.0046	0.0011	mg/Kg	☼	02/16/16 08:50	02/20/16 18:32	1
Xylenes, Total	<0.0092		0.0092	0.0017	mg/Kg	☼	02/16/16 08:50	02/20/16 18:32	1

Surrogate	%Recovery	Qualifier	Limits	Prepared	Analyzed	Dil Fac
4-Bromofluorobenzene (Surr)	93		70 - 122	02/16/16 08:50	02/20/16 18:32	1
Dibromofluoromethane	94		75 - 120	02/16/16 08:50	02/20/16 18:32	1
1,2-Dichloroethane-d4 (Surr)	82		70 - 134	02/16/16 08:50	02/20/16 18:32	1
Toluene-d8 (Surr)	111		75 - 122	02/16/16 08:50	02/20/16 18:32	1

Method: 8270D - Semivolatile Organic Compounds (GC/MS)

Analyte	Result	Qualifier	RL	MDL	Unit	D	Prepared	Analyzed	Dil Fac
Phenol	<0.19		0.19	0.082	mg/Kg	☼	02/19/16 07:12	02/26/16 19:34	1
Bis(2-chloroethyl)ether	<0.19		0.19	0.056	mg/Kg	☼	02/19/16 07:12	02/26/16 19:34	1
1,3-Dichlorobenzene	<0.19		0.19	0.042	mg/Kg	☼	02/19/16 07:12	02/26/16 19:34	1
1,4-Dichlorobenzene	<0.19		0.19	0.048	mg/Kg	☼	02/19/16 07:12	02/26/16 19:34	1

TestAmerica Chicago

Client Sample Results

Client: Ecology and Environment, Inc.
Project/Site: IDOT - IL 38 - WO 008

TestAmerica Job ID: 500-107595-1

Client Sample ID: 3011-38-B06 (0-1)

Lab Sample ID: 500-107595-1

Date Collected: 02/15/16 11:40

Matrix: Solid

Date Received: 02/16/16 08:00

Percent Solids: 87.5

Method: 8270D - Semivolatile Organic Compounds (GC/MS) (Continued)

Analyte	Result	Qualifier	RL	MDL	Unit	D	Prepared	Analyzed	Dil Fac
1,2-Dichlorobenzene	<0.19		0.19	0.044	mg/Kg	☼	02/19/16 07:12	02/26/16 19:34	1
2-Methylphenol	<0.19		0.19	0.060	mg/Kg	☼	02/19/16 07:12	02/26/16 19:34	1
2,2'-oxybis[1-chloropropane]	<0.19		0.19	0.043	mg/Kg	☼	02/19/16 07:12	02/26/16 19:34	1
N-Nitrosodi-n-propylamine	<0.075		0.075	0.045	mg/Kg	☼	02/19/16 07:12	02/26/16 19:34	1
Hexachloroethane	<0.19	F1	0.19	0.056	mg/Kg	☼	02/19/16 07:12	02/26/16 19:34	1
2-Chlorophenol	<0.19		0.19	0.063	mg/Kg	☼	02/19/16 07:12	02/26/16 19:34	1
Nitrobenzene	<0.037		0.037	0.0093	mg/Kg	☼	02/19/16 07:12	02/26/16 19:34	1
Bis(2-chloroethoxy)methane	<0.19		0.19	0.038	mg/Kg	☼	02/19/16 07:12	02/26/16 19:34	1
1,2,4-Trichlorobenzene	<0.19		0.19	0.040	mg/Kg	☼	02/19/16 07:12	02/26/16 19:34	1
Isophorone	<0.19		0.19	0.042	mg/Kg	☼	02/19/16 07:12	02/26/16 19:34	1
2,4-Dimethylphenol	<0.37		0.37	0.14	mg/Kg	☼	02/19/16 07:12	02/26/16 19:34	1
Hexachlorobutadiene	<0.19		0.19	0.058	mg/Kg	☼	02/19/16 07:12	02/26/16 19:34	1
Naphthalene	<0.037		0.037	0.0057	mg/Kg	☼	02/19/16 07:12	02/26/16 19:34	1
2,4-Dichlorophenol	<0.37		0.37	0.088	mg/Kg	☼	02/19/16 07:12	02/26/16 19:34	1
4-Chloroaniline	<0.75		0.75	0.17	mg/Kg	☼	02/19/16 07:12	02/26/16 19:34	1
2,4,6-Trichlorophenol	<0.37		0.37	0.13	mg/Kg	☼	02/19/16 07:12	02/26/16 19:34	1
2,4,5-Trichlorophenol	<0.37		0.37	0.085	mg/Kg	☼	02/19/16 07:12	02/26/16 19:34	1
Hexachlorocyclopentadiene	<0.75	F1	0.75	0.21	mg/Kg	☼	02/19/16 07:12	02/26/16 19:34	1
2-Methylnaphthalene	<0.037		0.037	0.0068	mg/Kg	☼	02/19/16 07:12	02/26/16 19:34	1
2-Nitroaniline	<0.19		0.19	0.050	mg/Kg	☼	02/19/16 07:12	02/26/16 19:34	1
2-Chloronaphthalene	<0.19		0.19	0.041	mg/Kg	☼	02/19/16 07:12	02/26/16 19:34	1
4-Chloro-3-methylphenol	<0.37		0.37	0.13	mg/Kg	☼	02/19/16 07:12	02/26/16 19:34	1
2,6-Dinitrotoluene	<0.19		0.19	0.073	mg/Kg	☼	02/19/16 07:12	02/26/16 19:34	1
2-Nitrophenol	<0.37		0.37	0.088	mg/Kg	☼	02/19/16 07:12	02/26/16 19:34	1
3-Nitroaniline	<0.37	F2	0.37	0.11	mg/Kg	☼	02/19/16 07:12	02/26/16 19:34	1
Dimethyl phthalate	<0.19		0.19	0.048	mg/Kg	☼	02/19/16 07:12	02/26/16 19:34	1
2,4-Dinitrophenol	<0.75	F1	0.75	0.65	mg/Kg	☼	02/19/16 07:12	02/26/16 19:34	1
Acenaphthylene	<0.037		0.037	0.0049	mg/Kg	☼	02/19/16 07:12	02/26/16 19:34	1
2,4-Dinitrotoluene	<0.19		0.19	0.059	mg/Kg	☼	02/19/16 07:12	02/26/16 19:34	1
Acenaphthene	<0.037		0.037	0.0067	mg/Kg	☼	02/19/16 07:12	02/26/16 19:34	1
Dibenzofuran	<0.19		0.19	0.043	mg/Kg	☼	02/19/16 07:12	02/26/16 19:34	1
4-Nitrophenol	<0.75		0.75	0.35	mg/Kg	☼	02/19/16 07:12	02/26/16 19:34	1
Fluorene	<0.037		0.037	0.0052	mg/Kg	☼	02/19/16 07:12	02/26/16 19:34	1
4-Nitroaniline	<0.37	F2	0.37	0.16	mg/Kg	☼	02/19/16 07:12	02/26/16 19:34	1
4-Bromophenyl phenyl ether	<0.19	F1	0.19	0.049	mg/Kg	☼	02/19/16 07:12	02/26/16 19:34	1
Hexachlorobenzene	<0.075	F1	0.075	0.0086	mg/Kg	☼	02/19/16 07:12	02/26/16 19:34	1
Diethyl phthalate	<0.19		0.19	0.063	mg/Kg	☼	02/19/16 07:12	02/26/16 19:34	1
4-Chlorophenyl phenyl ether	<0.19		0.19	0.043	mg/Kg	☼	02/19/16 07:12	02/26/16 19:34	1
Pentachlorophenol	<0.75	F2	0.75	0.60	mg/Kg	☼	02/19/16 07:12	02/26/16 19:34	1
N-Nitrosodiphenylamine	<0.19	F1	0.19	0.044	mg/Kg	☼	02/19/16 07:12	02/26/16 19:34	1
4,6-Dinitro-2-methylphenol	<0.75		0.75	0.30	mg/Kg	☼	02/19/16 07:12	02/26/16 19:34	1
Phenanthrene	0.075		0.037	0.0052	mg/Kg	☼	02/19/16 07:12	02/26/16 19:34	1
Anthracene	0.016	J	0.037	0.0062	mg/Kg	☼	02/19/16 07:12	02/26/16 19:34	1
Carbazole	<0.19		0.19	0.093	mg/Kg	☼	02/19/16 07:12	02/26/16 19:34	1
Di-n-butyl phthalate	<0.19		0.19	0.056	mg/Kg	☼	02/19/16 07:12	02/26/16 19:34	1
Fluoranthene	0.14		0.037	0.0069	mg/Kg	☼	02/19/16 07:12	02/26/16 19:34	1
Pyrene	0.39	F1	0.037	0.0074	mg/Kg	☼	02/19/16 07:12	02/26/16 19:34	1
Butyl benzyl phthalate	<0.19	F1	0.19	0.071	mg/Kg	☼	02/19/16 07:12	02/26/16 19:34	1
Benzo[a]anthracene	0.11		0.037	0.0050	mg/Kg	☼	02/19/16 07:12	02/26/16 19:34	1

TestAmerica Chicago

Client Sample Results

Client: Ecology and Environment, Inc.
Project/Site: IDOT - IL 38 - WO 008

TestAmerica Job ID: 500-107595-1

Client Sample ID: 3011-38-B06 (0-1)

Lab Sample ID: 500-107595-1

Date Collected: 02/15/16 11:40

Matrix: Solid

Date Received: 02/16/16 08:00

Percent Solids: 87.5

Method: 8270D - Semivolatile Organic Compounds (GC/MS) (Continued)

Analyte	Result	Qualifier	RL	MDL	Unit	D	Prepared	Analyzed	Dil Fac
Chrysene	0.16		0.037	0.010	mg/Kg	☼	02/19/16 07:12	02/26/16 19:34	1
3,3'-Dichlorobenzidine	<0.19	F1	0.19	0.052	mg/Kg	☼	02/19/16 07:12	02/26/16 19:34	1
Bis(2-ethylhexyl) phthalate	0.12	J F2 F1	0.19	0.068	mg/Kg	☼	02/19/16 07:12	02/26/16 19:34	1
Di-n-octyl phthalate	<0.19	F1	0.19	0.061	mg/Kg	☼	02/19/16 07:12	02/26/16 19:34	1
Benzo[b]fluoranthene	0.23		0.037	0.0080	mg/Kg	☼	02/19/16 07:12	02/26/16 19:34	1
Benzo[k]fluoranthene	0.086		0.037	0.011	mg/Kg	☼	02/19/16 07:12	02/26/16 19:34	1
Benzo[a]pyrene	0.18		0.037	0.0072	mg/Kg	☼	02/19/16 07:12	02/26/16 19:34	1
Indeno[1,2,3-cd]pyrene	0.19		0.037	0.0096	mg/Kg	☼	02/19/16 07:12	02/26/16 19:34	1
Dibenz(a,h)anthracene	0.069		0.037	0.0072	mg/Kg	☼	02/19/16 07:12	02/26/16 19:34	1
Benzo[g,h,i]perylene	0.21		0.037	0.012	mg/Kg	☼	02/19/16 07:12	02/26/16 19:34	1
3 & 4 Methylphenol	<0.19		0.19	0.062	mg/Kg	☼	02/19/16 07:12	02/26/16 19:34	1

Surrogate	%Recovery	Qualifier	Limits	Prepared	Analyzed	Dil Fac
2-Fluorophenol	97		25 - 110	02/19/16 07:12	02/26/16 19:34	1
Phenol-d5	97		31 - 110	02/19/16 07:12	02/26/16 19:34	1
Nitrobenzene-d5	85		25 - 115	02/19/16 07:12	02/26/16 19:34	1
2-Fluorobiphenyl	97		25 - 119	02/19/16 07:12	02/26/16 19:34	1
2,4,6-Tribromophenol	95		35 - 137	02/19/16 07:12	02/26/16 19:34	1
Terphenyl-d14	238	X	36 - 134	02/19/16 07:12	02/26/16 19:34	1

Method: 6010B - Metals (ICP)

Analyte	Result	Qualifier	RL	MDL	Unit	D	Prepared	Analyzed	Dil Fac
Antimony	0.45	J F1	1.1	0.22	mg/Kg	☼	02/21/16 17:45	02/24/16 20:18	1
Arsenic	3.0		0.53	0.24	mg/Kg	☼	02/21/16 17:45	02/24/16 20:18	1
Barium	37		0.53	0.097	mg/Kg	☼	02/21/16 17:45	02/24/16 20:18	1
Beryllium	0.13	J	0.21	0.046	mg/Kg	☼	02/21/16 17:45	02/24/16 20:18	1
Boron	8.2		2.6	0.37	mg/Kg	☼	02/21/16 17:45	02/24/16 20:18	1
Cadmium	0.11		0.11	0.031	mg/Kg	☼	02/21/16 17:45	02/24/16 20:18	1
Calcium	130000		110	34	mg/Kg	☼	02/21/16 17:45	02/25/16 13:03	10
Chromium	7.6	B	0.53	0.091	mg/Kg	☼	02/21/16 17:45	02/24/16 20:18	1
Cobalt	3.8		0.26	0.060	mg/Kg	☼	02/21/16 17:45	02/24/16 20:18	1
Copper	11		0.53	0.11	mg/Kg	☼	02/21/16 17:45	02/24/16 20:18	1
Iron	6900	F2	11	4.1	mg/Kg	☼	02/21/16 17:45	02/24/16 20:18	1
Lead	69		0.26	0.13	mg/Kg	☼	02/21/16 17:45	02/24/16 20:18	1
Magnesium	74000		53	22	mg/Kg	☼	02/21/16 17:45	02/25/16 13:03	10
Manganese	340	F2	0.53	0.10	mg/Kg	☼	02/21/16 17:45	02/24/16 20:18	1
Nickel	8.4		0.53	0.14	mg/Kg	☼	02/21/16 17:45	02/24/16 20:18	1
Potassium	530	F1	26	4.3	mg/Kg	☼	02/21/16 17:45	02/24/16 20:18	1
Selenium	0.43	J F1	0.53	0.26	mg/Kg	☼	02/21/16 17:45	02/24/16 20:18	1
Silver	<0.26		0.26	0.062	mg/Kg	☼	02/21/16 17:45	02/24/16 20:18	1
Sodium	1300	F1	53	7.0	mg/Kg	☼	02/21/16 17:45	02/24/16 20:18	1
Thallium	<0.53		0.53	0.26	mg/Kg	☼	02/21/16 17:45	02/24/16 20:18	1
Vanadium	12		0.26	0.077	mg/Kg	☼	02/21/16 17:45	02/24/16 20:18	1
Zinc	48	F1 F2	11	3.4	mg/Kg	☼	02/21/16 17:45	02/25/16 13:03	10

Method: 6010B - Metals (ICP) - TCLP

Analyte	Result	Qualifier	RL	MDL	Unit	D	Prepared	Analyzed	Dil Fac
Barium	0.38	J	0.50	0.050	mg/L		02/22/16 09:43	02/23/16 02:09	1
Beryllium	<0.0040		0.0040	0.0040	mg/L		02/22/16 09:43	02/23/16 02:09	1
Boron	0.084	J	0.50	0.050	mg/L		02/22/16 09:43	02/23/16 02:09	1

TestAmerica Chicago

Client Sample Results

Client: Ecology and Environment, Inc.
Project/Site: IDOT - IL 38 - WO 008

TestAmerica Job ID: 500-107595-1

Client Sample ID: 3011-38-B06 (0-1)

Lab Sample ID: 500-107595-1

Date Collected: 02/15/16 11:40

Matrix: Solid

Date Received: 02/16/16 08:00

Percent Solids: 87.5

Method: 6010B - Metals (ICP) - TCLP (Continued)

Analyte	Result	Qualifier	RL	MDL	Unit	D	Prepared	Analyzed	Dil Fac
Cadmium	<0.0050		0.0050	0.0020	mg/L		02/22/16 09:43	02/23/16 02:09	1
Chromium	<0.025		0.025	0.010	mg/L		02/22/16 09:43	02/23/16 02:09	1
Cobalt	<0.025		0.025	0.010	mg/L		02/22/16 09:43	02/23/16 02:09	1
Iron	<0.40		0.40	0.20	mg/L		02/22/16 09:43	02/23/16 02:09	1
Lead	0.0084		0.0075	0.0075	mg/L		02/22/16 09:43	02/23/16 02:09	1
Manganese	2.0	F1	0.025	0.010	mg/L		02/22/16 09:43	02/23/16 02:09	1
Nickel	0.012	J	0.025	0.010	mg/L		02/22/16 09:43	02/23/16 02:09	1
Selenium	<0.050		0.050	0.020	mg/L		02/22/16 09:43	02/23/16 02:09	1
Silver	<0.025		0.025	0.010	mg/L		02/22/16 09:43	02/23/16 02:09	1
Zinc	0.079	J	0.50	0.020	mg/L		02/22/16 09:43	02/23/16 02:09	1

Method: 6010B - SPLP Metals - SPLP East

Analyte	Result	Qualifier	RL	MDL	Unit	D	Prepared	Analyzed	Dil Fac
Lead	0.095		0.0075	0.0075	mg/L		02/22/16 09:48	02/23/16 23:35	1
Manganese	0.28		0.025	0.010	mg/L		02/22/16 09:48	02/23/16 23:35	1

Method: 6020A - Metals (ICP/MS) - TCLP

Analyte	Result	Qualifier	RL	MDL	Unit	D	Prepared	Analyzed	Dil Fac
Antimony	<0.0060		0.0060	0.0060	mg/L		02/22/16 09:43	02/23/16 12:56	1
Thallium	<0.0020		0.0020	0.0020	mg/L		02/22/16 09:43	02/23/16 12:56	1

Method: 7470A - TCLP Mercury - TCLP

Analyte	Result	Qualifier	RL	MDL	Unit	D	Prepared	Analyzed	Dil Fac
Mercury	<0.00020		0.00020	0.00020	mg/L		02/22/16 15:15	02/23/16 11:57	1

Method: 7471B - Mercury (CVAA)

Analyte	Result	Qualifier	RL	MDL	Unit	D	Prepared	Analyzed	Dil Fac
Mercury	0.015	J	0.018	0.0092	mg/Kg	☼	02/19/16 16:00	02/22/16 12:59	1

General Chemistry

Analyte	Result	Qualifier	RL	MDL	Unit	D	Prepared	Analyzed	Dil Fac
pH	7.92		0.200	0.200	SU			02/18/16 18:54	1

Client Sample Results

Client: Ecology and Environment, Inc.
Project/Site: IDOT - IL 38 - WO 008

TestAmerica Job ID: 500-107595-1

Client Sample ID: 3011-38-B05 (0-1)

Lab Sample ID: 500-107595-2

Date Collected: 02/15/16 11:45

Matrix: Solid

Date Received: 02/16/16 08:00

Percent Solids: 87.7

Method: 8260B - Volatile Organic Compounds (GC/MS)

Analyte	Result	Qualifier	RL	MDL	Unit	D	Prepared	Analyzed	Dil Fac
Acetone	0.034		0.024	0.0047	mg/Kg	☼	02/16/16 08:50	02/22/16 13:11	1
Benzene	<0.0060		0.0060	0.0013	mg/Kg	☼	02/16/16 08:50	02/22/16 13:11	1
Bromodichloromethane	<0.0060		0.0060	0.0010	mg/Kg	☼	02/16/16 08:50	02/22/16 13:11	1
Bromoform	<0.0060		0.0060	0.0012	mg/Kg	☼	02/16/16 08:50	02/22/16 13:11	1
Bromomethane	<0.0060		0.0060	0.0022	mg/Kg	☼	02/16/16 08:50	02/22/16 13:11	1
2-Butanone (MEK)	<0.0060		0.0060	0.0021	mg/Kg	☼	02/16/16 08:50	02/22/16 13:11	1
Carbon disulfide	<0.0060		0.0060	0.0022	mg/Kg	☼	02/16/16 08:50	02/22/16 13:11	1
Carbon tetrachloride	<0.0060		0.0060	0.0013	mg/Kg	☼	02/16/16 08:50	02/22/16 13:11	1
Chlorobenzene	<0.0060		0.0060	0.0014	mg/Kg	☼	02/16/16 08:50	02/22/16 13:11	1
Chloroethane	<0.0060		0.0060	0.0025	mg/Kg	☼	02/16/16 08:50	02/22/16 13:11	1
Chloroform	<0.0060		0.0060	0.0012	mg/Kg	☼	02/16/16 08:50	02/22/16 13:11	1
Chloromethane	<0.0060		0.0060	0.0014	mg/Kg	☼	02/16/16 08:50	02/22/16 13:11	1
cis-1,2-Dichloroethene	<0.0060		0.0060	0.0012	mg/Kg	☼	02/16/16 08:50	02/22/16 13:11	1
cis-1,3-Dichloropropene	<0.0060		0.0060	0.0014	mg/Kg	☼	02/16/16 08:50	02/22/16 13:11	1
Dibromochloromethane	<0.0060		0.0060	0.00069	mg/Kg	☼	02/16/16 08:50	02/22/16 13:11	1
1,1-Dichloroethane	<0.0060		0.0060	0.0012	mg/Kg	☼	02/16/16 08:50	02/22/16 13:11	1
1,2-Dichloroethane	<0.0060		0.0060	0.00089	mg/Kg	☼	02/16/16 08:50	02/22/16 13:11	1
1,1-Dichloroethene	<0.0060		0.0060	0.0022	mg/Kg	☼	02/16/16 08:50	02/22/16 13:11	1
1,2-Dichloropropane	<0.0060		0.0060	0.0016	mg/Kg	☼	02/16/16 08:50	02/22/16 13:11	1
1,3-Dichloropropane, Total	<0.0060		0.0060	0.0017	mg/Kg	☼	02/16/16 08:50	02/22/16 13:11	1
Ethylbenzene	<0.0060		0.0060	0.0015	mg/Kg	☼	02/16/16 08:50	02/22/16 13:11	1
2-Hexanone	<0.0060		0.0060	0.0019	mg/Kg	☼	02/16/16 08:50	02/22/16 13:11	1
Methylene Chloride	<0.0060		0.0060	0.0045	mg/Kg	☼	02/16/16 08:50	02/22/16 13:11	1
4-Methyl-2-pentanone (MIBK)	<0.0060		0.0060	0.0012	mg/Kg	☼	02/16/16 08:50	02/22/16 13:11	1
Methyl tert-butyl ether	<0.0060		0.0060	0.0014	mg/Kg	☼	02/16/16 08:50	02/22/16 13:11	1
Styrene	<0.0060		0.0060	0.0014	mg/Kg	☼	02/16/16 08:50	02/22/16 13:11	1
1,1,2,2-Tetrachloroethane	<0.0060		0.0060	0.00095	mg/Kg	☼	02/16/16 08:50	02/22/16 13:11	1
Tetrachloroethene	<0.0060		0.0060	0.0013	mg/Kg	☼	02/16/16 08:50	02/22/16 13:11	1
Toluene	<0.0060		0.0060	0.0021	mg/Kg	☼	02/16/16 08:50	02/22/16 13:11	1
trans-1,2-Dichloroethene	<0.0060		0.0060	0.0015	mg/Kg	☼	02/16/16 08:50	02/22/16 13:11	1
trans-1,3-Dichloropropene	<0.0060		0.0060	0.0017	mg/Kg	☼	02/16/16 08:50	02/22/16 13:11	1
1,1,1-Trichloroethane	<0.0060		0.0060	0.0014	mg/Kg	☼	02/16/16 08:50	02/22/16 13:11	1
1,1,2-Trichloroethane	<0.0060		0.0060	0.0012	mg/Kg	☼	02/16/16 08:50	02/22/16 13:11	1
Trichloroethene	<0.0060		0.0060	0.0016	mg/Kg	☼	02/16/16 08:50	02/22/16 13:11	1
Vinyl acetate	<0.0060		0.0060	0.0016	mg/Kg	☼	02/16/16 08:50	02/22/16 13:11	1
Vinyl chloride	<0.0060		0.0060	0.0014	mg/Kg	☼	02/16/16 08:50	02/22/16 13:11	1
Xylenes, Total	<0.012		0.012	0.0022	mg/Kg	☼	02/16/16 08:50	02/22/16 13:11	1

Surrogate	%Recovery	Qualifier	Limits	Prepared	Analyzed	Dil Fac
4-Bromofluorobenzene (Surr)	94		70 - 122	02/16/16 08:50	02/22/16 13:11	1
Dibromofluoromethane	90		75 - 120	02/16/16 08:50	02/22/16 13:11	1
1,2-Dichloroethane-d4 (Surr)	80		70 - 134	02/16/16 08:50	02/22/16 13:11	1
Toluene-d8 (Surr)	105		75 - 122	02/16/16 08:50	02/22/16 13:11	1

Method: 8270D - Semivolatile Organic Compounds (GC/MS)

Analyte	Result	Qualifier	RL	MDL	Unit	D	Prepared	Analyzed	Dil Fac
Phenol	<0.19		0.19	0.082	mg/Kg	☼	02/19/16 07:12	02/27/16 11:38	1
Bis(2-chloroethyl)ether	<0.19		0.19	0.055	mg/Kg	☼	02/19/16 07:12	02/27/16 11:38	1
1,3-Dichlorobenzene	<0.19		0.19	0.042	mg/Kg	☼	02/19/16 07:12	02/27/16 11:38	1
1,4-Dichlorobenzene	<0.19		0.19	0.047	mg/Kg	☼	02/19/16 07:12	02/27/16 11:38	1

TestAmerica Chicago

Client Sample Results

Client: Ecology and Environment, Inc.
Project/Site: IDOT - IL 38 - WO 008

TestAmerica Job ID: 500-107595-1

Client Sample ID: 3011-38-B05 (0-1)

Lab Sample ID: 500-107595-2

Date Collected: 02/15/16 11:45

Matrix: Solid

Date Received: 02/16/16 08:00

Percent Solids: 87.7

Method: 8270D - Semivolatile Organic Compounds (GC/MS) (Continued)

Analyte	Result	Qualifier	RL	MDL	Unit	D	Prepared	Analyzed	Dil Fac
1,2-Dichlorobenzene	<0.19		0.19	0.044	mg/Kg	☼	02/19/16 07:12	02/27/16 11:38	1
2-Methylphenol	<0.19		0.19	0.059	mg/Kg	☼	02/19/16 07:12	02/27/16 11:38	1
2,2'-oxybis[1-chloropropane]	<0.19		0.19	0.043	mg/Kg	☼	02/19/16 07:12	02/27/16 11:38	1
N-Nitrosodi-n-propylamine	<0.075		0.075	0.045	mg/Kg	☼	02/19/16 07:12	02/27/16 11:38	1
Hexachloroethane	<0.19		0.19	0.056	mg/Kg	☼	02/19/16 07:12	02/27/16 11:38	1
2-Chlorophenol	<0.19		0.19	0.063	mg/Kg	☼	02/19/16 07:12	02/27/16 11:38	1
Nitrobenzene	<0.037		0.037	0.0092	mg/Kg	☼	02/19/16 07:12	02/27/16 11:38	1
Bis(2-chloroethoxy)methane	<0.19		0.19	0.038	mg/Kg	☼	02/19/16 07:12	02/27/16 11:38	1
1,2,4-Trichlorobenzene	<0.19		0.19	0.040	mg/Kg	☼	02/19/16 07:12	02/27/16 11:38	1
Isophorone	<0.19		0.19	0.042	mg/Kg	☼	02/19/16 07:12	02/27/16 11:38	1
2,4-Dimethylphenol	<0.37		0.37	0.14	mg/Kg	☼	02/19/16 07:12	02/27/16 11:38	1
Hexachlorobutadiene	<0.19		0.19	0.058	mg/Kg	☼	02/19/16 07:12	02/27/16 11:38	1
Naphthalene	<0.037		0.037	0.0057	mg/Kg	☼	02/19/16 07:12	02/27/16 11:38	1
2,4-Dichlorophenol	<0.37		0.37	0.088	mg/Kg	☼	02/19/16 07:12	02/27/16 11:38	1
4-Chloroaniline	<0.75		0.75	0.17	mg/Kg	☼	02/19/16 07:12	02/27/16 11:38	1
2,4,6-Trichlorophenol	<0.37		0.37	0.13	mg/Kg	☼	02/19/16 07:12	02/27/16 11:38	1
2,4,5-Trichlorophenol	<0.37		0.37	0.084	mg/Kg	☼	02/19/16 07:12	02/27/16 11:38	1
Hexachlorocyclopentadiene	<0.75		0.75	0.21	mg/Kg	☼	02/19/16 07:12	02/27/16 11:38	1
2-Methylnaphthalene	<0.037		0.037	0.0068	mg/Kg	☼	02/19/16 07:12	02/27/16 11:38	1
2-Nitroaniline	<0.19		0.19	0.050	mg/Kg	☼	02/19/16 07:12	02/27/16 11:38	1
2-Chloronaphthalene	<0.19		0.19	0.041	mg/Kg	☼	02/19/16 07:12	02/27/16 11:38	1
4-Chloro-3-methylphenol	<0.37		0.37	0.13	mg/Kg	☼	02/19/16 07:12	02/27/16 11:38	1
2,6-Dinitrotoluene	<0.19		0.19	0.073	mg/Kg	☼	02/19/16 07:12	02/27/16 11:38	1
2-Nitrophenol	<0.37		0.37	0.087	mg/Kg	☼	02/19/16 07:12	02/27/16 11:38	1
3-Nitroaniline	<0.37		0.37	0.11	mg/Kg	☼	02/19/16 07:12	02/27/16 11:38	1
Dimethyl phthalate	<0.19		0.19	0.048	mg/Kg	☼	02/19/16 07:12	02/27/16 11:38	1
2,4-Dinitrophenol	<0.75		0.75	0.65	mg/Kg	☼	02/19/16 07:12	02/27/16 11:38	1
Acenaphthylene	<0.037		0.037	0.0049	mg/Kg	☼	02/19/16 07:12	02/27/16 11:38	1
2,4-Dinitrotoluene	<0.19		0.19	0.059	mg/Kg	☼	02/19/16 07:12	02/27/16 11:38	1
Acenaphthene	<0.037		0.037	0.0067	mg/Kg	☼	02/19/16 07:12	02/27/16 11:38	1
Dibenzofuran	<0.19		0.19	0.043	mg/Kg	☼	02/19/16 07:12	02/27/16 11:38	1
4-Nitrophenol	<0.75		0.75	0.35	mg/Kg	☼	02/19/16 07:12	02/27/16 11:38	1
Fluorene	<0.037		0.037	0.0052	mg/Kg	☼	02/19/16 07:12	02/27/16 11:38	1
4-Nitroaniline	<0.37		0.37	0.15	mg/Kg	☼	02/19/16 07:12	02/27/16 11:38	1
4-Bromophenyl phenyl ether	<0.19		0.19	0.049	mg/Kg	☼	02/19/16 07:12	02/27/16 11:38	1
Hexachlorobenzene	<0.075		0.075	0.0086	mg/Kg	☼	02/19/16 07:12	02/27/16 11:38	1
Diethyl phthalate	<0.19		0.19	0.063	mg/Kg	☼	02/19/16 07:12	02/27/16 11:38	1
4-Chlorophenyl phenyl ether	<0.19		0.19	0.043	mg/Kg	☼	02/19/16 07:12	02/27/16 11:38	1
Pentachlorophenol	<0.75		0.75	0.59	mg/Kg	☼	02/19/16 07:12	02/27/16 11:38	1
N-Nitrosodiphenylamine	<0.19		0.19	0.044	mg/Kg	☼	02/19/16 07:12	02/27/16 11:38	1
4,6-Dinitro-2-methylphenol	<0.75		0.75	0.30	mg/Kg	☼	02/19/16 07:12	02/27/16 11:38	1
Phenanthrene	0.056		0.037	0.0052	mg/Kg	☼	02/19/16 07:12	02/27/16 11:38	1
Anthracene	0.011 J		0.037	0.0062	mg/Kg	☼	02/19/16 07:12	02/27/16 11:38	1
Carbazole	<0.19		0.19	0.092	mg/Kg	☼	02/19/16 07:12	02/27/16 11:38	1
Di-n-butyl phthalate	<0.19		0.19	0.056	mg/Kg	☼	02/19/16 07:12	02/27/16 11:38	1
Fluoranthene	0.14		0.037	0.0069	mg/Kg	☼	02/19/16 07:12	02/27/16 11:38	1
Pyrene	0.17		0.037	0.0074	mg/Kg	☼	02/19/16 07:12	02/27/16 11:38	1
Butyl benzyl phthalate	<0.19		0.19	0.070	mg/Kg	☼	02/19/16 07:12	02/27/16 11:38	1
Benzo[a]anthracene	0.072		0.037	0.0050	mg/Kg	☼	02/19/16 07:12	02/27/16 11:38	1

TestAmerica Chicago

Client Sample Results

Client: Ecology and Environment, Inc.
Project/Site: IDOT - IL 38 - WO 008

TestAmerica Job ID: 500-107595-1

Client Sample ID: 3011-38-B05 (0-1)

Lab Sample ID: 500-107595-2

Date Collected: 02/15/16 11:45

Matrix: Solid

Date Received: 02/16/16 08:00

Percent Solids: 87.7

Method: 8270D - Semivolatile Organic Compounds (GC/MS) (Continued)

Analyte	Result	Qualifier	RL	MDL	Unit	D	Prepared	Analyzed	Dil Fac
Chrysene	0.092		0.037	0.010	mg/Kg	☼	02/19/16 07:12	02/27/16 11:38	1
3,3'-Dichlorobenzidine	<0.19		0.19	0.052	mg/Kg	☼	02/19/16 07:12	02/27/16 11:38	1
Bis(2-ethylhexyl) phthalate	<0.19		0.19	0.068	mg/Kg	☼	02/19/16 07:12	02/27/16 11:38	1
Di-n-octyl phthalate	<0.19		0.19	0.060	mg/Kg	☼	02/19/16 07:12	02/27/16 11:38	1
Benzo[b]fluoranthene	0.16		0.037	0.0080	mg/Kg	☼	02/19/16 07:12	02/27/16 11:38	1
Benzo[k]fluoranthene	0.065		0.037	0.011	mg/Kg	☼	02/19/16 07:12	02/27/16 11:38	1
Benzo[a]pyrene	0.084		0.037	0.0072	mg/Kg	☼	02/19/16 07:12	02/27/16 11:38	1
Indeno[1,2,3-cd]pyrene	0.042		0.037	0.0096	mg/Kg	☼	02/19/16 07:12	02/27/16 11:38	1
Dibenz(a,h)anthracene	<0.037		0.037	0.0072	mg/Kg	☼	02/19/16 07:12	02/27/16 11:38	1
Benzo[g,h,i]perylene	0.050		0.037	0.012	mg/Kg	☼	02/19/16 07:12	02/27/16 11:38	1
3 & 4 Methylphenol	<0.19		0.19	0.062	mg/Kg	☼	02/19/16 07:12	02/27/16 11:38	1

Surrogate	%Recovery	Qualifier	Limits	Prepared	Analyzed	Dil Fac
2-Fluorophenol	86		25 - 110	02/19/16 07:12	02/27/16 11:38	1
Phenol-d5	88		31 - 110	02/19/16 07:12	02/27/16 11:38	1
Nitrobenzene-d5	79		25 - 115	02/19/16 07:12	02/27/16 11:38	1
2-Fluorobiphenyl	82		25 - 119	02/19/16 07:12	02/27/16 11:38	1
2,4,6-Tribromophenol	63		35 - 137	02/19/16 07:12	02/27/16 11:38	1
Terphenyl-d14	128		36 - 134	02/19/16 07:12	02/27/16 11:38	1

Method: 6010B - Metals (ICP)

Analyte	Result	Qualifier	RL	MDL	Unit	D	Prepared	Analyzed	Dil Fac
Antimony	0.47	J	1.1	0.23	mg/Kg	☼	02/21/16 17:45	02/24/16 20:44	1
Arsenic	3.9		0.54	0.25	mg/Kg	☼	02/21/16 17:45	02/24/16 20:44	1
Barium	58		0.54	0.099	mg/Kg	☼	02/21/16 17:45	02/24/16 20:44	1
Beryllium	0.31		0.22	0.047	mg/Kg	☼	02/21/16 17:45	02/24/16 20:44	1
Boron	6.1		2.7	0.38	mg/Kg	☼	02/21/16 17:45	02/24/16 20:44	1
Cadmium	0.18		0.11	0.031	mg/Kg	☼	02/21/16 17:45	02/24/16 20:44	1
Calcium	100000		110	35	mg/Kg	☼	02/21/16 17:45	02/25/16 13:24	10
Chromium	11	B	0.54	0.093	mg/Kg	☼	02/21/16 17:45	02/24/16 20:44	1
Cobalt	5.3		0.27	0.061	mg/Kg	☼	02/21/16 17:45	02/24/16 20:44	1
Copper	11		0.54	0.12	mg/Kg	☼	02/21/16 17:45	02/24/16 20:44	1
Iron	8400		11	4.2	mg/Kg	☼	02/21/16 17:45	02/24/16 20:44	1
Lead	70		0.27	0.14	mg/Kg	☼	02/21/16 17:45	02/24/16 20:44	1
Magnesium	41000		5.4	2.2	mg/Kg	☼	02/21/16 17:45	02/24/16 20:44	1
Manganese	370		0.54	0.11	mg/Kg	☼	02/21/16 17:45	02/24/16 20:44	1
Nickel	11		0.54	0.15	mg/Kg	☼	02/21/16 17:45	02/24/16 20:44	1
Potassium	630		27	4.4	mg/Kg	☼	02/21/16 17:45	02/24/16 20:44	1
Selenium	<0.54		0.54	0.27	mg/Kg	☼	02/21/16 17:45	02/24/16 20:44	1
Silver	<0.27		0.27	0.064	mg/Kg	☼	02/21/16 17:45	02/24/16 20:44	1
Sodium	1300		54	7.2	mg/Kg	☼	02/21/16 17:45	02/24/16 20:44	1
Thallium	<0.54		0.54	0.27	mg/Kg	☼	02/21/16 17:45	02/24/16 20:44	1
Vanadium	15		0.27	0.079	mg/Kg	☼	02/21/16 17:45	02/24/16 20:44	1
Zinc	57		11	3.4	mg/Kg	☼	02/21/16 17:45	02/25/16 13:24	10

Method: 6010B - Metals (ICP) - TCLP

Analyte	Result	Qualifier	RL	MDL	Unit	D	Prepared	Analyzed	Dil Fac
Barium	0.75		0.50	0.050	mg/L		02/22/16 09:43	02/23/16 02:36	1
Beryllium	<0.0040		0.0040	0.0040	mg/L		02/22/16 09:43	02/23/16 02:36	1
Boron	0.082	J	0.50	0.050	mg/L		02/22/16 09:43	02/23/16 02:36	1

TestAmerica Chicago

Client Sample Results

Client: Ecology and Environment, Inc.
Project/Site: IDOT - IL 38 - WO 008

TestAmerica Job ID: 500-107595-1

Client Sample ID: 3011-38-B05 (0-1)

Lab Sample ID: 500-107595-2

Date Collected: 02/15/16 11:45

Matrix: Solid

Date Received: 02/16/16 08:00

Percent Solids: 87.7

Method: 6010B - Metals (ICP) - TCLP (Continued)

Analyte	Result	Qualifier	RL	MDL	Unit	D	Prepared	Analyzed	Dil Fac
Cadmium	<0.0050		0.0050	0.0020	mg/L		02/22/16 09:43	02/23/16 02:36	1
Chromium	<0.025		0.025	0.010	mg/L		02/22/16 09:43	02/23/16 02:36	1
Cobalt	0.020	J	0.025	0.010	mg/L		02/22/16 09:43	02/23/16 02:36	1
Iron	<0.40		0.40	0.20	mg/L		02/22/16 09:43	02/23/16 02:36	1
Lead	<0.0075		0.0075	0.0075	mg/L		02/22/16 09:43	02/23/16 02:36	1
Manganese	7.8		0.025	0.010	mg/L		02/22/16 09:43	02/23/16 02:36	1
Nickel	0.019	J	0.025	0.010	mg/L		02/22/16 09:43	02/23/16 02:36	1
Selenium	<0.050		0.050	0.020	mg/L		02/22/16 09:43	02/23/16 02:36	1
Silver	<0.025		0.025	0.010	mg/L		02/22/16 09:43	02/23/16 02:36	1
Zinc	0.11	J	0.50	0.020	mg/L		02/22/16 09:43	02/23/16 02:36	1

Method: 6010B - Metals (ICP) - SPLP East

Analyte	Result	Qualifier	RL	MDL	Unit	D	Prepared	Analyzed	Dil Fac
Manganese	1.0		0.025	0.010	mg/L		02/22/16 09:48	02/24/16 00:02	1

Method: 6020A - Metals (ICP/MS) - TCLP

Analyte	Result	Qualifier	RL	MDL	Unit	D	Prepared	Analyzed	Dil Fac
Antimony	<0.0060		0.0060	0.0060	mg/L		02/22/16 09:43	02/23/16 13:12	1
Thallium	<0.0020		0.0020	0.0020	mg/L		02/22/16 09:43	02/23/16 13:12	1

Method: 7470A - TCLP Mercury - TCLP

Analyte	Result	Qualifier	RL	MDL	Unit	D	Prepared	Analyzed	Dil Fac
Mercury	<0.00020		0.00020	0.00020	mg/L		02/22/16 15:15	02/23/16 11:59	1

Method: 7471B - Mercury (CVAA)

Analyte	Result	Qualifier	RL	MDL	Unit	D	Prepared	Analyzed	Dil Fac
Mercury	0.019		0.017	0.0090	mg/Kg	☼	02/19/16 16:00	02/22/16 13:12	1

General Chemistry

Analyte	Result	Qualifier	RL	MDL	Unit	D	Prepared	Analyzed	Dil Fac
pH	7.85		0.200	0.200	SU			02/18/16 19:00	1

Client Sample Results

Client: Ecology and Environment, Inc.
Project/Site: IDOT - IL 38 - WO 008

TestAmerica Job ID: 500-107595-1

Client Sample ID: 3011-38-B04 (0-1)

Lab Sample ID: 500-107595-3

Date Collected: 02/15/16 11:55

Matrix: Solid

Date Received: 02/16/16 08:00

Percent Solids: 87.3

Method: 8260B - Volatile Organic Compounds (GC/MS)

Analyte	Result	Qualifier	RL	MDL	Unit	D	Prepared	Analyzed	Dil Fac
Acetone	<0.020		0.020	0.0039	mg/Kg	☼	02/16/16 08:50	02/20/16 19:22	1
Benzene	<0.0051		0.0051	0.0011	mg/Kg	☼	02/16/16 08:50	02/20/16 19:22	1
Bromodichloromethane	<0.0051		0.0051	0.00086	mg/Kg	☼	02/16/16 08:50	02/20/16 19:22	1
Bromoform	<0.0051		0.0051	0.0010	mg/Kg	☼	02/16/16 08:50	02/20/16 19:22	1
Bromomethane	<0.0051		0.0051	0.0019	mg/Kg	☼	02/16/16 08:50	02/20/16 19:22	1
2-Butanone (MEK)	<0.0051		0.0051	0.0018	mg/Kg	☼	02/16/16 08:50	02/20/16 19:22	1
Carbon disulfide	<0.0051		0.0051	0.0019	mg/Kg	☼	02/16/16 08:50	02/20/16 19:22	1
Carbon tetrachloride	<0.0051		0.0051	0.0011	mg/Kg	☼	02/16/16 08:50	02/20/16 19:22	1
Chlorobenzene	<0.0051		0.0051	0.0012	mg/Kg	☼	02/16/16 08:50	02/20/16 19:22	1
Chloroethane	<0.0051		0.0051	0.0021	mg/Kg	☼	02/16/16 08:50	02/20/16 19:22	1
Chloroform	<0.0051		0.0051	0.0010	mg/Kg	☼	02/16/16 08:50	02/20/16 19:22	1
Chloromethane	<0.0051	*	0.0051	0.0012	mg/Kg	☼	02/16/16 08:50	02/20/16 19:22	1
cis-1,2-Dichloroethene	<0.0051		0.0051	0.0010	mg/Kg	☼	02/16/16 08:50	02/20/16 19:22	1
cis-1,3-Dichloropropene	<0.0051		0.0051	0.0012	mg/Kg	☼	02/16/16 08:50	02/20/16 19:22	1
Dibromochloromethane	<0.0051		0.0051	0.00059	mg/Kg	☼	02/16/16 08:50	02/20/16 19:22	1
1,1-Dichloroethane	<0.0051		0.0051	0.0011	mg/Kg	☼	02/16/16 08:50	02/20/16 19:22	1
1,2-Dichloroethane	<0.0051		0.0051	0.00076	mg/Kg	☼	02/16/16 08:50	02/20/16 19:22	1
1,1-Dichloroethene	<0.0051		0.0051	0.0019	mg/Kg	☼	02/16/16 08:50	02/20/16 19:22	1
1,2-Dichloropropane	<0.0051		0.0051	0.0013	mg/Kg	☼	02/16/16 08:50	02/20/16 19:22	1
1,3-Dichloropropane, Total	<0.0051		0.0051	0.0014	mg/Kg	☼	02/16/16 08:50	02/20/16 19:22	1
Ethylbenzene	<0.0051		0.0051	0.0013	mg/Kg	☼	02/16/16 08:50	02/20/16 19:22	1
2-Hexanone	<0.0051		0.0051	0.0016	mg/Kg	☼	02/16/16 08:50	02/20/16 19:22	1
Methylene Chloride	<0.0051		0.0051	0.0039	mg/Kg	☼	02/16/16 08:50	02/20/16 19:22	1
4-Methyl-2-pentanone (MIBK)	<0.0051		0.0051	0.0011	mg/Kg	☼	02/16/16 08:50	02/20/16 19:22	1
Methyl tert-butyl ether	<0.0051		0.0051	0.0012	mg/Kg	☼	02/16/16 08:50	02/20/16 19:22	1
Styrene	<0.0051		0.0051	0.0012	mg/Kg	☼	02/16/16 08:50	02/20/16 19:22	1
1,1,2,2-Tetrachloroethane	<0.0051		0.0051	0.00081	mg/Kg	☼	02/16/16 08:50	02/20/16 19:22	1
Tetrachloroethene	<0.0051		0.0051	0.0011	mg/Kg	☼	02/16/16 08:50	02/20/16 19:22	1
Toluene	<0.0051		0.0051	0.0018	mg/Kg	☼	02/16/16 08:50	02/20/16 19:22	1
trans-1,2-Dichloroethene	<0.0051		0.0051	0.0013	mg/Kg	☼	02/16/16 08:50	02/20/16 19:22	1
trans-1,3-Dichloropropene	<0.0051		0.0051	0.0014	mg/Kg	☼	02/16/16 08:50	02/20/16 19:22	1
1,1,1-Trichloroethane	<0.0051		0.0051	0.0012	mg/Kg	☼	02/16/16 08:50	02/20/16 19:22	1
1,1,2-Trichloroethane	<0.0051		0.0051	0.00099	mg/Kg	☼	02/16/16 08:50	02/20/16 19:22	1
Trichloroethene	<0.0051		0.0051	0.0014	mg/Kg	☼	02/16/16 08:50	02/20/16 19:22	1
Vinyl acetate	<0.0051		0.0051	0.0014	mg/Kg	☼	02/16/16 08:50	02/20/16 19:22	1
Vinyl chloride	<0.0051		0.0051	0.0012	mg/Kg	☼	02/16/16 08:50	02/20/16 19:22	1
Xylenes, Total	<0.010		0.010	0.0019	mg/Kg	☼	02/16/16 08:50	02/20/16 19:22	1

Surrogate	%Recovery	Qualifier	Limits	Prepared	Analyzed	Dil Fac
4-Bromofluorobenzene (Surr)	98		70 - 122	02/16/16 08:50	02/20/16 19:22	1
Dibromofluoromethane	93		75 - 120	02/16/16 08:50	02/20/16 19:22	1
1,2-Dichloroethane-d4 (Surr)	86		70 - 134	02/16/16 08:50	02/20/16 19:22	1
Toluene-d8 (Surr)	108		75 - 122	02/16/16 08:50	02/20/16 19:22	1

Method: 8270D - Semivolatile Organic Compounds (GC/MS)

Analyte	Result	Qualifier	RL	MDL	Unit	D	Prepared	Analyzed	Dil Fac
Phenol	<0.18		0.18	0.081	mg/Kg	☼	02/19/16 07:12	02/27/16 12:04	1
Bis(2-chloroethyl)ether	<0.18		0.18	0.055	mg/Kg	☼	02/19/16 07:12	02/27/16 12:04	1
1,3-Dichlorobenzene	<0.18		0.18	0.041	mg/Kg	☼	02/19/16 07:12	02/27/16 12:04	1
1,4-Dichlorobenzene	<0.18		0.18	0.047	mg/Kg	☼	02/19/16 07:12	02/27/16 12:04	1

TestAmerica Chicago

Client Sample Results

Client: Ecology and Environment, Inc.
Project/Site: IDOT - IL 38 - WO 008

TestAmerica Job ID: 500-107595-1

Client Sample ID: 3011-38-B04 (0-1)

Lab Sample ID: 500-107595-3

Date Collected: 02/15/16 11:55

Matrix: Solid

Date Received: 02/16/16 08:00

Percent Solids: 87.3

Method: 8270D - Semivolatile Organic Compounds (GC/MS) (Continued)

Analyte	Result	Qualifier	RL	MDL	Unit	D	Prepared	Analyzed	Dil Fac
1,2-Dichlorobenzene	<0.18		0.18	0.044	mg/Kg	☼	02/19/16 07:12	02/27/16 12:04	1
2-Methylphenol	<0.18		0.18	0.059	mg/Kg	☼	02/19/16 07:12	02/27/16 12:04	1
2,2'-oxybis[1-chloropropane]	<0.18		0.18	0.042	mg/Kg	☼	02/19/16 07:12	02/27/16 12:04	1
N-Nitrosodi-n-propylamine	<0.074		0.074	0.045	mg/Kg	☼	02/19/16 07:12	02/27/16 12:04	1
Hexachloroethane	<0.18		0.18	0.055	mg/Kg	☼	02/19/16 07:12	02/27/16 12:04	1
2-Chlorophenol	<0.18		0.18	0.062	mg/Kg	☼	02/19/16 07:12	02/27/16 12:04	1
Nitrobenzene	<0.036		0.036	0.0091	mg/Kg	☼	02/19/16 07:12	02/27/16 12:04	1
Bis(2-chloroethoxy)methane	<0.18		0.18	0.037	mg/Kg	☼	02/19/16 07:12	02/27/16 12:04	1
1,2,4-Trichlorobenzene	<0.18		0.18	0.039	mg/Kg	☼	02/19/16 07:12	02/27/16 12:04	1
Isophorone	<0.18		0.18	0.041	mg/Kg	☼	02/19/16 07:12	02/27/16 12:04	1
2,4-Dimethylphenol	<0.36		0.36	0.14	mg/Kg	☼	02/19/16 07:12	02/27/16 12:04	1
Hexachlorobutadiene	<0.18		0.18	0.057	mg/Kg	☼	02/19/16 07:12	02/27/16 12:04	1
Naphthalene	<0.036		0.036	0.0056	mg/Kg	☼	02/19/16 07:12	02/27/16 12:04	1
2,4-Dichlorophenol	<0.36		0.36	0.087	mg/Kg	☼	02/19/16 07:12	02/27/16 12:04	1
4-Chloroaniline	<0.74		0.74	0.17	mg/Kg	☼	02/19/16 07:12	02/27/16 12:04	1
2,4,6-Trichlorophenol	<0.36		0.36	0.13	mg/Kg	☼	02/19/16 07:12	02/27/16 12:04	1
2,4,5-Trichlorophenol	<0.36		0.36	0.083	mg/Kg	☼	02/19/16 07:12	02/27/16 12:04	1
Hexachlorocyclopentadiene	<0.74		0.74	0.21	mg/Kg	☼	02/19/16 07:12	02/27/16 12:04	1
2-Methylnaphthalene	<0.036		0.036	0.0067	mg/Kg	☼	02/19/16 07:12	02/27/16 12:04	1
2-Nitroaniline	<0.18		0.18	0.049	mg/Kg	☼	02/19/16 07:12	02/27/16 12:04	1
2-Chloronaphthalene	<0.18		0.18	0.040	mg/Kg	☼	02/19/16 07:12	02/27/16 12:04	1
4-Chloro-3-methylphenol	<0.36		0.36	0.12	mg/Kg	☼	02/19/16 07:12	02/27/16 12:04	1
2,6-Dinitrotoluene	<0.18		0.18	0.072	mg/Kg	☼	02/19/16 07:12	02/27/16 12:04	1
2-Nitrophenol	<0.36		0.36	0.086	mg/Kg	☼	02/19/16 07:12	02/27/16 12:04	1
3-Nitroaniline	<0.36		0.36	0.11	mg/Kg	☼	02/19/16 07:12	02/27/16 12:04	1
Dimethyl phthalate	<0.18		0.18	0.048	mg/Kg	☼	02/19/16 07:12	02/27/16 12:04	1
2,4-Dinitrophenol	<0.74		0.74	0.64	mg/Kg	☼	02/19/16 07:12	02/27/16 12:04	1
Acenaphthylene	0.0048	J	0.036	0.0048	mg/Kg	☼	02/19/16 07:12	02/27/16 12:04	1
2,4-Dinitrotoluene	<0.18		0.18	0.058	mg/Kg	☼	02/19/16 07:12	02/27/16 12:04	1
Acenaphthene	<0.036		0.036	0.0066	mg/Kg	☼	02/19/16 07:12	02/27/16 12:04	1
Dibenzofuran	<0.18		0.18	0.043	mg/Kg	☼	02/19/16 07:12	02/27/16 12:04	1
4-Nitrophenol	<0.74		0.74	0.35	mg/Kg	☼	02/19/16 07:12	02/27/16 12:04	1
Fluorene	<0.036		0.036	0.0051	mg/Kg	☼	02/19/16 07:12	02/27/16 12:04	1
4-Nitroaniline	<0.36		0.36	0.15	mg/Kg	☼	02/19/16 07:12	02/27/16 12:04	1
4-Bromophenyl phenyl ether	<0.18		0.18	0.048	mg/Kg	☼	02/19/16 07:12	02/27/16 12:04	1
Hexachlorobenzene	<0.074		0.074	0.0085	mg/Kg	☼	02/19/16 07:12	02/27/16 12:04	1
Diethyl phthalate	<0.18		0.18	0.062	mg/Kg	☼	02/19/16 07:12	02/27/16 12:04	1
4-Chlorophenyl phenyl ether	<0.18		0.18	0.043	mg/Kg	☼	02/19/16 07:12	02/27/16 12:04	1
Pentachlorophenol	<0.74		0.74	0.59	mg/Kg	☼	02/19/16 07:12	02/27/16 12:04	1
N-Nitrosodiphenylamine	<0.18		0.18	0.043	mg/Kg	☼	02/19/16 07:12	02/27/16 12:04	1
4,6-Dinitro-2-methylphenol	<0.74		0.74	0.29	mg/Kg	☼	02/19/16 07:12	02/27/16 12:04	1
Phenanthrene	0.073		0.036	0.0051	mg/Kg	☼	02/19/16 07:12	02/27/16 12:04	1
Anthracene	0.015	J	0.036	0.0061	mg/Kg	☼	02/19/16 07:12	02/27/16 12:04	1
Carbazole	<0.18		0.18	0.091	mg/Kg	☼	02/19/16 07:12	02/27/16 12:04	1
Di-n-butyl phthalate	<0.18		0.18	0.056	mg/Kg	☼	02/19/16 07:12	02/27/16 12:04	1
Fluoranthene	0.17		0.036	0.0068	mg/Kg	☼	02/19/16 07:12	02/27/16 12:04	1
Pyrene	0.25		0.036	0.0072	mg/Kg	☼	02/19/16 07:12	02/27/16 12:04	1
Butyl benzyl phthalate	<0.18		0.18	0.069	mg/Kg	☼	02/19/16 07:12	02/27/16 12:04	1
Benzo[a]anthracene	0.088		0.036	0.0049	mg/Kg	☼	02/19/16 07:12	02/27/16 12:04	1

TestAmerica Chicago

Client Sample Results

Client: Ecology and Environment, Inc.
Project/Site: IDOT - IL 38 - WO 008

TestAmerica Job ID: 500-107595-1

Client Sample ID: 3011-38-B04 (0-1)

Lab Sample ID: 500-107595-3

Date Collected: 02/15/16 11:55

Matrix: Solid

Date Received: 02/16/16 08:00

Percent Solids: 87.3

Method: 8270D - Semivolatile Organic Compounds (GC/MS) (Continued)

Analyte	Result	Qualifier	RL	MDL	Unit	D	Prepared	Analyzed	Dil Fac
Chrysene	0.12		0.036	0.010	mg/Kg	☼	02/19/16 07:12	02/27/16 12:04	1
3,3'-Dichlorobenzidine	<0.18		0.18	0.051	mg/Kg	☼	02/19/16 07:12	02/27/16 12:04	1
Bis(2-ethylhexyl) phthalate	<0.18		0.18	0.067	mg/Kg	☼	02/19/16 07:12	02/27/16 12:04	1
Di-n-octyl phthalate	<0.18		0.18	0.060	mg/Kg	☼	02/19/16 07:12	02/27/16 12:04	1
Benzo[b]fluoranthene	0.20		0.036	0.0079	mg/Kg	☼	02/19/16 07:12	02/27/16 12:04	1
Benzo[k]fluoranthene	0.091		0.036	0.011	mg/Kg	☼	02/19/16 07:12	02/27/16 12:04	1
Benzo[a]pyrene	0.11		0.036	0.0071	mg/Kg	☼	02/19/16 07:12	02/27/16 12:04	1
Indeno[1,2,3-cd]pyrene	0.049		0.036	0.0095	mg/Kg	☼	02/19/16 07:12	02/27/16 12:04	1
Dibenz(a,h)anthracene	<0.036		0.036	0.0071	mg/Kg	☼	02/19/16 07:12	02/27/16 12:04	1
Benzo[g,h,i]perylene	0.066		0.036	0.012	mg/Kg	☼	02/19/16 07:12	02/27/16 12:04	1
3 & 4 Methylphenol	<0.18		0.18	0.061	mg/Kg	☼	02/19/16 07:12	02/27/16 12:04	1

Surrogate	%Recovery	Qualifier	Limits	Prepared	Analyzed	Dil Fac
2-Fluorophenol	76		25 - 110	02/19/16 07:12	02/27/16 12:04	1
Phenol-d5	75		31 - 110	02/19/16 07:12	02/27/16 12:04	1
Nitrobenzene-d5	69		25 - 115	02/19/16 07:12	02/27/16 12:04	1
2-Fluorobiphenyl	72		25 - 119	02/19/16 07:12	02/27/16 12:04	1
2,4,6-Tribromophenol	51		35 - 137	02/19/16 07:12	02/27/16 12:04	1
Terphenyl-d14	125		36 - 134	02/19/16 07:12	02/27/16 12:04	1

Method: 6010B - Metals (ICP)

Analyte	Result	Qualifier	RL	MDL	Unit	D	Prepared	Analyzed	Dil Fac
Antimony	0.41	J	1.1	0.23	mg/Kg	☼	02/21/16 17:45	02/24/16 20:49	1
Arsenic	5.3		0.56	0.26	mg/Kg	☼	02/21/16 17:45	02/24/16 20:49	1
Barium	64		0.56	0.10	mg/Kg	☼	02/21/16 17:45	02/24/16 20:49	1
Beryllium	0.38		0.22	0.048	mg/Kg	☼	02/21/16 17:45	02/24/16 20:49	1
Boron	4.2		2.8	0.39	mg/Kg	☼	02/21/16 17:45	02/24/16 20:49	1
Cadmium	0.069	J	0.11	0.032	mg/Kg	☼	02/21/16 17:45	02/24/16 20:49	1
Calcium	59000		110	36	mg/Kg	☼	02/21/16 17:45	02/25/16 13:28	10
Chromium	10	B	0.56	0.096	mg/Kg	☼	02/21/16 17:45	02/24/16 20:49	1
Cobalt	7.4		0.28	0.063	mg/Kg	☼	02/21/16 17:45	02/24/16 20:49	1
Copper	15		0.56	0.12	mg/Kg	☼	02/21/16 17:45	02/24/16 20:49	1
Iron	11000		11	4.3	mg/Kg	☼	02/21/16 17:45	02/24/16 20:49	1
Lead	31		0.28	0.14	mg/Kg	☼	02/21/16 17:45	02/24/16 20:49	1
Magnesium	28000		5.6	2.3	mg/Kg	☼	02/21/16 17:45	02/24/16 20:49	1
Manganese	510		0.56	0.11	mg/Kg	☼	02/21/16 17:45	02/24/16 20:49	1
Nickel	15		0.56	0.15	mg/Kg	☼	02/21/16 17:45	02/24/16 20:49	1
Potassium	690		28	4.5	mg/Kg	☼	02/21/16 17:45	02/24/16 20:49	1
Selenium	0.49	J	0.56	0.28	mg/Kg	☼	02/21/16 17:45	02/24/16 20:49	1
Silver	<0.28		0.28	0.065	mg/Kg	☼	02/21/16 17:45	02/24/16 20:49	1
Sodium	1500		56	7.4	mg/Kg	☼	02/21/16 17:45	02/24/16 20:49	1
Thallium	<0.56		0.56	0.27	mg/Kg	☼	02/21/16 17:45	02/24/16 20:49	1
Vanadium	17		0.28	0.081	mg/Kg	☼	02/21/16 17:45	02/24/16 20:49	1
Zinc	58		11	3.5	mg/Kg	☼	02/21/16 17:45	02/25/16 13:28	10

Method: 6010B - Metals (ICP) - TCLP

Analyte	Result	Qualifier	RL	MDL	Unit	D	Prepared	Analyzed	Dil Fac
Barium	0.45	J	0.50	0.050	mg/L		02/22/16 09:43	02/23/16 02:43	1
Beryllium	<0.0040		0.0040	0.0040	mg/L		02/22/16 09:43	02/23/16 02:43	1
Boron	0.080	J	0.50	0.050	mg/L		02/22/16 09:43	02/23/16 02:43	1

TestAmerica Chicago

Client Sample Results

Client: Ecology and Environment, Inc.
Project/Site: IDOT - IL 38 - WO 008

TestAmerica Job ID: 500-107595-1

Client Sample ID: 3011-38-B04 (0-1)

Lab Sample ID: 500-107595-3

Date Collected: 02/15/16 11:55

Matrix: Solid

Date Received: 02/16/16 08:00

Percent Solids: 87.3

Method: 6010B - Metals (ICP) - TCLP (Continued)

Analyte	Result	Qualifier	RL	MDL	Unit	D	Prepared	Analyzed	Dil Fac
Cadmium	<0.0050		0.0050	0.0020	mg/L		02/22/16 09:43	02/23/16 02:43	1
Chromium	<0.025		0.025	0.010	mg/L		02/22/16 09:43	02/23/16 02:43	1
Cobalt	<0.025		0.025	0.010	mg/L		02/22/16 09:43	02/23/16 02:43	1
Iron	<0.40		0.40	0.20	mg/L		02/22/16 09:43	02/23/16 02:43	1
Lead	<0.0075		0.0075	0.0075	mg/L		02/22/16 09:43	02/23/16 02:43	1
Manganese	2.1		0.025	0.010	mg/L		02/22/16 09:43	02/23/16 02:43	1
Nickel	0.016	J	0.025	0.010	mg/L		02/22/16 09:43	02/23/16 02:43	1
Selenium	<0.050		0.050	0.020	mg/L		02/22/16 09:43	02/23/16 02:43	1
Silver	<0.025		0.025	0.010	mg/L		02/22/16 09:43	02/23/16 02:43	1
Zinc	0.15	J	0.50	0.020	mg/L		02/22/16 09:43	02/23/16 02:43	1

Method: 6010B - Metals (ICP) - SPLP East

Analyte	Result	Qualifier	RL	MDL	Unit	D	Prepared	Analyzed	Dil Fac
Manganese	0.59		0.025	0.010	mg/L		02/22/16 09:48	02/24/16 00:09	1

Method: 6020A - Metals (ICP/MS) - TCLP

Analyte	Result	Qualifier	RL	MDL	Unit	D	Prepared	Analyzed	Dil Fac
Antimony	<0.0060		0.0060	0.0060	mg/L		02/22/16 09:43	02/23/16 13:17	1
Thallium	<0.0020		0.0020	0.0020	mg/L		02/22/16 09:43	02/23/16 13:17	1

Method: 7470A - TCLP Mercury - TCLP

Analyte	Result	Qualifier	RL	MDL	Unit	D	Prepared	Analyzed	Dil Fac
Mercury	<0.00020		0.00020	0.00020	mg/L		02/22/16 15:15	02/23/16 12:08	1

Method: 7471B - Mercury (CVAA)

Analyte	Result	Qualifier	RL	MDL	Unit	D	Prepared	Analyzed	Dil Fac
Mercury	0.030		0.017	0.0090	mg/Kg	☼	02/19/16 16:00	02/22/16 13:14	1

General Chemistry

Analyte	Result	Qualifier	RL	MDL	Unit	D	Prepared	Analyzed	Dil Fac
pH	8.55		0.200	0.200	SU			02/18/16 19:13	1

Client Sample Results

Client: Ecology and Environment, Inc.
Project/Site: IDOT - IL 38 - WO 008

TestAmerica Job ID: 500-107595-1

Client Sample ID: 3011-38-B03 (0-1)

Lab Sample ID: 500-107595-4

Date Collected: 02/15/16 12:00

Matrix: Solid

Date Received: 02/16/16 08:00

Percent Solids: 87.8

Method: 8260B - Volatile Organic Compounds (GC/MS)

Analyte	Result	Qualifier	RL	MDL	Unit	D	Prepared	Analyzed	Dil Fac
Acetone	<0.020		0.020	0.0038	mg/Kg	☼	02/16/16 08:50	02/20/16 19:47	1
Benzene	<0.0049		0.0049	0.0011	mg/Kg	☼	02/16/16 08:50	02/20/16 19:47	1
Bromodichloromethane	<0.0049		0.0049	0.00083	mg/Kg	☼	02/16/16 08:50	02/20/16 19:47	1
Bromoform	<0.0049		0.0049	0.0010	mg/Kg	☼	02/16/16 08:50	02/20/16 19:47	1
Bromomethane	<0.0049		0.0049	0.0018	mg/Kg	☼	02/16/16 08:50	02/20/16 19:47	1
2-Butanone (MEK)	<0.0049		0.0049	0.0018	mg/Kg	☼	02/16/16 08:50	02/20/16 19:47	1
Carbon disulfide	<0.0049		0.0049	0.0018	mg/Kg	☼	02/16/16 08:50	02/20/16 19:47	1
Carbon tetrachloride	<0.0049		0.0049	0.0011	mg/Kg	☼	02/16/16 08:50	02/20/16 19:47	1
Chlorobenzene	<0.0049		0.0049	0.0012	mg/Kg	☼	02/16/16 08:50	02/20/16 19:47	1
Chloroethane	<0.0049		0.0049	0.0021	mg/Kg	☼	02/16/16 08:50	02/20/16 19:47	1
Chloroform	<0.0049		0.0049	0.00096	mg/Kg	☼	02/16/16 08:50	02/20/16 19:47	1
Chloromethane	<0.0049	*	0.0049	0.0012	mg/Kg	☼	02/16/16 08:50	02/20/16 19:47	1
cis-1,2-Dichloroethene	<0.0049		0.0049	0.0010	mg/Kg	☼	02/16/16 08:50	02/20/16 19:47	1
cis-1,3-Dichloropropene	<0.0049		0.0049	0.0011	mg/Kg	☼	02/16/16 08:50	02/20/16 19:47	1
Dibromochloromethane	<0.0049		0.0049	0.00057	mg/Kg	☼	02/16/16 08:50	02/20/16 19:47	1
1,1-Dichloroethane	<0.0049		0.0049	0.0010	mg/Kg	☼	02/16/16 08:50	02/20/16 19:47	1
1,2-Dichloroethane	<0.0049		0.0049	0.00073	mg/Kg	☼	02/16/16 08:50	02/20/16 19:47	1
1,1-Dichloroethene	<0.0049		0.0049	0.0018	mg/Kg	☼	02/16/16 08:50	02/20/16 19:47	1
1,2-Dichloropropane	<0.0049		0.0049	0.0013	mg/Kg	☼	02/16/16 08:50	02/20/16 19:47	1
1,3-Dichloropropane, Total	<0.0049		0.0049	0.0014	mg/Kg	☼	02/16/16 08:50	02/20/16 19:47	1
Ethylbenzene	<0.0049		0.0049	0.0012	mg/Kg	☼	02/16/16 08:50	02/20/16 19:47	1
2-Hexanone	<0.0049		0.0049	0.0015	mg/Kg	☼	02/16/16 08:50	02/20/16 19:47	1
Methylene Chloride	<0.0049		0.0049	0.0037	mg/Kg	☼	02/16/16 08:50	02/20/16 19:47	1
4-Methyl-2-pentanone (MIBK)	<0.0049		0.0049	0.0010	mg/Kg	☼	02/16/16 08:50	02/20/16 19:47	1
Methyl tert-butyl ether	<0.0049		0.0049	0.0012	mg/Kg	☼	02/16/16 08:50	02/20/16 19:47	1
Styrene	<0.0049		0.0049	0.0012	mg/Kg	☼	02/16/16 08:50	02/20/16 19:47	1
1,1,2,2-Tetrachloroethane	<0.0049		0.0049	0.00078	mg/Kg	☼	02/16/16 08:50	02/20/16 19:47	1
Tetrachloroethene	<0.0049		0.0049	0.0010	mg/Kg	☼	02/16/16 08:50	02/20/16 19:47	1
Toluene	<0.0049		0.0049	0.0017	mg/Kg	☼	02/16/16 08:50	02/20/16 19:47	1
trans-1,2-Dichloroethene	<0.0049		0.0049	0.0012	mg/Kg	☼	02/16/16 08:50	02/20/16 19:47	1
trans-1,3-Dichloropropene	<0.0049		0.0049	0.0014	mg/Kg	☼	02/16/16 08:50	02/20/16 19:47	1
1,1,1-Trichloroethane	<0.0049		0.0049	0.0011	mg/Kg	☼	02/16/16 08:50	02/20/16 19:47	1
1,1,2-Trichloroethane	<0.0049		0.0049	0.00095	mg/Kg	☼	02/16/16 08:50	02/20/16 19:47	1
Trichloroethene	<0.0049		0.0049	0.0013	mg/Kg	☼	02/16/16 08:50	02/20/16 19:47	1
Vinyl acetate	<0.0049		0.0049	0.0013	mg/Kg	☼	02/16/16 08:50	02/20/16 19:47	1
Vinyl chloride	<0.0049		0.0049	0.0012	mg/Kg	☼	02/16/16 08:50	02/20/16 19:47	1
Xylenes, Total	<0.0098		0.0098	0.0018	mg/Kg	☼	02/16/16 08:50	02/20/16 19:47	1

Surrogate	%Recovery	Qualifier	Limits	Prepared	Analyzed	Dil Fac
4-Bromofluorobenzene (Surr)	97		70 - 122	02/16/16 08:50	02/20/16 19:47	1
Dibromofluoromethane	92		75 - 120	02/16/16 08:50	02/20/16 19:47	1
1,2-Dichloroethane-d4 (Surr)	86		70 - 134	02/16/16 08:50	02/20/16 19:47	1
Toluene-d8 (Surr)	105		75 - 122	02/16/16 08:50	02/20/16 19:47	1

Method: 8270D - Semivolatile Organic Compounds (GC/MS)

Analyte	Result	Qualifier	RL	MDL	Unit	D	Prepared	Analyzed	Dil Fac
Phenol	<0.18		0.18	0.080	mg/Kg	☼	02/19/16 07:12	02/26/16 12:01	1
Bis(2-chloroethyl)ether	<0.18		0.18	0.054	mg/Kg	☼	02/19/16 07:12	02/26/16 12:01	1
1,3-Dichlorobenzene	<0.18		0.18	0.041	mg/Kg	☼	02/19/16 07:12	02/26/16 12:01	1
1,4-Dichlorobenzene	<0.18		0.18	0.046	mg/Kg	☼	02/19/16 07:12	02/26/16 12:01	1

TestAmerica Chicago

Client Sample Results

Client: Ecology and Environment, Inc.
Project/Site: IDOT - IL 38 - WO 008

TestAmerica Job ID: 500-107595-1

Client Sample ID: 3011-38-B03 (0-1)

Lab Sample ID: 500-107595-4

Date Collected: 02/15/16 12:00

Matrix: Solid

Date Received: 02/16/16 08:00

Percent Solids: 87.8

Method: 8270D - Semivolatile Organic Compounds (GC/MS) (Continued)

Analyte	Result	Qualifier	RL	MDL	Unit	D	Prepared	Analyzed	Dil Fac
1,2-Dichlorobenzene	<0.18		0.18	0.043	mg/Kg	☼	02/19/16 07:12	02/26/16 12:01	1
2-Methylphenol	<0.18		0.18	0.058	mg/Kg	☼	02/19/16 07:12	02/26/16 12:01	1
2,2'-oxybis[1-chloropropane]	<0.18		0.18	0.042	mg/Kg	☼	02/19/16 07:12	02/26/16 12:01	1
N-Nitrosodi-n-propylamine	<0.073		0.073	0.044	mg/Kg	☼	02/19/16 07:12	02/26/16 12:01	1
Hexachloroethane	<0.18		0.18	0.055	mg/Kg	☼	02/19/16 07:12	02/26/16 12:01	1
2-Chlorophenol	<0.18		0.18	0.061	mg/Kg	☼	02/19/16 07:12	02/26/16 12:01	1
Nitrobenzene	<0.036		0.036	0.0090	mg/Kg	☼	02/19/16 07:12	02/26/16 12:01	1
Bis(2-chloroethoxy)methane	<0.18		0.18	0.037	mg/Kg	☼	02/19/16 07:12	02/26/16 12:01	1
1,2,4-Trichlorobenzene	<0.18		0.18	0.039	mg/Kg	☼	02/19/16 07:12	02/26/16 12:01	1
Isophorone	<0.18		0.18	0.040	mg/Kg	☼	02/19/16 07:12	02/26/16 12:01	1
2,4-Dimethylphenol	<0.36		0.36	0.14	mg/Kg	☼	02/19/16 07:12	02/26/16 12:01	1
Hexachlorobutadiene	<0.18		0.18	0.057	mg/Kg	☼	02/19/16 07:12	02/26/16 12:01	1
Naphthalene	<0.036		0.036	0.0055	mg/Kg	☼	02/19/16 07:12	02/26/16 12:01	1
2,4-Dichlorophenol	<0.36		0.36	0.085	mg/Kg	☼	02/19/16 07:12	02/26/16 12:01	1
4-Chloroaniline	<0.73		0.73	0.17	mg/Kg	☼	02/19/16 07:12	02/26/16 12:01	1
2,4,6-Trichlorophenol	<0.36		0.36	0.12	mg/Kg	☼	02/19/16 07:12	02/26/16 12:01	1
2,4,5-Trichlorophenol	<0.36		0.36	0.082	mg/Kg	☼	02/19/16 07:12	02/26/16 12:01	1
Hexachlorocyclopentadiene	<0.73		0.73	0.21	mg/Kg	☼	02/19/16 07:12	02/26/16 12:01	1
2-Methylnaphthalene	<0.036		0.036	0.0066	mg/Kg	☼	02/19/16 07:12	02/26/16 12:01	1
2-Nitroaniline	<0.18		0.18	0.048	mg/Kg	☼	02/19/16 07:12	02/26/16 12:01	1
2-Chloronaphthalene	<0.18		0.18	0.040	mg/Kg	☼	02/19/16 07:12	02/26/16 12:01	1
4-Chloro-3-methylphenol	<0.36		0.36	0.12	mg/Kg	☼	02/19/16 07:12	02/26/16 12:01	1
2,6-Dinitrotoluene	<0.18		0.18	0.071	mg/Kg	☼	02/19/16 07:12	02/26/16 12:01	1
2-Nitrophenol	<0.36		0.36	0.085	mg/Kg	☼	02/19/16 07:12	02/26/16 12:01	1
3-Nitroaniline	<0.36		0.36	0.11	mg/Kg	☼	02/19/16 07:12	02/26/16 12:01	1
Dimethyl phthalate	<0.18		0.18	0.047	mg/Kg	☼	02/19/16 07:12	02/26/16 12:01	1
2,4-Dinitrophenol	<0.73		0.73	0.63	mg/Kg	☼	02/19/16 07:12	02/26/16 12:01	1
Acenaphthylene	0.0051	J	0.036	0.0047	mg/Kg	☼	02/19/16 07:12	02/26/16 12:01	1
2,4-Dinitrotoluene	<0.18		0.18	0.057	mg/Kg	☼	02/19/16 07:12	02/26/16 12:01	1
Acenaphthene	<0.036		0.036	0.0065	mg/Kg	☼	02/19/16 07:12	02/26/16 12:01	1
Dibenzofuran	<0.18		0.18	0.042	mg/Kg	☼	02/19/16 07:12	02/26/16 12:01	1
4-Nitrophenol	<0.73		0.73	0.34	mg/Kg	☼	02/19/16 07:12	02/26/16 12:01	1
Fluorene	0.0086	J	0.036	0.0051	mg/Kg	☼	02/19/16 07:12	02/26/16 12:01	1
4-Nitroaniline	<0.36		0.36	0.15	mg/Kg	☼	02/19/16 07:12	02/26/16 12:01	1
4-Bromophenyl phenyl ether	<0.18		0.18	0.047	mg/Kg	☼	02/19/16 07:12	02/26/16 12:01	1
Hexachlorobenzene	<0.073		0.073	0.0083	mg/Kg	☼	02/19/16 07:12	02/26/16 12:01	1
Diethyl phthalate	<0.18		0.18	0.061	mg/Kg	☼	02/19/16 07:12	02/26/16 12:01	1
4-Chlorophenyl phenyl ether	<0.18		0.18	0.042	mg/Kg	☼	02/19/16 07:12	02/26/16 12:01	1
Pentachlorophenol	<0.73		0.73	0.58	mg/Kg	☼	02/19/16 07:12	02/26/16 12:01	1
N-Nitrosodiphenylamine	<0.18		0.18	0.042	mg/Kg	☼	02/19/16 07:12	02/26/16 12:01	1
4,6-Dinitro-2-methylphenol	<0.73		0.73	0.29	mg/Kg	☼	02/19/16 07:12	02/26/16 12:01	1
Phenanthrene	0.095		0.036	0.0050	mg/Kg	☼	02/19/16 07:12	02/26/16 12:01	1
Anthracene	0.019	J	0.036	0.0060	mg/Kg	☼	02/19/16 07:12	02/26/16 12:01	1
Carbazole	<0.18		0.18	0.090	mg/Kg	☼	02/19/16 07:12	02/26/16 12:01	1
Di-n-butyl phthalate	<0.18		0.18	0.055	mg/Kg	☼	02/19/16 07:12	02/26/16 12:01	1
Fluoranthene	0.19		0.036	0.0067	mg/Kg	☼	02/19/16 07:12	02/26/16 12:01	1
Pyrene	0.20		0.036	0.0072	mg/Kg	☼	02/19/16 07:12	02/26/16 12:01	1
Butyl benzyl phthalate	<0.18		0.18	0.068	mg/Kg	☼	02/19/16 07:12	02/26/16 12:01	1
Benzo[a]anthracene	0.079		0.036	0.0048	mg/Kg	☼	02/19/16 07:12	02/26/16 12:01	1

TestAmerica Chicago

Client Sample Results

Client: Ecology and Environment, Inc.
Project/Site: IDOT - IL 38 - WO 008

TestAmerica Job ID: 500-107595-1

Client Sample ID: 3011-38-B03 (0-1)

Lab Sample ID: 500-107595-4

Date Collected: 02/15/16 12:00

Matrix: Solid

Date Received: 02/16/16 08:00

Percent Solids: 87.8

Method: 8270D - Semivolatile Organic Compounds (GC/MS) (Continued)

Analyte	Result	Qualifier	RL	MDL	Unit	D	Prepared	Analyzed	Dil Fac
Chrysene	0.11		0.036	0.0098	mg/Kg	☼	02/19/16 07:12	02/26/16 12:01	1
3,3'-Dichlorobenzidine	<0.18		0.18	0.050	mg/Kg	☼	02/19/16 07:12	02/26/16 12:01	1
Bis(2-ethylhexyl) phthalate	<0.18		0.18	0.066	mg/Kg	☼	02/19/16 07:12	02/26/16 12:01	1
Di-n-octyl phthalate	<0.18		0.18	0.059	mg/Kg	☼	02/19/16 07:12	02/26/16 12:01	1
Benzo[b]fluoranthene	0.18		0.036	0.0078	mg/Kg	☼	02/19/16 07:12	02/26/16 12:01	1
Benzo[k]fluoranthene	0.070		0.036	0.011	mg/Kg	☼	02/19/16 07:12	02/26/16 12:01	1
Benzo[a]pyrene	0.10		0.036	0.0070	mg/Kg	☼	02/19/16 07:12	02/26/16 12:01	1
Indeno[1,2,3-cd]pyrene	0.059		0.036	0.0093	mg/Kg	☼	02/19/16 07:12	02/26/16 12:01	1
Dibenz(a,h)anthracene	0.013	J	0.036	0.0070	mg/Kg	☼	02/19/16 07:12	02/26/16 12:01	1
Benzo[g,h,i]perylene	0.060		0.036	0.012	mg/Kg	☼	02/19/16 07:12	02/26/16 12:01	1
3 & 4 Methylphenol	<0.18		0.18	0.060	mg/Kg	☼	02/19/16 07:12	02/26/16 12:01	1

Surrogate	%Recovery	Qualifier	Limits	Prepared	Analyzed	Dil Fac
2-Fluorophenol	88		25 - 110	02/19/16 07:12	02/26/16 12:01	1
Phenol-d5	82		31 - 110	02/19/16 07:12	02/26/16 12:01	1
Nitrobenzene-d5	75		25 - 115	02/19/16 07:12	02/26/16 12:01	1
2-Fluorobiphenyl	79		25 - 119	02/19/16 07:12	02/26/16 12:01	1
2,4,6-Tribromophenol	97		35 - 137	02/19/16 07:12	02/26/16 12:01	1
Terphenyl-d14	138	X	36 - 134	02/19/16 07:12	02/26/16 12:01	1

Method: 6010B - Metals (ICP)

Analyte	Result	Qualifier	RL	MDL	Unit	D	Prepared	Analyzed	Dil Fac
Antimony	0.44	J	1.1	0.23	mg/Kg	☼	02/21/16 17:45	02/24/16 20:54	1
Arsenic	2.4		0.55	0.25	mg/Kg	☼	02/21/16 17:45	02/24/16 20:54	1
Barium	29		0.55	0.10	mg/Kg	☼	02/21/16 17:45	02/24/16 20:54	1
Beryllium	0.20	J	0.22	0.047	mg/Kg	☼	02/21/16 17:45	02/24/16 20:54	1
Boron	8.2		2.7	0.38	mg/Kg	☼	02/21/16 17:45	02/24/16 20:54	1
Cadmium	0.097	J	0.11	0.032	mg/Kg	☼	02/21/16 17:45	02/24/16 20:54	1
Calcium	140000		110	35	mg/Kg	☼	02/21/16 17:45	02/25/16 13:40	10
Chromium	9.4	B	0.55	0.094	mg/Kg	☼	02/21/16 17:45	02/24/16 20:54	1
Cobalt	3.5		0.27	0.062	mg/Kg	☼	02/21/16 17:45	02/24/16 20:54	1
Copper	10		0.55	0.12	mg/Kg	☼	02/21/16 17:45	02/24/16 20:54	1
Iron	7000		11	4.2	mg/Kg	☼	02/21/16 17:45	02/24/16 20:54	1
Lead	42		0.27	0.14	mg/Kg	☼	02/21/16 17:45	02/24/16 20:54	1
Magnesium	85000		55	22	mg/Kg	☼	02/21/16 17:45	02/25/16 13:40	10
Manganese	300		0.55	0.11	mg/Kg	☼	02/21/16 17:45	02/24/16 20:54	1
Nickel	7.9		0.55	0.15	mg/Kg	☼	02/21/16 17:45	02/24/16 20:54	1
Potassium	530		27	4.5	mg/Kg	☼	02/21/16 17:45	02/24/16 20:54	1
Selenium	<0.55		0.55	0.27	mg/Kg	☼	02/21/16 17:45	02/24/16 20:54	1
Silver	0.12	J	0.27	0.064	mg/Kg	☼	02/21/16 17:45	02/24/16 20:54	1
Sodium	1000		55	7.2	mg/Kg	☼	02/21/16 17:45	02/24/16 20:54	1
Thallium	<0.55		0.55	0.27	mg/Kg	☼	02/21/16 17:45	02/24/16 20:54	1
Vanadium	11		0.27	0.080	mg/Kg	☼	02/21/16 17:45	02/24/16 20:54	1
Zinc	42		11	3.5	mg/Kg	☼	02/21/16 17:45	02/25/16 13:40	10

Method: 6010B - Metals (ICP) - TCLP

Analyte	Result	Qualifier	RL	MDL	Unit	D	Prepared	Analyzed	Dil Fac
Barium	0.44	J	0.50	0.050	mg/L		02/22/16 09:43	02/23/16 02:50	1
Beryllium	<0.0040		0.0040	0.0040	mg/L		02/22/16 09:43	02/23/16 02:50	1
Boron	0.081	J	0.50	0.050	mg/L		02/22/16 09:43	02/23/16 02:50	1

TestAmerica Chicago

Client Sample Results

Client: Ecology and Environment, Inc.
Project/Site: IDOT - IL 38 - WO 008

TestAmerica Job ID: 500-107595-1

Client Sample ID: 3011-38-B03 (0-1)

Lab Sample ID: 500-107595-4

Date Collected: 02/15/16 12:00

Matrix: Solid

Date Received: 02/16/16 08:00

Percent Solids: 87.8

Method: 6010B - Metals (ICP) - TCLP (Continued)

Analyte	Result	Qualifier	RL	MDL	Unit	D	Prepared	Analyzed	Dil Fac
Cadmium	<0.0050		0.0050	0.0020	mg/L		02/22/16 09:43	02/23/16 02:50	1
Chromium	<0.025		0.025	0.010	mg/L		02/22/16 09:43	02/23/16 02:50	1
Cobalt	<0.025		0.025	0.010	mg/L		02/22/16 09:43	02/23/16 02:50	1
Iron	<0.40		0.40	0.20	mg/L		02/22/16 09:43	02/23/16 02:50	1
Lead	<0.0075		0.0075	0.0075	mg/L		02/22/16 09:43	02/23/16 02:50	1
Manganese	1.2		0.025	0.010	mg/L		02/22/16 09:43	02/23/16 02:50	1
Nickel	<0.025		0.025	0.010	mg/L		02/22/16 09:43	02/23/16 02:50	1
Selenium	<0.050		0.050	0.020	mg/L		02/22/16 09:43	02/23/16 02:50	1
Silver	<0.025		0.025	0.010	mg/L		02/22/16 09:43	02/23/16 02:50	1
Zinc	0.054	J	0.50	0.020	mg/L		02/22/16 09:43	02/23/16 02:50	1

Method: 6010B - Metals (ICP) - SPLP East

Analyte	Result	Qualifier	RL	MDL	Unit	D	Prepared	Analyzed	Dil Fac
Manganese	0.48		0.025	0.010	mg/L		02/22/16 09:48	02/24/16 00:16	1

Method: 6020A - Metals (ICP/MS) - TCLP

Analyte	Result	Qualifier	RL	MDL	Unit	D	Prepared	Analyzed	Dil Fac
Antimony	<0.0060		0.0060	0.0060	mg/L		02/22/16 09:43	02/23/16 13:21	1
Thallium	<0.0020		0.0020	0.0020	mg/L		02/22/16 09:43	02/23/16 13:21	1

Method: 7470A - TCLP Mercury - TCLP

Analyte	Result	Qualifier	RL	MDL	Unit	D	Prepared	Analyzed	Dil Fac
Mercury	<0.00020		0.00020	0.00020	mg/L		02/22/16 15:15	02/23/16 12:10	1

Method: 7471B - Mercury (CVAA)

Analyte	Result	Qualifier	RL	MDL	Unit	D	Prepared	Analyzed	Dil Fac
Mercury	0.014	J	0.019	0.0097	mg/Kg	☼	02/19/16 16:00	02/22/16 13:16	1

General Chemistry

Analyte	Result	Qualifier	RL	MDL	Unit	D	Prepared	Analyzed	Dil Fac
pH	8.36		0.200	0.200	SU			02/18/16 19:19	1

Client Sample Results

Client: Ecology and Environment, Inc.
Project/Site: IDOT - IL 38 - WO 008

TestAmerica Job ID: 500-107595-1

Client Sample ID: 3011-38-B02 (0-1)

Lab Sample ID: 500-107595-5

Date Collected: 02/15/16 12:05

Matrix: Solid

Date Received: 02/16/16 08:00

Percent Solids: 85.8

Method: 8260B - Volatile Organic Compounds (GC/MS)

Analyte	Result	Qualifier	RL	MDL	Unit	D	Prepared	Analyzed	Dil Fac
Acetone	<0.018		0.018	0.0036	mg/Kg	☼	02/16/16 08:50	02/20/16 20:11	1
Benzene	<0.0046		0.0046	0.0010	mg/Kg	☼	02/16/16 08:50	02/20/16 20:11	1
Bromodichloromethane	<0.0046		0.0046	0.00078	mg/Kg	☼	02/16/16 08:50	02/20/16 20:11	1
Bromoform	<0.0046		0.0046	0.00094	mg/Kg	☼	02/16/16 08:50	02/20/16 20:11	1
Bromomethane	<0.0046		0.0046	0.0017	mg/Kg	☼	02/16/16 08:50	02/20/16 20:11	1
2-Butanone (MEK)	<0.0046		0.0046	0.0016	mg/Kg	☼	02/16/16 08:50	02/20/16 20:11	1
Carbon disulfide	<0.0046		0.0046	0.0017	mg/Kg	☼	02/16/16 08:50	02/20/16 20:11	1
Carbon tetrachloride	<0.0046		0.0046	0.00099	mg/Kg	☼	02/16/16 08:50	02/20/16 20:11	1
Chlorobenzene	<0.0046		0.0046	0.0011	mg/Kg	☼	02/16/16 08:50	02/20/16 20:11	1
Chloroethane	<0.0046		0.0046	0.0019	mg/Kg	☼	02/16/16 08:50	02/20/16 20:11	1
Chloroform	<0.0046		0.0046	0.00090	mg/Kg	☼	02/16/16 08:50	02/20/16 20:11	1
Chloromethane	<0.0046	*	0.0046	0.0011	mg/Kg	☼	02/16/16 08:50	02/20/16 20:11	1
cis-1,2-Dichloroethene	<0.0046		0.0046	0.00094	mg/Kg	☼	02/16/16 08:50	02/20/16 20:11	1
cis-1,3-Dichloropropene	<0.0046		0.0046	0.0011	mg/Kg	☼	02/16/16 08:50	02/20/16 20:11	1
Dibromochloromethane	<0.0046		0.0046	0.00053	mg/Kg	☼	02/16/16 08:50	02/20/16 20:11	1
1,1-Dichloroethane	<0.0046		0.0046	0.00095	mg/Kg	☼	02/16/16 08:50	02/20/16 20:11	1
1,2-Dichloroethane	<0.0046		0.0046	0.00068	mg/Kg	☼	02/16/16 08:50	02/20/16 20:11	1
1,1-Dichloroethene	<0.0046		0.0046	0.0017	mg/Kg	☼	02/16/16 08:50	02/20/16 20:11	1
1,2-Dichloropropane	<0.0046		0.0046	0.0012	mg/Kg	☼	02/16/16 08:50	02/20/16 20:11	1
1,3-Dichloropropane, Total	<0.0046		0.0046	0.0013	mg/Kg	☼	02/16/16 08:50	02/20/16 20:11	1
Ethylbenzene	<0.0046		0.0046	0.0011	mg/Kg	☼	02/16/16 08:50	02/20/16 20:11	1
2-Hexanone	<0.0046		0.0046	0.0014	mg/Kg	☼	02/16/16 08:50	02/20/16 20:11	1
Methylene Chloride	<0.0046		0.0046	0.0035	mg/Kg	☼	02/16/16 08:50	02/20/16 20:11	1
4-Methyl-2-pentanone (MIBK)	<0.0046		0.0046	0.00095	mg/Kg	☼	02/16/16 08:50	02/20/16 20:11	1
Methyl tert-butyl ether	<0.0046		0.0046	0.0011	mg/Kg	☼	02/16/16 08:50	02/20/16 20:11	1
Styrene	<0.0046		0.0046	0.0011	mg/Kg	☼	02/16/16 08:50	02/20/16 20:11	1
1,1,1,2-Tetrachloroethane	<0.0046		0.0046	0.00073	mg/Kg	☼	02/16/16 08:50	02/20/16 20:11	1
Tetrachloroethene	<0.0046		0.0046	0.00096	mg/Kg	☼	02/16/16 08:50	02/20/16 20:11	1
Toluene	<0.0046		0.0046	0.0016	mg/Kg	☼	02/16/16 08:50	02/20/16 20:11	1
trans-1,2-Dichloroethene	<0.0046		0.0046	0.0012	mg/Kg	☼	02/16/16 08:50	02/20/16 20:11	1
trans-1,3-Dichloropropene	<0.0046		0.0046	0.0013	mg/Kg	☼	02/16/16 08:50	02/20/16 20:11	1
1,1,1-Trichloroethane	<0.0046		0.0046	0.0011	mg/Kg	☼	02/16/16 08:50	02/20/16 20:11	1
1,1,2-Trichloroethane	<0.0046		0.0046	0.00089	mg/Kg	☼	02/16/16 08:50	02/20/16 20:11	1
Trichloroethene	<0.0046		0.0046	0.0012	mg/Kg	☼	02/16/16 08:50	02/20/16 20:11	1
Vinyl acetate	<0.0046		0.0046	0.0012	mg/Kg	☼	02/16/16 08:50	02/20/16 20:11	1
Vinyl chloride	<0.0046		0.0046	0.0011	mg/Kg	☼	02/16/16 08:50	02/20/16 20:11	1
Xylenes, Total	<0.0092		0.0092	0.0017	mg/Kg	☼	02/16/16 08:50	02/20/16 20:11	1

Surrogate	%Recovery	Qualifier	Limits	Prepared	Analyzed	Dil Fac
4-Bromofluorobenzene (Surr)	96		70 - 122	02/16/16 08:50	02/20/16 20:11	1
Dibromofluoromethane	92		75 - 120	02/16/16 08:50	02/20/16 20:11	1
1,2-Dichloroethane-d4 (Surr)	83		70 - 134	02/16/16 08:50	02/20/16 20:11	1
Toluene-d8 (Surr)	108		75 - 122	02/16/16 08:50	02/20/16 20:11	1

Method: 8270D - Semivolatile Organic Compounds (GC/MS)

Analyte	Result	Qualifier	RL	MDL	Unit	D	Prepared	Analyzed	Dil Fac
Phenol	<0.19		0.19	0.085	mg/Kg	☼	02/19/16 07:12	02/26/16 13:54	1
Bis(2-chloroethyl)ether	<0.19		0.19	0.057	mg/Kg	☼	02/19/16 07:12	02/26/16 13:54	1
1,3-Dichlorobenzene	<0.19		0.19	0.043	mg/Kg	☼	02/19/16 07:12	02/26/16 13:54	1
1,4-Dichlorobenzene	<0.19		0.19	0.049	mg/Kg	☼	02/19/16 07:12	02/26/16 13:54	1

TestAmerica Chicago

Client Sample Results

Client: Ecology and Environment, Inc.
Project/Site: IDOT - IL 38 - WO 008

TestAmerica Job ID: 500-107595-1

Client Sample ID: 3011-38-B02 (0-1)

Lab Sample ID: 500-107595-5

Date Collected: 02/15/16 12:05

Matrix: Solid

Date Received: 02/16/16 08:00

Percent Solids: 85.8

Method: 8270D - Semivolatile Organic Compounds (GC/MS) (Continued)

Analyte	Result	Qualifier	RL	MDL	Unit	D	Prepared	Analyzed	Dil Fac
1,2-Dichlorobenzene	<0.19		0.19	0.046	mg/Kg	☼	02/19/16 07:12	02/26/16 13:54	1
2-Methylphenol	<0.19		0.19	0.061	mg/Kg	☼	02/19/16 07:12	02/26/16 13:54	1
2,2'-oxybis[1-chloropropane]	<0.19		0.19	0.044	mg/Kg	☼	02/19/16 07:12	02/26/16 13:54	1
N-Nitrosodi-n-propylamine	<0.077		0.077	0.047	mg/Kg	☼	02/19/16 07:12	02/26/16 13:54	1
Hexachloroethane	<0.19		0.19	0.058	mg/Kg	☼	02/19/16 07:12	02/26/16 13:54	1
2-Chlorophenol	<0.19		0.19	0.065	mg/Kg	☼	02/19/16 07:12	02/26/16 13:54	1
Nitrobenzene	<0.038		0.038	0.0095	mg/Kg	☼	02/19/16 07:12	02/26/16 13:54	1
Bis(2-chloroethoxy)methane	<0.19		0.19	0.039	mg/Kg	☼	02/19/16 07:12	02/26/16 13:54	1
1,2,4-Trichlorobenzene	<0.19		0.19	0.041	mg/Kg	☼	02/19/16 07:12	02/26/16 13:54	1
Isophorone	<0.19		0.19	0.043	mg/Kg	☼	02/19/16 07:12	02/26/16 13:54	1
2,4-Dimethylphenol	<0.38		0.38	0.14	mg/Kg	☼	02/19/16 07:12	02/26/16 13:54	1
Hexachlorobutadiene	<0.19		0.19	0.060	mg/Kg	☼	02/19/16 07:12	02/26/16 13:54	1
Naphthalene	<0.038		0.038	0.0059	mg/Kg	☼	02/19/16 07:12	02/26/16 13:54	1
2,4-Dichlorophenol	<0.38		0.38	0.091	mg/Kg	☼	02/19/16 07:12	02/26/16 13:54	1
4-Chloroaniline	<0.77		0.77	0.18	mg/Kg	☼	02/19/16 07:12	02/26/16 13:54	1
2,4,6-Trichlorophenol	<0.38		0.38	0.13	mg/Kg	☼	02/19/16 07:12	02/26/16 13:54	1
2,4,5-Trichlorophenol	<0.38		0.38	0.087	mg/Kg	☼	02/19/16 07:12	02/26/16 13:54	1
Hexachlorocyclopentadiene	<0.77		0.77	0.22	mg/Kg	☼	02/19/16 07:12	02/26/16 13:54	1
2-Methylnaphthalene	<0.038		0.038	0.0070	mg/Kg	☼	02/19/16 07:12	02/26/16 13:54	1
2-Nitroaniline	<0.19		0.19	0.051	mg/Kg	☼	02/19/16 07:12	02/26/16 13:54	1
2-Chloronaphthalene	<0.19		0.19	0.042	mg/Kg	☼	02/19/16 07:12	02/26/16 13:54	1
4-Chloro-3-methylphenol	<0.38		0.38	0.13	mg/Kg	☼	02/19/16 07:12	02/26/16 13:54	1
2,6-Dinitrotoluene	<0.19		0.19	0.075	mg/Kg	☼	02/19/16 07:12	02/26/16 13:54	1
2-Nitrophenol	<0.38		0.38	0.090	mg/Kg	☼	02/19/16 07:12	02/26/16 13:54	1
3-Nitroaniline	<0.38		0.38	0.12	mg/Kg	☼	02/19/16 07:12	02/26/16 13:54	1
Dimethyl phthalate	<0.19		0.19	0.050	mg/Kg	☼	02/19/16 07:12	02/26/16 13:54	1
2,4-Dinitrophenol	<0.77		0.77	0.67	mg/Kg	☼	02/19/16 07:12	02/26/16 13:54	1
Acenaphthylene	<0.038		0.038	0.0050	mg/Kg	☼	02/19/16 07:12	02/26/16 13:54	1
2,4-Dinitrotoluene	<0.19		0.19	0.061	mg/Kg	☼	02/19/16 07:12	02/26/16 13:54	1
Acenaphthene	<0.038		0.038	0.0069	mg/Kg	☼	02/19/16 07:12	02/26/16 13:54	1
Dibenzofuran	<0.19		0.19	0.045	mg/Kg	☼	02/19/16 07:12	02/26/16 13:54	1
4-Nitrophenol	<0.77		0.77	0.36	mg/Kg	☼	02/19/16 07:12	02/26/16 13:54	1
Fluorene	<0.038		0.038	0.0054	mg/Kg	☼	02/19/16 07:12	02/26/16 13:54	1
4-Nitroaniline	<0.38		0.38	0.16	mg/Kg	☼	02/19/16 07:12	02/26/16 13:54	1
4-Bromophenyl phenyl ether	<0.19		0.19	0.050	mg/Kg	☼	02/19/16 07:12	02/26/16 13:54	1
Hexachlorobenzene	<0.077		0.077	0.0088	mg/Kg	☼	02/19/16 07:12	02/26/16 13:54	1
Diethyl phthalate	<0.19		0.19	0.065	mg/Kg	☼	02/19/16 07:12	02/26/16 13:54	1
4-Chlorophenyl phenyl ether	<0.19		0.19	0.045	mg/Kg	☼	02/19/16 07:12	02/26/16 13:54	1
Pentachlorophenol	<0.77		0.77	0.61	mg/Kg	☼	02/19/16 07:12	02/26/16 13:54	1
N-Nitrosodiphenylamine	<0.19		0.19	0.045	mg/Kg	☼	02/19/16 07:12	02/26/16 13:54	1
4,6-Dinitro-2-methylphenol	<0.77		0.77	0.31	mg/Kg	☼	02/19/16 07:12	02/26/16 13:54	1
Phenanthrene	0.068		0.038	0.0053	mg/Kg	☼	02/19/16 07:12	02/26/16 13:54	1
Anthracene	0.013 J		0.038	0.0064	mg/Kg	☼	02/19/16 07:12	02/26/16 13:54	1
Carbazole	<0.19		0.19	0.095	mg/Kg	☼	02/19/16 07:12	02/26/16 13:54	1
Di-n-butyl phthalate	<0.19		0.19	0.058	mg/Kg	☼	02/19/16 07:12	02/26/16 13:54	1
Fluoranthene	0.12		0.038	0.0071	mg/Kg	☼	02/19/16 07:12	02/26/16 13:54	1
Pyrene	0.25		0.038	0.0076	mg/Kg	☼	02/19/16 07:12	02/26/16 13:54	1
Butyl benzyl phthalate	<0.19		0.19	0.073	mg/Kg	☼	02/19/16 07:12	02/26/16 13:54	1
Benzo[a]anthracene	0.077		0.038	0.0051	mg/Kg	☼	02/19/16 07:12	02/26/16 13:54	1

TestAmerica Chicago

Client Sample Results

Client: Ecology and Environment, Inc.
Project/Site: IDOT - IL 38 - WO 008

TestAmerica Job ID: 500-107595-1

Client Sample ID: 3011-38-B02 (0-1)

Lab Sample ID: 500-107595-5

Date Collected: 02/15/16 12:05

Matrix: Solid

Date Received: 02/16/16 08:00

Percent Solids: 85.8

Method: 8270D - Semivolatile Organic Compounds (GC/MS) (Continued)

Analyte	Result	Qualifier	RL	MDL	Unit	D	Prepared	Analyzed	Dil Fac
Chrysene	0.13		0.038	0.010	mg/Kg	☼	02/19/16 07:12	02/26/16 13:54	1
3,3'-Dichlorobenzidine	<0.19		0.19	0.053	mg/Kg	☼	02/19/16 07:12	02/26/16 13:54	1
Bis(2-ethylhexyl) phthalate	<0.19		0.19	0.070	mg/Kg	☼	02/19/16 07:12	02/26/16 13:54	1
Di-n-octyl phthalate	<0.19		0.19	0.062	mg/Kg	☼	02/19/16 07:12	02/26/16 13:54	1
Benzo[b]fluoranthene	0.23		0.038	0.0082	mg/Kg	☼	02/19/16 07:12	02/26/16 13:54	1
Benzo[k]fluoranthene	0.094		0.038	0.011	mg/Kg	☼	02/19/16 07:12	02/26/16 13:54	1
Benzo[a]pyrene	0.13		0.038	0.0074	mg/Kg	☼	02/19/16 07:12	02/26/16 13:54	1
Indeno[1,2,3-cd]pyrene	0.11		0.038	0.0099	mg/Kg	☼	02/19/16 07:12	02/26/16 13:54	1
Dibenz(a,h)anthracene	<0.038		0.038	0.0074	mg/Kg	☼	02/19/16 07:12	02/26/16 13:54	1
Benzo[g,h,i]perylene	0.11		0.038	0.012	mg/Kg	☼	02/19/16 07:12	02/26/16 13:54	1
3 & 4 Methylphenol	<0.19		0.19	0.064	mg/Kg	☼	02/19/16 07:12	02/26/16 13:54	1

Surrogate	%Recovery	Qualifier	Limits	Prepared	Analyzed	Dil Fac
2-Fluorophenol	88		25 - 110	02/19/16 07:12	02/26/16 13:54	1
Phenol-d5	86		31 - 110	02/19/16 07:12	02/26/16 13:54	1
Nitrobenzene-d5	75		25 - 115	02/19/16 07:12	02/26/16 13:54	1
2-Fluorobiphenyl	80		25 - 119	02/19/16 07:12	02/26/16 13:54	1
2,4,6-Tribromophenol	97		35 - 137	02/19/16 07:12	02/26/16 13:54	1
Terphenyl-d14	204	X	36 - 134	02/19/16 07:12	02/26/16 13:54	1

Method: 6010B - Metals (ICP)

Analyte	Result	Qualifier	RL	MDL	Unit	D	Prepared	Analyzed	Dil Fac
Antimony	0.55	J	1.1	0.23	mg/Kg	☼	02/21/16 17:45	02/24/16 21:07	1
Arsenic	2.6		0.56	0.26	mg/Kg	☼	02/21/16 17:45	02/24/16 21:07	1
Barium	24		0.56	0.10	mg/Kg	☼	02/21/16 17:45	02/24/16 21:07	1
Beryllium	0.16	J	0.22	0.048	mg/Kg	☼	02/21/16 17:45	02/24/16 21:07	1
Boron	8.8		2.8	0.39	mg/Kg	☼	02/21/16 17:45	02/24/16 21:07	1
Cadmium	0.14		0.11	0.032	mg/Kg	☼	02/21/16 17:45	02/24/16 21:07	1
Calcium	160000		110	36	mg/Kg	☼	02/21/16 17:45	02/25/16 13:44	10
Chromium	8.4	B	0.56	0.096	mg/Kg	☼	02/21/16 17:45	02/24/16 21:07	1
Cobalt	3.0		0.28	0.063	mg/Kg	☼	02/21/16 17:45	02/24/16 21:07	1
Copper	8.8		0.56	0.12	mg/Kg	☼	02/21/16 17:45	02/24/16 21:07	1
Iron	6400		11	4.3	mg/Kg	☼	02/21/16 17:45	02/24/16 21:07	1
Lead	52		0.28	0.14	mg/Kg	☼	02/21/16 17:45	02/24/16 21:07	1
Magnesium	99000		56	23	mg/Kg	☼	02/21/16 17:45	02/25/16 13:44	10
Manganese	340		0.56	0.11	mg/Kg	☼	02/21/16 17:45	02/24/16 21:07	1
Nickel	6.3		0.56	0.15	mg/Kg	☼	02/21/16 17:45	02/24/16 21:07	1
Potassium	510		28	4.6	mg/Kg	☼	02/21/16 17:45	02/24/16 21:07	1
Selenium	<0.56		0.56	0.28	mg/Kg	☼	02/21/16 17:45	02/24/16 21:07	1
Silver	<0.28		0.28	0.065	mg/Kg	☼	02/21/16 17:45	02/24/16 21:07	1
Sodium	790		56	7.4	mg/Kg	☼	02/21/16 17:45	02/24/16 21:07	1
Thallium	<0.56		0.56	0.28	mg/Kg	☼	02/21/16 17:45	02/24/16 21:07	1
Vanadium	9.9		0.28	0.082	mg/Kg	☼	02/21/16 17:45	02/24/16 21:07	1
Zinc	35		1.1	0.35	mg/Kg	☼	02/21/16 17:45	02/24/16 21:07	1

Method: 6010B - Metals (ICP) - TCLP

Analyte	Result	Qualifier	RL	MDL	Unit	D	Prepared	Analyzed	Dil Fac
Barium	0.29	J	0.50	0.050	mg/L		02/22/16 09:43	02/23/16 02:56	1
Beryllium	<0.0040		0.0040	0.0040	mg/L		02/22/16 09:43	02/23/16 02:56	1
Boron	0.060	J	0.50	0.050	mg/L		02/22/16 09:43	02/23/16 02:56	1

TestAmerica Chicago

Client Sample Results

Client: Ecology and Environment, Inc.
Project/Site: IDOT - IL 38 - WO 008

TestAmerica Job ID: 500-107595-1

Client Sample ID: 3011-38-B02 (0-1)

Lab Sample ID: 500-107595-5

Date Collected: 02/15/16 12:05

Matrix: Solid

Date Received: 02/16/16 08:00

Percent Solids: 85.8

Method: 6010B - Metals (ICP) - TCLP (Continued)

Analyte	Result	Qualifier	RL	MDL	Unit	D	Prepared	Analyzed	Dil Fac
Cadmium	<0.0050		0.0050	0.0020	mg/L		02/22/16 09:43	02/23/16 02:56	1
Chromium	<0.025		0.025	0.010	mg/L		02/22/16 09:43	02/23/16 02:56	1
Cobalt	<0.025		0.025	0.010	mg/L		02/22/16 09:43	02/23/16 02:56	1
Iron	<0.40		0.40	0.20	mg/L		02/22/16 09:43	02/23/16 02:56	1
Lead	<0.0075		0.0075	0.0075	mg/L		02/22/16 09:43	02/23/16 02:56	1
Manganese	1.1		0.025	0.010	mg/L		02/22/16 09:43	02/23/16 02:56	1
Nickel	<0.025		0.025	0.010	mg/L		02/22/16 09:43	02/23/16 02:56	1
Selenium	<0.050		0.050	0.020	mg/L		02/22/16 09:43	02/23/16 02:56	1
Silver	<0.025		0.025	0.010	mg/L		02/22/16 09:43	02/23/16 02:56	1
Zinc	0.13	J	0.50	0.020	mg/L		02/22/16 09:43	02/23/16 02:56	1

Method: 6010B - Metals (ICP) - SPLP East

Analyte	Result	Qualifier	RL	MDL	Unit	D	Prepared	Analyzed	Dil Fac
Manganese	0.24		0.025	0.010	mg/L		02/22/16 09:48	02/24/16 00:22	1

Method: 6020A - Metals (ICP/MS) - TCLP

Analyte	Result	Qualifier	RL	MDL	Unit	D	Prepared	Analyzed	Dil Fac
Antimony	<0.0060		0.0060	0.0060	mg/L		02/22/16 09:43	02/23/16 13:25	1
Thallium	<0.0020		0.0020	0.0020	mg/L		02/22/16 09:43	02/23/16 13:25	1

Method: 7470A - TCLP Mercury - TCLP

Analyte	Result	Qualifier	RL	MDL	Unit	D	Prepared	Analyzed	Dil Fac
Mercury	<0.00020		0.00020	0.00020	mg/L		02/22/16 15:15	02/23/16 12:12	1

Method: 7471B - Mercury (CVAA)

Analyte	Result	Qualifier	RL	MDL	Unit	D	Prepared	Analyzed	Dil Fac
Mercury	0.011	J	0.018	0.0096	mg/Kg	☼	02/19/16 16:00	02/22/16 13:18	1

General Chemistry

Analyte	Result	Qualifier	RL	MDL	Unit	D	Prepared	Analyzed	Dil Fac
pH	8.51		0.200	0.200	SU			02/18/16 19:25	1

Client Sample Results

Client: Ecology and Environment, Inc.
Project/Site: IDOT - IL 38 - WO 008

TestAmerica Job ID: 500-107595-1

Client Sample ID: 3011-38-B01 (0-1)

Lab Sample ID: 500-107595-6

Date Collected: 02/15/16 12:10

Matrix: Solid

Date Received: 02/16/16 08:00

Percent Solids: 89.4

Method: 8260B - Volatile Organic Compounds (GC/MS)

Analyte	Result	Qualifier	RL	MDL	Unit	D	Prepared	Analyzed	Dil Fac
Acetone	<0.019		0.019	0.0037	mg/Kg	☼	02/16/16 08:50	02/20/16 20:36	1
Benzene	<0.0048		0.0048	0.0011	mg/Kg	☼	02/16/16 08:50	02/20/16 20:36	1
Bromodichloromethane	<0.0048		0.0048	0.00082	mg/Kg	☼	02/16/16 08:50	02/20/16 20:36	1
Bromoform	<0.0048		0.0048	0.00099	mg/Kg	☼	02/16/16 08:50	02/20/16 20:36	1
Bromomethane	<0.0048		0.0048	0.0018	mg/Kg	☼	02/16/16 08:50	02/20/16 20:36	1
2-Butanone (MEK)	<0.0048		0.0048	0.0017	mg/Kg	☼	02/16/16 08:50	02/20/16 20:36	1
Carbon disulfide	<0.0048		0.0048	0.0018	mg/Kg	☼	02/16/16 08:50	02/20/16 20:36	1
Carbon tetrachloride	<0.0048		0.0048	0.0010	mg/Kg	☼	02/16/16 08:50	02/20/16 20:36	1
Chlorobenzene	<0.0048		0.0048	0.0011	mg/Kg	☼	02/16/16 08:50	02/20/16 20:36	1
Chloroethane	<0.0048		0.0048	0.0020	mg/Kg	☼	02/16/16 08:50	02/20/16 20:36	1
Chloroform	<0.0048		0.0048	0.00094	mg/Kg	☼	02/16/16 08:50	02/20/16 20:36	1
Chloromethane	<0.0048	*	0.0048	0.0012	mg/Kg	☼	02/16/16 08:50	02/20/16 20:36	1
cis-1,2-Dichloroethene	<0.0048		0.0048	0.00099	mg/Kg	☼	02/16/16 08:50	02/20/16 20:36	1
cis-1,3-Dichloropropene	<0.0048		0.0048	0.0011	mg/Kg	☼	02/16/16 08:50	02/20/16 20:36	1
Dibromochloromethane	<0.0048		0.0048	0.00056	mg/Kg	☼	02/16/16 08:50	02/20/16 20:36	1
1,1-Dichloroethane	<0.0048		0.0048	0.0010	mg/Kg	☼	02/16/16 08:50	02/20/16 20:36	1
1,2-Dichloroethane	<0.0048		0.0048	0.00072	mg/Kg	☼	02/16/16 08:50	02/20/16 20:36	1
1,1-Dichloroethene	<0.0048		0.0048	0.0018	mg/Kg	☼	02/16/16 08:50	02/20/16 20:36	1
1,2-Dichloropropane	<0.0048		0.0048	0.0013	mg/Kg	☼	02/16/16 08:50	02/20/16 20:36	1
1,3-Dichloropropane, Total	<0.0048		0.0048	0.0014	mg/Kg	☼	02/16/16 08:50	02/20/16 20:36	1
Ethylbenzene	<0.0048		0.0048	0.0012	mg/Kg	☼	02/16/16 08:50	02/20/16 20:36	1
2-Hexanone	<0.0048		0.0048	0.0015	mg/Kg	☼	02/16/16 08:50	02/20/16 20:36	1
Methylene Chloride	<0.0048		0.0048	0.0037	mg/Kg	☼	02/16/16 08:50	02/20/16 20:36	1
4-Methyl-2-pentanone (MIBK)	<0.0048		0.0048	0.0010	mg/Kg	☼	02/16/16 08:50	02/20/16 20:36	1
Methyl tert-butyl ether	<0.0048		0.0048	0.0011	mg/Kg	☼	02/16/16 08:50	02/20/16 20:36	1
Styrene	<0.0048		0.0048	0.0011	mg/Kg	☼	02/16/16 08:50	02/20/16 20:36	1
1,1,2,2-Tetrachloroethane	<0.0048		0.0048	0.00077	mg/Kg	☼	02/16/16 08:50	02/20/16 20:36	1
Tetrachloroethene	<0.0048		0.0048	0.0010	mg/Kg	☼	02/16/16 08:50	02/20/16 20:36	1
Toluene	<0.0048		0.0048	0.0017	mg/Kg	☼	02/16/16 08:50	02/20/16 20:36	1
trans-1,2-Dichloroethene	<0.0048		0.0048	0.0012	mg/Kg	☼	02/16/16 08:50	02/20/16 20:36	1
trans-1,3-Dichloropropene	<0.0048		0.0048	0.0014	mg/Kg	☼	02/16/16 08:50	02/20/16 20:36	1
1,1,1-Trichloroethane	<0.0048		0.0048	0.0011	mg/Kg	☼	02/16/16 08:50	02/20/16 20:36	1
1,1,2-Trichloroethane	<0.0048		0.0048	0.00094	mg/Kg	☼	02/16/16 08:50	02/20/16 20:36	1
Trichloroethene	<0.0048		0.0048	0.0013	mg/Kg	☼	02/16/16 08:50	02/20/16 20:36	1
Vinyl acetate	<0.0048		0.0048	0.0013	mg/Kg	☼	02/16/16 08:50	02/20/16 20:36	1
Vinyl chloride	<0.0048		0.0048	0.0012	mg/Kg	☼	02/16/16 08:50	02/20/16 20:36	1
Xylenes, Total	<0.0097		0.0097	0.0018	mg/Kg	☼	02/16/16 08:50	02/20/16 20:36	1

Surrogate	%Recovery	Qualifier	Limits	Prepared	Analyzed	Dil Fac
4-Bromofluorobenzene (Surr)	98		70 - 122	02/16/16 08:50	02/20/16 20:36	1
Dibromofluoromethane	93		75 - 120	02/16/16 08:50	02/20/16 20:36	1
1,2-Dichloroethane-d4 (Surr)	83		70 - 134	02/16/16 08:50	02/20/16 20:36	1
Toluene-d8 (Surr)	108		75 - 122	02/16/16 08:50	02/20/16 20:36	1

Method: 8270D - Semivolatile Organic Compounds (GC/MS)

Analyte	Result	Qualifier	RL	MDL	Unit	D	Prepared	Analyzed	Dil Fac
Phenol	<0.18		0.18	0.079	mg/Kg	☼	02/19/16 07:12	02/26/16 14:22	1
Bis(2-chloroethyl)ether	<0.18		0.18	0.053	mg/Kg	☼	02/19/16 07:12	02/26/16 14:22	1
1,3-Dichlorobenzene	<0.18		0.18	0.040	mg/Kg	☼	02/19/16 07:12	02/26/16 14:22	1
1,4-Dichlorobenzene	<0.18		0.18	0.045	mg/Kg	☼	02/19/16 07:12	02/26/16 14:22	1

TestAmerica Chicago

Client Sample Results

Client: Ecology and Environment, Inc.
Project/Site: IDOT - IL 38 - WO 008

TestAmerica Job ID: 500-107595-1

Client Sample ID: 3011-38-B01 (0-1)

Lab Sample ID: 500-107595-6

Date Collected: 02/15/16 12:10

Matrix: Solid

Date Received: 02/16/16 08:00

Percent Solids: 89.4

Method: 8270D - Semivolatile Organic Compounds (GC/MS) (Continued)

Analyte	Result	Qualifier	RL	MDL	Unit	D	Prepared	Analyzed	Dil Fac
1,2-Dichlorobenzene	<0.18		0.18	0.042	mg/Kg	☼	02/19/16 07:12	02/26/16 14:22	1
2-Methylphenol	<0.18		0.18	0.057	mg/Kg	☼	02/19/16 07:12	02/26/16 14:22	1
2,2'-oxybis[1-chloropropane]	<0.18		0.18	0.041	mg/Kg	☼	02/19/16 07:12	02/26/16 14:22	1
N-Nitrosodi-n-propylamine	<0.071		0.071	0.043	mg/Kg	☼	02/19/16 07:12	02/26/16 14:22	1
Hexachloroethane	<0.18		0.18	0.054	mg/Kg	☼	02/19/16 07:12	02/26/16 14:22	1
2-Chlorophenol	<0.18		0.18	0.060	mg/Kg	☼	02/19/16 07:12	02/26/16 14:22	1
Nitrobenzene	<0.035		0.035	0.0088	mg/Kg	☼	02/19/16 07:12	02/26/16 14:22	1
Bis(2-chloroethoxy)methane	<0.18		0.18	0.036	mg/Kg	☼	02/19/16 07:12	02/26/16 14:22	1
1,2,4-Trichlorobenzene	<0.18		0.18	0.038	mg/Kg	☼	02/19/16 07:12	02/26/16 14:22	1
Isophorone	<0.18		0.18	0.040	mg/Kg	☼	02/19/16 07:12	02/26/16 14:22	1
2,4-Dimethylphenol	<0.35		0.35	0.13	mg/Kg	☼	02/19/16 07:12	02/26/16 14:22	1
Hexachlorobutadiene	<0.18		0.18	0.056	mg/Kg	☼	02/19/16 07:12	02/26/16 14:22	1
Naphthalene	<0.035		0.035	0.0054	mg/Kg	☼	02/19/16 07:12	02/26/16 14:22	1
2,4-Dichlorophenol	<0.35		0.35	0.084	mg/Kg	☼	02/19/16 07:12	02/26/16 14:22	1
4-Chloroaniline	<0.71		0.71	0.17	mg/Kg	☼	02/19/16 07:12	02/26/16 14:22	1
2,4,6-Trichlorophenol	<0.35		0.35	0.12	mg/Kg	☼	02/19/16 07:12	02/26/16 14:22	1
2,4,5-Trichlorophenol	<0.35		0.35	0.081	mg/Kg	☼	02/19/16 07:12	02/26/16 14:22	1
Hexachlorocyclopentadiene	<0.71		0.71	0.20	mg/Kg	☼	02/19/16 07:12	02/26/16 14:22	1
2-Methylnaphthalene	<0.035		0.035	0.0065	mg/Kg	☼	02/19/16 07:12	02/26/16 14:22	1
2-Nitroaniline	<0.18		0.18	0.048	mg/Kg	☼	02/19/16 07:12	02/26/16 14:22	1
2-Chloronaphthalene	<0.18		0.18	0.039	mg/Kg	☼	02/19/16 07:12	02/26/16 14:22	1
4-Chloro-3-methylphenol	<0.35		0.35	0.12	mg/Kg	☼	02/19/16 07:12	02/26/16 14:22	1
2,6-Dinitrotoluene	<0.18		0.18	0.070	mg/Kg	☼	02/19/16 07:12	02/26/16 14:22	1
2-Nitrophenol	<0.35		0.35	0.084	mg/Kg	☼	02/19/16 07:12	02/26/16 14:22	1
3-Nitroaniline	<0.35		0.35	0.11	mg/Kg	☼	02/19/16 07:12	02/26/16 14:22	1
Dimethyl phthalate	<0.18		0.18	0.046	mg/Kg	☼	02/19/16 07:12	02/26/16 14:22	1
2,4-Dinitrophenol	<0.71		0.71	0.62	mg/Kg	☼	02/19/16 07:12	02/26/16 14:22	1
Acenaphthylene	<0.035		0.035	0.0047	mg/Kg	☼	02/19/16 07:12	02/26/16 14:22	1
2,4-Dinitrotoluene	<0.18		0.18	0.056	mg/Kg	☼	02/19/16 07:12	02/26/16 14:22	1
Acenaphthene	<0.035		0.035	0.0064	mg/Kg	☼	02/19/16 07:12	02/26/16 14:22	1
Dibenzofuran	<0.18		0.18	0.041	mg/Kg	☼	02/19/16 07:12	02/26/16 14:22	1
4-Nitrophenol	<0.71		0.71	0.34	mg/Kg	☼	02/19/16 07:12	02/26/16 14:22	1
Fluorene	<0.035		0.035	0.0050	mg/Kg	☼	02/19/16 07:12	02/26/16 14:22	1
4-Nitroaniline	<0.35		0.35	0.15	mg/Kg	☼	02/19/16 07:12	02/26/16 14:22	1
4-Bromophenyl phenyl ether	<0.18		0.18	0.047	mg/Kg	☼	02/19/16 07:12	02/26/16 14:22	1
Hexachlorobenzene	<0.071		0.071	0.0082	mg/Kg	☼	02/19/16 07:12	02/26/16 14:22	1
Diethyl phthalate	<0.18		0.18	0.060	mg/Kg	☼	02/19/16 07:12	02/26/16 14:22	1
4-Chlorophenyl phenyl ether	<0.18		0.18	0.041	mg/Kg	☼	02/19/16 07:12	02/26/16 14:22	1
Pentachlorophenol	<0.71		0.71	0.57	mg/Kg	☼	02/19/16 07:12	02/26/16 14:22	1
N-Nitrosodiphenylamine	<0.18		0.18	0.042	mg/Kg	☼	02/19/16 07:12	02/26/16 14:22	1
4,6-Dinitro-2-methylphenol	<0.71		0.71	0.28	mg/Kg	☼	02/19/16 07:12	02/26/16 14:22	1
Phenanthrene	0.041		0.035	0.0049	mg/Kg	☼	02/19/16 07:12	02/26/16 14:22	1
Anthracene	0.0063 J		0.035	0.0059	mg/Kg	☼	02/19/16 07:12	02/26/16 14:22	1
Carbazole	<0.18		0.18	0.089	mg/Kg	☼	02/19/16 07:12	02/26/16 14:22	1
Di-n-butyl phthalate	<0.18		0.18	0.054	mg/Kg	☼	02/19/16 07:12	02/26/16 14:22	1
Fluoranthene	0.070		0.035	0.0066	mg/Kg	☼	02/19/16 07:12	02/26/16 14:22	1
Pyrene	0.15		0.035	0.0070	mg/Kg	☼	02/19/16 07:12	02/26/16 14:22	1
Butyl benzyl phthalate	<0.18		0.18	0.067	mg/Kg	☼	02/19/16 07:12	02/26/16 14:22	1
Benzo[a]anthracene	0.044		0.035	0.0048	mg/Kg	☼	02/19/16 07:12	02/26/16 14:22	1

TestAmerica Chicago

Client Sample Results

Client: Ecology and Environment, Inc.
Project/Site: IDOT - IL 38 - WO 008

TestAmerica Job ID: 500-107595-1

Client Sample ID: 3011-38-B01 (0-1)

Lab Sample ID: 500-107595-6

Date Collected: 02/15/16 12:10

Matrix: Solid

Date Received: 02/16/16 08:00

Percent Solids: 89.4

Method: 8270D - Semivolatile Organic Compounds (GC/MS) (Continued)

Analyte	Result	Qualifier	RL	MDL	Unit	D	Prepared	Analyzed	Dil Fac
Chrysene	0.067		0.035	0.0097	mg/Kg	☼	02/19/16 07:12	02/26/16 14:22	1
3,3'-Dichlorobenzidine	<0.18		0.18	0.050	mg/Kg	☼	02/19/16 07:12	02/26/16 14:22	1
Bis(2-ethylhexyl) phthalate	<0.18		0.18	0.065	mg/Kg	☼	02/19/16 07:12	02/26/16 14:22	1
Di-n-octyl phthalate	<0.18		0.18	0.058	mg/Kg	☼	02/19/16 07:12	02/26/16 14:22	1
Benzo[b]fluoranthene	0.12		0.035	0.0076	mg/Kg	☼	02/19/16 07:12	02/26/16 14:22	1
Benzo[k]fluoranthene	0.056		0.035	0.010	mg/Kg	☼	02/19/16 07:12	02/26/16 14:22	1
Benzo[a]pyrene	0.070		0.035	0.0069	mg/Kg	☼	02/19/16 07:12	02/26/16 14:22	1
Indeno[1,2,3-cd]pyrene	0.056		0.035	0.0092	mg/Kg	☼	02/19/16 07:12	02/26/16 14:22	1
Dibenz(a,h)anthracene	<0.035		0.035	0.0068	mg/Kg	☼	02/19/16 07:12	02/26/16 14:22	1
Benzo[g,h,i]perylene	0.052		0.035	0.011	mg/Kg	☼	02/19/16 07:12	02/26/16 14:22	1
3 & 4 Methylphenol	<0.18		0.18	0.059	mg/Kg	☼	02/19/16 07:12	02/26/16 14:22	1

Surrogate	%Recovery	Qualifier	Limits	Prepared	Analyzed	Dil Fac
2-Fluorophenol	83		25 - 110	02/19/16 07:12	02/26/16 14:22	1
Phenol-d5	83		31 - 110	02/19/16 07:12	02/26/16 14:22	1
Nitrobenzene-d5	74		25 - 115	02/19/16 07:12	02/26/16 14:22	1
2-Fluorobiphenyl	77		25 - 119	02/19/16 07:12	02/26/16 14:22	1
2,4,6-Tribromophenol	94		35 - 137	02/19/16 07:12	02/26/16 14:22	1
Terphenyl-d14	204	X	36 - 134	02/19/16 07:12	02/26/16 14:22	1

Method: 6010B - Metals (ICP)

Analyte	Result	Qualifier	RL	MDL	Unit	D	Prepared	Analyzed	Dil Fac
Antimony	0.34	J	1.1	0.22	mg/Kg	☼	02/21/16 17:45	02/24/16 21:12	1
Arsenic	2.2		0.53	0.24	mg/Kg	☼	02/21/16 17:45	02/24/16 21:12	1
Barium	26		0.53	0.096	mg/Kg	☼	02/21/16 17:45	02/24/16 21:12	1
Beryllium	0.17	J	0.21	0.046	mg/Kg	☼	02/21/16 17:45	02/24/16 21:12	1
Boron	8.6		2.6	0.37	mg/Kg	☼	02/21/16 17:45	02/24/16 21:12	1
Cadmium	0.064	J	0.11	0.030	mg/Kg	☼	02/21/16 17:45	02/24/16 21:12	1
Calcium	150000		110	34	mg/Kg	☼	02/21/16 17:45	02/25/16 13:49	10
Chromium	31	B	0.53	0.091	mg/Kg	☼	02/21/16 17:45	02/24/16 21:12	1
Cobalt	2.9		0.26	0.059	mg/Kg	☼	02/21/16 17:45	02/24/16 21:12	1
Copper	7.4		0.53	0.11	mg/Kg	☼	02/21/16 17:45	02/24/16 21:12	1
Iron	5700		11	4.1	mg/Kg	☼	02/21/16 17:45	02/24/16 21:12	1
Lead	150		0.26	0.13	mg/Kg	☼	02/21/16 17:45	02/24/16 21:12	1
Magnesium	90000		53	21	mg/Kg	☼	02/21/16 17:45	02/25/16 13:49	10
Manganese	350		0.53	0.10	mg/Kg	☼	02/21/16 17:45	02/24/16 21:12	1
Nickel	6.3		0.53	0.14	mg/Kg	☼	02/21/16 17:45	02/24/16 21:12	1
Potassium	540		26	4.3	mg/Kg	☼	02/21/16 17:45	02/24/16 21:12	1
Selenium	<0.53		0.53	0.26	mg/Kg	☼	02/21/16 17:45	02/24/16 21:12	1
Silver	<0.26		0.26	0.062	mg/Kg	☼	02/21/16 17:45	02/24/16 21:12	1
Sodium	810		53	6.9	mg/Kg	☼	02/21/16 17:45	02/24/16 21:12	1
Thallium	<0.53		0.53	0.26	mg/Kg	☼	02/21/16 17:45	02/24/16 21:12	1
Vanadium	8.3		0.26	0.077	mg/Kg	☼	02/21/16 17:45	02/24/16 21:12	1
Zinc	30		1.1	0.33	mg/Kg	☼	02/21/16 17:45	02/24/16 21:12	1

Method: 6010B - Metals (ICP) - TCLP

Analyte	Result	Qualifier	RL	MDL	Unit	D	Prepared	Analyzed	Dil Fac
Barium	0.27	J	0.50	0.050	mg/L		02/22/16 09:43	02/23/16 03:19	1
Beryllium	<0.0040		0.0040	0.0040	mg/L		02/22/16 09:43	02/23/16 03:19	1
Boron	0.060	J	0.50	0.050	mg/L		02/22/16 09:43	02/23/16 03:19	1

TestAmerica Chicago

Client Sample Results

Client: Ecology and Environment, Inc.
Project/Site: IDOT - IL 38 - WO 008

TestAmerica Job ID: 500-107595-1

Client Sample ID: 3011-38-B01 (0-1)

Lab Sample ID: 500-107595-6

Date Collected: 02/15/16 12:10

Matrix: Solid

Date Received: 02/16/16 08:00

Percent Solids: 89.4

Method: 6010B - Metals (ICP) - TCLP (Continued)

Analyte	Result	Qualifier	RL	MDL	Unit	D	Prepared	Analyzed	Dil Fac
Cadmium	<0.0050		0.0050	0.0020	mg/L		02/22/16 09:43	02/23/16 03:19	1
Chromium	<0.025		0.025	0.010	mg/L		02/22/16 09:43	02/23/16 03:19	1
Cobalt	<0.025		0.025	0.010	mg/L		02/22/16 09:43	02/23/16 03:19	1
Iron	<0.40		0.40	0.20	mg/L		02/22/16 09:43	02/23/16 03:19	1
Lead	<0.0075		0.0075	0.0075	mg/L		02/22/16 09:43	02/23/16 03:19	1
Manganese	1.2		0.025	0.010	mg/L		02/22/16 09:43	02/23/16 03:19	1
Nickel	<0.025		0.025	0.010	mg/L		02/22/16 09:43	02/23/16 03:19	1
Selenium	<0.050		0.050	0.020	mg/L		02/22/16 09:43	02/23/16 03:19	1
Silver	<0.025		0.025	0.010	mg/L		02/22/16 09:43	02/23/16 03:19	1
Zinc	0.059	J	0.50	0.020	mg/L		02/22/16 09:43	02/23/16 03:19	1

Method: 6010B - Metals (ICP) - SPLP East

Analyte	Result	Qualifier	RL	MDL	Unit	D	Prepared	Analyzed	Dil Fac
Manganese	0.085		0.025	0.010	mg/L		02/22/16 09:48	02/24/16 00:45	1

Method: 6020A - Metals (ICP/MS) - TCLP

Analyte	Result	Qualifier	RL	MDL	Unit	D	Prepared	Analyzed	Dil Fac
Antimony	<0.0060		0.0060	0.0060	mg/L		02/22/16 09:43	02/23/16 13:37	1
Thallium	<0.0020		0.0020	0.0020	mg/L		02/22/16 09:43	02/23/16 13:37	1

Method: 7470A - TCLP Mercury - TCLP

Analyte	Result	Qualifier	RL	MDL	Unit	D	Prepared	Analyzed	Dil Fac
Mercury	<0.00020		0.00020	0.00020	mg/L		02/22/16 15:15	02/23/16 12:14	1

Method: 7471B - Mercury (CVAA)

Analyte	Result	Qualifier	RL	MDL	Unit	D	Prepared	Analyzed	Dil Fac
Mercury	<0.017		0.017	0.0087	mg/Kg	☼	02/19/16 16:00	02/22/16 13:20	1

General Chemistry

Analyte	Result	Qualifier	RL	MDL	Unit	D	Prepared	Analyzed	Dil Fac
pH	8.46		0.200	0.200	SU			02/18/16 19:32	1

Definitions/Glossary

Client: Ecology and Environment, Inc.
Project/Site: IDOT - IL 38 - WO 008

TestAmerica Job ID: 500-107595-1

Qualifiers

GC/MS VOA

Qualifier	Qualifier Description
*	LCS or LCSD is outside acceptance limits.

GC/MS Semi VOA

Qualifier	Qualifier Description
F1	MS and/or MSD Recovery is outside acceptance limits.
F2	MS/MSD RPD exceeds control limits
J	Result is less than the RL but greater than or equal to the MDL and the concentration is an approximate value.
X	Surrogate is outside control limits
E	Result exceeded calibration range.

Metals

Qualifier	Qualifier Description
J	Result is less than the RL but greater than or equal to the MDL and the concentration is an approximate value.
F1	MS and/or MSD Recovery is outside acceptance limits.
B	Compound was found in the blank and sample.
F2	MS/MSD RPD exceeds control limits
F3	Duplicate RPD exceeds the control limit
F5	Duplicate RPD exceeds limit, and one or both sample results are less than 5 times RL. The data are considered valid because the absolute difference is less than the RL.
4	MS, MSD: The analyte present in the original sample is greater than 4 times the matrix spike concentration; therefore, control limits are not applicable.

Glossary

Abbreviation	These commonly used abbreviations may or may not be present in this report.
α	Listed under the "D" column to designate that the result is reported on a dry weight basis
%R	Percent Recovery
CFL	Contains Free Liquid
CNF	Contains no Free Liquid
DER	Duplicate error ratio (normalized absolute difference)
Dil Fac	Dilution Factor
DL, RA, RE, IN	Indicates a Dilution, Re-analysis, Re-extraction, or additional Initial metals/anion analysis of the sample
DLC	Decision level concentration
MDA	Minimum detectable activity
EDL	Estimated Detection Limit
MDC	Minimum detectable concentration
MDL	Method Detection Limit
ML	Minimum Level (Dioxin)
NC	Not Calculated
ND	Not detected at the reporting limit (or MDL or EDL if shown)
PQL	Practical Quantitation Limit
QC	Quality Control
RER	Relative error ratio
RL	Reporting Limit or Requested Limit (Radiochemistry)
RPD	Relative Percent Difference, a measure of the relative difference between two points
TEF	Toxicity Equivalent Factor (Dioxin)
TEQ	Toxicity Equivalent Quotient (Dioxin)

Certification Summary

Client: Ecology and Environment, Inc.
Project/Site: IDOT - IL 38 - WO 008

TestAmerica Job ID: 500-107595-1


Laboratory: TestAmerica Chicago

Unless otherwise noted, all analytes for this laboratory were covered under each certification below.

Authority	Program	EPA Region	Certification ID	Expiration Date
Illinois	NELAP	5	100201	04-30-16

The following analytes are included in this report, but certification is not offered by the governing authority:

Analysis Method	Prep Method	Matrix	Analyte
6020A	3010A	Solid	Antimony
6020A	3010A	Solid	Thallium
8260B	5035	Solid	1,3-Dichloropropene, Total
Moisture		Solid	Percent Moisture
Moisture		Solid	Percent Solids



TestAmerica

THE LEADER IN ENVIRONMENTAL

2417 Bond Street, University Park, IL 604
Phone: 708.534.5200 Fax: 708.534.1



500-107595 COC

Report To (optional)
Contact: _____
Company: _____
Address: _____
Address: _____
Phone: _____
Fax: _____
E-Mail: _____

Bill To (optional)
Contact: _____
Company: _____
Address: _____
Address: _____
Phone: _____
Fax: _____
PO#/Reference# _____

Chain of Custody Record

Lab Job #: 500-107595

Chain of Custody Number: _____

Page _____ of _____

Temperature 29 27 30 24 32

Client		Client Project #		Preservative		Parameter		Matrix		Comments		
EE		1009391-0008-01								Preservative Key 1. HCL, Cool to 4° 2. H2SO4, Cool to 4° 3. HNO3, Cool to 4° 4. NaOH, Cool to 4° 5. NaOH/Zn, Cool to 4° 6. NaHSO4 7. Cool to 4° 8. None 9. Other		
Project Name		Lab Project #										
FC 38		#0011864										
Project Location/State		Lab PM										
Kane County, IL		D. Wright										
Sampler												
S. Cooper												
Lab ID	MS/MSD	Sample ID	Sampling		# of Containers	Matrix	VOC	SVOC	Total TAC Metals	Total Spill TAC Metals	PM/Geo Solids	Comments
			Date	Time								
1		3011-38-B06 (01)	2/15/16	1140	2	S	X	X	X	X	X	
2		3011-38-B05 (01)	2/15/16	1145	2	S	X	X	X	X	X	
3		3011-38-B04 (01)	2/15/16	1155	2	S	X	X	X	X	X	
4		3011-38-B03 (01)	2/15/16	1200	2	S	X	X	X	X	X	
5		3011-38-B02 (01)	2/15/16	1205	2	S	X	X	X	X	X	
6		3011-38-B01 (01)	2/15/16	1210	2	S	X	X	X	X	X	

Turnaround Time Required (Business Days)

___ 1 Day ___ 2 Days ___ 5 Days ___ 7 Days 10 Days ___ 15 Days ___ Other

Sample Disposal

Return to Client Disposal by Lab Archive for ___ Months (A fee may be assessed if samples are retained longer than 1 month)

Relinquished By <u>[Signature]</u> Company <u>EE</u> Date <u>2/15/16</u> Time <u>1540</u>	Received By <u>[Signature]</u> Company <u>TA</u> Date <u>2/15/16</u> Time <u>1540</u>
Relinquished By <u>[Signature]</u> Company <u>TA</u> Date <u>2/15/16</u> Time <u>1710</u>	Received By <u>[Signature]</u> Company <u>TA-CHE</u> Date <u>2/16/16</u> Time <u>0800</u>
Relinquished By _____ Company _____ Date _____ Time _____	Received By _____ Company _____ Date _____ Time _____

Lab Courier TA
Shipped _____
Hand Delivered _____

Matrix Key

WW - Wastewater SE - Sediment
W - Water SO - Soil
S - Soil L - Leachate
SL - Sludge WI - Wipe
MS - Miscellaneous DW - Drinking Water
OL - Oil O - Other
A - Air

Client Comments

Lab Comments:

Login Sample Receipt Checklist

Client: Ecology and Environment, Inc.

Job Number: 500-107595-1

Login Number: 107595

List Source: TestAmerica Chicago

List Number: 1

Creator: Scott, Sherri L

Question	Answer	Comment
Radioactivity wasn't checked or is </= background as measured by a survey meter.	True	
The cooler's custody seal, if present, is intact.	True	
Sample custody seals, if present, are intact.	True	
The cooler or samples do not appear to have been compromised or tampered with.	True	
Samples were received on ice.	True	
Cooler Temperature is acceptable.	True	
Cooler Temperature is recorded.	True	2.9,2.7,3.0,2.4,3.2
COC is present.	True	
COC is filled out in ink and legible.	True	
COC is filled out with all pertinent information.	True	
Is the Field Sampler's name present on COC?	True	
There are no discrepancies between the containers received and the COC.	True	
Samples are received within Holding Time (excluding tests with immediate HTs)	True	
Sample containers have legible labels.	True	
Containers are not broken or leaking.	True	
Sample collection date/times are provided.	True	
Appropriate sample containers are used.	True	
Sample bottles are completely filled.	True	
Sample Preservation Verified.	True	
There is sufficient vol. for all requested analyses, incl. any requested MS/MSDs	True	
Containers requiring zero headspace have no headspace or bubble is <6mm (1/4").	N/A	
Multiphasic samples are not present.	True	
Samples do not require splitting or compositing.	True	
Residual Chlorine Checked.	N/A	





Bureau of Land • 1021 North Grand Avenue East • P.O. Box 19276 • Springfield • Illinois • 62794-9276

Uncontaminated Soil Certification by Licensed Professional Engineer or Licensed Professional Geologist for Use of Uncontaminated Soil as Fill in a CCDD or Uncontaminated Soil Fill Operation LPC-663

Revised in accordance with 35 Ill. Adm. Code 1100, as amended by PCB R2012-009 (eff. Aug. 27, 2012)

This certification form is to be used by professional engineers and professional geologists to certify, pursuant to 35 Ill. Adm. Code 1100.205(a)(1)(B), that soil (i) is uncontaminated soil and (ii) is within a pH range of 6.26 to 9.0. If you have questions about this form, please telephone the Bureau of Land Permit Section at 217/524-3300.

This form may be completed online, saved locally, printed and signed, and submitted to prospective clean construction or demolition debris (CCDD) fill operations or uncontaminated soil fill operations.

I. Source Location Information

(Describe the location of the source of the uncontaminated soil)

Project Name: FAP 347 (IL Route 38) Office Phone Number, if available: _____

Physical Site Location (address, including number and street):
45W 800 to 46W 200 blocks of IL 38 ISGS #3011-39 (Agricultural Land)

City: Maple Park State: IL Zip Code: 60151

County: Kane Township: Campton

Lat/Long of approximate center of site in decimal degrees (DD.ddddd) to five decimal places (e.g., 40.67890, -90.12345):

Latitude: 41.899526 Longitude: -88.506324
(Decimal Degrees) (-Decimal Degrees)

Identify how the lat/long data were determined:

- GPS Map Interpolation Photo Interpolation Survey Other

IEPA Site Number(s), if assigned: BOL: _____ BOW: _____ BOA: _____

II. Owner/Operator Information for Source Site

Site Owner

Site Operator

Name: Illinois Department of Transportation

Name: Illinois Department of Transportation

Street Address: 201 West Center Court

Street Address: 201 West Center Court

PO Box: _____

PO Box: _____

City: Schaumburg State: IL

City: Schaumburg State: IL

Zip Code: 60196-1096 Phone: 847-705-4159

Zip Code: 60196-1096 Phone: 847-705-4159

Contact: Sam Mead

Contact: Sam Mead

Email, if available: Sam.Mead@illinois.gov

Email, if available: Sam.Mead@illinois.gov

This Agency is authorized to require this information under Section 4 and Title X of the Environmental Protection Act (415 ILCS 5/4, 5/39). Failure to disclose this information may result in: a civil penalty of not to exceed \$50,000 for the violation and an additional civil penalty of not to exceed \$10,000 for each day during which the violation continues (415 ILCS 5/42). This form has been approved by the Forms Management Center.

Project Name: FAP 347 (IL Route 38)

Latitude: 41.899526 Longitude: -88.506324

Uncontaminated Site Certification

III. Basis for Certification and Attachments

For each item listed below, reference the attachments to this form that provide the required information.

- a. A Description of the soil sample points and how they were determined to be sufficient in number and appropriately located 35 Ill. Adm. Code 1100.610(a):

Locations (See Attachment A) were sampled within the construction zone adjacent to ISGS #3011-39 (Agricultural Land). Refer to PSI Report for ISGS #3011-39 (Agricultural Land) including Table 4-4, and Figures 4-6A&B.

- b. Analytical soil testing results to show that soil chemical constituents comply with the maximum allowable concentrations established pursuant to 35 Ill. Adm. Code Part 1100, Subpart F and that the soil pH is within the range of 6.25 to 9.0, including the documentation of chain of custody control, a copy of the lab analysis; the accreditation status of the laboratory performing the analysis; and certification by an authorized agent of the laboratory that the analysis has been performed in accordance with the Agency's rules for the accreditation of environmental and the scope of the accreditation [35 Ill. Adm. Code 1100.201(g), 1100.205(a), 1100.610]:

See attached data summary table and associated laboratory data package J107595-2, J107595-3, and J107595-6.

IV. Certification Statement, Signature and Seal of Licensed Professional Engineer or Licensed Professional Geologist

I, Neil J. Brown (name of licensed professional engineer or geologist) certify under penalty of law that the information submitted, including but not limited to, all attachments and other information, is to the best of my knowledge and belief, true, accurate and complete. In accordance with the Environmental Protection Act [415 ILCS 5/22.51 or 22.51a] and 35 Ill. Adm. Code 1100.205(a), I certify that the soil from this site is uncontaminated soil. I also certify that the soil pH is within the range of 6.25 to 9.0. In addition, I certify that the soil has not been removed from the site as part of a cleanup or removal of contaminants. All necessary documentation is attached.

Any person who knowingly makes a false, fictitious, or fraudulent material statement, orally or in writing, to the Illinois EPA commits a Class 4 felony. A second or subsequent offense after conviction is a Class 3 felony. (415 ILCS 5/44(h))

Company Name: Ecology and Environment, Inc.

Street Address: 33 West Monroe Street

City: Chicago State: IL Zip Code: 60603

Phone: 312-578-9243

Neil J. Brown

Printed Name:



3/17/16

Licensed Professional Engineer or
Licensed Professional Geologist Signature:

Date:



P.E. or L.P.G. Seal:

Attachment A

ISGS# 3011-39 (Agricultural Land)

Analytical results from sample points collected at adjacent properties ISGS# 3011-40 and ISGS# 3011-44 were used to delineate areas of impact.

III (a)

Soil sample points:

- 3011-39-B01
- 3011-39-B02
- 3011-39-B03
- 3011-39-B04
- 3011-39-B05
- 3011-39-B06
- 3011-40-B02
- 3011-44-B01

III (b)

Lab packages with associated sample locations

- J107595-2**
- 3011-39-B01
- 3011-39-B02
- 3011-39-B03
- 3011-39-B04
- 3011-39-B05
- 3011-39-B06

- J107595-3**
- 3011-40-B02

- J107595-6**
- 3011-44-B01




Analytical Data Summary

PTB #176-001; IDOT Job #D-91-339-15; Project #P-91-141-15; WorkOrder #08A

Key to Data Tables

- MAC = Maximum Allowable Concentration of Chemical Constituent in
Uncontaminated Soil Used as Fill Material At Regulated Fill Operations
- mg/kg = Milligrams per kilogram.
- mg/L = Milligrams per liter.
- MSA = Metropolitan Statistical Area
- TACO = Tiered Approach to Corrective Action Objectives
- TCLP = Toxicity Characteristic Leaching Procedure.
- SCGIER = Soil Component of the Groundwater Ingestion Exposure Route
- SPLP = Synthetic Precipitation Leaching Procedure.
- ND = Not detected.
- NA = Not analyzed.
- J = Estimated value.
- U = Analyte was analyzed for but not detected.

Criteria Qualifiers and Shading

- † = Concentration exceeds the most stringent MAC.
- m = Concentration exceeds the MAC for an MSA.
- * = Concentration exceeds the MAC for Chicago corporate limits.
- L = The detected TCLP/SPLP concentration exceeds the TACO Tier 1 RO for the SCGIER.
-  = Concentration exceeds the most stringent MAC, but is below the MAC for an MSA.
-  = Concentration exceeds the most stringent MAC and the MAC for Chicago corporate limits.
-  = Concentration exceeds applicable comparison criteria.

PTB #176-001; IDOT Job #D-91-339-15; Project #P-91-141-15; WorkOrder #08A
CONTAMINANTS OF CONCERN

SITE	ISGS #3011-39 (Agricultural Land)				Comparison Criteria			
	3011-39-B01		3011-39-B02	3011-39-B03	MACs			TACO
BORING	3011-39-B01 (0-1)		3011-39-B02 (0-1)	3011-39-B03 (0-1)	Most Stringent	Within an MSA	Within Chicago	SCGIER
SAMPLE	3011-39-B01 (0-1)	3011-39-B01 (0-1)D	3011-39-B02 (0-1)	3011-39-B03 (0-1)				
MATRIX	Soil	Soil	Soil	Soil				
DEPTH (feet)	0-1	0-1	0-1	0-1				
pH	8.37	8.36	8.77	8.58				
VOCs (mg/kg)								
Acetone	ND U	ND U	ND U	ND U	25	--	--	--
SVOCs (mg/kg)								
Anthracene	0.011 J	0.0093 J	0.012 J	0.024 J	12,000	--	--	--
Benzo[a]anthracene	0.058	0.057	0.083	0.19	0.9	1.8	1.1	--
Benzo[a]pyrene	0.089	0.074	0.11 †	0.25 †	0.09	2.1	1.3	--
Benzo[b]fluoranthene	0.16	0.12	0.2	0.42	0.9	2.1	1.5	--
Benzo[g,h,i]perylene	0.095	0.087	0.14	0.19	--	--	--	--
Benzo[k]fluoranthene	0.063	0.05	0.094	0.19	9	--	--	--
Butyl benzyl phthalate	ND U	ND U	ND U	0.081 J	930	--	--	--
Chrysene	0.074	0.078	0.13	0.25	88	--	--	--
Dibenzo(a,h)anthracene	ND U	ND U	ND U	ND U	0.09	0.42	0.2	--
Fluoranthene	0.079	0.069	0.12	0.27	3,100	--	--	--
Fluorene	ND U	ND U	ND U	0.0057 J	560	--	--	--
Indeno[1,2,3-cd]pyrene	0.083	0.059	0.12	0.18	0.9	1.6	0.9	--
Phenanthrene	0.047	0.044	0.059	0.13	--	--	--	--
Pyrene	0.18	0.17	0.29	0.61	2,300	--	--	--
Inorganics (mg/kg)								
Antimony	0.34 J	0.53 J	0.43 J	0.43 J	5	--	--	--
Arsenic	3.5	3.4	6.4	2.5	11.3	13	--	--
Barium	54	56	66	22	1,500	--	--	--
Beryllium	0.22	0.24	0.46	0.16 J	22	--	--	--
Boron	8	7.3	3.3	9.6	40	--	--	--
Cadmium	0.18	0.17	ND U	0.16	5.2	--	--	--
Calcium	130,000	130,000	30,000	150,000	--	--	--	--
Chromium	13	11	11	8.7	21	--	--	--
Cobalt	4.4	4.5	11	3.2	20	--	--	--
Copper	13	11	13	9.7	2,900	--	--	--
Iron	8,500	7,700	13,000	7,400	15,000	15,900	--	--
Lead	70	69	18	57	107	--	--	--
Magnesium	72,000	70,000	20,000	93,000	325,000	--	--	--
Manganese	400	420	370	330	630	636	--	--
Mercury	0.016 J	0.017	0.013 J	0.014 J	0.89	--	--	--
Nickel	9.8	9.8	16	7.4	100	--	--	--
Potassium	550	560	700	520	--	--	--	--
Selenium	ND U	0.61	0.37 J	ND U	1.3	--	--	--
Silver	ND U	ND U	ND U	ND U	4.4	--	--	--
Sodium	1,900	2,100	2,400	1,300	--	--	--	--
Vanadium	14	13	20	9.2	550	--	--	--
Zinc	49	54	49	44	5,100	--	--	--
TCLP Metals (mg/L)								
Barium	0.46 J	0.56	0.52	0.27 J	--	--	--	2
Boron	0.08 J	0.073 J	0.07 J	0.063 J	--	--	--	2
Manganese	0.63 L	1 L	3.3 L	1.2 L	--	--	--	0.15
Nickel	ND U	ND U	0.013 J	ND U	--	--	--	0.1
Zinc	0.051 J	0.051 J	0.048 J	0.081 J	--	--	--	5
SPLP Metals (mg/L)								
Manganese	1.1 L	1.4 L	1.2 L	0.67 L	--	--	--	0.15

CONTAMINANTS OF CONCERN

SITE	ISGS #3011-39 (Agricultural Land)			Comparison Criteria			
	3011-39-B04	3011-39-B05	3011-39-B06	MACs			TACO
SAMPLE	3011-39-B04 (0-1)	3011-39-B05 (0-1)	3011-39-B06 (0-1)	Most Stringent	Within an MSA	Within Chicago	SCGIER
MATRIX	Soil	Soil	Soil				
DEPTH (feet)	0-1	0-1	0-1				
pH	8.43	8.28	8.39				
VOCs (mg/kg)							
Acetone	ND U	0.045	ND U	25	--	--	--
SVOCs (mg/kg)							
Anthracene	0.017 J	0.0094 J	0.0065 J	12,000	--	--	--
Benzo[a]anthracene	0.092	0.054	0.047	0.9	1.8	1.1	--
Benzo[a]pyrene	0.13 †	0.072	0.052	0.09	2.1	1.3	--
Benzo[b]fluoranthene	0.23	0.11	0.1	0.9	2.1	1.5	--
Benzo[g,h,i]perylene	0.072	0.077	0.041	--	--	--	--
Benzo[k]fluoranthene	0.099	0.052	0.051	9	--	--	--
Butyl benzyl phthalate	ND U	ND U	ND U	930	--	--	--
Chrysene	0.13	0.073	0.068	88	--	--	--
Dibenzo(a,h)anthracene	0.018 J	ND U	ND U	0.09	0.42	0.2	--
Fluoranthene	0.21	0.077	0.067	3,100	--	--	--
Fluorene	ND U	ND U	ND U	560	--	--	--
Indeno[1,2,3-cd]pyrene	0.067	0.061	0.053	0.9	1.6	0.9	--
Phenanthrene	0.089	0.052	0.042	--	--	--	--
Pyrene	0.26	0.19	0.15	2,300	--	--	--
Inorganics (mg/kg)							
Antimony	0.48 J	0.54 J	0.61 J	5	--	--	--
Arsenic	2.7	5.5	3.1	11.3	13	--	--
Barium	54	56	73	1,500	--	--	--
Beryllium	0.21 J	0.38	0.3	22	--	--	--
Boron	8.3	6.5	9.1	40	--	--	--
Cadmium	0.2	0.18	0.19	5.2	--	--	--
Calcium	140,000	100,000	110,000	--	--	--	--
Chromium	8.8	9.5	9	21	--	--	--
Cobalt	3.8	5.3	4.6	20	--	--	--
Copper	12	20	11	2,900	--	--	--
Iron	7,400	11,000	7,500	15,000	15,900	--	--
Lead	53	46	53	107	--	--	--
Magnesium	79,000	48,000	50,000	325,000	--	--	--
Manganese	340	380	360	630	636	--	--
Mercury	ND U	0.012 J	ND U	0.89	--	--	--
Nickel	8.9	12	9.7	100	--	--	--
Potassium	560	700	680	--	--	--	--
Selenium	0.51 J	0.59	ND U	1.3	--	--	--
Silver	0.41	ND U	ND U	4.4	--	--	--
Sodium	1,300	1,700	1,600	--	--	--	--
Vanadium	12	17	14	550	--	--	--
Zinc	45	54	50	5,100	--	--	--
TCLP Metals (mg/L)							
Barium	0.39 J	0.53	0.45 J	--	--	--	2
Boron	0.093 J	0.12 J	0.11 J	--	--	--	2
Manganese	0.79 L	4 L	1 L	--	--	--	0.15
Nickel	ND U	0.015 J	ND U	--	--	--	0.1
Zinc	0.041 J	0.075 J	0.078 J	--	--	--	5
SPLP Metals (mg/L)							
Manganese	0.13	0.39 L	0.15	--	--	--	0.15

CONTAMINANTS OF CONCERN

SITE	ISGS #3011-40 (4 Residences)	Comparison Criteria			
BORING	3011-40-B02	MACs			TACO
SAMPLE	3011-40-B02 (0-1)	Most Stringent	Within an MSA	Within Chicago	SCGIER
MATRIX	Soil				
DEPTH (feet)	0-1				
pH	8.65				
VOCs (mg/kg)					
Acetone	0.038	25	--	--	--
SVOCs (mg/kg)					
2-Methylnaphthalene	0.0074 J	--	--	--	--
Acenaphthene	0.015 J	570	--	--	--
Anthracene	0.061	12,000	--	--	--
Benzo[a]anthracene	0.15	0.9	1.8	1.1	--
Benzo[a]pyrene	0.16 †	0.09	2.1	1.3	--
Benzo[b]fluoranthene	0.23	0.9	2.1	1.5	--
Benzo[g,h,i]perylene	0.12	--	--	--	--
Benzo[k]fluoranthene	0.099	9	--	--	--
Butyl benzyl phthalate	0.12 J	930	--	--	--
Chrysene	0.17	88	--	--	--
Fluoranthene	0.21	3,100	--	--	--
Fluorene	0.022 J	560	--	--	--
Indeno[1,2,3-cd]pyrene	0.11	0.9	1.6	0.9	--
Naphthalene	0.015 J	1.8	--	--	--
Phenanthrene	0.24	--	--	--	--
Pyrene	0.48	2,300	--	--	--
Inorganics (mg/kg)					
Antimony	ND U	5	--	--	--
Arsenic	3.8	11.3	13	--	--
Barium	60	1,500	--	--	--
Beryllium	0.39 J	22	--	--	--
Boron	8.8	40	--	--	--
Cadmium	0.33 J	5.2	--	--	--
Calcium	130,000	--	--	--	--
Chromium	9.4	21	--	--	--
Cobalt	4	20	--	--	--
Copper	13	2,900	--	--	--
Iron	8,500	15,000	15,900	--	--
Lead	47	107	--	--	--
Magnesium	74,000	325,000	--	--	--
Manganese	540	630	636	--	--
Mercury	0.016 J	0.89	--	--	--
Nickel	7.8	100	--	--	--
Potassium	900	--	--	--	--
Sodium	1,500	--	--	--	--
Vanadium	11	550	--	--	--
Zinc	43	5,100	--	--	--
TCLP Metals (mg/L)					
Barium	0.51	--	--	--	2
Boron	0.067 J	--	--	--	2
Cobalt	0.02 J	--	--	--	1
Manganese	5.1 L	--	--	--	0.15
Nickel	0.015 J	--	--	--	0.1
Zinc	0.082 J	--	--	--	5
SPLP Metals (mg/L)					
Manganese	0.22 L	--	--	--	0.15

CONTAMINANTS OF CONCERN

SITE	ISGS #3011-44 (Residence)	Comparison Criteria			
BORING	3011-44-B01	MACs			TACO
SAMPLE	3011-44-B01 (0-1)	Most Stringent	Within an MSA	Within Chicago	SCGIER
MATRIX	Soil				
DEPTH (feet)	0-1				
pH	8.42				
VOCs (None Detected)					
SVOCs (mg/kg)					
2-Methylnaphthalene	0.016 J	--	--	--	--
Acenaphthene	0.018 J	570	--	--	--
Anthracene	0.06	12,000	--	--	--
Benzo[a]anthracene	0.2	0.9	1.8	1.1	--
Benzo[a]pyrene	0.21 †	0.09	2.1	1.3	--
Benzo[b]fluoranthene	0.31	0.9	2.1	1.5	--
Benzo[g,h,i]perylene	0.1	--	--	--	--
Benzo[k]fluoranthene	0.14	9	--	--	--
Chrysene	0.25	88	--	--	--
Dibenzo(a,h)anthracene	0.028 J	0.09	0.42	0.2	--
Fluoranthene	0.54	3,100	--	--	--
Fluorene	0.026 J	560	--	--	--
Indeno[1,2,3-cd]pyrene	0.098	0.9	1.6	0.9	--
Naphthalene	0.019 J	1.8	--	--	--
Phenanthrene	0.31	--	--	--	--
Pyrene	0.42	2,300	--	--	--
Inorganics (mg/kg)					
Antimony	0.48 J	5	--	--	--
Arsenic	6.6	11.3	13	--	--
Barium	67	1,500	--	--	--
Beryllium	0.39	22	--	--	--
Boron	4.9	40	--	--	--
Cadmium	0.45	5.2	--	--	--
Calcium	71,000	--	--	--	--
Chromium	11	21	--	--	--
Cobalt	7	20	--	--	--
Copper	14	2,900	--	--	--
Iron	12,000	15,000	15,900	--	--
Lead	56	107	--	--	--
Magnesium	39,000	325,000	--	--	--
Manganese	420	630	636	--	--
Mercury	0.021	0.89	--	--	--
Nickel	16	100	--	--	--
Potassium	740	--	--	--	--
Selenium	0.45 J	1.3	--	--	--
Sodium	2,300	--	--	--	--
Vanadium	18	550	--	--	--
Zinc	160	5,100	--	--	--
TCLP Metals (mg/L)					
Barium	0.57	--	--	--	2
Boron	0.079 J	--	--	--	2
Manganese	0.68 L	--	--	--	0.15
Zinc	0.029 J	--	--	--	5
SPLP Metals (mg/L)					
Manganese	2.8 L	--	--	--	0.15

TestAmerica

THE LEADER IN ENVIRONMENTAL TESTING

ANALYTICAL REPORT

TestAmerica Laboratories, Inc.
TestAmerica Chicago
2417 Bond Street
University Park, IL 60484
Tel: (708)534-5200

TestAmerica Job ID: 500-107595-2
Client Project/Site: IDOT - IL 38 - WO 008

For:
Ecology and Environment, Inc.
33 West Monroe St.
Suite 1410
Chicago, Illinois 60603

Attn: Mr. Dean Tiebout

Jodie Bracken

Authorized for release by:
2/29/2016 4:26:38 PM
Jodie Bracken, Project Management Assistant II
jodie.bracken@testamericainc.com

Designee for
Richard Wright, Senior Project Manager
(708)534-5200
richard.wright@testamericainc.com

LINKS

Review your project
results through
TotalAccess

Have a Question?



Visit us at:
www.testamericainc.com

The test results in this report meet all 2003 NELAC and 2009 TNI requirements for accredited parameters, exceptions are noted in this report. This report may not be reproduced except in full, and with written approval from the laboratory. For questions please contact the Project Manager at the e-mail address or telephone number listed on this page.

This report has been electronically signed and authorized by the signatory. Electronic signature is intended to be the legally binding equivalent of a traditionally handwritten signature.

Results relate only to the items tested and the sample(s) as received by the laboratory.

1

2

3

4

5

6

7

8

9

10



Table of Contents

Cover Page	1
Table of Contents	2
Case Narrative	3
Detection Summary	4
Sample Summary	10
Client Sample Results	11
Definitions	39
Certification Summary	40
Chain of Custody	41
Receipt Checklists	42

Case Narrative

Client: Ecology and Environment, Inc.
Project/Site: IDOT - IL 38 - WO 008

TestAmerica Job ID: 500-107595-2

Job ID: 500-107595-2

Laboratory: TestAmerica Chicago

Narrative

Job Narrative 500-107595-2

Comments

No additional comments.

Receipt

The samples were received on 2/16/2016 8:00 AM; the samples arrived in good condition, properly preserved and, where required, on ice. The temperatures of the 5 coolers at receipt time were 2.4° C, 2.7° C, 2.9° C, 3.0° C and 3.2° C.

GC/MS VOA

Method(s) 8260B: The continuing calibration verification (CCV) associated with batch 500-323718 recovered above the upper control limit for Chloromethane. The samples associated with this CCV were non-detects for the affected analyte; therefore, the data have been reported.

Method(s) 8260B: The laboratory control sample (LCS) for batch 500-323718 recovered outside control limits for the following analyte: Chloromethane. This analyte was biased high in the LCS and was not detected in the associated samples; therefore, the data have been reported.

No additional analytical or quality issues were noted, other than those described above or in the Definitions/Glossary page.

GC/MS Semi VOA

Method(s) 8270D: The following samples contained one acid surrogate and/or one base/neutral surrogate outside acceptance limits: 3011-39-B06 (0-1) (500-107595-7), 3011-39-B04 (0-1) (500-107595-8), 3011-39-B01 (0-1) (500-107595-9), 3011-39-B01 (0-1)D (500-107595-10), 3011-39-B02 (0-1) (500-107595-11), 3011-39-B03 (0-1) (500-107595-12), 3011-39-B05 (0-1) (500-107595-13), (500-107595-E-1-A), (500-107595-E-1-B MS) and (500-107595-E-1-C MSD). The laboratory's SOP allows one acid and one base/neutral surrogate to be outside acceptance limits; therefore, re-extraction was not performed. These results have been reported and qualified.

No additional analytical or quality issues were noted, other than those described above or in the Definitions/Glossary page.

Metals

Method(s) 6010B: The method blank for preparation batch 500-323833 and analytical batch 500-324356 contained Chromium above the reporting limit (RL). Associated samples 3011-39-B06 (0-1) (500-107595-7), 3011-39-B04 (0-1) (500-107595-8), 3011-39-B01 (0-1) (500-107595-9), 3011-39-B01 (0-1)D (500-107595-10), 3011-39-B02 (0-1) (500-107595-11), 3011-39-B03 (0-1) (500-107595-12), 3011-39-B05 (0-1) (500-107595-13) and (500-107595-E-1-J) were not re-extracted and/or re-analyzed because results were greater than 10X the value found in the method blank.

No additional analytical or quality issues were noted, other than those described above or in the Definitions/Glossary page.

General Chemistry

No analytical or quality issues were noted, other than those described in the Definitions/Glossary page.

Organic Prep

No analytical or quality issues were noted, other than those described in the Definitions/Glossary page.

Detection Summary

Client: Ecology and Environment, Inc.
Project/Site: IDOT - IL 38 - WO 008

TestAmerica Job ID: 500-107595-2

Client Sample ID: 3011-39-B06 (0-1)

Lab Sample ID: 500-107595-7

Analyte	Result	Qualifier	RL	MDL	Unit	Dil Fac	D	Method	Prep Type
Phenanthrene	0.042		0.035	0.0049	mg/Kg	1	☼	8270D	Total/NA
Anthracene	0.0065	J	0.035	0.0059	mg/Kg	1	☼	8270D	Total/NA
Fluoranthene	0.067		0.035	0.0066	mg/Kg	1	☼	8270D	Total/NA
Pyrene	0.15		0.035	0.0070	mg/Kg	1	☼	8270D	Total/NA
Benzo[a]anthracene	0.047		0.035	0.0048	mg/Kg	1	☼	8270D	Total/NA
Chrysene	0.068		0.035	0.0097	mg/Kg	1	☼	8270D	Total/NA
Benzo[b]fluoranthene	0.10		0.035	0.0077	mg/Kg	1	☼	8270D	Total/NA
Benzo[k]fluoranthene	0.051		0.035	0.010	mg/Kg	1	☼	8270D	Total/NA
Benzo[a]pyrene	0.052		0.035	0.0069	mg/Kg	1	☼	8270D	Total/NA
Indeno[1,2,3-cd]pyrene	0.053		0.035	0.0092	mg/Kg	1	☼	8270D	Total/NA
Benzo[g,h,i]perylene	0.041		0.035	0.011	mg/Kg	1	☼	8270D	Total/NA
Antimony	0.61	J	1.1	0.23	mg/Kg	1	☼	6010B	Total/NA
Arsenic	3.1		0.56	0.26	mg/Kg	1	☼	6010B	Total/NA
Barium	73		0.56	0.10	mg/Kg	1	☼	6010B	Total/NA
Beryllium	0.30		0.22	0.049	mg/Kg	1	☼	6010B	Total/NA
Boron	9.1		2.8	0.39	mg/Kg	1	☼	6010B	Total/NA
Cadmium	0.19		0.11	0.032	mg/Kg	1	☼	6010B	Total/NA
Calcium	110000		110	36	mg/Kg	10	☼	6010B	Total/NA
Chromium	9.0	B	0.56	0.096	mg/Kg	1	☼	6010B	Total/NA
Cobalt	4.6		0.28	0.063	mg/Kg	1	☼	6010B	Total/NA
Copper	11		0.56	0.12	mg/Kg	1	☼	6010B	Total/NA
Iron	7500		11	4.3	mg/Kg	1	☼	6010B	Total/NA
Lead	53		0.28	0.14	mg/Kg	1	☼	6010B	Total/NA
Magnesium	50000		5.6	2.3	mg/Kg	1	☼	6010B	Total/NA
Manganese	360		0.56	0.11	mg/Kg	1	☼	6010B	Total/NA
Nickel	9.7		0.56	0.15	mg/Kg	1	☼	6010B	Total/NA
Potassium	680		28	4.6	mg/Kg	1	☼	6010B	Total/NA
Sodium	1600		56	7.4	mg/Kg	1	☼	6010B	Total/NA
Vanadium	14		0.28	0.082	mg/Kg	1	☼	6010B	Total/NA
Zinc	50		1.1	0.35	mg/Kg	1	☼	6010B	Total/NA
Barium	0.45	J	0.50	0.050	mg/L	1		6010B	TCLP
Boron	0.11	J	0.50	0.050	mg/L	1		6010B	TCLP
Manganese	1.0		0.025	0.010	mg/L	1		6010B	TCLP
Zinc	0.078	J	0.50	0.020	mg/L	1		6010B	TCLP
Manganese	0.15		0.025	0.010	mg/L	1		6010B	SPLP East
pH	8.39		0.200	0.200	SU	1		9045D	Total/NA

Client Sample ID: 3011-39-B04 (0-1)

Lab Sample ID: 500-107595-8

Analyte	Result	Qualifier	RL	MDL	Unit	Dil Fac	D	Method	Prep Type
Phenanthrene	0.089		0.037	0.0052	mg/Kg	1	☼	8270D	Total/NA
Anthracene	0.017	J	0.037	0.0062	mg/Kg	1	☼	8270D	Total/NA
Fluoranthene	0.21		0.037	0.0069	mg/Kg	1	☼	8270D	Total/NA
Pyrene	0.26		0.037	0.0074	mg/Kg	1	☼	8270D	Total/NA
Benzo[a]anthracene	0.092		0.037	0.0050	mg/Kg	1	☼	8270D	Total/NA
Chrysene	0.13		0.037	0.010	mg/Kg	1	☼	8270D	Total/NA
Benzo[b]fluoranthene	0.23		0.037	0.0080	mg/Kg	1	☼	8270D	Total/NA
Benzo[k]fluoranthene	0.099		0.037	0.011	mg/Kg	1	☼	8270D	Total/NA
Benzo[a]pyrene	0.13		0.037	0.0072	mg/Kg	1	☼	8270D	Total/NA
Indeno[1,2,3-cd]pyrene	0.067		0.037	0.0096	mg/Kg	1	☼	8270D	Total/NA

This Detection Summary does not include radiochemical test results.

TestAmerica Chicago

Detection Summary

Client: Ecology and Environment, Inc.
Project/Site: IDOT - IL 38 - WO 008

TestAmerica Job ID: 500-107595-2

Client Sample ID: 3011-39-B04 (0-1) (Continued)

Lab Sample ID: 500-107595-8

Analyte	Result	Qualifier	RL	MDL	Unit	Dil Fac	D	Method	Prep Type
Dibenz(a,h)anthracene	0.018	J	0.037	0.0072	mg/Kg	1	☼	8270D	Total/NA
Benzo[g,h,i]perylene	0.072		0.037	0.012	mg/Kg	1	☼	8270D	Total/NA
Antimony	0.48	J	1.1	0.24	mg/Kg	1	☼	6010B	Total/NA
Arsenic	2.7		0.57	0.26	mg/Kg	1	☼	6010B	Total/NA
Barium	54		0.57	0.10	mg/Kg	1	☼	6010B	Total/NA
Beryllium	0.21	J	0.23	0.049	mg/Kg	1	☼	6010B	Total/NA
Boron	8.3		2.8	0.40	mg/Kg	1	☼	6010B	Total/NA
Cadmium	0.20		0.11	0.033	mg/Kg	1	☼	6010B	Total/NA
Calcium	140000		110	36	mg/Kg	10	☼	6010B	Total/NA
Chromium	8.8	B	0.57	0.097	mg/Kg	1	☼	6010B	Total/NA
Cobalt	3.8		0.28	0.064	mg/Kg	1	☼	6010B	Total/NA
Copper	12		0.57	0.12	mg/Kg	1	☼	6010B	Total/NA
Iron	7400		11	4.4	mg/Kg	1	☼	6010B	Total/NA
Lead	53		0.28	0.14	mg/Kg	1	☼	6010B	Total/NA
Magnesium	79000		57	23	mg/Kg	10	☼	6010B	Total/NA
Manganese	340		0.57	0.11	mg/Kg	1	☼	6010B	Total/NA
Nickel	8.9		0.57	0.15	mg/Kg	1	☼	6010B	Total/NA
Potassium	560		28	4.6	mg/Kg	1	☼	6010B	Total/NA
Selenium	0.51	J	0.57	0.28	mg/Kg	1	☼	6010B	Total/NA
Silver	0.41		0.28	0.066	mg/Kg	1	☼	6010B	Total/NA
Sodium	1300		57	7.5	mg/Kg	1	☼	6010B	Total/NA
Vanadium	12		0.28	0.083	mg/Kg	1	☼	6010B	Total/NA
Zinc	45		1.1	0.36	mg/Kg	1	☼	6010B	Total/NA
Barium	0.39	J	0.50	0.050	mg/L	1		6010B	TCLP
Boron	0.093	J	0.50	0.050	mg/L	1		6010B	TCLP
Manganese	0.79		0.025	0.010	mg/L	1		6010B	TCLP
Zinc	0.041	J	0.50	0.020	mg/L	1		6010B	TCLP
Manganese	0.13		0.025	0.010	mg/L	1		6010B	SPLP East
pH	8.43		0.200	0.200	SU	1		9045D	Total/NA

Client Sample ID: 3011-39-B01 (0-1)

Lab Sample ID: 500-107595-9

Analyte	Result	Qualifier	RL	MDL	Unit	Dil Fac	D	Method	Prep Type
Phenanthrene	0.047		0.036	0.0051	mg/Kg	1	☼	8270D	Total/NA
Anthracene	0.011	J	0.036	0.0061	mg/Kg	1	☼	8270D	Total/NA
Fluoranthene	0.079		0.036	0.0068	mg/Kg	1	☼	8270D	Total/NA
Pyrene	0.18		0.036	0.0073	mg/Kg	1	☼	8270D	Total/NA
Benzo[a]anthracene	0.058		0.036	0.0049	mg/Kg	1	☼	8270D	Total/NA
Chrysene	0.074		0.036	0.010	mg/Kg	1	☼	8270D	Total/NA
Benzo[b]fluoranthene	0.16		0.036	0.0079	mg/Kg	1	☼	8270D	Total/NA
Benzo[k]fluoranthene	0.063		0.036	0.011	mg/Kg	1	☼	8270D	Total/NA
Benzo[a]pyrene	0.089		0.036	0.0071	mg/Kg	1	☼	8270D	Total/NA
Indeno[1,2,3-cd]pyrene	0.083		0.036	0.0095	mg/Kg	1	☼	8270D	Total/NA
Benzo[g,h,i]perylene	0.095		0.036	0.012	mg/Kg	1	☼	8270D	Total/NA
Antimony	0.34	J	1.1	0.23	mg/Kg	1	☼	6010B	Total/NA
Arsenic	3.5		0.56	0.26	mg/Kg	1	☼	6010B	Total/NA
Barium	54		0.56	0.10	mg/Kg	1	☼	6010B	Total/NA
Beryllium	0.22		0.22	0.049	mg/Kg	1	☼	6010B	Total/NA
Boron	8.0		2.8	0.39	mg/Kg	1	☼	6010B	Total/NA
Cadmium	0.18		0.11	0.032	mg/Kg	1	☼	6010B	Total/NA

This Detection Summary does not include radiochemical test results.

TestAmerica Chicago

Detection Summary

Client: Ecology and Environment, Inc.
Project/Site: IDOT - IL 38 - WO 008

TestAmerica Job ID: 500-107595-2

Client Sample ID: 3011-39-B01 (0-1) (Continued)

Lab Sample ID: 500-107595-9

Analyte	Result	Qualifier	RL	MDL	Unit	Dil Fac	D	Method	Prep Type
Calcium	130000		110	36	mg/Kg	10	☼	6010B	Total/NA
Chromium	13	B	0.56	0.096	mg/Kg	1	☼	6010B	Total/NA
Cobalt	4.4		0.28	0.063	mg/Kg	1	☼	6010B	Total/NA
Copper	13		0.56	0.12	mg/Kg	1	☼	6010B	Total/NA
Iron	8500		11	4.3	mg/Kg	1	☼	6010B	Total/NA
Lead	70		0.28	0.14	mg/Kg	1	☼	6010B	Total/NA
Magnesium	72000		56	23	mg/Kg	10	☼	6010B	Total/NA
Manganese	400		0.56	0.11	mg/Kg	1	☼	6010B	Total/NA
Nickel	9.8		0.56	0.15	mg/Kg	1	☼	6010B	Total/NA
Potassium	550		28	4.6	mg/Kg	1	☼	6010B	Total/NA
Sodium	1900		56	7.4	mg/Kg	1	☼	6010B	Total/NA
Vanadium	14		0.28	0.082	mg/Kg	1	☼	6010B	Total/NA
Zinc	49		1.1	0.36	mg/Kg	1	☼	6010B	Total/NA
Barium	0.46	J	0.50	0.050	mg/L	1		6010B	TCLP
Boron	0.080	J	0.50	0.050	mg/L	1		6010B	TCLP
Manganese	0.63		0.025	0.010	mg/L	1		6010B	TCLP
Zinc	0.051	J	0.50	0.020	mg/L	1		6010B	TCLP
Manganese	1.1		0.025	0.010	mg/L	1		6010B	SPLP East
Mercury	0.016	J	0.017	0.0087	mg/Kg	1	☼	7471B	Total/NA
pH	8.37		0.200	0.200	SU	1		9045D	Total/NA

Client Sample ID: 3011-39-B01 (0-1)D

Lab Sample ID: 500-107595-10

Analyte	Result	Qualifier	RL	MDL	Unit	Dil Fac	D	Method	Prep Type
Phenanthrene	0.044		0.037	0.0051	mg/Kg	1	☼	8270D	Total/NA
Anthracene	0.0093	J	0.037	0.0061	mg/Kg	1	☼	8270D	Total/NA
Fluoranthene	0.069		0.037	0.0068	mg/Kg	1	☼	8270D	Total/NA
Pyrene	0.17		0.037	0.0073	mg/Kg	1	☼	8270D	Total/NA
Benzo[a]anthracene	0.057		0.037	0.0050	mg/Kg	1	☼	8270D	Total/NA
Chrysene	0.078		0.037	0.010	mg/Kg	1	☼	8270D	Total/NA
Benzo[b]fluoranthene	0.12		0.037	0.0079	mg/Kg	1	☼	8270D	Total/NA
Benzo[k]fluoranthene	0.050		0.037	0.011	mg/Kg	1	☼	8270D	Total/NA
Benzo[a]pyrene	0.074		0.037	0.0071	mg/Kg	1	☼	8270D	Total/NA
Indeno[1,2,3-cd]pyrene	0.059		0.037	0.0095	mg/Kg	1	☼	8270D	Total/NA
Benzo[g,h,i]perylene	0.087		0.037	0.012	mg/Kg	1	☼	8270D	Total/NA
Antimony	0.53	J	1.1	0.23	mg/Kg	1	☼	6010B	Total/NA
Arsenic	3.4		0.55	0.25	mg/Kg	1	☼	6010B	Total/NA
Barium	56		0.55	0.10	mg/Kg	1	☼	6010B	Total/NA
Beryllium	0.24		0.22	0.048	mg/Kg	1	☼	6010B	Total/NA
Boron	7.3		2.8	0.39	mg/Kg	1	☼	6010B	Total/NA
Cadmium	0.17		0.11	0.032	mg/Kg	1	☼	6010B	Total/NA
Calcium	130000		110	36	mg/Kg	10	☼	6010B	Total/NA
Chromium	11	B	0.55	0.095	mg/Kg	1	☼	6010B	Total/NA
Cobalt	4.5		0.28	0.062	mg/Kg	1	☼	6010B	Total/NA
Copper	11		0.55	0.12	mg/Kg	1	☼	6010B	Total/NA
Iron	7700		11	4.3	mg/Kg	1	☼	6010B	Total/NA
Lead	69		0.28	0.14	mg/Kg	1	☼	6010B	Total/NA
Magnesium	70000		55	22	mg/Kg	10	☼	6010B	Total/NA
Manganese	420		0.55	0.11	mg/Kg	1	☼	6010B	Total/NA
Nickel	9.8		0.55	0.15	mg/Kg	1	☼	6010B	Total/NA

This Detection Summary does not include radiochemical test results.

TestAmerica Chicago

Detection Summary

Client: Ecology and Environment, Inc.
Project/Site: IDOT - IL 38 - WO 008

TestAmerica Job ID: 500-107595-2

Client Sample ID: 3011-39-B01 (0-1)D (Continued)

Lab Sample ID: 500-107595-10

Analyte	Result	Qualifier	RL	MDL	Unit	Dil Fac	D	Method	Prep Type
Potassium	560		28	4.5	mg/Kg	1	☼	6010B	Total/NA
Selenium	0.61		0.55	0.27	mg/Kg	1	☼	6010B	Total/NA
Sodium	2100		55	7.3	mg/Kg	1	☼	6010B	Total/NA
Vanadium	13		0.28	0.080	mg/Kg	1	☼	6010B	Total/NA
Zinc	54		1.1	0.35	mg/Kg	1	☼	6010B	Total/NA
Barium	0.56		0.50	0.050	mg/L	1		6010B	TCLP
Boron	0.073	J	0.50	0.050	mg/L	1		6010B	TCLP
Manganese	1.0		0.025	0.010	mg/L	1		6010B	TCLP
Zinc	0.051	J	0.50	0.020	mg/L	1		6010B	TCLP
Manganese	1.4		0.025	0.010	mg/L	1		6010B	SPLP East
Mercury	0.017		0.017	0.0091	mg/Kg	1	☼	7471B	Total/NA
pH	8.36		0.200	0.200	SU	1		9045D	Total/NA

Client Sample ID: 3011-39-B02 (0-1)

Lab Sample ID: 500-107595-11

Analyte	Result	Qualifier	RL	MDL	Unit	Dil Fac	D	Method	Prep Type
Phenanthrene	0.059		0.037	0.0051	mg/Kg	1	☼	8270D	Total/NA
Anthracene	0.012	J	0.037	0.0062	mg/Kg	1	☼	8270D	Total/NA
Fluoranthene	0.12		0.037	0.0068	mg/Kg	1	☼	8270D	Total/NA
Pyrene	0.29		0.037	0.0073	mg/Kg	1	☼	8270D	Total/NA
Benzo[a]anthracene	0.083		0.037	0.0050	mg/Kg	1	☼	8270D	Total/NA
Chrysene	0.13		0.037	0.010	mg/Kg	1	☼	8270D	Total/NA
Benzo[b]fluoranthene	0.20		0.037	0.0080	mg/Kg	1	☼	8270D	Total/NA
Benzo[k]fluoranthene	0.094		0.037	0.011	mg/Kg	1	☼	8270D	Total/NA
Benzo[a]pyrene	0.11		0.037	0.0071	mg/Kg	1	☼	8270D	Total/NA
Indeno[1,2,3-cd]pyrene	0.12		0.037	0.0096	mg/Kg	1	☼	8270D	Total/NA
Benzo[g,h,i]perylene	0.14		0.037	0.012	mg/Kg	1	☼	8270D	Total/NA
Antimony	0.43	J	1.0	0.22	mg/Kg	1	☼	6010B	Total/NA
Arsenic	6.4		0.52	0.24	mg/Kg	1	☼	6010B	Total/NA
Barium	66		0.52	0.096	mg/Kg	1	☼	6010B	Total/NA
Beryllium	0.46		0.21	0.045	mg/Kg	1	☼	6010B	Total/NA
Boron	3.3		2.6	0.37	mg/Kg	1	☼	6010B	Total/NA
Calcium	30000		10	3.4	mg/Kg	1	☼	6010B	Total/NA
Chromium	11	B	0.52	0.090	mg/Kg	1	☼	6010B	Total/NA
Cobalt	11		0.26	0.059	mg/Kg	1	☼	6010B	Total/NA
Copper	13		0.52	0.11	mg/Kg	1	☼	6010B	Total/NA
Iron	13000		10	4.0	mg/Kg	1	☼	6010B	Total/NA
Lead	18		0.26	0.13	mg/Kg	1	☼	6010B	Total/NA
Magnesium	20000		5.2	2.1	mg/Kg	1	☼	6010B	Total/NA
Manganese	370		0.52	0.10	mg/Kg	1	☼	6010B	Total/NA
Nickel	16		0.52	0.14	mg/Kg	1	☼	6010B	Total/NA
Potassium	700		26	4.3	mg/Kg	1	☼	6010B	Total/NA
Selenium	0.37	J	0.52	0.26	mg/Kg	1	☼	6010B	Total/NA
Sodium	2400		52	6.9	mg/Kg	1	☼	6010B	Total/NA
Vanadium	20		0.26	0.076	mg/Kg	1	☼	6010B	Total/NA
Zinc	49		1.0	0.33	mg/Kg	1	☼	6010B	Total/NA
Barium	0.52		0.50	0.050	mg/L	1		6010B	TCLP
Boron	0.070	J	0.50	0.050	mg/L	1		6010B	TCLP
Manganese	3.3		0.025	0.010	mg/L	1		6010B	TCLP
Nickel	0.013	J	0.025	0.010	mg/L	1		6010B	TCLP

This Detection Summary does not include radiochemical test results.

TestAmerica Chicago

Detection Summary

Client: Ecology and Environment, Inc.
Project/Site: IDOT - IL 38 - WO 008

TestAmerica Job ID: 500-107595-2

Client Sample ID: 3011-39-B02 (0-1) (Continued)

Lab Sample ID: 500-107595-11

Analyte	Result	Qualifier	RL	MDL	Unit	Dil Fac	D	Method	Prep Type
Zinc	0.048	J	0.50	0.020	mg/L	1		6010B	TCLP
Manganese	1.2		0.025	0.010	mg/L	1		6010B	SPLP East
Mercury	0.013	J	0.017	0.0087	mg/Kg	1	☼	7471B	Total/NA
pH	8.77		0.200	0.200	SU	1		9045D	Total/NA

Client Sample ID: 3011-39-B03 (0-1)

Lab Sample ID: 500-107595-12

Analyte	Result	Qualifier	RL	MDL	Unit	Dil Fac	D	Method	Prep Type
Fluorene	0.0057	J	0.038	0.0053	mg/Kg	1	☼	8270D	Total/NA
Phenanthrene	0.13		0.038	0.0053	mg/Kg	1	☼	8270D	Total/NA
Anthracene	0.024	J	0.038	0.0063	mg/Kg	1	☼	8270D	Total/NA
Fluoranthene	0.27		0.038	0.0070	mg/Kg	1	☼	8270D	Total/NA
Pyrene	0.61		0.038	0.0075	mg/Kg	1	☼	8270D	Total/NA
Butyl benzyl phthalate	0.081	J	0.19	0.072	mg/Kg	1	☼	8270D	Total/NA
Benzo[a]anthracene	0.19		0.038	0.0051	mg/Kg	1	☼	8270D	Total/NA
Chrysene	0.25		0.038	0.010	mg/Kg	1	☼	8270D	Total/NA
Benzo[b]fluoranthene	0.42		0.038	0.0082	mg/Kg	1	☼	8270D	Total/NA
Benzo[k]fluoranthene	0.19		0.038	0.011	mg/Kg	1	☼	8270D	Total/NA
Benzo[a]pyrene	0.25		0.038	0.0073	mg/Kg	1	☼	8270D	Total/NA
Indeno[1,2,3-cd]pyrene	0.18		0.038	0.0098	mg/Kg	1	☼	8270D	Total/NA
Benzo[g,h,i]perylene	0.19		0.038	0.012	mg/Kg	1	☼	8270D	Total/NA
Antimony	0.43	J	1.1	0.23	mg/Kg	1	☼	6010B	Total/NA
Arsenic	2.5		0.56	0.26	mg/Kg	1	☼	6010B	Total/NA
Barium	22		0.56	0.10	mg/Kg	1	☼	6010B	Total/NA
Beryllium	0.16	J	0.22	0.048	mg/Kg	1	☼	6010B	Total/NA
Boron	9.6		2.8	0.39	mg/Kg	1	☼	6010B	Total/NA
Cadmium	0.16		0.11	0.032	mg/Kg	1	☼	6010B	Total/NA
Calcium	150000		110	36	mg/Kg	10	☼	6010B	Total/NA
Chromium	8.7	B	0.56	0.096	mg/Kg	1	☼	6010B	Total/NA
Cobalt	3.2		0.28	0.063	mg/Kg	1	☼	6010B	Total/NA
Copper	9.7		0.56	0.12	mg/Kg	1	☼	6010B	Total/NA
Iron	7400		11	4.3	mg/Kg	1	☼	6010B	Total/NA
Lead	57		0.28	0.14	mg/Kg	1	☼	6010B	Total/NA
Magnesium	93000		56	23	mg/Kg	10	☼	6010B	Total/NA
Manganese	330		0.56	0.11	mg/Kg	1	☼	6010B	Total/NA
Nickel	7.4		0.56	0.15	mg/Kg	1	☼	6010B	Total/NA
Potassium	520		28	4.6	mg/Kg	1	☼	6010B	Total/NA
Sodium	1300		56	7.4	mg/Kg	1	☼	6010B	Total/NA
Vanadium	9.2		0.28	0.082	mg/Kg	1	☼	6010B	Total/NA
Zinc	44		1.1	0.35	mg/Kg	1	☼	6010B	Total/NA
Barium	0.27	J	0.50	0.050	mg/L	1		6010B	TCLP
Boron	0.063	J	0.50	0.050	mg/L	1		6010B	TCLP
Manganese	1.2		0.025	0.010	mg/L	1		6010B	TCLP
Zinc	0.081	J	0.50	0.020	mg/L	1		6010B	TCLP
Manganese	0.67		0.025	0.010	mg/L	1		6010B	SPLP East
Mercury	0.014	J	0.017	0.0087	mg/Kg	1	☼	7471B	Total/NA
pH	8.58		0.200	0.200	SU	1		9045D	Total/NA

Client Sample ID: 3011-39-B05 (0-1)

Lab Sample ID: 500-107595-13

This Detection Summary does not include radiochemical test results.

TestAmerica Chicago

Detection Summary

Client: Ecology and Environment, Inc.
Project/Site: IDOT - IL 38 - WO 008

TestAmerica Job ID: 500-107595-2

Client Sample ID: 3011-39-B05 (0-1) (Continued)

Lab Sample ID: 500-107595-13

Analyte	Result	Qualifier	RL	MDL	Unit	Dil Fac	D	Method	Prep Type
Acetone	0.045		0.018	0.0034	mg/Kg	1	☼	8260B	Total/NA
Phenanthrene	0.052		0.037	0.0052	mg/Kg	1	☼	8270D	Total/NA
Anthracene	0.0094	J	0.037	0.0063	mg/Kg	1	☼	8270D	Total/NA
Fluoranthene	0.077		0.037	0.0069	mg/Kg	1	☼	8270D	Total/NA
Pyrene	0.19		0.037	0.0074	mg/Kg	1	☼	8270D	Total/NA
Benzo[a]anthracene	0.054		0.037	0.0050	mg/Kg	1	☼	8270D	Total/NA
Chrysene	0.073		0.037	0.010	mg/Kg	1	☼	8270D	Total/NA
Benzo[b]fluoranthene	0.11		0.037	0.0081	mg/Kg	1	☼	8270D	Total/NA
Benzo[k]fluoranthene	0.052		0.037	0.011	mg/Kg	1	☼	8270D	Total/NA
Benzo[a]pyrene	0.072		0.037	0.0072	mg/Kg	1	☼	8270D	Total/NA
Indeno[1,2,3-cd]pyrene	0.061		0.037	0.0097	mg/Kg	1	☼	8270D	Total/NA
Benzo[g,h,i]perylene	0.077		0.037	0.012	mg/Kg	1	☼	8270D	Total/NA
Antimony	0.54	J	1.1	0.24	mg/Kg	1	☼	6010B	Total/NA
Arsenic	5.5		0.57	0.27	mg/Kg	1	☼	6010B	Total/NA
Barium	56		0.57	0.11	mg/Kg	1	☼	6010B	Total/NA
Beryllium	0.38		0.23	0.050	mg/Kg	1	☼	6010B	Total/NA
Boron	6.5		2.9	0.40	mg/Kg	1	☼	6010B	Total/NA
Cadmium	0.18		0.11	0.033	mg/Kg	1	☼	6010B	Total/NA
Calcium	100000		110	37	mg/Kg	10	☼	6010B	Total/NA
Chromium	9.5	B	0.57	0.099	mg/Kg	1	☼	6010B	Total/NA
Cobalt	5.3		0.29	0.065	mg/Kg	1	☼	6010B	Total/NA
Copper	20		0.57	0.12	mg/Kg	1	☼	6010B	Total/NA
Iron	11000		11	4.4	mg/Kg	1	☼	6010B	Total/NA
Lead	46		0.29	0.14	mg/Kg	1	☼	6010B	Total/NA
Magnesium	48000		5.7	2.3	mg/Kg	1	☼	6010B	Total/NA
Manganese	380		0.57	0.11	mg/Kg	1	☼	6010B	Total/NA
Nickel	12		0.57	0.16	mg/Kg	1	☼	6010B	Total/NA
Potassium	700		29	4.7	mg/Kg	1	☼	6010B	Total/NA
Selenium	0.59		0.57	0.28	mg/Kg	1	☼	6010B	Total/NA
Sodium	1700		57	7.6	mg/Kg	1	☼	6010B	Total/NA
Vanadium	17		0.29	0.084	mg/Kg	1	☼	6010B	Total/NA
Zinc	54		1.1	0.36	mg/Kg	1	☼	6010B	Total/NA
Barium	0.53		0.50	0.050	mg/L	1		6010B	TCLP
Boron	0.12	J	0.50	0.050	mg/L	1		6010B	TCLP
Manganese	4.0		0.025	0.010	mg/L	1		6010B	TCLP
Nickel	0.015	J	0.025	0.010	mg/L	1		6010B	TCLP
Zinc	0.075	J	0.50	0.020	mg/L	1		6010B	TCLP
Manganese	0.39		0.025	0.010	mg/L	1		6010B	SPLP East
Mercury	0.012	J	0.018	0.0093	mg/Kg	1	☼	7471B	Total/NA
pH	8.28		0.200	0.200	SU	1		9045D	Total/NA

This Detection Summary does not include radiochemical test results.

TestAmerica Chicago

Sample Summary

Client: Ecology and Environment, Inc.
Project/Site: IDOT - IL 38 - WO 008

TestAmerica Job ID: 500-107595-2

Lab Sample ID	Client Sample ID	Matrix	Collected	Received
500-107595-7	3011-39-B06 (0-1)	Solid	02/15/16 11:05	02/16/16 08:00
500-107595-8	3011-39-B04 (0-1)	Solid	02/15/16 11:15	02/16/16 08:00
500-107595-9	3011-39-B01 (0-1)	Solid	02/15/16 12:40	02/16/16 08:00
500-107595-10	3011-39-B01 (0-1)D	Solid	02/15/16 12:40	02/16/16 08:00
500-107595-11	3011-39-B02 (0-1)	Solid	02/15/16 12:50	02/16/16 08:00
500-107595-12	3011-39-B03 (0-1)	Solid	02/15/16 12:55	02/16/16 08:00
500-107595-13	3011-39-B05 (0-1)	Solid	02/15/16 13:20	02/16/16 08:00



Client Sample Results

Client: Ecology and Environment, Inc.
Project/Site: IDOT - IL 38 - WO 008

TestAmerica Job ID: 500-107595-2

Client Sample ID: 3011-39-B06 (0-1)

Lab Sample ID: 500-107595-7

Date Collected: 02/15/16 11:05

Matrix: Solid

Date Received: 02/16/16 08:00

Percent Solids: 88.9

Method: 8260B - Volatile Organic Compounds (GC/MS)

Analyte	Result	Qualifier	RL	MDL	Unit	D	Prepared	Analyzed	Dil Fac
Acetone	<0.018		0.018	0.0035	mg/Kg	☼	02/16/16 08:50	02/20/16 21:01	1
Benzene	<0.0045		0.0045	0.0010	mg/Kg	☼	02/16/16 08:50	02/20/16 21:01	1
Bromodichloromethane	<0.0045		0.0045	0.00076	mg/Kg	☼	02/16/16 08:50	02/20/16 21:01	1
Bromoform	<0.0045		0.0045	0.00092	mg/Kg	☼	02/16/16 08:50	02/20/16 21:01	1
Bromomethane	<0.0045		0.0045	0.0017	mg/Kg	☼	02/16/16 08:50	02/20/16 21:01	1
2-Butanone (MEK)	<0.0045		0.0045	0.0016	mg/Kg	☼	02/16/16 08:50	02/20/16 21:01	1
Carbon disulfide	<0.0045		0.0045	0.0017	mg/Kg	☼	02/16/16 08:50	02/20/16 21:01	1
Carbon tetrachloride	<0.0045		0.0045	0.00096	mg/Kg	☼	02/16/16 08:50	02/20/16 21:01	1
Chlorobenzene	<0.0045		0.0045	0.0011	mg/Kg	☼	02/16/16 08:50	02/20/16 21:01	1
Chloroethane	<0.0045		0.0045	0.0019	mg/Kg	☼	02/16/16 08:50	02/20/16 21:01	1
Chloroform	<0.0045		0.0045	0.00088	mg/Kg	☼	02/16/16 08:50	02/20/16 21:01	1
Chloromethane	<0.0045	*	0.0045	0.0011	mg/Kg	☼	02/16/16 08:50	02/20/16 21:01	1
cis-1,2-Dichloroethene	<0.0045		0.0045	0.00092	mg/Kg	☼	02/16/16 08:50	02/20/16 21:01	1
cis-1,3-Dichloropropene	<0.0045		0.0045	0.0010	mg/Kg	☼	02/16/16 08:50	02/20/16 21:01	1
Dibromochloromethane	<0.0045		0.0045	0.00052	mg/Kg	☼	02/16/16 08:50	02/20/16 21:01	1
1,1-Dichloroethane	<0.0045		0.0045	0.00093	mg/Kg	☼	02/16/16 08:50	02/20/16 21:01	1
1,2-Dichloroethane	<0.0045		0.0045	0.00067	mg/Kg	☼	02/16/16 08:50	02/20/16 21:01	1
1,1-Dichloroethene	<0.0045		0.0045	0.0016	mg/Kg	☼	02/16/16 08:50	02/20/16 21:01	1
1,2-Dichloropropane	<0.0045		0.0045	0.0012	mg/Kg	☼	02/16/16 08:50	02/20/16 21:01	1
1,3-Dichloropropane, Total	<0.0045		0.0045	0.0013	mg/Kg	☼	02/16/16 08:50	02/20/16 21:01	1
Ethylbenzene	<0.0045		0.0045	0.0011	mg/Kg	☼	02/16/16 08:50	02/20/16 21:01	1
2-Hexanone	<0.0045		0.0045	0.0014	mg/Kg	☼	02/16/16 08:50	02/20/16 21:01	1
Methylene Chloride	<0.0045		0.0045	0.0034	mg/Kg	☼	02/16/16 08:50	02/20/16 21:01	1
4-Methyl-2-pentanone (MIBK)	<0.0045		0.0045	0.00093	mg/Kg	☼	02/16/16 08:50	02/20/16 21:01	1
Methyl tert-butyl ether	<0.0045		0.0045	0.0011	mg/Kg	☼	02/16/16 08:50	02/20/16 21:01	1
Styrene	<0.0045		0.0045	0.0011	mg/Kg	☼	02/16/16 08:50	02/20/16 21:01	1
1,1,1,2-Tetrachloroethane	<0.0045		0.0045	0.00072	mg/Kg	☼	02/16/16 08:50	02/20/16 21:01	1
Tetrachloroethene	<0.0045		0.0045	0.00094	mg/Kg	☼	02/16/16 08:50	02/20/16 21:01	1
Toluene	<0.0045		0.0045	0.0016	mg/Kg	☼	02/16/16 08:50	02/20/16 21:01	1
trans-1,2-Dichloroethene	<0.0045		0.0045	0.0011	mg/Kg	☼	02/16/16 08:50	02/20/16 21:01	1
trans-1,3-Dichloropropene	<0.0045		0.0045	0.0013	mg/Kg	☼	02/16/16 08:50	02/20/16 21:01	1
1,1,1-Trichloroethane	<0.0045		0.0045	0.0010	mg/Kg	☼	02/16/16 08:50	02/20/16 21:01	1
1,1,2-Trichloroethane	<0.0045		0.0045	0.00087	mg/Kg	☼	02/16/16 08:50	02/20/16 21:01	1
Trichloroethene	<0.0045		0.0045	0.0012	mg/Kg	☼	02/16/16 08:50	02/20/16 21:01	1
Vinyl acetate	<0.0045		0.0045	0.0012	mg/Kg	☼	02/16/16 08:50	02/20/16 21:01	1
Vinyl chloride	<0.0045		0.0045	0.0011	mg/Kg	☼	02/16/16 08:50	02/20/16 21:01	1
Xylenes, Total	<0.0090		0.0090	0.0017	mg/Kg	☼	02/16/16 08:50	02/20/16 21:01	1

Surrogate	%Recovery	Qualifier	Limits	Prepared	Analyzed	Dil Fac
4-Bromofluorobenzene (Surr)	94		70 - 122	02/16/16 08:50	02/20/16 21:01	1
Dibromofluoromethane	90		75 - 120	02/16/16 08:50	02/20/16 21:01	1
1,2-Dichloroethane-d4 (Surr)	83		70 - 134	02/16/16 08:50	02/20/16 21:01	1
Toluene-d8 (Surr)	110		75 - 122	02/16/16 08:50	02/20/16 21:01	1

Method: 8270D - Semivolatile Organic Compounds (GC/MS)

Analyte	Result	Qualifier	RL	MDL	Unit	D	Prepared	Analyzed	Dil Fac
Phenol	<0.18		0.18	0.079	mg/Kg	☼	02/19/16 07:12	02/26/16 14:51	1
Bis(2-chloroethyl)ether	<0.18		0.18	0.053	mg/Kg	☼	02/19/16 07:12	02/26/16 14:51	1
1,3-Dichlorobenzene	<0.18		0.18	0.040	mg/Kg	☼	02/19/16 07:12	02/26/16 14:51	1
1,4-Dichlorobenzene	<0.18		0.18	0.045	mg/Kg	☼	02/19/16 07:12	02/26/16 14:51	1

TestAmerica Chicago

Client Sample Results

Client: Ecology and Environment, Inc.
Project/Site: IDOT - IL 38 - WO 008

TestAmerica Job ID: 500-107595-2

Client Sample ID: 3011-39-B06 (0-1)

Lab Sample ID: 500-107595-7

Date Collected: 02/15/16 11:05

Matrix: Solid

Date Received: 02/16/16 08:00

Percent Solids: 88.9

Method: 8270D - Semivolatile Organic Compounds (GC/MS) (Continued)

Analyte	Result	Qualifier	RL	MDL	Unit	D	Prepared	Analyzed	Dil Fac
1,2-Dichlorobenzene	<0.18		0.18	0.042	mg/Kg	☼	02/19/16 07:12	02/26/16 14:51	1
2-Methylphenol	<0.18		0.18	0.057	mg/Kg	☼	02/19/16 07:12	02/26/16 14:51	1
2,2'-oxybis[1-chloropropane]	<0.18		0.18	0.041	mg/Kg	☼	02/19/16 07:12	02/26/16 14:51	1
N-Nitrosodi-n-propylamine	<0.072		0.072	0.043	mg/Kg	☼	02/19/16 07:12	02/26/16 14:51	1
Hexachloroethane	<0.18		0.18	0.054	mg/Kg	☼	02/19/16 07:12	02/26/16 14:51	1
2-Chlorophenol	<0.18		0.18	0.061	mg/Kg	☼	02/19/16 07:12	02/26/16 14:51	1
Nitrobenzene	<0.035		0.035	0.0089	mg/Kg	☼	02/19/16 07:12	02/26/16 14:51	1
Bis(2-chloroethoxy)methane	<0.18		0.18	0.036	mg/Kg	☼	02/19/16 07:12	02/26/16 14:51	1
1,2,4-Trichlorobenzene	<0.18		0.18	0.038	mg/Kg	☼	02/19/16 07:12	02/26/16 14:51	1
Isophorone	<0.18		0.18	0.040	mg/Kg	☼	02/19/16 07:12	02/26/16 14:51	1
2,4-Dimethylphenol	<0.35		0.35	0.13	mg/Kg	☼	02/19/16 07:12	02/26/16 14:51	1
Hexachlorobutadiene	<0.18		0.18	0.056	mg/Kg	☼	02/19/16 07:12	02/26/16 14:51	1
Naphthalene	<0.035		0.035	0.0055	mg/Kg	☼	02/19/16 07:12	02/26/16 14:51	1
2,4-Dichlorophenol	<0.35		0.35	0.084	mg/Kg	☼	02/19/16 07:12	02/26/16 14:51	1
4-Chloroaniline	<0.72		0.72	0.17	mg/Kg	☼	02/19/16 07:12	02/26/16 14:51	1
2,4,6-Trichlorophenol	<0.35		0.35	0.12	mg/Kg	☼	02/19/16 07:12	02/26/16 14:51	1
2,4,5-Trichlorophenol	<0.35		0.35	0.081	mg/Kg	☼	02/19/16 07:12	02/26/16 14:51	1
Hexachlorocyclopentadiene	<0.72		0.72	0.20	mg/Kg	☼	02/19/16 07:12	02/26/16 14:51	1
2-Methylnaphthalene	<0.035		0.035	0.0065	mg/Kg	☼	02/19/16 07:12	02/26/16 14:51	1
2-Nitroaniline	<0.18		0.18	0.048	mg/Kg	☼	02/19/16 07:12	02/26/16 14:51	1
2-Chloronaphthalene	<0.18		0.18	0.039	mg/Kg	☼	02/19/16 07:12	02/26/16 14:51	1
4-Chloro-3-methylphenol	<0.35		0.35	0.12	mg/Kg	☼	02/19/16 07:12	02/26/16 14:51	1
2,6-Dinitrotoluene	<0.18		0.18	0.070	mg/Kg	☼	02/19/16 07:12	02/26/16 14:51	1
2-Nitrophenol	<0.35		0.35	0.084	mg/Kg	☼	02/19/16 07:12	02/26/16 14:51	1
3-Nitroaniline	<0.35		0.35	0.11	mg/Kg	☼	02/19/16 07:12	02/26/16 14:51	1
Dimethyl phthalate	<0.18		0.18	0.046	mg/Kg	☼	02/19/16 07:12	02/26/16 14:51	1
2,4-Dinitrophenol	<0.72		0.72	0.62	mg/Kg	☼	02/19/16 07:12	02/26/16 14:51	1
Acenaphthylene	<0.035		0.035	0.0047	mg/Kg	☼	02/19/16 07:12	02/26/16 14:51	1
2,4-Dinitrotoluene	<0.18		0.18	0.056	mg/Kg	☼	02/19/16 07:12	02/26/16 14:51	1
Acenaphthene	<0.035		0.035	0.0064	mg/Kg	☼	02/19/16 07:12	02/26/16 14:51	1
Dibenzofuran	<0.18		0.18	0.042	mg/Kg	☼	02/19/16 07:12	02/26/16 14:51	1
4-Nitrophenol	<0.72		0.72	0.34	mg/Kg	☼	02/19/16 07:12	02/26/16 14:51	1
Fluorene	<0.035		0.035	0.0050	mg/Kg	☼	02/19/16 07:12	02/26/16 14:51	1
4-Nitroaniline	<0.35		0.35	0.15	mg/Kg	☼	02/19/16 07:12	02/26/16 14:51	1
4-Bromophenyl phenyl ether	<0.18		0.18	0.047	mg/Kg	☼	02/19/16 07:12	02/26/16 14:51	1
Hexachlorobenzene	<0.072		0.072	0.0082	mg/Kg	☼	02/19/16 07:12	02/26/16 14:51	1
Diethyl phthalate	<0.18		0.18	0.060	mg/Kg	☼	02/19/16 07:12	02/26/16 14:51	1
4-Chlorophenyl phenyl ether	<0.18		0.18	0.041	mg/Kg	☼	02/19/16 07:12	02/26/16 14:51	1
Pentachlorophenol	<0.72		0.72	0.57	mg/Kg	☼	02/19/16 07:12	02/26/16 14:51	1
N-Nitrosodiphenylamine	<0.18		0.18	0.042	mg/Kg	☼	02/19/16 07:12	02/26/16 14:51	1
4,6-Dinitro-2-methylphenol	<0.72		0.72	0.29	mg/Kg	☼	02/19/16 07:12	02/26/16 14:51	1
Phenanthrene	0.042		0.035	0.0049	mg/Kg	☼	02/19/16 07:12	02/26/16 14:51	1
Anthracene	0.0065 J		0.035	0.0059	mg/Kg	☼	02/19/16 07:12	02/26/16 14:51	1
Carbazole	<0.18		0.18	0.089	mg/Kg	☼	02/19/16 07:12	02/26/16 14:51	1
Di-n-butyl phthalate	<0.18		0.18	0.054	mg/Kg	☼	02/19/16 07:12	02/26/16 14:51	1
Fluoranthene	0.067		0.035	0.0066	mg/Kg	☼	02/19/16 07:12	02/26/16 14:51	1
Pyrene	0.15		0.035	0.0070	mg/Kg	☼	02/19/16 07:12	02/26/16 14:51	1
Butyl benzyl phthalate	<0.18		0.18	0.067	mg/Kg	☼	02/19/16 07:12	02/26/16 14:51	1
Benzo[a]anthracene	0.047		0.035	0.0048	mg/Kg	☼	02/19/16 07:12	02/26/16 14:51	1

TestAmerica Chicago

Client Sample Results

Client: Ecology and Environment, Inc.
Project/Site: IDOT - IL 38 - WO 008

TestAmerica Job ID: 500-107595-2

Client Sample ID: 3011-39-B06 (0-1)

Lab Sample ID: 500-107595-7

Date Collected: 02/15/16 11:05

Matrix: Solid

Date Received: 02/16/16 08:00

Percent Solids: 88.9

Method: 8270D - Semivolatile Organic Compounds (GC/MS) (Continued)

Analyte	Result	Qualifier	RL	MDL	Unit	D	Prepared	Analyzed	Dil Fac
Chrysene	0.068		0.035	0.0097	mg/Kg	☼	02/19/16 07:12	02/26/16 14:51	1
3,3'-Dichlorobenzidine	<0.18		0.18	0.050	mg/Kg	☼	02/19/16 07:12	02/26/16 14:51	1
Bis(2-ethylhexyl) phthalate	<0.18		0.18	0.065	mg/Kg	☼	02/19/16 07:12	02/26/16 14:51	1
Di-n-octyl phthalate	<0.18		0.18	0.058	mg/Kg	☼	02/19/16 07:12	02/26/16 14:51	1
Benzo[b]fluoranthene	0.10		0.035	0.0077	mg/Kg	☼	02/19/16 07:12	02/26/16 14:51	1
Benzo[k]fluoranthene	0.051		0.035	0.010	mg/Kg	☼	02/19/16 07:12	02/26/16 14:51	1
Benzo[a]pyrene	0.052		0.035	0.0069	mg/Kg	☼	02/19/16 07:12	02/26/16 14:51	1
Indeno[1,2,3-cd]pyrene	0.053		0.035	0.0092	mg/Kg	☼	02/19/16 07:12	02/26/16 14:51	1
Dibenz(a,h)anthracene	<0.035		0.035	0.0069	mg/Kg	☼	02/19/16 07:12	02/26/16 14:51	1
Benzo[g,h,i]perylene	0.041		0.035	0.011	mg/Kg	☼	02/19/16 07:12	02/26/16 14:51	1
3 & 4 Methylphenol	<0.18		0.18	0.059	mg/Kg	☼	02/19/16 07:12	02/26/16 14:51	1

Surrogate	%Recovery	Qualifier	Limits	Prepared	Analyzed	Dil Fac
2-Fluorophenol	80		25 - 110	02/19/16 07:12	02/26/16 14:51	1
Phenol-d5	79		31 - 110	02/19/16 07:12	02/26/16 14:51	1
Nitrobenzene-d5	69		25 - 115	02/19/16 07:12	02/26/16 14:51	1
2-Fluorobiphenyl	74		25 - 119	02/19/16 07:12	02/26/16 14:51	1
2,4,6-Tribromophenol	76		35 - 137	02/19/16 07:12	02/26/16 14:51	1
Terphenyl-d14	199	X	36 - 134	02/19/16 07:12	02/26/16 14:51	1

Method: 6010B - Metals (ICP)

Analyte	Result	Qualifier	RL	MDL	Unit	D	Prepared	Analyzed	Dil Fac
Antimony	0.61	J	1.1	0.23	mg/Kg	☼	02/21/16 17:45	02/24/16 21:17	1
Arsenic	3.1		0.56	0.26	mg/Kg	☼	02/21/16 17:45	02/24/16 21:17	1
Barium	73		0.56	0.10	mg/Kg	☼	02/21/16 17:45	02/24/16 21:17	1
Beryllium	0.30		0.22	0.049	mg/Kg	☼	02/21/16 17:45	02/24/16 21:17	1
Boron	9.1		2.8	0.39	mg/Kg	☼	02/21/16 17:45	02/24/16 21:17	1
Cadmium	0.19		0.11	0.032	mg/Kg	☼	02/21/16 17:45	02/24/16 21:17	1
Calcium	110000		110	36	mg/Kg	☼	02/21/16 17:45	02/25/16 13:53	10
Chromium	9.0	B	0.56	0.096	mg/Kg	☼	02/21/16 17:45	02/24/16 21:17	1
Cobalt	4.6		0.28	0.063	mg/Kg	☼	02/21/16 17:45	02/24/16 21:17	1
Copper	11		0.56	0.12	mg/Kg	☼	02/21/16 17:45	02/24/16 21:17	1
Iron	7500		11	4.3	mg/Kg	☼	02/21/16 17:45	02/24/16 21:17	1
Lead	53		0.28	0.14	mg/Kg	☼	02/21/16 17:45	02/24/16 21:17	1
Magnesium	50000		5.6	2.3	mg/Kg	☼	02/21/16 17:45	02/24/16 21:17	1
Manganese	360		0.56	0.11	mg/Kg	☼	02/21/16 17:45	02/24/16 21:17	1
Nickel	9.7		0.56	0.15	mg/Kg	☼	02/21/16 17:45	02/24/16 21:17	1
Potassium	680		28	4.6	mg/Kg	☼	02/21/16 17:45	02/24/16 21:17	1
Selenium	<0.56		0.56	0.28	mg/Kg	☼	02/21/16 17:45	02/24/16 21:17	1
Silver	<0.28		0.28	0.066	mg/Kg	☼	02/21/16 17:45	02/24/16 21:17	1
Sodium	1600		56	7.4	mg/Kg	☼	02/21/16 17:45	02/24/16 21:17	1
Thallium	<0.56		0.56	0.28	mg/Kg	☼	02/21/16 17:45	02/24/16 21:17	1
Vanadium	14		0.28	0.082	mg/Kg	☼	02/21/16 17:45	02/24/16 21:17	1
Zinc	50		1.1	0.35	mg/Kg	☼	02/21/16 17:45	02/24/16 21:17	1

Method: 6010B - Metals (ICP) - TCLP

Analyte	Result	Qualifier	RL	MDL	Unit	D	Prepared	Analyzed	Dil Fac
Barium	0.45	J	0.50	0.050	mg/L		02/22/16 09:43	02/23/16 03:26	1
Beryllium	<0.0040		0.0040	0.0040	mg/L		02/22/16 09:43	02/23/16 03:26	1
Boron	0.11	J	0.50	0.050	mg/L		02/22/16 09:43	02/23/16 03:26	1

TestAmerica Chicago

Client Sample Results

Client: Ecology and Environment, Inc.
Project/Site: IDOT - IL 38 - WO 008

TestAmerica Job ID: 500-107595-2

Client Sample ID: 3011-39-B06 (0-1)

Lab Sample ID: 500-107595-7

Date Collected: 02/15/16 11:05

Matrix: Solid

Date Received: 02/16/16 08:00

Percent Solids: 88.9

Method: 6010B - Metals (ICP) - TCLP (Continued)

Analyte	Result	Qualifier	RL	MDL	Unit	D	Prepared	Analyzed	Dil Fac
Cadmium	<0.0050		0.0050	0.0020	mg/L		02/22/16 09:43	02/23/16 03:26	1
Chromium	<0.025		0.025	0.010	mg/L		02/22/16 09:43	02/23/16 03:26	1
Cobalt	<0.025		0.025	0.010	mg/L		02/22/16 09:43	02/23/16 03:26	1
Iron	<0.40		0.40	0.20	mg/L		02/22/16 09:43	02/23/16 03:26	1
Lead	<0.0075		0.0075	0.0075	mg/L		02/22/16 09:43	02/23/16 03:26	1
Manganese	1.0		0.025	0.010	mg/L		02/22/16 09:43	02/23/16 03:26	1
Nickel	<0.025		0.025	0.010	mg/L		02/22/16 09:43	02/23/16 03:26	1
Selenium	<0.050		0.050	0.020	mg/L		02/22/16 09:43	02/23/16 03:26	1
Silver	<0.025		0.025	0.010	mg/L		02/22/16 09:43	02/23/16 03:26	1
Zinc	0.078	J	0.50	0.020	mg/L		02/22/16 09:43	02/23/16 03:26	1

Method: 6010B - Metals (ICP) - SPLP East

Analyte	Result	Qualifier	RL	MDL	Unit	D	Prepared	Analyzed	Dil Fac
Manganese	0.15		0.025	0.010	mg/L		02/22/16 09:48	02/24/16 00:52	1

Method: 6020A - Metals (ICP/MS) - TCLP

Analyte	Result	Qualifier	RL	MDL	Unit	D	Prepared	Analyzed	Dil Fac
Antimony	<0.0060		0.0060	0.0060	mg/L		02/22/16 09:43	02/23/16 13:41	1
Thallium	<0.0020		0.0020	0.0020	mg/L		02/22/16 09:43	02/23/16 13:41	1

Method: 7470A - TCLP Mercury - TCLP

Analyte	Result	Qualifier	RL	MDL	Unit	D	Prepared	Analyzed	Dil Fac
Mercury	<0.00020		0.00020	0.00020	mg/L		02/22/16 15:15	02/23/16 12:16	1

Method: 7471B - Mercury (CVAA)

Analyte	Result	Qualifier	RL	MDL	Unit	D	Prepared	Analyzed	Dil Fac
Mercury	<0.018		0.018	0.0097	mg/Kg	☼	02/19/16 16:00	02/22/16 13:21	1

General Chemistry

Analyte	Result	Qualifier	RL	MDL	Unit	D	Prepared	Analyzed	Dil Fac
pH	8.39		0.200	0.200	SU			02/18/16 19:38	1

Client Sample Results

Client: Ecology and Environment, Inc.
Project/Site: IDOT - IL 38 - WO 008

TestAmerica Job ID: 500-107595-2

Client Sample ID: 3011-39-B04 (0-1)

Lab Sample ID: 500-107595-8

Date Collected: 02/15/16 11:15

Matrix: Solid

Date Received: 02/16/16 08:00

Percent Solids: 88.1

Method: 8260B - Volatile Organic Compounds (GC/MS)

Analyte	Result	Qualifier	RL	MDL	Unit	D	Prepared	Analyzed	Dil Fac
Acetone	<0.022		0.022	0.0042	mg/Kg	☼	02/16/16 08:50	02/20/16 21:26	1
Benzene	<0.0054		0.0054	0.0012	mg/Kg	☼	02/16/16 08:50	02/20/16 21:26	1
Bromodichloromethane	<0.0054		0.0054	0.00091	mg/Kg	☼	02/16/16 08:50	02/20/16 21:26	1
Bromoform	<0.0054		0.0054	0.0011	mg/Kg	☼	02/16/16 08:50	02/20/16 21:26	1
Bromomethane	<0.0054		0.0054	0.0020	mg/Kg	☼	02/16/16 08:50	02/20/16 21:26	1
2-Butanone (MEK)	<0.0054		0.0054	0.0019	mg/Kg	☼	02/16/16 08:50	02/20/16 21:26	1
Carbon disulfide	<0.0054		0.0054	0.0020	mg/Kg	☼	02/16/16 08:50	02/20/16 21:26	1
Carbon tetrachloride	<0.0054		0.0054	0.0012	mg/Kg	☼	02/16/16 08:50	02/20/16 21:26	1
Chlorobenzene	<0.0054		0.0054	0.0013	mg/Kg	☼	02/16/16 08:50	02/20/16 21:26	1
Chloroethane	<0.0054		0.0054	0.0023	mg/Kg	☼	02/16/16 08:50	02/20/16 21:26	1
Chloroform	<0.0054		0.0054	0.0011	mg/Kg	☼	02/16/16 08:50	02/20/16 21:26	1
Chloromethane	<0.0054	*	0.0054	0.0013	mg/Kg	☼	02/16/16 08:50	02/20/16 21:26	1
cis-1,2-Dichloroethene	<0.0054		0.0054	0.0011	mg/Kg	☼	02/16/16 08:50	02/20/16 21:26	1
cis-1,3-Dichloropropene	<0.0054		0.0054	0.0012	mg/Kg	☼	02/16/16 08:50	02/20/16 21:26	1
Dibromochloromethane	<0.0054		0.0054	0.00062	mg/Kg	☼	02/16/16 08:50	02/20/16 21:26	1
1,1-Dichloroethane	<0.0054		0.0054	0.0011	mg/Kg	☼	02/16/16 08:50	02/20/16 21:26	1
1,2-Dichloroethane	<0.0054		0.0054	0.00080	mg/Kg	☼	02/16/16 08:50	02/20/16 21:26	1
1,1-Dichloroethene	<0.0054		0.0054	0.0020	mg/Kg	☼	02/16/16 08:50	02/20/16 21:26	1
1,2-Dichloropropane	<0.0054		0.0054	0.0014	mg/Kg	☼	02/16/16 08:50	02/20/16 21:26	1
1,3-Dichloropropane, Total	<0.0054		0.0054	0.0015	mg/Kg	☼	02/16/16 08:50	02/20/16 21:26	1
Ethylbenzene	<0.0054		0.0054	0.0013	mg/Kg	☼	02/16/16 08:50	02/20/16 21:26	1
2-Hexanone	<0.0054		0.0054	0.0017	mg/Kg	☼	02/16/16 08:50	02/20/16 21:26	1
Methylene Chloride	<0.0054		0.0054	0.0041	mg/Kg	☼	02/16/16 08:50	02/20/16 21:26	1
4-Methyl-2-pentanone (MIBK)	<0.0054		0.0054	0.0011	mg/Kg	☼	02/16/16 08:50	02/20/16 21:26	1
Methyl tert-butyl ether	<0.0054		0.0054	0.0013	mg/Kg	☼	02/16/16 08:50	02/20/16 21:26	1
Styrene	<0.0054		0.0054	0.0013	mg/Kg	☼	02/16/16 08:50	02/20/16 21:26	1
1,1,2,2-Tetrachloroethane	<0.0054		0.0054	0.00086	mg/Kg	☼	02/16/16 08:50	02/20/16 21:26	1
Tetrachloroethene	<0.0054		0.0054	0.0011	mg/Kg	☼	02/16/16 08:50	02/20/16 21:26	1
Toluene	<0.0054		0.0054	0.0019	mg/Kg	☼	02/16/16 08:50	02/20/16 21:26	1
trans-1,2-Dichloroethene	<0.0054		0.0054	0.0014	mg/Kg	☼	02/16/16 08:50	02/20/16 21:26	1
trans-1,3-Dichloropropene	<0.0054		0.0054	0.0015	mg/Kg	☼	02/16/16 08:50	02/20/16 21:26	1
1,1,1-Trichloroethane	<0.0054		0.0054	0.0013	mg/Kg	☼	02/16/16 08:50	02/20/16 21:26	1
1,1,2-Trichloroethane	<0.0054		0.0054	0.0010	mg/Kg	☼	02/16/16 08:50	02/20/16 21:26	1
Trichloroethene	<0.0054		0.0054	0.0015	mg/Kg	☼	02/16/16 08:50	02/20/16 21:26	1
Vinyl acetate	<0.0054		0.0054	0.0014	mg/Kg	☼	02/16/16 08:50	02/20/16 21:26	1
Vinyl chloride	<0.0054		0.0054	0.0013	mg/Kg	☼	02/16/16 08:50	02/20/16 21:26	1
Xylenes, Total	<0.011		0.011	0.0020	mg/Kg	☼	02/16/16 08:50	02/20/16 21:26	1

Surrogate	%Recovery	Qualifier	Limits	Prepared	Analyzed	Dil Fac
4-Bromofluorobenzene (Surr)	95		70 - 122	02/16/16 08:50	02/20/16 21:26	1
Dibromofluoromethane	91		75 - 120	02/16/16 08:50	02/20/16 21:26	1
1,2-Dichloroethane-d4 (Surr)	84		70 - 134	02/16/16 08:50	02/20/16 21:26	1
Toluene-d8 (Surr)	106		75 - 122	02/16/16 08:50	02/20/16 21:26	1

Method: 8270D - Semivolatile Organic Compounds (GC/MS)

Analyte	Result	Qualifier	RL	MDL	Unit	D	Prepared	Analyzed	Dil Fac
Phenol	<0.19		0.19	0.083	mg/Kg	☼	02/19/16 07:12	02/26/16 12:29	1
Bis(2-chloroethyl)ether	<0.19		0.19	0.056	mg/Kg	☼	02/19/16 07:12	02/26/16 12:29	1
1,3-Dichlorobenzene	<0.19		0.19	0.042	mg/Kg	☼	02/19/16 07:12	02/26/16 12:29	1
1,4-Dichlorobenzene	<0.19		0.19	0.048	mg/Kg	☼	02/19/16 07:12	02/26/16 12:29	1

TestAmerica Chicago

Client Sample Results

Client: Ecology and Environment, Inc.
Project/Site: IDOT - IL 38 - WO 008

TestAmerica Job ID: 500-107595-2

Client Sample ID: 3011-39-B04 (0-1)

Lab Sample ID: 500-107595-8

Date Collected: 02/15/16 11:15

Matrix: Solid

Date Received: 02/16/16 08:00

Percent Solids: 88.1

Method: 8270D - Semivolatile Organic Compounds (GC/MS) (Continued)

Analyte	Result	Qualifier	RL	MDL	Unit	D	Prepared	Analyzed	Dil Fac
1,2-Dichlorobenzene	<0.19		0.19	0.044	mg/Kg	☼	02/19/16 07:12	02/26/16 12:29	1
2-Methylphenol	<0.19		0.19	0.060	mg/Kg	☼	02/19/16 07:12	02/26/16 12:29	1
2,2'-oxybis[1-chloropropane]	<0.19		0.19	0.043	mg/Kg	☼	02/19/16 07:12	02/26/16 12:29	1
N-Nitrosodi-n-propylamine	<0.075		0.075	0.045	mg/Kg	☼	02/19/16 07:12	02/26/16 12:29	1
Hexachloroethane	<0.19		0.19	0.057	mg/Kg	☼	02/19/16 07:12	02/26/16 12:29	1
2-Chlorophenol	<0.19		0.19	0.063	mg/Kg	☼	02/19/16 07:12	02/26/16 12:29	1
Nitrobenzene	<0.037		0.037	0.0093	mg/Kg	☼	02/19/16 07:12	02/26/16 12:29	1
Bis(2-chloroethoxy)methane	<0.19		0.19	0.038	mg/Kg	☼	02/19/16 07:12	02/26/16 12:29	1
1,2,4-Trichlorobenzene	<0.19		0.19	0.040	mg/Kg	☼	02/19/16 07:12	02/26/16 12:29	1
Isophorone	<0.19		0.19	0.042	mg/Kg	☼	02/19/16 07:12	02/26/16 12:29	1
2,4-Dimethylphenol	<0.37		0.37	0.14	mg/Kg	☼	02/19/16 07:12	02/26/16 12:29	1
Hexachlorobutadiene	<0.19		0.19	0.058	mg/Kg	☼	02/19/16 07:12	02/26/16 12:29	1
Naphthalene	<0.037		0.037	0.0057	mg/Kg	☼	02/19/16 07:12	02/26/16 12:29	1
2,4-Dichlorophenol	<0.37		0.37	0.088	mg/Kg	☼	02/19/16 07:12	02/26/16 12:29	1
4-Chloroaniline	<0.75		0.75	0.17	mg/Kg	☼	02/19/16 07:12	02/26/16 12:29	1
2,4,6-Trichlorophenol	<0.37		0.37	0.13	mg/Kg	☼	02/19/16 07:12	02/26/16 12:29	1
2,4,5-Trichlorophenol	<0.37		0.37	0.085	mg/Kg	☼	02/19/16 07:12	02/26/16 12:29	1
Hexachlorocyclopentadiene	<0.75		0.75	0.21	mg/Kg	☼	02/19/16 07:12	02/26/16 12:29	1
2-Methylnaphthalene	<0.037		0.037	0.0068	mg/Kg	☼	02/19/16 07:12	02/26/16 12:29	1
2-Nitroaniline	<0.19		0.19	0.050	mg/Kg	☼	02/19/16 07:12	02/26/16 12:29	1
2-Chloronaphthalene	<0.19		0.19	0.041	mg/Kg	☼	02/19/16 07:12	02/26/16 12:29	1
4-Chloro-3-methylphenol	<0.37		0.37	0.13	mg/Kg	☼	02/19/16 07:12	02/26/16 12:29	1
2,6-Dinitrotoluene	<0.19		0.19	0.073	mg/Kg	☼	02/19/16 07:12	02/26/16 12:29	1
2-Nitrophenol	<0.37		0.37	0.088	mg/Kg	☼	02/19/16 07:12	02/26/16 12:29	1
3-Nitroaniline	<0.37		0.37	0.12	mg/Kg	☼	02/19/16 07:12	02/26/16 12:29	1
Dimethyl phthalate	<0.19		0.19	0.049	mg/Kg	☼	02/19/16 07:12	02/26/16 12:29	1
2,4-Dinitrophenol	<0.75		0.75	0.66	mg/Kg	☼	02/19/16 07:12	02/26/16 12:29	1
Acenaphthylene	<0.037		0.037	0.0049	mg/Kg	☼	02/19/16 07:12	02/26/16 12:29	1
2,4-Dinitrotoluene	<0.19		0.19	0.059	mg/Kg	☼	02/19/16 07:12	02/26/16 12:29	1
Acenaphthene	<0.037		0.037	0.0067	mg/Kg	☼	02/19/16 07:12	02/26/16 12:29	1
Dibenzofuran	<0.19		0.19	0.044	mg/Kg	☼	02/19/16 07:12	02/26/16 12:29	1
4-Nitrophenol	<0.75		0.75	0.35	mg/Kg	☼	02/19/16 07:12	02/26/16 12:29	1
Fluorene	<0.037		0.037	0.0052	mg/Kg	☼	02/19/16 07:12	02/26/16 12:29	1
4-Nitroaniline	<0.37		0.37	0.16	mg/Kg	☼	02/19/16 07:12	02/26/16 12:29	1
4-Bromophenyl phenyl ether	<0.19		0.19	0.049	mg/Kg	☼	02/19/16 07:12	02/26/16 12:29	1
Hexachlorobenzene	<0.075		0.075	0.0086	mg/Kg	☼	02/19/16 07:12	02/26/16 12:29	1
Diethyl phthalate	<0.19		0.19	0.063	mg/Kg	☼	02/19/16 07:12	02/26/16 12:29	1
4-Chlorophenyl phenyl ether	<0.19		0.19	0.043	mg/Kg	☼	02/19/16 07:12	02/26/16 12:29	1
Pentachlorophenol	<0.75		0.75	0.60	mg/Kg	☼	02/19/16 07:12	02/26/16 12:29	1
N-Nitrosodiphenylamine	<0.19		0.19	0.044	mg/Kg	☼	02/19/16 07:12	02/26/16 12:29	1
4,6-Dinitro-2-methylphenol	<0.75		0.75	0.30	mg/Kg	☼	02/19/16 07:12	02/26/16 12:29	1
Phenanthrene	0.089		0.037	0.0052	mg/Kg	☼	02/19/16 07:12	02/26/16 12:29	1
Anthracene	0.017 J		0.037	0.0062	mg/Kg	☼	02/19/16 07:12	02/26/16 12:29	1
Carbazole	<0.19		0.19	0.093	mg/Kg	☼	02/19/16 07:12	02/26/16 12:29	1
Di-n-butyl phthalate	<0.19		0.19	0.057	mg/Kg	☼	02/19/16 07:12	02/26/16 12:29	1
Fluoranthene	0.21		0.037	0.0069	mg/Kg	☼	02/19/16 07:12	02/26/16 12:29	1
Pyrene	0.26		0.037	0.0074	mg/Kg	☼	02/19/16 07:12	02/26/16 12:29	1
Butyl benzyl phthalate	<0.19		0.19	0.071	mg/Kg	☼	02/19/16 07:12	02/26/16 12:29	1
Benzo[a]anthracene	0.092		0.037	0.0050	mg/Kg	☼	02/19/16 07:12	02/26/16 12:29	1

TestAmerica Chicago

Client Sample Results

Client: Ecology and Environment, Inc.
Project/Site: IDOT - IL 38 - WO 008

TestAmerica Job ID: 500-107595-2

Client Sample ID: 3011-39-B04 (0-1)

Lab Sample ID: 500-107595-8

Date Collected: 02/15/16 11:15

Matrix: Solid

Date Received: 02/16/16 08:00

Percent Solids: 88.1

Method: 8270D - Semivolatile Organic Compounds (GC/MS) (Continued)

Analyte	Result	Qualifier	RL	MDL	Unit	D	Prepared	Analyzed	Dil Fac
Chrysene	0.13		0.037	0.010	mg/Kg	☼	02/19/16 07:12	02/26/16 12:29	1
3,3'-Dichlorobenzidine	<0.19		0.19	0.052	mg/Kg	☼	02/19/16 07:12	02/26/16 12:29	1
Bis(2-ethylhexyl) phthalate	<0.19		0.19	0.068	mg/Kg	☼	02/19/16 07:12	02/26/16 12:29	1
Di-n-octyl phthalate	<0.19		0.19	0.061	mg/Kg	☼	02/19/16 07:12	02/26/16 12:29	1
Benzo[b]fluoranthene	0.23		0.037	0.0080	mg/Kg	☼	02/19/16 07:12	02/26/16 12:29	1
Benzo[k]fluoranthene	0.099		0.037	0.011	mg/Kg	☼	02/19/16 07:12	02/26/16 12:29	1
Benzo[a]pyrene	0.13		0.037	0.0072	mg/Kg	☼	02/19/16 07:12	02/26/16 12:29	1
Indeno[1,2,3-cd]pyrene	0.067		0.037	0.0096	mg/Kg	☼	02/19/16 07:12	02/26/16 12:29	1
Dibenz(a,h)anthracene	0.018	J	0.037	0.0072	mg/Kg	☼	02/19/16 07:12	02/26/16 12:29	1
Benzo[g,h,i]perylene	0.072		0.037	0.012	mg/Kg	☼	02/19/16 07:12	02/26/16 12:29	1
3 & 4 Methylphenol	<0.19		0.19	0.062	mg/Kg	☼	02/19/16 07:12	02/26/16 12:29	1

Surrogate	%Recovery	Qualifier	Limits	Prepared	Analyzed	Dil Fac
2-Fluorophenol	87		25 - 110	02/19/16 07:12	02/26/16 12:29	1
Phenol-d5	83		31 - 110	02/19/16 07:12	02/26/16 12:29	1
Nitrobenzene-d5	75		25 - 115	02/19/16 07:12	02/26/16 12:29	1
2-Fluorobiphenyl	79		25 - 119	02/19/16 07:12	02/26/16 12:29	1
2,4,6-Tribromophenol	82		35 - 137	02/19/16 07:12	02/26/16 12:29	1
Terphenyl-d14	158	X	36 - 134	02/19/16 07:12	02/26/16 12:29	1

Method: 6010B - Metals (ICP)

Analyte	Result	Qualifier	RL	MDL	Unit	D	Prepared	Analyzed	Dil Fac
Antimony	0.48	J	1.1	0.24	mg/Kg	☼	02/21/16 17:45	02/24/16 21:22	1
Arsenic	2.7		0.57	0.26	mg/Kg	☼	02/21/16 17:45	02/24/16 21:22	1
Barium	54		0.57	0.10	mg/Kg	☼	02/21/16 17:45	02/24/16 21:22	1
Beryllium	0.21	J	0.23	0.049	mg/Kg	☼	02/21/16 17:45	02/24/16 21:22	1
Boron	8.3		2.8	0.40	mg/Kg	☼	02/21/16 17:45	02/24/16 21:22	1
Cadmium	0.20		0.11	0.033	mg/Kg	☼	02/21/16 17:45	02/24/16 21:22	1
Calcium	140000		110	36	mg/Kg	☼	02/21/16 17:45	02/25/16 13:57	10
Chromium	8.8	B	0.57	0.097	mg/Kg	☼	02/21/16 17:45	02/24/16 21:22	1
Cobalt	3.8		0.28	0.064	mg/Kg	☼	02/21/16 17:45	02/24/16 21:22	1
Copper	12		0.57	0.12	mg/Kg	☼	02/21/16 17:45	02/24/16 21:22	1
Iron	7400		11	4.4	mg/Kg	☼	02/21/16 17:45	02/24/16 21:22	1
Lead	53		0.28	0.14	mg/Kg	☼	02/21/16 17:45	02/24/16 21:22	1
Magnesium	79000		57	23	mg/Kg	☼	02/21/16 17:45	02/25/16 13:57	10
Manganese	340		0.57	0.11	mg/Kg	☼	02/21/16 17:45	02/24/16 21:22	1
Nickel	8.9		0.57	0.15	mg/Kg	☼	02/21/16 17:45	02/24/16 21:22	1
Potassium	560		28	4.6	mg/Kg	☼	02/21/16 17:45	02/24/16 21:22	1
Selenium	0.51	J	0.57	0.28	mg/Kg	☼	02/21/16 17:45	02/24/16 21:22	1
Silver	0.41		0.28	0.066	mg/Kg	☼	02/21/16 17:45	02/24/16 21:22	1
Sodium	1300		57	7.5	mg/Kg	☼	02/21/16 17:45	02/24/16 21:22	1
Thallium	<0.57		0.57	0.28	mg/Kg	☼	02/21/16 17:45	02/24/16 21:22	1
Vanadium	12		0.28	0.083	mg/Kg	☼	02/21/16 17:45	02/24/16 21:22	1
Zinc	45		1.1	0.36	mg/Kg	☼	02/21/16 17:45	02/24/16 21:22	1

Method: 6010B - Metals (ICP) - TCLP

Analyte	Result	Qualifier	RL	MDL	Unit	D	Prepared	Analyzed	Dil Fac
Barium	0.39	J	0.50	0.050	mg/L		02/22/16 09:43	02/23/16 03:33	1
Beryllium	<0.0040		0.0040	0.0040	mg/L		02/22/16 09:43	02/23/16 03:33	1
Boron	0.093	J	0.50	0.050	mg/L		02/22/16 09:43	02/23/16 03:33	1

TestAmerica Chicago

Client Sample Results

Client: Ecology and Environment, Inc.
Project/Site: IDOT - IL 38 - WO 008

TestAmerica Job ID: 500-107595-2

Client Sample ID: 3011-39-B04 (0-1)

Lab Sample ID: 500-107595-8

Date Collected: 02/15/16 11:15

Matrix: Solid

Date Received: 02/16/16 08:00

Percent Solids: 88.1

Method: 6010B - Metals (ICP) - TCLP (Continued)

Analyte	Result	Qualifier	RL	MDL	Unit	D	Prepared	Analyzed	Dil Fac
Cadmium	<0.0050		0.0050	0.0020	mg/L		02/22/16 09:43	02/23/16 03:33	1
Chromium	<0.025		0.025	0.010	mg/L		02/22/16 09:43	02/23/16 03:33	1
Cobalt	<0.025		0.025	0.010	mg/L		02/22/16 09:43	02/23/16 03:33	1
Iron	<0.40		0.40	0.20	mg/L		02/22/16 09:43	02/23/16 03:33	1
Lead	<0.0075		0.0075	0.0075	mg/L		02/22/16 09:43	02/23/16 03:33	1
Manganese	0.79		0.025	0.010	mg/L		02/22/16 09:43	02/23/16 03:33	1
Nickel	<0.025		0.025	0.010	mg/L		02/22/16 09:43	02/23/16 03:33	1
Selenium	<0.050		0.050	0.020	mg/L		02/22/16 09:43	02/23/16 03:33	1
Silver	<0.025		0.025	0.010	mg/L		02/22/16 09:43	02/23/16 03:33	1
Zinc	0.041	J	0.50	0.020	mg/L		02/22/16 09:43	02/23/16 03:33	1

Method: 6010B - Metals (ICP) - SPLP East

Analyte	Result	Qualifier	RL	MDL	Unit	D	Prepared	Analyzed	Dil Fac
Manganese	0.13		0.025	0.010	mg/L		02/22/16 09:48	02/24/16 00:59	1

Method: 6020A - Metals (ICP/MS) - TCLP

Analyte	Result	Qualifier	RL	MDL	Unit	D	Prepared	Analyzed	Dil Fac
Antimony	<0.0060		0.0060	0.0060	mg/L		02/22/16 09:43	02/23/16 13:45	1
Thallium	<0.0020		0.0020	0.0020	mg/L		02/22/16 09:43	02/23/16 13:45	1

Method: 7470A - TCLP Mercury - TCLP

Analyte	Result	Qualifier	RL	MDL	Unit	D	Prepared	Analyzed	Dil Fac
Mercury	<0.00020		0.00020	0.00020	mg/L		02/22/16 15:15	02/23/16 12:18	1

Method: 7471B - Mercury (CVAA)

Analyte	Result	Qualifier	RL	MDL	Unit	D	Prepared	Analyzed	Dil Fac
Mercury	<0.019		0.019	0.0099	mg/Kg	☼	02/19/16 16:00	02/22/16 13:23	1

General Chemistry

Analyte	Result	Qualifier	RL	MDL	Unit	D	Prepared	Analyzed	Dil Fac
pH	8.43		0.200	0.200	SU			02/18/16 19:44	1

Client Sample Results

Client: Ecology and Environment, Inc.
Project/Site: IDOT - IL 38 - WO 008

TestAmerica Job ID: 500-107595-2

Client Sample ID: 3011-39-B01 (0-1)

Lab Sample ID: 500-107595-9

Date Collected: 02/15/16 12:40

Matrix: Solid

Date Received: 02/16/16 08:00

Percent Solids: 87.1

Method: 8260B - Volatile Organic Compounds (GC/MS)

Analyte	Result	Qualifier	RL	MDL	Unit	D	Prepared	Analyzed	Dil Fac
Acetone	<0.019		0.019	0.0037	mg/Kg	☼	02/16/16 08:50	02/20/16 21:52	1
Benzene	<0.0048		0.0048	0.0011	mg/Kg	☼	02/16/16 08:50	02/20/16 21:52	1
Bromodichloromethane	<0.0048		0.0048	0.00080	mg/Kg	☼	02/16/16 08:50	02/20/16 21:52	1
Bromoform	<0.0048		0.0048	0.00097	mg/Kg	☼	02/16/16 08:50	02/20/16 21:52	1
Bromomethane	<0.0048		0.0048	0.0018	mg/Kg	☼	02/16/16 08:50	02/20/16 21:52	1
2-Butanone (MEK)	<0.0048		0.0048	0.0017	mg/Kg	☼	02/16/16 08:50	02/20/16 21:52	1
Carbon disulfide	<0.0048		0.0048	0.0018	mg/Kg	☼	02/16/16 08:50	02/20/16 21:52	1
Carbon tetrachloride	<0.0048		0.0048	0.0010	mg/Kg	☼	02/16/16 08:50	02/20/16 21:52	1
Chlorobenzene	<0.0048		0.0048	0.0011	mg/Kg	☼	02/16/16 08:50	02/20/16 21:52	1
Chloroethane	<0.0048		0.0048	0.0020	mg/Kg	☼	02/16/16 08:50	02/20/16 21:52	1
Chloroform	<0.0048		0.0048	0.00093	mg/Kg	☼	02/16/16 08:50	02/20/16 21:52	1
Chloromethane	<0.0048	*	0.0048	0.0011	mg/Kg	☼	02/16/16 08:50	02/20/16 21:52	1
cis-1,2-Dichloroethene	<0.0048		0.0048	0.00097	mg/Kg	☼	02/16/16 08:50	02/20/16 21:52	1
cis-1,3-Dichloropropene	<0.0048		0.0048	0.0011	mg/Kg	☼	02/16/16 08:50	02/20/16 21:52	1
Dibromochloromethane	<0.0048		0.0048	0.00055	mg/Kg	☼	02/16/16 08:50	02/20/16 21:52	1
1,1-Dichloroethane	<0.0048		0.0048	0.00098	mg/Kg	☼	02/16/16 08:50	02/20/16 21:52	1
1,2-Dichloroethane	<0.0048		0.0048	0.00071	mg/Kg	☼	02/16/16 08:50	02/20/16 21:52	1
1,1-Dichloroethene	<0.0048		0.0048	0.0017	mg/Kg	☼	02/16/16 08:50	02/20/16 21:52	1
1,2-Dichloropropane	<0.0048		0.0048	0.0012	mg/Kg	☼	02/16/16 08:50	02/20/16 21:52	1
1,3-Dichloropropene, Total	<0.0048		0.0048	0.0013	mg/Kg	☼	02/16/16 08:50	02/20/16 21:52	1
Ethylbenzene	<0.0048		0.0048	0.0012	mg/Kg	☼	02/16/16 08:50	02/20/16 21:52	1
2-Hexanone	<0.0048		0.0048	0.0015	mg/Kg	☼	02/16/16 08:50	02/20/16 21:52	1
Methylene Chloride	<0.0048		0.0048	0.0036	mg/Kg	☼	02/16/16 08:50	02/20/16 21:52	1
4-Methyl-2-pentanone (MIBK)	<0.0048		0.0048	0.00098	mg/Kg	☼	02/16/16 08:50	02/20/16 21:52	1
Methyl tert-butyl ether	<0.0048		0.0048	0.0011	mg/Kg	☼	02/16/16 08:50	02/20/16 21:52	1
Styrene	<0.0048		0.0048	0.0011	mg/Kg	☼	02/16/16 08:50	02/20/16 21:52	1
1,1,2,2-Tetrachloroethane	<0.0048		0.0048	0.00076	mg/Kg	☼	02/16/16 08:50	02/20/16 21:52	1
Tetrachloroethene	<0.0048		0.0048	0.00099	mg/Kg	☼	02/16/16 08:50	02/20/16 21:52	1
Toluene	<0.0048		0.0048	0.0017	mg/Kg	☼	02/16/16 08:50	02/20/16 21:52	1
trans-1,2-Dichloroethene	<0.0048		0.0048	0.0012	mg/Kg	☼	02/16/16 08:50	02/20/16 21:52	1
trans-1,3-Dichloropropene	<0.0048		0.0048	0.0013	mg/Kg	☼	02/16/16 08:50	02/20/16 21:52	1
1,1,1-Trichloroethane	<0.0048		0.0048	0.0011	mg/Kg	☼	02/16/16 08:50	02/20/16 21:52	1
1,1,2-Trichloroethane	<0.0048		0.0048	0.00092	mg/Kg	☼	02/16/16 08:50	02/20/16 21:52	1
Trichloroethene	<0.0048		0.0048	0.0013	mg/Kg	☼	02/16/16 08:50	02/20/16 21:52	1
Vinyl acetate	<0.0048		0.0048	0.0013	mg/Kg	☼	02/16/16 08:50	02/20/16 21:52	1
Vinyl chloride	<0.0048		0.0048	0.0011	mg/Kg	☼	02/16/16 08:50	02/20/16 21:52	1
Xylenes, Total	<0.0095		0.0095	0.0018	mg/Kg	☼	02/16/16 08:50	02/20/16 21:52	1

Surrogate	%Recovery	Qualifier	Limits	Prepared	Analyzed	Dil Fac
4-Bromofluorobenzene (Surr)	96		70 - 122	02/16/16 08:50	02/20/16 21:52	1
Dibromofluoromethane	90		75 - 120	02/16/16 08:50	02/20/16 21:52	1
1,2-Dichloroethane-d4 (Surr)	82		70 - 134	02/16/16 08:50	02/20/16 21:52	1
Toluene-d8 (Surr)	107		75 - 122	02/16/16 08:50	02/20/16 21:52	1

Method: 8270D - Semivolatile Organic Compounds (GC/MS)

Analyte	Result	Qualifier	RL	MDL	Unit	D	Prepared	Analyzed	Dil Fac
Phenol	<0.18		0.18	0.081	mg/Kg	☼	02/19/16 07:12	02/26/16 15:19	1
Bis(2-chloroethyl)ether	<0.18		0.18	0.055	mg/Kg	☼	02/19/16 07:12	02/26/16 15:19	1
1,3-Dichlorobenzene	<0.18		0.18	0.041	mg/Kg	☼	02/19/16 07:12	02/26/16 15:19	1
1,4-Dichlorobenzene	<0.18		0.18	0.047	mg/Kg	☼	02/19/16 07:12	02/26/16 15:19	1

TestAmerica Chicago

Client Sample Results

Client: Ecology and Environment, Inc.
Project/Site: IDOT - IL 38 - WO 008

TestAmerica Job ID: 500-107595-2

Client Sample ID: 3011-39-B01 (0-1)

Lab Sample ID: 500-107595-9

Date Collected: 02/15/16 12:40

Matrix: Solid

Date Received: 02/16/16 08:00

Percent Solids: 87.1

Method: 8270D - Semivolatile Organic Compounds (GC/MS) (Continued)

Analyte	Result	Qualifier	RL	MDL	Unit	D	Prepared	Analyzed	Dil Fac
1,2-Dichlorobenzene	<0.18		0.18	0.044	mg/Kg	☼	02/19/16 07:12	02/26/16 15:19	1
2-Methylphenol	<0.18		0.18	0.059	mg/Kg	☼	02/19/16 07:12	02/26/16 15:19	1
2,2'-oxybis[1-chloropropane]	<0.18		0.18	0.042	mg/Kg	☼	02/19/16 07:12	02/26/16 15:19	1
N-Nitrosodi-n-propylamine	<0.074		0.074	0.045	mg/Kg	☼	02/19/16 07:12	02/26/16 15:19	1
Hexachloroethane	<0.18		0.18	0.056	mg/Kg	☼	02/19/16 07:12	02/26/16 15:19	1
2-Chlorophenol	<0.18		0.18	0.063	mg/Kg	☼	02/19/16 07:12	02/26/16 15:19	1
Nitrobenzene	<0.036		0.036	0.0091	mg/Kg	☼	02/19/16 07:12	02/26/16 15:19	1
Bis(2-chloroethoxy)methane	<0.18		0.18	0.037	mg/Kg	☼	02/19/16 07:12	02/26/16 15:19	1
1,2,4-Trichlorobenzene	<0.18		0.18	0.039	mg/Kg	☼	02/19/16 07:12	02/26/16 15:19	1
Isophorone	<0.18		0.18	0.041	mg/Kg	☼	02/19/16 07:12	02/26/16 15:19	1
2,4-Dimethylphenol	<0.36		0.36	0.14	mg/Kg	☼	02/19/16 07:12	02/26/16 15:19	1
Hexachlorobutadiene	<0.18		0.18	0.058	mg/Kg	☼	02/19/16 07:12	02/26/16 15:19	1
Naphthalene	<0.036		0.036	0.0056	mg/Kg	☼	02/19/16 07:12	02/26/16 15:19	1
2,4-Dichlorophenol	<0.36		0.36	0.087	mg/Kg	☼	02/19/16 07:12	02/26/16 15:19	1
4-Chloroaniline	<0.74		0.74	0.17	mg/Kg	☼	02/19/16 07:12	02/26/16 15:19	1
2,4,6-Trichlorophenol	<0.36		0.36	0.13	mg/Kg	☼	02/19/16 07:12	02/26/16 15:19	1
2,4,5-Trichlorophenol	<0.36		0.36	0.084	mg/Kg	☼	02/19/16 07:12	02/26/16 15:19	1
Hexachlorocyclopentadiene	<0.74		0.74	0.21	mg/Kg	☼	02/19/16 07:12	02/26/16 15:19	1
2-Methylnaphthalene	<0.036		0.036	0.0067	mg/Kg	☼	02/19/16 07:12	02/26/16 15:19	1
2-Nitroaniline	<0.18		0.18	0.049	mg/Kg	☼	02/19/16 07:12	02/26/16 15:19	1
2-Chloronaphthalene	<0.18		0.18	0.040	mg/Kg	☼	02/19/16 07:12	02/26/16 15:19	1
4-Chloro-3-methylphenol	<0.36		0.36	0.12	mg/Kg	☼	02/19/16 07:12	02/26/16 15:19	1
2,6-Dinitrotoluene	<0.18		0.18	0.072	mg/Kg	☼	02/19/16 07:12	02/26/16 15:19	1
2-Nitrophenol	<0.36		0.36	0.087	mg/Kg	☼	02/19/16 07:12	02/26/16 15:19	1
3-Nitroaniline	<0.36		0.36	0.11	mg/Kg	☼	02/19/16 07:12	02/26/16 15:19	1
Dimethyl phthalate	<0.18		0.18	0.048	mg/Kg	☼	02/19/16 07:12	02/26/16 15:19	1
2,4-Dinitrophenol	<0.74		0.74	0.65	mg/Kg	☼	02/19/16 07:12	02/26/16 15:19	1
Acenaphthylene	<0.036		0.036	0.0048	mg/Kg	☼	02/19/16 07:12	02/26/16 15:19	1
2,4-Dinitrotoluene	<0.18		0.18	0.058	mg/Kg	☼	02/19/16 07:12	02/26/16 15:19	1
Acenaphthene	<0.036		0.036	0.0066	mg/Kg	☼	02/19/16 07:12	02/26/16 15:19	1
Dibenzofuran	<0.18		0.18	0.043	mg/Kg	☼	02/19/16 07:12	02/26/16 15:19	1
4-Nitrophenol	<0.74		0.74	0.35	mg/Kg	☼	02/19/16 07:12	02/26/16 15:19	1
Fluorene	<0.036		0.036	0.0052	mg/Kg	☼	02/19/16 07:12	02/26/16 15:19	1
4-Nitroaniline	<0.36		0.36	0.15	mg/Kg	☼	02/19/16 07:12	02/26/16 15:19	1
4-Bromophenyl phenyl ether	<0.18		0.18	0.048	mg/Kg	☼	02/19/16 07:12	02/26/16 15:19	1
Hexachlorobenzene	<0.074		0.074	0.0085	mg/Kg	☼	02/19/16 07:12	02/26/16 15:19	1
Diethyl phthalate	<0.18		0.18	0.062	mg/Kg	☼	02/19/16 07:12	02/26/16 15:19	1
4-Chlorophenyl phenyl ether	<0.18		0.18	0.043	mg/Kg	☼	02/19/16 07:12	02/26/16 15:19	1
Pentachlorophenol	<0.74		0.74	0.59	mg/Kg	☼	02/19/16 07:12	02/26/16 15:19	1
N-Nitrosodiphenylamine	<0.18		0.18	0.043	mg/Kg	☼	02/19/16 07:12	02/26/16 15:19	1
4,6-Dinitro-2-methylphenol	<0.74		0.74	0.29	mg/Kg	☼	02/19/16 07:12	02/26/16 15:19	1
Phenanthrene	0.047		0.036	0.0051	mg/Kg	☼	02/19/16 07:12	02/26/16 15:19	1
Anthracene	0.011 J		0.036	0.0061	mg/Kg	☼	02/19/16 07:12	02/26/16 15:19	1
Carbazole	<0.18		0.18	0.092	mg/Kg	☼	02/19/16 07:12	02/26/16 15:19	1
Di-n-butyl phthalate	<0.18		0.18	0.056	mg/Kg	☼	02/19/16 07:12	02/26/16 15:19	1
Fluoranthene	0.079		0.036	0.0068	mg/Kg	☼	02/19/16 07:12	02/26/16 15:19	1
Pyrene	0.18		0.036	0.0073	mg/Kg	☼	02/19/16 07:12	02/26/16 15:19	1
Butyl benzyl phthalate	<0.18		0.18	0.070	mg/Kg	☼	02/19/16 07:12	02/26/16 15:19	1
Benzo[a]anthracene	0.058		0.036	0.0049	mg/Kg	☼	02/19/16 07:12	02/26/16 15:19	1

TestAmerica Chicago

Client Sample Results

Client: Ecology and Environment, Inc.
Project/Site: IDOT - IL 38 - WO 008

TestAmerica Job ID: 500-107595-2

Client Sample ID: 3011-39-B01 (0-1)

Lab Sample ID: 500-107595-9

Date Collected: 02/15/16 12:40

Matrix: Solid

Date Received: 02/16/16 08:00

Percent Solids: 87.1

Method: 8270D - Semivolatile Organic Compounds (GC/MS) (Continued)

Analyte	Result	Qualifier	RL	MDL	Unit	D	Prepared	Analyzed	Dil Fac
Chrysene	0.074		0.036	0.010	mg/Kg	☼	02/19/16 07:12	02/26/16 15:19	1
3,3'-Dichlorobenzidine	<0.18		0.18	0.051	mg/Kg	☼	02/19/16 07:12	02/26/16 15:19	1
Bis(2-ethylhexyl) phthalate	<0.18		0.18	0.067	mg/Kg	☼	02/19/16 07:12	02/26/16 15:19	1
Di-n-octyl phthalate	<0.18		0.18	0.060	mg/Kg	☼	02/19/16 07:12	02/26/16 15:19	1
Benzo[b]fluoranthene	0.16		0.036	0.0079	mg/Kg	☼	02/19/16 07:12	02/26/16 15:19	1
Benzo[k]fluoranthene	0.063		0.036	0.011	mg/Kg	☼	02/19/16 07:12	02/26/16 15:19	1
Benzo[a]pyrene	0.089		0.036	0.0071	mg/Kg	☼	02/19/16 07:12	02/26/16 15:19	1
Indeno[1,2,3-cd]pyrene	0.083		0.036	0.0095	mg/Kg	☼	02/19/16 07:12	02/26/16 15:19	1
Dibenz(a,h)anthracene	<0.036		0.036	0.0071	mg/Kg	☼	02/19/16 07:12	02/26/16 15:19	1
Benzo[g,h,i]perylene	0.095		0.036	0.012	mg/Kg	☼	02/19/16 07:12	02/26/16 15:19	1
3 & 4 Methylphenol	<0.18		0.18	0.061	mg/Kg	☼	02/19/16 07:12	02/26/16 15:19	1

Surrogate	%Recovery	Qualifier	Limits	Prepared	Analyzed	Dil Fac
2-Fluorophenol	89		25 - 110	02/19/16 07:12	02/26/16 15:19	1
Phenol-d5	86		31 - 110	02/19/16 07:12	02/26/16 15:19	1
Nitrobenzene-d5	77		25 - 115	02/19/16 07:12	02/26/16 15:19	1
2-Fluorobiphenyl	80		25 - 119	02/19/16 07:12	02/26/16 15:19	1
2,4,6-Tribromophenol	82		35 - 137	02/19/16 07:12	02/26/16 15:19	1
Terphenyl-d14	204	X	36 - 134	02/19/16 07:12	02/26/16 15:19	1

Method: 6010B - Metals (ICP)

Analyte	Result	Qualifier	RL	MDL	Unit	D	Prepared	Analyzed	Dil Fac
Antimony	0.34	J	1.1	0.23	mg/Kg	☼	02/21/16 17:45	02/24/16 21:28	1
Arsenic	3.5		0.56	0.26	mg/Kg	☼	02/21/16 17:45	02/24/16 21:28	1
Barium	54		0.56	0.10	mg/Kg	☼	02/21/16 17:45	02/24/16 21:28	1
Beryllium	0.22		0.22	0.049	mg/Kg	☼	02/21/16 17:45	02/24/16 21:28	1
Boron	8.0		2.8	0.39	mg/Kg	☼	02/21/16 17:45	02/24/16 21:28	1
Cadmium	0.18		0.11	0.032	mg/Kg	☼	02/21/16 17:45	02/24/16 21:28	1
Calcium	130000		110	36	mg/Kg	☼	02/21/16 17:45	02/25/16 14:01	10
Chromium	13	B	0.56	0.096	mg/Kg	☼	02/21/16 17:45	02/24/16 21:28	1
Cobalt	4.4		0.28	0.063	mg/Kg	☼	02/21/16 17:45	02/24/16 21:28	1
Copper	13		0.56	0.12	mg/Kg	☼	02/21/16 17:45	02/24/16 21:28	1
Iron	8500		11	4.3	mg/Kg	☼	02/21/16 17:45	02/24/16 21:28	1
Lead	70		0.28	0.14	mg/Kg	☼	02/21/16 17:45	02/24/16 21:28	1
Magnesium	72000		56	23	mg/Kg	☼	02/21/16 17:45	02/25/16 14:01	10
Manganese	400		0.56	0.11	mg/Kg	☼	02/21/16 17:45	02/24/16 21:28	1
Nickel	9.8		0.56	0.15	mg/Kg	☼	02/21/16 17:45	02/24/16 21:28	1
Potassium	550		28	4.6	mg/Kg	☼	02/21/16 17:45	02/24/16 21:28	1
Selenium	<0.56		0.56	0.28	mg/Kg	☼	02/21/16 17:45	02/24/16 21:28	1
Silver	<0.28		0.28	0.066	mg/Kg	☼	02/21/16 17:45	02/24/16 21:28	1
Sodium	1900		56	7.4	mg/Kg	☼	02/21/16 17:45	02/24/16 21:28	1
Thallium	<0.56		0.56	0.28	mg/Kg	☼	02/21/16 17:45	02/24/16 21:28	1
Vanadium	14		0.28	0.082	mg/Kg	☼	02/21/16 17:45	02/24/16 21:28	1
Zinc	49		1.1	0.36	mg/Kg	☼	02/21/16 17:45	02/24/16 21:28	1

Method: 6010B - Metals (ICP) - TCLP

Analyte	Result	Qualifier	RL	MDL	Unit	D	Prepared	Analyzed	Dil Fac
Barium	0.46	J	0.50	0.050	mg/L		02/22/16 09:43	02/23/16 03:39	1
Beryllium	<0.0040		0.0040	0.0040	mg/L		02/22/16 09:43	02/23/16 03:39	1
Boron	0.080	J	0.50	0.050	mg/L		02/22/16 09:43	02/23/16 03:39	1

TestAmerica Chicago

Client Sample Results

Client: Ecology and Environment, Inc.
Project/Site: IDOT - IL 38 - WO 008

TestAmerica Job ID: 500-107595-2

Client Sample ID: 3011-39-B01 (0-1)

Lab Sample ID: 500-107595-9

Date Collected: 02/15/16 12:40

Matrix: Solid

Date Received: 02/16/16 08:00

Percent Solids: 87.1

Method: 6010B - Metals (ICP) - TCLP (Continued)

Analyte	Result	Qualifier	RL	MDL	Unit	D	Prepared	Analyzed	Dil Fac
Cadmium	<0.0050		0.0050	0.0020	mg/L		02/22/16 09:43	02/23/16 03:39	1
Chromium	<0.025		0.025	0.010	mg/L		02/22/16 09:43	02/23/16 03:39	1
Cobalt	<0.025		0.025	0.010	mg/L		02/22/16 09:43	02/23/16 03:39	1
Iron	<0.40		0.40	0.20	mg/L		02/22/16 09:43	02/23/16 03:39	1
Lead	<0.0075		0.0075	0.0075	mg/L		02/22/16 09:43	02/23/16 03:39	1
Manganese	0.63		0.025	0.010	mg/L		02/22/16 09:43	02/23/16 03:39	1
Nickel	<0.025		0.025	0.010	mg/L		02/22/16 09:43	02/23/16 03:39	1
Selenium	<0.050		0.050	0.020	mg/L		02/22/16 09:43	02/23/16 03:39	1
Silver	<0.025		0.025	0.010	mg/L		02/22/16 09:43	02/23/16 03:39	1
Zinc	0.051	J	0.50	0.020	mg/L		02/22/16 09:43	02/23/16 03:39	1

Method: 6010B - Metals (ICP) - SPLP East

Analyte	Result	Qualifier	RL	MDL	Unit	D	Prepared	Analyzed	Dil Fac
Manganese	1.1		0.025	0.010	mg/L		02/22/16 09:48	02/24/16 01:05	1

Method: 6020A - Metals (ICP/MS) - TCLP

Analyte	Result	Qualifier	RL	MDL	Unit	D	Prepared	Analyzed	Dil Fac
Antimony	<0.0060		0.0060	0.0060	mg/L		02/22/16 09:43	02/23/16 13:49	1
Thallium	<0.0020		0.0020	0.0020	mg/L		02/22/16 09:43	02/23/16 13:49	1

Method: 7470A - TCLP Mercury - TCLP

Analyte	Result	Qualifier	RL	MDL	Unit	D	Prepared	Analyzed	Dil Fac
Mercury	<0.00020		0.00020	0.00020	mg/L		02/22/16 15:15	02/23/16 12:20	1

Method: 7471B - Mercury (CVAA)

Analyte	Result	Qualifier	RL	MDL	Unit	D	Prepared	Analyzed	Dil Fac
Mercury	0.016	J	0.017	0.0087	mg/Kg	☼	02/19/16 16:00	02/22/16 13:26	1

General Chemistry

Analyte	Result	Qualifier	RL	MDL	Unit	D	Prepared	Analyzed	Dil Fac
pH	8.37		0.200	0.200	SU			02/19/16 21:10	1

Client Sample Results

Client: Ecology and Environment, Inc.
Project/Site: IDOT - IL 38 - WO 008

TestAmerica Job ID: 500-107595-2

Client Sample ID: 3011-39-B01 (0-1)D

Lab Sample ID: 500-107595-10

Date Collected: 02/15/16 12:40

Matrix: Solid

Date Received: 02/16/16 08:00

Percent Solids: 86.7

Method: 8260B - Volatile Organic Compounds (GC/MS)

Analyte	Result	Qualifier	RL	MDL	Unit	D	Prepared	Analyzed	Dil Fac
Acetone	<0.020		0.020	0.0038	mg/Kg	☼	02/16/16 08:50	02/20/16 22:17	1
Benzene	<0.0049		0.0049	0.0011	mg/Kg	☼	02/16/16 08:50	02/20/16 22:17	1
Bromodichloromethane	<0.0049		0.0049	0.00084	mg/Kg	☼	02/16/16 08:50	02/20/16 22:17	1
Bromoform	<0.0049		0.0049	0.0010	mg/Kg	☼	02/16/16 08:50	02/20/16 22:17	1
Bromomethane	<0.0049		0.0049	0.0018	mg/Kg	☼	02/16/16 08:50	02/20/16 22:17	1
2-Butanone (MEK)	<0.0049		0.0049	0.0018	mg/Kg	☼	02/16/16 08:50	02/20/16 22:17	1
Carbon disulfide	<0.0049		0.0049	0.0018	mg/Kg	☼	02/16/16 08:50	02/20/16 22:17	1
Carbon tetrachloride	<0.0049		0.0049	0.0011	mg/Kg	☼	02/16/16 08:50	02/20/16 22:17	1
Chlorobenzene	<0.0049		0.0049	0.0012	mg/Kg	☼	02/16/16 08:50	02/20/16 22:17	1
Chloroethane	<0.0049		0.0049	0.0021	mg/Kg	☼	02/16/16 08:50	02/20/16 22:17	1
Chloroform	<0.0049		0.0049	0.00096	mg/Kg	☼	02/16/16 08:50	02/20/16 22:17	1
Chloromethane	<0.0049	*	0.0049	0.0012	mg/Kg	☼	02/16/16 08:50	02/20/16 22:17	1
cis-1,2-Dichloroethene	<0.0049		0.0049	0.0010	mg/Kg	☼	02/16/16 08:50	02/20/16 22:17	1
cis-1,3-Dichloropropene	<0.0049		0.0049	0.0011	mg/Kg	☼	02/16/16 08:50	02/20/16 22:17	1
Dibromochloromethane	<0.0049		0.0049	0.00057	mg/Kg	☼	02/16/16 08:50	02/20/16 22:17	1
1,1-Dichloroethane	<0.0049		0.0049	0.0010	mg/Kg	☼	02/16/16 08:50	02/20/16 22:17	1
1,2-Dichloroethane	<0.0049		0.0049	0.00073	mg/Kg	☼	02/16/16 08:50	02/20/16 22:17	1
1,1-Dichloroethene	<0.0049		0.0049	0.0018	mg/Kg	☼	02/16/16 08:50	02/20/16 22:17	1
1,2-Dichloropropane	<0.0049		0.0049	0.0013	mg/Kg	☼	02/16/16 08:50	02/20/16 22:17	1
1,3-Dichloropropane, Total	<0.0049		0.0049	0.0014	mg/Kg	☼	02/16/16 08:50	02/20/16 22:17	1
Ethylbenzene	<0.0049		0.0049	0.0012	mg/Kg	☼	02/16/16 08:50	02/20/16 22:17	1
2-Hexanone	<0.0049		0.0049	0.0015	mg/Kg	☼	02/16/16 08:50	02/20/16 22:17	1
Methylene Chloride	<0.0049		0.0049	0.0037	mg/Kg	☼	02/16/16 08:50	02/20/16 22:17	1
4-Methyl-2-pentanone (MIBK)	<0.0049		0.0049	0.0010	mg/Kg	☼	02/16/16 08:50	02/20/16 22:17	1
Methyl tert-butyl ether	<0.0049		0.0049	0.0012	mg/Kg	☼	02/16/16 08:50	02/20/16 22:17	1
Styrene	<0.0049		0.0049	0.0012	mg/Kg	☼	02/16/16 08:50	02/20/16 22:17	1
1,1,2,2-Tetrachloroethane	<0.0049		0.0049	0.00079	mg/Kg	☼	02/16/16 08:50	02/20/16 22:17	1
Tetrachloroethene	<0.0049		0.0049	0.0010	mg/Kg	☼	02/16/16 08:50	02/20/16 22:17	1
Toluene	<0.0049		0.0049	0.0017	mg/Kg	☼	02/16/16 08:50	02/20/16 22:17	1
trans-1,2-Dichloroethene	<0.0049		0.0049	0.0012	mg/Kg	☼	02/16/16 08:50	02/20/16 22:17	1
trans-1,3-Dichloropropene	<0.0049		0.0049	0.0014	mg/Kg	☼	02/16/16 08:50	02/20/16 22:17	1
1,1,1-Trichloroethane	<0.0049		0.0049	0.0011	mg/Kg	☼	02/16/16 08:50	02/20/16 22:17	1
1,1,2-Trichloroethane	<0.0049		0.0049	0.00096	mg/Kg	☼	02/16/16 08:50	02/20/16 22:17	1
Trichloroethene	<0.0049		0.0049	0.0013	mg/Kg	☼	02/16/16 08:50	02/20/16 22:17	1
Vinyl acetate	<0.0049		0.0049	0.0013	mg/Kg	☼	02/16/16 08:50	02/20/16 22:17	1
Vinyl chloride	<0.0049		0.0049	0.0012	mg/Kg	☼	02/16/16 08:50	02/20/16 22:17	1
Xylenes, Total	<0.0099		0.0099	0.0018	mg/Kg	☼	02/16/16 08:50	02/20/16 22:17	1

Surrogate	%Recovery	Qualifier	Limits	Prepared	Analyzed	Dil Fac
4-Bromofluorobenzene (Surr)	93		70 - 122	02/16/16 08:50	02/20/16 22:17	1
Dibromofluoromethane	93		75 - 120	02/16/16 08:50	02/20/16 22:17	1
1,2-Dichloroethane-d4 (Surr)	85		70 - 134	02/16/16 08:50	02/20/16 22:17	1
Toluene-d8 (Surr)	107		75 - 122	02/16/16 08:50	02/20/16 22:17	1

Method: 8270D - Semivolatile Organic Compounds (GC/MS)

Analyte	Result	Qualifier	RL	MDL	Unit	D	Prepared	Analyzed	Dil Fac
Phenol	<0.18		0.18	0.082	mg/Kg	☼	02/19/16 07:12	02/26/16 15:47	1
Bis(2-chloroethyl)ether	<0.18		0.18	0.055	mg/Kg	☼	02/19/16 07:12	02/26/16 15:47	1
1,3-Dichlorobenzene	<0.18		0.18	0.041	mg/Kg	☼	02/19/16 07:12	02/26/16 15:47	1
1,4-Dichlorobenzene	<0.18		0.18	0.047	mg/Kg	☼	02/19/16 07:12	02/26/16 15:47	1

TestAmerica Chicago

Client Sample Results

Client: Ecology and Environment, Inc.
Project/Site: IDOT - IL 38 - WO 008

TestAmerica Job ID: 500-107595-2

Client Sample ID: 3011-39-B01 (0-1)D

Lab Sample ID: 500-107595-10

Date Collected: 02/15/16 12:40

Matrix: Solid

Date Received: 02/16/16 08:00

Percent Solids: 86.7

Method: 8270D - Semivolatile Organic Compounds (GC/MS) (Continued)

Analyte	Result	Qualifier	RL	MDL	Unit	D	Prepared	Analyzed	Dil Fac
1,2-Dichlorobenzene	<0.18		0.18	0.044	mg/Kg	☼	02/19/16 07:12	02/26/16 15:47	1
2-Methylphenol	<0.18		0.18	0.059	mg/Kg	☼	02/19/16 07:12	02/26/16 15:47	1
2,2'-oxybis[1-chloropropane]	<0.18		0.18	0.043	mg/Kg	☼	02/19/16 07:12	02/26/16 15:47	1
N-Nitrosodi-n-propylamine	<0.074		0.074	0.045	mg/Kg	☼	02/19/16 07:12	02/26/16 15:47	1
Hexachloroethane	<0.18		0.18	0.056	mg/Kg	☼	02/19/16 07:12	02/26/16 15:47	1
2-Chlorophenol	<0.18		0.18	0.063	mg/Kg	☼	02/19/16 07:12	02/26/16 15:47	1
Nitrobenzene	<0.037		0.037	0.0092	mg/Kg	☼	02/19/16 07:12	02/26/16 15:47	1
Bis(2-chloroethoxy)methane	<0.18		0.18	0.038	mg/Kg	☼	02/19/16 07:12	02/26/16 15:47	1
1,2,4-Trichlorobenzene	<0.18		0.18	0.040	mg/Kg	☼	02/19/16 07:12	02/26/16 15:47	1
Isophorone	<0.18		0.18	0.041	mg/Kg	☼	02/19/16 07:12	02/26/16 15:47	1
2,4-Dimethylphenol	<0.37		0.37	0.14	mg/Kg	☼	02/19/16 07:12	02/26/16 15:47	1
Hexachlorobutadiene	<0.18		0.18	0.058	mg/Kg	☼	02/19/16 07:12	02/26/16 15:47	1
Naphthalene	<0.037		0.037	0.0057	mg/Kg	☼	02/19/16 07:12	02/26/16 15:47	1
2,4-Dichlorophenol	<0.37		0.37	0.087	mg/Kg	☼	02/19/16 07:12	02/26/16 15:47	1
4-Chloroaniline	<0.74		0.74	0.17	mg/Kg	☼	02/19/16 07:12	02/26/16 15:47	1
2,4,6-Trichlorophenol	<0.37		0.37	0.13	mg/Kg	☼	02/19/16 07:12	02/26/16 15:47	1
2,4,5-Trichlorophenol	<0.37		0.37	0.084	mg/Kg	☼	02/19/16 07:12	02/26/16 15:47	1
Hexachlorocyclopentadiene	<0.74		0.74	0.21	mg/Kg	☼	02/19/16 07:12	02/26/16 15:47	1
2-Methylnaphthalene	<0.037		0.037	0.0068	mg/Kg	☼	02/19/16 07:12	02/26/16 15:47	1
2-Nitroaniline	<0.18		0.18	0.050	mg/Kg	☼	02/19/16 07:12	02/26/16 15:47	1
2-Chloronaphthalene	<0.18		0.18	0.041	mg/Kg	☼	02/19/16 07:12	02/26/16 15:47	1
4-Chloro-3-methylphenol	<0.37		0.37	0.13	mg/Kg	☼	02/19/16 07:12	02/26/16 15:47	1
2,6-Dinitrotoluene	<0.18		0.18	0.072	mg/Kg	☼	02/19/16 07:12	02/26/16 15:47	1
2-Nitrophenol	<0.37		0.37	0.087	mg/Kg	☼	02/19/16 07:12	02/26/16 15:47	1
3-Nitroaniline	<0.37		0.37	0.11	mg/Kg	☼	02/19/16 07:12	02/26/16 15:47	1
Dimethyl phthalate	<0.18		0.18	0.048	mg/Kg	☼	02/19/16 07:12	02/26/16 15:47	1
2,4-Dinitrophenol	<0.74		0.74	0.65	mg/Kg	☼	02/19/16 07:12	02/26/16 15:47	1
Acenaphthylene	<0.037		0.037	0.0049	mg/Kg	☼	02/19/16 07:12	02/26/16 15:47	1
2,4-Dinitrotoluene	<0.18		0.18	0.058	mg/Kg	☼	02/19/16 07:12	02/26/16 15:47	1
Acenaphthene	<0.037		0.037	0.0066	mg/Kg	☼	02/19/16 07:12	02/26/16 15:47	1
Dibenzofuran	<0.18		0.18	0.043	mg/Kg	☼	02/19/16 07:12	02/26/16 15:47	1
4-Nitrophenol	<0.74		0.74	0.35	mg/Kg	☼	02/19/16 07:12	02/26/16 15:47	1
Fluorene	<0.037		0.037	0.0052	mg/Kg	☼	02/19/16 07:12	02/26/16 15:47	1
4-Nitroaniline	<0.37		0.37	0.15	mg/Kg	☼	02/19/16 07:12	02/26/16 15:47	1
4-Bromophenyl phenyl ether	<0.18		0.18	0.049	mg/Kg	☼	02/19/16 07:12	02/26/16 15:47	1
Hexachlorobenzene	<0.074		0.074	0.0085	mg/Kg	☼	02/19/16 07:12	02/26/16 15:47	1
Diethyl phthalate	<0.18		0.18	0.062	mg/Kg	☼	02/19/16 07:12	02/26/16 15:47	1
4-Chlorophenyl phenyl ether	<0.18		0.18	0.043	mg/Kg	☼	02/19/16 07:12	02/26/16 15:47	1
Pentachlorophenol	<0.74		0.74	0.59	mg/Kg	☼	02/19/16 07:12	02/26/16 15:47	1
N-Nitrosodiphenylamine	<0.18		0.18	0.043	mg/Kg	☼	02/19/16 07:12	02/26/16 15:47	1
4,6-Dinitro-2-methylphenol	<0.74		0.74	0.30	mg/Kg	☼	02/19/16 07:12	02/26/16 15:47	1
Phenanthrene	0.044		0.037	0.0051	mg/Kg	☼	02/19/16 07:12	02/26/16 15:47	1
Anthracene	0.0093 J		0.037	0.0061	mg/Kg	☼	02/19/16 07:12	02/26/16 15:47	1
Carbazole	<0.18		0.18	0.092	mg/Kg	☼	02/19/16 07:12	02/26/16 15:47	1
Di-n-butyl phthalate	<0.18		0.18	0.056	mg/Kg	☼	02/19/16 07:12	02/26/16 15:47	1
Fluoranthene	0.069		0.037	0.0068	mg/Kg	☼	02/19/16 07:12	02/26/16 15:47	1
Pyrene	0.17		0.037	0.0073	mg/Kg	☼	02/19/16 07:12	02/26/16 15:47	1
Butyl benzyl phthalate	<0.18		0.18	0.070	mg/Kg	☼	02/19/16 07:12	02/26/16 15:47	1
Benzo[a]anthracene	0.057		0.037	0.0050	mg/Kg	☼	02/19/16 07:12	02/26/16 15:47	1

TestAmerica Chicago

Client Sample Results

Client: Ecology and Environment, Inc.
Project/Site: IDOT - IL 38 - WO 008

TestAmerica Job ID: 500-107595-2

Client Sample ID: 3011-39-B01 (0-1)D

Lab Sample ID: 500-107595-10

Date Collected: 02/15/16 12:40

Matrix: Solid

Date Received: 02/16/16 08:00

Percent Solids: 86.7

Method: 8270D - Semivolatile Organic Compounds (GC/MS) (Continued)

Analyte	Result	Qualifier	RL	MDL	Unit	D	Prepared	Analyzed	Dil Fac
Chrysene	0.078		0.037	0.010	mg/Kg	☼	02/19/16 07:12	02/26/16 15:47	1
3,3'-Dichlorobenzidine	<0.18		0.18	0.052	mg/Kg	☼	02/19/16 07:12	02/26/16 15:47	1
Bis(2-ethylhexyl) phthalate	<0.18		0.18	0.067	mg/Kg	☼	02/19/16 07:12	02/26/16 15:47	1
Di-n-octyl phthalate	<0.18		0.18	0.060	mg/Kg	☼	02/19/16 07:12	02/26/16 15:47	1
Benzo[b]fluoranthene	0.12		0.037	0.0079	mg/Kg	☼	02/19/16 07:12	02/26/16 15:47	1
Benzo[k]fluoranthene	0.050		0.037	0.011	mg/Kg	☼	02/19/16 07:12	02/26/16 15:47	1
Benzo[a]pyrene	0.074		0.037	0.0071	mg/Kg	☼	02/19/16 07:12	02/26/16 15:47	1
Indeno[1,2,3-cd]pyrene	0.059		0.037	0.0095	mg/Kg	☼	02/19/16 07:12	02/26/16 15:47	1
Dibenz(a,h)anthracene	<0.037		0.037	0.0071	mg/Kg	☼	02/19/16 07:12	02/26/16 15:47	1
Benzo[g,h,i]perylene	0.087		0.037	0.012	mg/Kg	☼	02/19/16 07:12	02/26/16 15:47	1
3 & 4 Methylphenol	<0.18		0.18	0.061	mg/Kg	☼	02/19/16 07:12	02/26/16 15:47	1

Surrogate	%Recovery	Qualifier	Limits	Prepared	Analyzed	Dil Fac
2-Fluorophenol	80		25 - 110	02/19/16 07:12	02/26/16 15:47	1
Phenol-d5	77		31 - 110	02/19/16 07:12	02/26/16 15:47	1
Nitrobenzene-d5	69		25 - 115	02/19/16 07:12	02/26/16 15:47	1
2-Fluorobiphenyl	74		25 - 119	02/19/16 07:12	02/26/16 15:47	1
2,4,6-Tribromophenol	89		35 - 137	02/19/16 07:12	02/26/16 15:47	1
Terphenyl-d14	201	X	36 - 134	02/19/16 07:12	02/26/16 15:47	1

Method: 6010B - Metals (ICP)

Analyte	Result	Qualifier	RL	MDL	Unit	D	Prepared	Analyzed	Dil Fac
Antimony	0.53	J	1.1	0.23	mg/Kg	☼	02/21/16 17:45	02/24/16 21:33	1
Arsenic	3.4		0.55	0.25	mg/Kg	☼	02/21/16 17:45	02/24/16 21:33	1
Barium	56		0.55	0.10	mg/Kg	☼	02/21/16 17:45	02/24/16 21:33	1
Beryllium	0.24		0.22	0.048	mg/Kg	☼	02/21/16 17:45	02/24/16 21:33	1
Boron	7.3		2.8	0.39	mg/Kg	☼	02/21/16 17:45	02/24/16 21:33	1
Cadmium	0.17		0.11	0.032	mg/Kg	☼	02/21/16 17:45	02/24/16 21:33	1
Calcium	130000		110	36	mg/Kg	☼	02/21/16 17:45	02/25/16 14:05	10
Chromium	11	B	0.55	0.095	mg/Kg	☼	02/21/16 17:45	02/24/16 21:33	1
Cobalt	4.5		0.28	0.062	mg/Kg	☼	02/21/16 17:45	02/24/16 21:33	1
Copper	11		0.55	0.12	mg/Kg	☼	02/21/16 17:45	02/24/16 21:33	1
Iron	7700		11	4.3	mg/Kg	☼	02/21/16 17:45	02/24/16 21:33	1
Lead	69		0.28	0.14	mg/Kg	☼	02/21/16 17:45	02/24/16 21:33	1
Magnesium	70000		55	22	mg/Kg	☼	02/21/16 17:45	02/25/16 14:05	10
Manganese	420		0.55	0.11	mg/Kg	☼	02/21/16 17:45	02/24/16 21:33	1
Nickel	9.8		0.55	0.15	mg/Kg	☼	02/21/16 17:45	02/24/16 21:33	1
Potassium	560		28	4.5	mg/Kg	☼	02/21/16 17:45	02/24/16 21:33	1
Selenium	0.61		0.55	0.27	mg/Kg	☼	02/21/16 17:45	02/24/16 21:33	1
Silver	<0.28		0.28	0.064	mg/Kg	☼	02/21/16 17:45	02/24/16 21:33	1
Sodium	2100		55	7.3	mg/Kg	☼	02/21/16 17:45	02/24/16 21:33	1
Thallium	<0.55		0.55	0.27	mg/Kg	☼	02/21/16 17:45	02/24/16 21:33	1
Vanadium	13		0.28	0.080	mg/Kg	☼	02/21/16 17:45	02/24/16 21:33	1
Zinc	54		1.1	0.35	mg/Kg	☼	02/21/16 17:45	02/24/16 21:33	1

Method: 6010B - Metals (ICP) - TCLP

Analyte	Result	Qualifier	RL	MDL	Unit	D	Prepared	Analyzed	Dil Fac
Barium	0.56		0.50	0.050	mg/L		02/22/16 09:43	02/23/16 03:46	1
Beryllium	<0.0040		0.0040	0.0040	mg/L		02/22/16 09:43	02/23/16 03:46	1
Boron	0.073	J	0.50	0.050	mg/L		02/22/16 09:43	02/23/16 03:46	1

TestAmerica Chicago

Client Sample Results

Client: Ecology and Environment, Inc.
Project/Site: IDOT - IL 38 - WO 008

TestAmerica Job ID: 500-107595-2

Client Sample ID: 3011-39-B01 (0-1)D

Lab Sample ID: 500-107595-10

Date Collected: 02/15/16 12:40

Matrix: Solid

Date Received: 02/16/16 08:00

Percent Solids: 86.7

Method: 6010B - Metals (ICP) - TCLP (Continued)

Analyte	Result	Qualifier	RL	MDL	Unit	D	Prepared	Analyzed	Dil Fac
Cadmium	<0.0050		0.0050	0.0020	mg/L		02/22/16 09:43	02/23/16 03:46	1
Chromium	<0.025		0.025	0.010	mg/L		02/22/16 09:43	02/23/16 03:46	1
Cobalt	<0.025		0.025	0.010	mg/L		02/22/16 09:43	02/23/16 03:46	1
Iron	<0.40		0.40	0.20	mg/L		02/22/16 09:43	02/23/16 03:46	1
Lead	<0.0075		0.0075	0.0075	mg/L		02/22/16 09:43	02/23/16 03:46	1
Manganese	1.0		0.025	0.010	mg/L		02/22/16 09:43	02/23/16 03:46	1
Nickel	<0.025		0.025	0.010	mg/L		02/22/16 09:43	02/23/16 03:46	1
Selenium	<0.050		0.050	0.020	mg/L		02/22/16 09:43	02/23/16 03:46	1
Silver	<0.025		0.025	0.010	mg/L		02/22/16 09:43	02/23/16 03:46	1
Zinc	0.051	J	0.50	0.020	mg/L		02/22/16 09:43	02/23/16 03:46	1

Method: 6010B - Metals (ICP) - SPLP East

Analyte	Result	Qualifier	RL	MDL	Unit	D	Prepared	Analyzed	Dil Fac
Manganese	1.4		0.025	0.010	mg/L		02/22/16 09:48	02/24/16 01:12	1

Method: 6020A - Metals (ICP/MS) - TCLP

Analyte	Result	Qualifier	RL	MDL	Unit	D	Prepared	Analyzed	Dil Fac
Antimony	<0.0060		0.0060	0.0060	mg/L		02/22/16 09:43	02/23/16 13:53	1
Thallium	<0.0020		0.0020	0.0020	mg/L		02/22/16 09:43	02/23/16 13:53	1

Method: 7470A - TCLP Mercury - TCLP

Analyte	Result	Qualifier	RL	MDL	Unit	D	Prepared	Analyzed	Dil Fac
Mercury	<0.00020		0.00020	0.00020	mg/L		02/22/16 15:15	02/23/16 12:22	1

Method: 7471B - Mercury (CVAA)

Analyte	Result	Qualifier	RL	MDL	Unit	D	Prepared	Analyzed	Dil Fac
Mercury	0.017		0.017	0.0091	mg/Kg	☼	02/19/16 16:00	02/22/16 13:28	1

General Chemistry

Analyte	Result	Qualifier	RL	MDL	Unit	D	Prepared	Analyzed	Dil Fac
pH	8.36		0.200	0.200	SU			02/19/16 21:20	1

Client Sample Results

Client: Ecology and Environment, Inc.
Project/Site: IDOT - IL 38 - WO 008

TestAmerica Job ID: 500-107595-2

Client Sample ID: 3011-39-B02 (0-1)

Lab Sample ID: 500-107595-11

Date Collected: 02/15/16 12:50

Matrix: Solid

Date Received: 02/16/16 08:00

Percent Solids: 87.5

Method: 8260B - Volatile Organic Compounds (GC/MS)

Analyte	Result	Qualifier	RL	MDL	Unit	D	Prepared	Analyzed	Dil Fac
Acetone	<0.018		0.018	0.0034	mg/Kg	☼	02/16/16 08:50	02/20/16 22:43	1
Benzene	<0.0044		0.0044	0.00098	mg/Kg	☼	02/16/16 08:50	02/20/16 22:43	1
Bromodichloromethane	<0.0044		0.0044	0.00075	mg/Kg	☼	02/16/16 08:50	02/20/16 22:43	1
Bromoform	<0.0044		0.0044	0.00090	mg/Kg	☼	02/16/16 08:50	02/20/16 22:43	1
Bromomethane	<0.0044		0.0044	0.0016	mg/Kg	☼	02/16/16 08:50	02/20/16 22:43	1
2-Butanone (MEK)	<0.0044		0.0044	0.0016	mg/Kg	☼	02/16/16 08:50	02/20/16 22:43	1
Carbon disulfide	<0.0044		0.0044	0.0016	mg/Kg	☼	02/16/16 08:50	02/20/16 22:43	1
Carbon tetrachloride	<0.0044		0.0044	0.00095	mg/Kg	☼	02/16/16 08:50	02/20/16 22:43	1
Chlorobenzene	<0.0044		0.0044	0.0010	mg/Kg	☼	02/16/16 08:50	02/20/16 22:43	1
Chloroethane	<0.0044		0.0044	0.0019	mg/Kg	☼	02/16/16 08:50	02/20/16 22:43	1
Chloroform	<0.0044		0.0044	0.00086	mg/Kg	☼	02/16/16 08:50	02/20/16 22:43	1
Chloromethane	<0.0044	*	0.0044	0.0011	mg/Kg	☼	02/16/16 08:50	02/20/16 22:43	1
cis-1,2-Dichloroethene	<0.0044		0.0044	0.00090	mg/Kg	☼	02/16/16 08:50	02/20/16 22:43	1
cis-1,3-Dichloropropene	<0.0044		0.0044	0.0010	mg/Kg	☼	02/16/16 08:50	02/20/16 22:43	1
Dibromochloromethane	<0.0044		0.0044	0.00051	mg/Kg	☼	02/16/16 08:50	02/20/16 22:43	1
1,1-Dichloroethane	<0.0044		0.0044	0.00091	mg/Kg	☼	02/16/16 08:50	02/20/16 22:43	1
1,2-Dichloroethane	<0.0044		0.0044	0.00066	mg/Kg	☼	02/16/16 08:50	02/20/16 22:43	1
1,1-Dichloroethene	<0.0044		0.0044	0.0016	mg/Kg	☼	02/16/16 08:50	02/20/16 22:43	1
1,2-Dichloropropane	<0.0044		0.0044	0.0012	mg/Kg	☼	02/16/16 08:50	02/20/16 22:43	1
1,3-Dichloropropane, Total	<0.0044		0.0044	0.0013	mg/Kg	☼	02/16/16 08:50	02/20/16 22:43	1
Ethylbenzene	<0.0044		0.0044	0.0011	mg/Kg	☼	02/16/16 08:50	02/20/16 22:43	1
2-Hexanone	<0.0044		0.0044	0.0014	mg/Kg	☼	02/16/16 08:50	02/20/16 22:43	1
Methylene Chloride	<0.0044		0.0044	0.0034	mg/Kg	☼	02/16/16 08:50	02/20/16 22:43	1
4-Methyl-2-pentanone (MIBK)	<0.0044		0.0044	0.00091	mg/Kg	☼	02/16/16 08:50	02/20/16 22:43	1
Methyl tert-butyl ether	<0.0044		0.0044	0.0010	mg/Kg	☼	02/16/16 08:50	02/20/16 22:43	1
Styrene	<0.0044		0.0044	0.0010	mg/Kg	☼	02/16/16 08:50	02/20/16 22:43	1
1,1,2,2-Tetrachloroethane	<0.0044		0.0044	0.00070	mg/Kg	☼	02/16/16 08:50	02/20/16 22:43	1
Tetrachloroethene	<0.0044		0.0044	0.00092	mg/Kg	☼	02/16/16 08:50	02/20/16 22:43	1
Toluene	<0.0044		0.0044	0.0015	mg/Kg	☼	02/16/16 08:50	02/20/16 22:43	1
trans-1,2-Dichloroethene	<0.0044		0.0044	0.0011	mg/Kg	☼	02/16/16 08:50	02/20/16 22:43	1
trans-1,3-Dichloropropene	<0.0044		0.0044	0.0013	mg/Kg	☼	02/16/16 08:50	02/20/16 22:43	1
1,1,1-Trichloroethane	<0.0044		0.0044	0.0010	mg/Kg	☼	02/16/16 08:50	02/20/16 22:43	1
1,1,2-Trichloroethane	<0.0044		0.0044	0.00086	mg/Kg	☼	02/16/16 08:50	02/20/16 22:43	1
Trichloroethene	<0.0044		0.0044	0.0012	mg/Kg	☼	02/16/16 08:50	02/20/16 22:43	1
Vinyl acetate	<0.0044		0.0044	0.0012	mg/Kg	☼	02/16/16 08:50	02/20/16 22:43	1
Vinyl chloride	<0.0044		0.0044	0.0011	mg/Kg	☼	02/16/16 08:50	02/20/16 22:43	1
Xylenes, Total	<0.0089		0.0089	0.0016	mg/Kg	☼	02/16/16 08:50	02/20/16 22:43	1

Surrogate	%Recovery	Qualifier	Limits	Prepared	Analyzed	Dil Fac
4-Bromofluorobenzene (Surr)	96		70 - 122	02/16/16 08:50	02/20/16 22:43	1
Dibromofluoromethane	96		75 - 120	02/16/16 08:50	02/20/16 22:43	1
1,2-Dichloroethane-d4 (Surr)	94		70 - 134	02/16/16 08:50	02/20/16 22:43	1
Toluene-d8 (Surr)	106		75 - 122	02/16/16 08:50	02/20/16 22:43	1

Method: 8270D - Semivolatile Organic Compounds (GC/MS)

Analyte	Result	Qualifier	RL	MDL	Unit	D	Prepared	Analyzed	Dil Fac
Phenol	<0.19		0.19	0.082	mg/Kg	☼	02/19/16 07:12	02/26/16 16:15	1
Bis(2-chloroethyl)ether	<0.19		0.19	0.055	mg/Kg	☼	02/19/16 07:12	02/26/16 16:15	1
1,3-Dichlorobenzene	<0.19		0.19	0.042	mg/Kg	☼	02/19/16 07:12	02/26/16 16:15	1
1,4-Dichlorobenzene	<0.19		0.19	0.047	mg/Kg	☼	02/19/16 07:12	02/26/16 16:15	1

TestAmerica Chicago

Client Sample Results

Client: Ecology and Environment, Inc.
Project/Site: IDOT - IL 38 - WO 008

TestAmerica Job ID: 500-107595-2

Client Sample ID: 3011-39-B02 (0-1)

Lab Sample ID: 500-107595-11

Date Collected: 02/15/16 12:50

Matrix: Solid

Date Received: 02/16/16 08:00

Percent Solids: 87.5

Method: 8270D - Semivolatile Organic Compounds (GC/MS) (Continued)

Analyte	Result	Qualifier	RL	MDL	Unit	D	Prepared	Analyzed	Dil Fac
1,2-Dichlorobenzene	<0.19		0.19	0.044	mg/Kg	☼	02/19/16 07:12	02/26/16 16:15	1
2-Methylphenol	<0.19		0.19	0.059	mg/Kg	☼	02/19/16 07:12	02/26/16 16:15	1
2,2'-oxybis[1-chloropropane]	<0.19		0.19	0.043	mg/Kg	☼	02/19/16 07:12	02/26/16 16:15	1
N-Nitrosodi-n-propylamine	<0.074		0.074	0.045	mg/Kg	☼	02/19/16 07:12	02/26/16 16:15	1
Hexachloroethane	<0.19		0.19	0.056	mg/Kg	☼	02/19/16 07:12	02/26/16 16:15	1
2-Chlorophenol	<0.19		0.19	0.063	mg/Kg	☼	02/19/16 07:12	02/26/16 16:15	1
Nitrobenzene	<0.037		0.037	0.0092	mg/Kg	☼	02/19/16 07:12	02/26/16 16:15	1
Bis(2-chloroethoxy)methane	<0.19		0.19	0.038	mg/Kg	☼	02/19/16 07:12	02/26/16 16:15	1
1,2,4-Trichlorobenzene	<0.19		0.19	0.040	mg/Kg	☼	02/19/16 07:12	02/26/16 16:15	1
Isophorone	<0.19		0.19	0.041	mg/Kg	☼	02/19/16 07:12	02/26/16 16:15	1
2,4-Dimethylphenol	<0.37		0.37	0.14	mg/Kg	☼	02/19/16 07:12	02/26/16 16:15	1
Hexachlorobutadiene	<0.19		0.19	0.058	mg/Kg	☼	02/19/16 07:12	02/26/16 16:15	1
Naphthalene	<0.037		0.037	0.0057	mg/Kg	☼	02/19/16 07:12	02/26/16 16:15	1
2,4-Dichlorophenol	<0.37		0.37	0.088	mg/Kg	☼	02/19/16 07:12	02/26/16 16:15	1
4-Chloroaniline	<0.74		0.74	0.17	mg/Kg	☼	02/19/16 07:12	02/26/16 16:15	1
2,4,6-Trichlorophenol	<0.37		0.37	0.13	mg/Kg	☼	02/19/16 07:12	02/26/16 16:15	1
2,4,5-Trichlorophenol	<0.37		0.37	0.084	mg/Kg	☼	02/19/16 07:12	02/26/16 16:15	1
Hexachlorocyclopentadiene	<0.74		0.74	0.21	mg/Kg	☼	02/19/16 07:12	02/26/16 16:15	1
2-Methylnaphthalene	<0.037		0.037	0.0068	mg/Kg	☼	02/19/16 07:12	02/26/16 16:15	1
2-Nitroaniline	<0.19		0.19	0.050	mg/Kg	☼	02/19/16 07:12	02/26/16 16:15	1
2-Chloronaphthalene	<0.19		0.19	0.041	mg/Kg	☼	02/19/16 07:12	02/26/16 16:15	1
4-Chloro-3-methylphenol	<0.37		0.37	0.13	mg/Kg	☼	02/19/16 07:12	02/26/16 16:15	1
2,6-Dinitrotoluene	<0.19		0.19	0.073	mg/Kg	☼	02/19/16 07:12	02/26/16 16:15	1
2-Nitrophenol	<0.37		0.37	0.087	mg/Kg	☼	02/19/16 07:12	02/26/16 16:15	1
3-Nitroaniline	<0.37		0.37	0.11	mg/Kg	☼	02/19/16 07:12	02/26/16 16:15	1
Dimethyl phthalate	<0.19		0.19	0.048	mg/Kg	☼	02/19/16 07:12	02/26/16 16:15	1
2,4-Dinitrophenol	<0.74		0.74	0.65	mg/Kg	☼	02/19/16 07:12	02/26/16 16:15	1
Acenaphthylene	<0.037		0.037	0.0049	mg/Kg	☼	02/19/16 07:12	02/26/16 16:15	1
2,4-Dinitrotoluene	<0.19		0.19	0.059	mg/Kg	☼	02/19/16 07:12	02/26/16 16:15	1
Acenaphthene	<0.037		0.037	0.0066	mg/Kg	☼	02/19/16 07:12	02/26/16 16:15	1
Dibenzofuran	<0.19		0.19	0.043	mg/Kg	☼	02/19/16 07:12	02/26/16 16:15	1
4-Nitrophenol	<0.74		0.74	0.35	mg/Kg	☼	02/19/16 07:12	02/26/16 16:15	1
Fluorene	<0.037		0.037	0.0052	mg/Kg	☼	02/19/16 07:12	02/26/16 16:15	1
4-Nitroaniline	<0.37		0.37	0.15	mg/Kg	☼	02/19/16 07:12	02/26/16 16:15	1
4-Bromophenyl phenyl ether	<0.19		0.19	0.049	mg/Kg	☼	02/19/16 07:12	02/26/16 16:15	1
Hexachlorobenzene	<0.074		0.074	0.0086	mg/Kg	☼	02/19/16 07:12	02/26/16 16:15	1
Diethyl phthalate	<0.19		0.19	0.063	mg/Kg	☼	02/19/16 07:12	02/26/16 16:15	1
4-Chlorophenyl phenyl ether	<0.19		0.19	0.043	mg/Kg	☼	02/19/16 07:12	02/26/16 16:15	1
Pentachlorophenol	<0.74		0.74	0.59	mg/Kg	☼	02/19/16 07:12	02/26/16 16:15	1
N-Nitrosodiphenylamine	<0.19		0.19	0.044	mg/Kg	☼	02/19/16 07:12	02/26/16 16:15	1
4,6-Dinitro-2-methylphenol	<0.74		0.74	0.30	mg/Kg	☼	02/19/16 07:12	02/26/16 16:15	1
Phenanthrene	0.059		0.037	0.0051	mg/Kg	☼	02/19/16 07:12	02/26/16 16:15	1
Anthracene	0.012 J		0.037	0.0062	mg/Kg	☼	02/19/16 07:12	02/26/16 16:15	1
Carbazole	<0.19		0.19	0.092	mg/Kg	☼	02/19/16 07:12	02/26/16 16:15	1
Di-n-butyl phthalate	<0.19		0.19	0.056	mg/Kg	☼	02/19/16 07:12	02/26/16 16:15	1
Fluoranthene	0.12		0.037	0.0068	mg/Kg	☼	02/19/16 07:12	02/26/16 16:15	1
Pyrene	0.29		0.037	0.0073	mg/Kg	☼	02/19/16 07:12	02/26/16 16:15	1
Butyl benzyl phthalate	<0.19		0.19	0.070	mg/Kg	☼	02/19/16 07:12	02/26/16 16:15	1
Benzo[a]anthracene	0.083		0.037	0.0050	mg/Kg	☼	02/19/16 07:12	02/26/16 16:15	1

TestAmerica Chicago

Client Sample Results

Client: Ecology and Environment, Inc.
Project/Site: IDOT - IL 38 - WO 008

TestAmerica Job ID: 500-107595-2

Client Sample ID: 3011-39-B02 (0-1)

Lab Sample ID: 500-107595-11

Date Collected: 02/15/16 12:50

Matrix: Solid

Date Received: 02/16/16 08:00

Percent Solids: 87.5

Method: 8270D - Semivolatile Organic Compounds (GC/MS) (Continued)

Analyte	Result	Qualifier	RL	MDL	Unit	D	Prepared	Analyzed	Dil Fac
Chrysene	0.13		0.037	0.010	mg/Kg	☼	02/19/16 07:12	02/26/16 16:15	1
3,3'-Dichlorobenzidine	<0.19		0.19	0.052	mg/Kg	☼	02/19/16 07:12	02/26/16 16:15	1
Bis(2-ethylhexyl) phthalate	<0.19		0.19	0.067	mg/Kg	☼	02/19/16 07:12	02/26/16 16:15	1
Di-n-octyl phthalate	<0.19		0.19	0.060	mg/Kg	☼	02/19/16 07:12	02/26/16 16:15	1
Benzo[b]fluoranthene	0.20		0.037	0.0080	mg/Kg	☼	02/19/16 07:12	02/26/16 16:15	1
Benzo[k]fluoranthene	0.094		0.037	0.011	mg/Kg	☼	02/19/16 07:12	02/26/16 16:15	1
Benzo[a]pyrene	0.11		0.037	0.0071	mg/Kg	☼	02/19/16 07:12	02/26/16 16:15	1
Indeno[1,2,3-cd]pyrene	0.12		0.037	0.0096	mg/Kg	☼	02/19/16 07:12	02/26/16 16:15	1
Dibenz(a,h)anthracene	<0.037		0.037	0.0071	mg/Kg	☼	02/19/16 07:12	02/26/16 16:15	1
Benzo[g,h,i]perylene	0.14		0.037	0.012	mg/Kg	☼	02/19/16 07:12	02/26/16 16:15	1
3 & 4 Methylphenol	<0.19		0.19	0.062	mg/Kg	☼	02/19/16 07:12	02/26/16 16:15	1

Surrogate	%Recovery	Qualifier	Limits	Prepared	Analyzed	Dil Fac
2-Fluorophenol	82		25 - 110	02/19/16 07:12	02/26/16 16:15	1
Phenol-d5	80		31 - 110	02/19/16 07:12	02/26/16 16:15	1
Nitrobenzene-d5	72		25 - 115	02/19/16 07:12	02/26/16 16:15	1
2-Fluorobiphenyl	79		25 - 119	02/19/16 07:12	02/26/16 16:15	1
2,4,6-Tribromophenol	88		35 - 137	02/19/16 07:12	02/26/16 16:15	1
Terphenyl-d14	202	X	36 - 134	02/19/16 07:12	02/26/16 16:15	1

Method: 6010B - Metals (ICP)

Analyte	Result	Qualifier	RL	MDL	Unit	D	Prepared	Analyzed	Dil Fac
Antimony	0.43	J	1.0	0.22	mg/Kg	☼	02/21/16 17:45	02/24/16 21:38	1
Arsenic	6.4		0.52	0.24	mg/Kg	☼	02/21/16 17:45	02/24/16 21:38	1
Barium	66		0.52	0.096	mg/Kg	☼	02/21/16 17:45	02/24/16 21:38	1
Beryllium	0.46		0.21	0.045	mg/Kg	☼	02/21/16 17:45	02/24/16 21:38	1
Boron	3.3		2.6	0.37	mg/Kg	☼	02/21/16 17:45	02/24/16 21:38	1
Cadmium	<0.10		0.10	0.030	mg/Kg	☼	02/21/16 17:45	02/24/16 21:38	1
Calcium	30000		10	3.4	mg/Kg	☼	02/21/16 17:45	02/24/16 21:38	1
Chromium	11	B	0.52	0.090	mg/Kg	☼	02/21/16 17:45	02/24/16 21:38	1
Cobalt	11		0.26	0.059	mg/Kg	☼	02/21/16 17:45	02/24/16 21:38	1
Copper	13		0.52	0.11	mg/Kg	☼	02/21/16 17:45	02/24/16 21:38	1
Iron	13000		10	4.0	mg/Kg	☼	02/21/16 17:45	02/24/16 21:38	1
Lead	18		0.26	0.13	mg/Kg	☼	02/21/16 17:45	02/24/16 21:38	1
Magnesium	20000		5.2	2.1	mg/Kg	☼	02/21/16 17:45	02/24/16 21:38	1
Manganese	370		0.52	0.10	mg/Kg	☼	02/21/16 17:45	02/24/16 21:38	1
Nickel	16		0.52	0.14	mg/Kg	☼	02/21/16 17:45	02/24/16 21:38	1
Potassium	700		26	4.3	mg/Kg	☼	02/21/16 17:45	02/24/16 21:38	1
Selenium	0.37	J	0.52	0.26	mg/Kg	☼	02/21/16 17:45	02/24/16 21:38	1
Silver	<0.26		0.26	0.061	mg/Kg	☼	02/21/16 17:45	02/24/16 21:38	1
Sodium	2400		52	6.9	mg/Kg	☼	02/21/16 17:45	02/24/16 21:38	1
Thallium	<0.52		0.52	0.26	mg/Kg	☼	02/21/16 17:45	02/24/16 21:38	1
Vanadium	20		0.26	0.076	mg/Kg	☼	02/21/16 17:45	02/24/16 21:38	1
Zinc	49		1.0	0.33	mg/Kg	☼	02/21/16 17:45	02/24/16 21:38	1

Method: 6010B - Metals (ICP) - TCLP

Analyte	Result	Qualifier	RL	MDL	Unit	D	Prepared	Analyzed	Dil Fac
Barium	0.52		0.50	0.050	mg/L		02/22/16 09:43	02/23/16 03:53	1
Beryllium	<0.0040		0.0040	0.0040	mg/L		02/22/16 09:43	02/23/16 03:53	1
Boron	0.070	J	0.50	0.050	mg/L		02/22/16 09:43	02/23/16 03:53	1

TestAmerica Chicago

Client Sample Results

Client: Ecology and Environment, Inc.
Project/Site: IDOT - IL 38 - WO 008

TestAmerica Job ID: 500-107595-2

Client Sample ID: 3011-39-B02 (0-1)

Lab Sample ID: 500-107595-11

Date Collected: 02/15/16 12:50

Matrix: Solid

Date Received: 02/16/16 08:00

Percent Solids: 87.5

Method: 6010B - Metals (ICP) - TCLP (Continued)

Analyte	Result	Qualifier	RL	MDL	Unit	D	Prepared	Analyzed	Dil Fac
Cadmium	<0.0050		0.0050	0.0020	mg/L		02/22/16 09:43	02/23/16 03:53	1
Chromium	<0.025		0.025	0.010	mg/L		02/22/16 09:43	02/23/16 03:53	1
Cobalt	<0.025		0.025	0.010	mg/L		02/22/16 09:43	02/23/16 03:53	1
Iron	<0.40		0.40	0.20	mg/L		02/22/16 09:43	02/23/16 03:53	1
Lead	<0.0075		0.0075	0.0075	mg/L		02/22/16 09:43	02/23/16 03:53	1
Manganese	3.3		0.025	0.010	mg/L		02/22/16 09:43	02/23/16 03:53	1
Nickel	0.013	J	0.025	0.010	mg/L		02/22/16 09:43	02/23/16 03:53	1
Selenium	<0.050		0.050	0.020	mg/L		02/22/16 09:43	02/23/16 03:53	1
Silver	<0.025		0.025	0.010	mg/L		02/22/16 09:43	02/23/16 03:53	1
Zinc	0.048	J	0.50	0.020	mg/L		02/22/16 09:43	02/23/16 03:53	1

Method: 6010B - Metals (ICP) - SPLP East

Analyte	Result	Qualifier	RL	MDL	Unit	D	Prepared	Analyzed	Dil Fac
Manganese	1.2		0.025	0.010	mg/L		02/22/16 09:48	02/24/16 01:19	1

Method: 6020A - Metals (ICP/MS) - TCLP

Analyte	Result	Qualifier	RL	MDL	Unit	D	Prepared	Analyzed	Dil Fac
Antimony	<0.0060		0.0060	0.0060	mg/L		02/22/16 09:43	02/23/16 13:57	1
Thallium	<0.0020		0.0020	0.0020	mg/L		02/22/16 09:43	02/23/16 13:57	1

Method: 7470A - TCLP Mercury - TCLP

Analyte	Result	Qualifier	RL	MDL	Unit	D	Prepared	Analyzed	Dil Fac
Mercury	<0.00020		0.00020	0.00020	mg/L		02/22/16 15:15	02/23/16 12:24	1

Method: 7471B - Mercury (CVAA)

Analyte	Result	Qualifier	RL	MDL	Unit	D	Prepared	Analyzed	Dil Fac
Mercury	0.013	J	0.017	0.0087	mg/Kg	☼	02/19/16 16:00	02/22/16 13:29	1

General Chemistry

Analyte	Result	Qualifier	RL	MDL	Unit	D	Prepared	Analyzed	Dil Fac
pH	8.77		0.200	0.200	SU			02/18/16 20:03	1

Client Sample Results

Client: Ecology and Environment, Inc.
Project/Site: IDOT - IL 38 - WO 008

TestAmerica Job ID: 500-107595-2

Client Sample ID: 3011-39-B03 (0-1)

Lab Sample ID: 500-107595-12

Date Collected: 02/15/16 12:55

Matrix: Solid

Date Received: 02/16/16 08:00

Percent Solids: 87.2

Method: 8260B - Volatile Organic Compounds (GC/MS)

Analyte	Result	Qualifier	RL	MDL	Unit	D	Prepared	Analyzed	Dil Fac
Acetone	<0.019		0.019	0.0036	mg/Kg	☼	02/16/16 08:50	02/20/16 23:08	1
Benzene	<0.0046		0.0046	0.0010	mg/Kg	☼	02/16/16 08:50	02/20/16 23:08	1
Bromodichloromethane	<0.0046		0.0046	0.00078	mg/Kg	☼	02/16/16 08:50	02/20/16 23:08	1
Bromoform	<0.0046		0.0046	0.00095	mg/Kg	☼	02/16/16 08:50	02/20/16 23:08	1
Bromomethane	<0.0046		0.0046	0.0017	mg/Kg	☼	02/16/16 08:50	02/20/16 23:08	1
2-Butanone (MEK)	<0.0046		0.0046	0.0017	mg/Kg	☼	02/16/16 08:50	02/20/16 23:08	1
Carbon disulfide	<0.0046		0.0046	0.0017	mg/Kg	☼	02/16/16 08:50	02/20/16 23:08	1
Carbon tetrachloride	<0.0046		0.0046	0.00099	mg/Kg	☼	02/16/16 08:50	02/20/16 23:08	1
Chlorobenzene	<0.0046		0.0046	0.0011	mg/Kg	☼	02/16/16 08:50	02/20/16 23:08	1
Chloroethane	<0.0046		0.0046	0.0019	mg/Kg	☼	02/16/16 08:50	02/20/16 23:08	1
Chloroform	<0.0046		0.0046	0.00091	mg/Kg	☼	02/16/16 08:50	02/20/16 23:08	1
Chloromethane	<0.0046	*	0.0046	0.0011	mg/Kg	☼	02/16/16 08:50	02/20/16 23:08	1
cis-1,2-Dichloroethene	<0.0046		0.0046	0.00095	mg/Kg	☼	02/16/16 08:50	02/20/16 23:08	1
cis-1,3-Dichloropropene	<0.0046		0.0046	0.0011	mg/Kg	☼	02/16/16 08:50	02/20/16 23:08	1
Dibromochloromethane	<0.0046		0.0046	0.00053	mg/Kg	☼	02/16/16 08:50	02/20/16 23:08	1
1,1-Dichloroethane	<0.0046		0.0046	0.00096	mg/Kg	☼	02/16/16 08:50	02/20/16 23:08	1
1,2-Dichloroethane	<0.0046		0.0046	0.00069	mg/Kg	☼	02/16/16 08:50	02/20/16 23:08	1
1,1-Dichloroethene	<0.0046		0.0046	0.0017	mg/Kg	☼	02/16/16 08:50	02/20/16 23:08	1
1,2-Dichloropropane	<0.0046		0.0046	0.0012	mg/Kg	☼	02/16/16 08:50	02/20/16 23:08	1
1,3-Dichloropropane, Total	<0.0046		0.0046	0.0013	mg/Kg	☼	02/16/16 08:50	02/20/16 23:08	1
Ethylbenzene	<0.0046		0.0046	0.0012	mg/Kg	☼	02/16/16 08:50	02/20/16 23:08	1
2-Hexanone	<0.0046		0.0046	0.0014	mg/Kg	☼	02/16/16 08:50	02/20/16 23:08	1
Methylene Chloride	<0.0046		0.0046	0.0035	mg/Kg	☼	02/16/16 08:50	02/20/16 23:08	1
4-Methyl-2-pentanone (MIBK)	<0.0046		0.0046	0.00096	mg/Kg	☼	02/16/16 08:50	02/20/16 23:08	1
Methyl tert-butyl ether	<0.0046		0.0046	0.0011	mg/Kg	☼	02/16/16 08:50	02/20/16 23:08	1
Styrene	<0.0046		0.0046	0.0011	mg/Kg	☼	02/16/16 08:50	02/20/16 23:08	1
1,1,2,2-Tetrachloroethane	<0.0046		0.0046	0.00074	mg/Kg	☼	02/16/16 08:50	02/20/16 23:08	1
Tetrachloroethene	<0.0046		0.0046	0.00097	mg/Kg	☼	02/16/16 08:50	02/20/16 23:08	1
Toluene	<0.0046		0.0046	0.0016	mg/Kg	☼	02/16/16 08:50	02/20/16 23:08	1
trans-1,2-Dichloroethene	<0.0046		0.0046	0.0012	mg/Kg	☼	02/16/16 08:50	02/20/16 23:08	1
trans-1,3-Dichloropropene	<0.0046		0.0046	0.0013	mg/Kg	☼	02/16/16 08:50	02/20/16 23:08	1
1,1,1-Trichloroethane	<0.0046		0.0046	0.0011	mg/Kg	☼	02/16/16 08:50	02/20/16 23:08	1
1,1,2-Trichloroethane	<0.0046		0.0046	0.00090	mg/Kg	☼	02/16/16 08:50	02/20/16 23:08	1
Trichloroethene	<0.0046		0.0046	0.0013	mg/Kg	☼	02/16/16 08:50	02/20/16 23:08	1
Vinyl acetate	<0.0046		0.0046	0.0012	mg/Kg	☼	02/16/16 08:50	02/20/16 23:08	1
Vinyl chloride	<0.0046		0.0046	0.0011	mg/Kg	☼	02/16/16 08:50	02/20/16 23:08	1
Xylenes, Total	<0.0093		0.0093	0.0017	mg/Kg	☼	02/16/16 08:50	02/20/16 23:08	1

Surrogate	%Recovery	Qualifier	Limits	Prepared	Analyzed	Dil Fac
4-Bromofluorobenzene (Surr)	96		70 - 122	02/16/16 08:50	02/20/16 23:08	1
Dibromofluoromethane	92		75 - 120	02/16/16 08:50	02/20/16 23:08	1
1,2-Dichloroethane-d4 (Surr)	90		70 - 134	02/16/16 08:50	02/20/16 23:08	1
Toluene-d8 (Surr)	107		75 - 122	02/16/16 08:50	02/20/16 23:08	1

Method: 8270D - Semivolatile Organic Compounds (GC/MS)

Analyte	Result	Qualifier	RL	MDL	Unit	D	Prepared	Analyzed	Dil Fac
Phenol	<0.19		0.19	0.084	mg/Kg	☼	02/19/16 07:12	02/26/16 16:44	1
Bis(2-chloroethyl)ether	<0.19		0.19	0.057	mg/Kg	☼	02/19/16 07:12	02/26/16 16:44	1
1,3-Dichlorobenzene	<0.19		0.19	0.043	mg/Kg	☼	02/19/16 07:12	02/26/16 16:44	1
1,4-Dichlorobenzene	<0.19		0.19	0.049	mg/Kg	☼	02/19/16 07:12	02/26/16 16:44	1

TestAmerica Chicago

Client Sample Results

Client: Ecology and Environment, Inc.
Project/Site: IDOT - IL 38 - WO 008

TestAmerica Job ID: 500-107595-2

Client Sample ID: 3011-39-B03 (0-1)

Lab Sample ID: 500-107595-12

Date Collected: 02/15/16 12:55

Matrix: Solid

Date Received: 02/16/16 08:00

Percent Solids: 87.2

Method: 8270D - Semivolatile Organic Compounds (GC/MS) (Continued)

Analyte	Result	Qualifier	RL	MDL	Unit	D	Prepared	Analyzed	Dil Fac
1,2-Dichlorobenzene	<0.19		0.19	0.045	mg/Kg	☼	02/19/16 07:12	02/26/16 16:44	1
2-Methylphenol	<0.19		0.19	0.061	mg/Kg	☼	02/19/16 07:12	02/26/16 16:44	1
2,2'-oxybis[1-chloropropane]	<0.19		0.19	0.044	mg/Kg	☼	02/19/16 07:12	02/26/16 16:44	1
N-Nitrosodi-n-propylamine	<0.076		0.076	0.046	mg/Kg	☼	02/19/16 07:12	02/26/16 16:44	1
Hexachloroethane	<0.19		0.19	0.058	mg/Kg	☼	02/19/16 07:12	02/26/16 16:44	1
2-Chlorophenol	<0.19		0.19	0.065	mg/Kg	☼	02/19/16 07:12	02/26/16 16:44	1
Nitrobenzene	<0.038		0.038	0.0095	mg/Kg	☼	02/19/16 07:12	02/26/16 16:44	1
Bis(2-chloroethoxy)methane	<0.19		0.19	0.039	mg/Kg	☼	02/19/16 07:12	02/26/16 16:44	1
1,2,4-Trichlorobenzene	<0.19		0.19	0.041	mg/Kg	☼	02/19/16 07:12	02/26/16 16:44	1
Isophorone	<0.19		0.19	0.043	mg/Kg	☼	02/19/16 07:12	02/26/16 16:44	1
2,4-Dimethylphenol	<0.38		0.38	0.14	mg/Kg	☼	02/19/16 07:12	02/26/16 16:44	1
Hexachlorobutadiene	<0.19		0.19	0.060	mg/Kg	☼	02/19/16 07:12	02/26/16 16:44	1
Naphthalene	<0.038		0.038	0.0058	mg/Kg	☼	02/19/16 07:12	02/26/16 16:44	1
2,4-Dichlorophenol	<0.38		0.38	0.090	mg/Kg	☼	02/19/16 07:12	02/26/16 16:44	1
4-Chloroaniline	<0.76		0.76	0.18	mg/Kg	☼	02/19/16 07:12	02/26/16 16:44	1
2,4,6-Trichlorophenol	<0.38		0.38	0.13	mg/Kg	☼	02/19/16 07:12	02/26/16 16:44	1
2,4,5-Trichlorophenol	<0.38		0.38	0.086	mg/Kg	☼	02/19/16 07:12	02/26/16 16:44	1
Hexachlorocyclopentadiene	<0.76		0.76	0.22	mg/Kg	☼	02/19/16 07:12	02/26/16 16:44	1
2-Methylnaphthalene	<0.038		0.038	0.0070	mg/Kg	☼	02/19/16 07:12	02/26/16 16:44	1
2-Nitroaniline	<0.19		0.19	0.051	mg/Kg	☼	02/19/16 07:12	02/26/16 16:44	1
2-Chloronaphthalene	<0.19		0.19	0.042	mg/Kg	☼	02/19/16 07:12	02/26/16 16:44	1
4-Chloro-3-methylphenol	<0.38		0.38	0.13	mg/Kg	☼	02/19/16 07:12	02/26/16 16:44	1
2,6-Dinitrotoluene	<0.19		0.19	0.074	mg/Kg	☼	02/19/16 07:12	02/26/16 16:44	1
2-Nitrophenol	<0.38		0.38	0.090	mg/Kg	☼	02/19/16 07:12	02/26/16 16:44	1
3-Nitroaniline	<0.38		0.38	0.12	mg/Kg	☼	02/19/16 07:12	02/26/16 16:44	1
Dimethyl phthalate	<0.19		0.19	0.050	mg/Kg	☼	02/19/16 07:12	02/26/16 16:44	1
2,4-Dinitrophenol	<0.76		0.76	0.67	mg/Kg	☼	02/19/16 07:12	02/26/16 16:44	1
Acenaphthylene	<0.038		0.038	0.0050	mg/Kg	☼	02/19/16 07:12	02/26/16 16:44	1
2,4-Dinitrotoluene	<0.19		0.19	0.060	mg/Kg	☼	02/19/16 07:12	02/26/16 16:44	1
Acenaphthene	<0.038		0.038	0.0068	mg/Kg	☼	02/19/16 07:12	02/26/16 16:44	1
Dibenzofuran	<0.19		0.19	0.044	mg/Kg	☼	02/19/16 07:12	02/26/16 16:44	1
4-Nitrophenol	<0.76		0.76	0.36	mg/Kg	☼	02/19/16 07:12	02/26/16 16:44	1
Fluorene	0.0057	J	0.038	0.0053	mg/Kg	☼	02/19/16 07:12	02/26/16 16:44	1
4-Nitroaniline	<0.38		0.38	0.16	mg/Kg	☼	02/19/16 07:12	02/26/16 16:44	1
4-Bromophenyl phenyl ether	<0.19		0.19	0.050	mg/Kg	☼	02/19/16 07:12	02/26/16 16:44	1
Hexachlorobenzene	<0.076		0.076	0.0088	mg/Kg	☼	02/19/16 07:12	02/26/16 16:44	1
Diethyl phthalate	<0.19		0.19	0.064	mg/Kg	☼	02/19/16 07:12	02/26/16 16:44	1
4-Chlorophenyl phenyl ether	<0.19		0.19	0.044	mg/Kg	☼	02/19/16 07:12	02/26/16 16:44	1
Pentachlorophenol	<0.76		0.76	0.61	mg/Kg	☼	02/19/16 07:12	02/26/16 16:44	1
N-Nitrosodiphenylamine	<0.19		0.19	0.045	mg/Kg	☼	02/19/16 07:12	02/26/16 16:44	1
4,6-Dinitro-2-methylphenol	<0.76		0.76	0.30	mg/Kg	☼	02/19/16 07:12	02/26/16 16:44	1
Phenanthrene	0.13		0.038	0.0053	mg/Kg	☼	02/19/16 07:12	02/26/16 16:44	1
Anthracene	0.024	J	0.038	0.0063	mg/Kg	☼	02/19/16 07:12	02/26/16 16:44	1
Carbazole	<0.19		0.19	0.095	mg/Kg	☼	02/19/16 07:12	02/26/16 16:44	1
Di-n-butyl phthalate	<0.19		0.19	0.058	mg/Kg	☼	02/19/16 07:12	02/26/16 16:44	1
Fluoranthene	0.27		0.038	0.0070	mg/Kg	☼	02/19/16 07:12	02/26/16 16:44	1
Pyrene	0.61		0.038	0.0075	mg/Kg	☼	02/19/16 07:12	02/26/16 16:44	1
Butyl benzyl phthalate	0.081	J	0.19	0.072	mg/Kg	☼	02/19/16 07:12	02/26/16 16:44	1
Benzo[a]anthracene	0.19		0.038	0.0051	mg/Kg	☼	02/19/16 07:12	02/26/16 16:44	1

TestAmerica Chicago

Client Sample Results

Client: Ecology and Environment, Inc.
Project/Site: IDOT - IL 38 - WO 008

TestAmerica Job ID: 500-107595-2

Client Sample ID: 3011-39-B03 (0-1)

Lab Sample ID: 500-107595-12

Date Collected: 02/15/16 12:55

Matrix: Solid

Date Received: 02/16/16 08:00

Percent Solids: 87.2

Method: 8270D - Semivolatile Organic Compounds (GC/MS) (Continued)

Analyte	Result	Qualifier	RL	MDL	Unit	D	Prepared	Analyzed	Dil Fac
Chrysene	0.25		0.038	0.010	mg/Kg	☼	02/19/16 07:12	02/26/16 16:44	1
3,3'-Dichlorobenzidine	<0.19		0.19	0.053	mg/Kg	☼	02/19/16 07:12	02/26/16 16:44	1
Bis(2-ethylhexyl) phthalate	<0.19		0.19	0.069	mg/Kg	☼	02/19/16 07:12	02/26/16 16:44	1
Di-n-octyl phthalate	<0.19		0.19	0.062	mg/Kg	☼	02/19/16 07:12	02/26/16 16:44	1
Benzo[b]fluoranthene	0.42		0.038	0.0082	mg/Kg	☼	02/19/16 07:12	02/26/16 16:44	1
Benzo[k]fluoranthene	0.19		0.038	0.011	mg/Kg	☼	02/19/16 07:12	02/26/16 16:44	1
Benzo[a]pyrene	0.25		0.038	0.0073	mg/Kg	☼	02/19/16 07:12	02/26/16 16:44	1
Indeno[1,2,3-cd]pyrene	0.18		0.038	0.0098	mg/Kg	☼	02/19/16 07:12	02/26/16 16:44	1
Dibenz(a,h)anthracene	<0.038		0.038	0.0073	mg/Kg	☼	02/19/16 07:12	02/26/16 16:44	1
Benzo[g,h,i]perylene	0.19		0.038	0.012	mg/Kg	☼	02/19/16 07:12	02/26/16 16:44	1
3 & 4 Methylphenol	<0.19		0.19	0.063	mg/Kg	☼	02/19/16 07:12	02/26/16 16:44	1

Surrogate	%Recovery	Qualifier	Limits	Prepared	Analyzed	Dil Fac
2-Fluorophenol	80		25 - 110	02/19/16 07:12	02/26/16 16:44	1
Phenol-d5	80		31 - 110	02/19/16 07:12	02/26/16 16:44	1
Nitrobenzene-d5	70		25 - 115	02/19/16 07:12	02/26/16 16:44	1
2-Fluorobiphenyl	77		25 - 119	02/19/16 07:12	02/26/16 16:44	1
2,4,6-Tribromophenol	100		35 - 137	02/19/16 07:12	02/26/16 16:44	1
Terphenyl-d14	201	X	36 - 134	02/19/16 07:12	02/26/16 16:44	1

Method: 6010B - Metals (ICP)

Analyte	Result	Qualifier	RL	MDL	Unit	D	Prepared	Analyzed	Dil Fac
Antimony	0.43	J	1.1	0.23	mg/Kg	☼	02/21/16 17:45	02/24/16 21:43	1
Arsenic	2.5		0.56	0.26	mg/Kg	☼	02/21/16 17:45	02/24/16 21:43	1
Barium	22		0.56	0.10	mg/Kg	☼	02/21/16 17:45	02/24/16 21:43	1
Beryllium	0.16	J	0.22	0.048	mg/Kg	☼	02/21/16 17:45	02/24/16 21:43	1
Boron	9.6		2.8	0.39	mg/Kg	☼	02/21/16 17:45	02/24/16 21:43	1
Cadmium	0.16		0.11	0.032	mg/Kg	☼	02/21/16 17:45	02/24/16 21:43	1
Calcium	150000		110	36	mg/Kg	☼	02/21/16 17:45	02/25/16 14:09	10
Chromium	8.7	B	0.56	0.096	mg/Kg	☼	02/21/16 17:45	02/24/16 21:43	1
Cobalt	3.2		0.28	0.063	mg/Kg	☼	02/21/16 17:45	02/24/16 21:43	1
Copper	9.7		0.56	0.12	mg/Kg	☼	02/21/16 17:45	02/24/16 21:43	1
Iron	7400		11	4.3	mg/Kg	☼	02/21/16 17:45	02/24/16 21:43	1
Lead	57		0.28	0.14	mg/Kg	☼	02/21/16 17:45	02/24/16 21:43	1
Magnesium	93000		56	23	mg/Kg	☼	02/21/16 17:45	02/25/16 14:09	10
Manganese	330		0.56	0.11	mg/Kg	☼	02/21/16 17:45	02/24/16 21:43	1
Nickel	7.4		0.56	0.15	mg/Kg	☼	02/21/16 17:45	02/24/16 21:43	1
Potassium	520		28	4.6	mg/Kg	☼	02/21/16 17:45	02/24/16 21:43	1
Selenium	<0.56		0.56	0.28	mg/Kg	☼	02/21/16 17:45	02/24/16 21:43	1
Silver	<0.28		0.28	0.065	mg/Kg	☼	02/21/16 17:45	02/24/16 21:43	1
Sodium	1300		56	7.4	mg/Kg	☼	02/21/16 17:45	02/24/16 21:43	1
Thallium	<0.56		0.56	0.27	mg/Kg	☼	02/21/16 17:45	02/24/16 21:43	1
Vanadium	9.2		0.28	0.082	mg/Kg	☼	02/21/16 17:45	02/24/16 21:43	1
Zinc	44		1.1	0.35	mg/Kg	☼	02/21/16 17:45	02/24/16 21:43	1

Method: 6010B - Metals (ICP) - TCLP

Analyte	Result	Qualifier	RL	MDL	Unit	D	Prepared	Analyzed	Dil Fac
Barium	0.27	J	0.50	0.050	mg/L		02/22/16 09:43	02/23/16 04:00	1
Beryllium	<0.0040		0.0040	0.0040	mg/L		02/22/16 09:43	02/23/16 04:00	1
Boron	0.063	J	0.50	0.050	mg/L		02/22/16 09:43	02/23/16 04:00	1

TestAmerica Chicago

Client Sample Results

Client: Ecology and Environment, Inc.
Project/Site: IDOT - IL 38 - WO 008

TestAmerica Job ID: 500-107595-2

Client Sample ID: 3011-39-B03 (0-1)

Lab Sample ID: 500-107595-12

Date Collected: 02/15/16 12:55

Matrix: Solid

Date Received: 02/16/16 08:00

Percent Solids: 87.2

Method: 6010B - Metals (ICP) - TCLP (Continued)

Analyte	Result	Qualifier	RL	MDL	Unit	D	Prepared	Analyzed	Dil Fac
Cadmium	<0.0050		0.0050	0.0020	mg/L		02/22/16 09:43	02/23/16 04:00	1
Chromium	<0.025		0.025	0.010	mg/L		02/22/16 09:43	02/23/16 04:00	1
Cobalt	<0.025		0.025	0.010	mg/L		02/22/16 09:43	02/23/16 04:00	1
Iron	<0.40		0.40	0.20	mg/L		02/22/16 09:43	02/23/16 04:00	1
Lead	<0.0075		0.0075	0.0075	mg/L		02/22/16 09:43	02/23/16 04:00	1
Manganese	1.2		0.025	0.010	mg/L		02/22/16 09:43	02/23/16 04:00	1
Nickel	<0.025		0.025	0.010	mg/L		02/22/16 09:43	02/23/16 04:00	1
Selenium	<0.050		0.050	0.020	mg/L		02/22/16 09:43	02/23/16 04:00	1
Silver	<0.025		0.025	0.010	mg/L		02/22/16 09:43	02/23/16 04:00	1
Zinc	0.081	J	0.50	0.020	mg/L		02/22/16 09:43	02/23/16 04:00	1

Method: 6010B - Metals (ICP) - SPLP East

Analyte	Result	Qualifier	RL	MDL	Unit	D	Prepared	Analyzed	Dil Fac
Manganese	0.67		0.025	0.010	mg/L		02/22/16 09:48	02/24/16 01:26	1

Method: 6020A - Metals (ICP/MS) - TCLP

Analyte	Result	Qualifier	RL	MDL	Unit	D	Prepared	Analyzed	Dil Fac
Antimony	<0.0060		0.0060	0.0060	mg/L		02/22/16 09:43	02/23/16 14:01	1
Thallium	<0.0020		0.0020	0.0020	mg/L		02/22/16 09:43	02/23/16 14:01	1

Method: 7470A - TCLP Mercury - TCLP

Analyte	Result	Qualifier	RL	MDL	Unit	D	Prepared	Analyzed	Dil Fac
Mercury	<0.00020		0.00020	0.00020	mg/L		02/22/16 15:15	02/23/16 12:30	1

Method: 7471B - Mercury (CVAA)

Analyte	Result	Qualifier	RL	MDL	Unit	D	Prepared	Analyzed	Dil Fac
Mercury	0.014	J	0.017	0.0087	mg/Kg	☼	02/19/16 16:00	02/22/16 13:37	1

General Chemistry

Analyte	Result	Qualifier	RL	MDL	Unit	D	Prepared	Analyzed	Dil Fac
pH	8.58		0.200	0.200	SU			02/18/16 20:09	1

Client Sample Results

Client: Ecology and Environment, Inc.
Project/Site: IDOT - IL 38 - WO 008

TestAmerica Job ID: 500-107595-2

Client Sample ID: 3011-39-B05 (0-1)

Lab Sample ID: 500-107595-13

Date Collected: 02/15/16 13:20

Matrix: Solid

Date Received: 02/16/16 08:00

Percent Solids: 86.7

Method: 8260B - Volatile Organic Compounds (GC/MS)

Analyte	Result	Qualifier	RL	MDL	Unit	D	Prepared	Analyzed	Dil Fac
Acetone	0.045		0.018	0.0034	mg/Kg	☼	02/16/16 08:50	02/20/16 23:33	1
Benzene	<0.0045		0.0045	0.00099	mg/Kg	☼	02/16/16 08:50	02/20/16 23:33	1
Bromodichloromethane	<0.0045		0.0045	0.00075	mg/Kg	☼	02/16/16 08:50	02/20/16 23:33	1
Bromoform	<0.0045		0.0045	0.00091	mg/Kg	☼	02/16/16 08:50	02/20/16 23:33	1
Bromomethane	<0.0045		0.0045	0.0016	mg/Kg	☼	02/16/16 08:50	02/20/16 23:33	1
2-Butanone (MEK)	<0.0045		0.0045	0.0016	mg/Kg	☼	02/16/16 08:50	02/20/16 23:33	1
Carbon disulfide	<0.0045		0.0045	0.0016	mg/Kg	☼	02/16/16 08:50	02/20/16 23:33	1
Carbon tetrachloride	<0.0045		0.0045	0.00095	mg/Kg	☼	02/16/16 08:50	02/20/16 23:33	1
Chlorobenzene	<0.0045		0.0045	0.0011	mg/Kg	☼	02/16/16 08:50	02/20/16 23:33	1
Chloroethane	<0.0045		0.0045	0.0019	mg/Kg	☼	02/16/16 08:50	02/20/16 23:33	1
Chloroform	<0.0045		0.0045	0.00087	mg/Kg	☼	02/16/16 08:50	02/20/16 23:33	1
Chloromethane	<0.0045	*	0.0045	0.0011	mg/Kg	☼	02/16/16 08:50	02/20/16 23:33	1
cis-1,2-Dichloroethene	<0.0045		0.0045	0.00091	mg/Kg	☼	02/16/16 08:50	02/20/16 23:33	1
cis-1,3-Dichloropropene	<0.0045		0.0045	0.0010	mg/Kg	☼	02/16/16 08:50	02/20/16 23:33	1
Dibromochloromethane	<0.0045		0.0045	0.00051	mg/Kg	☼	02/16/16 08:50	02/20/16 23:33	1
1,1-Dichloroethane	<0.0045		0.0045	0.00092	mg/Kg	☼	02/16/16 08:50	02/20/16 23:33	1
1,2-Dichloroethane	<0.0045		0.0045	0.00066	mg/Kg	☼	02/16/16 08:50	02/20/16 23:33	1
1,1-Dichloroethene	<0.0045		0.0045	0.0016	mg/Kg	☼	02/16/16 08:50	02/20/16 23:33	1
1,2-Dichloropropane	<0.0045		0.0045	0.0012	mg/Kg	☼	02/16/16 08:50	02/20/16 23:33	1
1,3-Dichloropropane, Total	<0.0045		0.0045	0.0013	mg/Kg	☼	02/16/16 08:50	02/20/16 23:33	1
Ethylbenzene	<0.0045		0.0045	0.0011	mg/Kg	☼	02/16/16 08:50	02/20/16 23:33	1
2-Hexanone	<0.0045		0.0045	0.0014	mg/Kg	☼	02/16/16 08:50	02/20/16 23:33	1
Methylene Chloride	<0.0045		0.0045	0.0034	mg/Kg	☼	02/16/16 08:50	02/20/16 23:33	1
4-Methyl-2-pentanone (MIBK)	<0.0045		0.0045	0.00092	mg/Kg	☼	02/16/16 08:50	02/20/16 23:33	1
Methyl tert-butyl ether	<0.0045		0.0045	0.0011	mg/Kg	☼	02/16/16 08:50	02/20/16 23:33	1
Styrene	<0.0045		0.0045	0.0010	mg/Kg	☼	02/16/16 08:50	02/20/16 23:33	1
1,1,2,2-Tetrachloroethane	<0.0045		0.0045	0.00071	mg/Kg	☼	02/16/16 08:50	02/20/16 23:33	1
Tetrachloroethene	<0.0045		0.0045	0.00093	mg/Kg	☼	02/16/16 08:50	02/20/16 23:33	1
Toluene	<0.0045		0.0045	0.0016	mg/Kg	☼	02/16/16 08:50	02/20/16 23:33	1
trans-1,2-Dichloroethene	<0.0045		0.0045	0.0011	mg/Kg	☼	02/16/16 08:50	02/20/16 23:33	1
trans-1,3-Dichloropropene	<0.0045		0.0045	0.0013	mg/Kg	☼	02/16/16 08:50	02/20/16 23:33	1
1,1,1-Trichloroethane	<0.0045		0.0045	0.0010	mg/Kg	☼	02/16/16 08:50	02/20/16 23:33	1
1,1,2-Trichloroethane	<0.0045		0.0045	0.00086	mg/Kg	☼	02/16/16 08:50	02/20/16 23:33	1
Trichloroethene	<0.0045		0.0045	0.0012	mg/Kg	☼	02/16/16 08:50	02/20/16 23:33	1
Vinyl acetate	<0.0045		0.0045	0.0012	mg/Kg	☼	02/16/16 08:50	02/20/16 23:33	1
Vinyl chloride	<0.0045		0.0045	0.0011	mg/Kg	☼	02/16/16 08:50	02/20/16 23:33	1
Xylenes, Total	<0.0089		0.0089	0.0016	mg/Kg	☼	02/16/16 08:50	02/20/16 23:33	1

Surrogate	%Recovery	Qualifier	Limits	Prepared	Analyzed	Dil Fac
4-Bromofluorobenzene (Surr)	94		70 - 122	02/16/16 08:50	02/20/16 23:33	1
Dibromofluoromethane	98		75 - 120	02/16/16 08:50	02/20/16 23:33	1
1,2-Dichloroethane-d4 (Surr)	95		70 - 134	02/16/16 08:50	02/20/16 23:33	1
Toluene-d8 (Surr)	104		75 - 122	02/16/16 08:50	02/20/16 23:33	1

Method: 8270D - Semivolatile Organic Compounds (GC/MS)

Analyte	Result	Qualifier	RL	MDL	Unit	D	Prepared	Analyzed	Dil Fac
Phenol	<0.19		0.19	0.083	mg/Kg	☼	02/19/16 07:12	02/26/16 17:12	1
Bis(2-chloroethyl)ether	<0.19		0.19	0.056	mg/Kg	☼	02/19/16 07:12	02/26/16 17:12	1
1,3-Dichlorobenzene	<0.19		0.19	0.042	mg/Kg	☼	02/19/16 07:12	02/26/16 17:12	1
1,4-Dichlorobenzene	<0.19		0.19	0.048	mg/Kg	☼	02/19/16 07:12	02/26/16 17:12	1

TestAmerica Chicago

Client Sample Results

Client: Ecology and Environment, Inc.
Project/Site: IDOT - IL 38 - WO 008

TestAmerica Job ID: 500-107595-2

Client Sample ID: 3011-39-B05 (0-1)

Lab Sample ID: 500-107595-13

Date Collected: 02/15/16 13:20

Matrix: Solid

Date Received: 02/16/16 08:00

Percent Solids: 86.7

Method: 8270D - Semivolatile Organic Compounds (GC/MS) (Continued)

Analyte	Result	Qualifier	RL	MDL	Unit	D	Prepared	Analyzed	Dil Fac
1,2-Dichlorobenzene	<0.19		0.19	0.045	mg/Kg	☼	02/19/16 07:12	02/26/16 17:12	1
2-Methylphenol	<0.19		0.19	0.060	mg/Kg	☼	02/19/16 07:12	02/26/16 17:12	1
2,2'-oxybis[1-chloropropane]	<0.19		0.19	0.043	mg/Kg	☼	02/19/16 07:12	02/26/16 17:12	1
N-Nitrosodi-n-propylamine	<0.075		0.075	0.046	mg/Kg	☼	02/19/16 07:12	02/26/16 17:12	1
Hexachloroethane	<0.19		0.19	0.057	mg/Kg	☼	02/19/16 07:12	02/26/16 17:12	1
2-Chlorophenol	<0.19		0.19	0.064	mg/Kg	☼	02/19/16 07:12	02/26/16 17:12	1
Nitrobenzene	<0.037		0.037	0.0093	mg/Kg	☼	02/19/16 07:12	02/26/16 17:12	1
Bis(2-chloroethoxy)methane	<0.19		0.19	0.038	mg/Kg	☼	02/19/16 07:12	02/26/16 17:12	1
1,2,4-Trichlorobenzene	<0.19		0.19	0.040	mg/Kg	☼	02/19/16 07:12	02/26/16 17:12	1
Isophorone	<0.19		0.19	0.042	mg/Kg	☼	02/19/16 07:12	02/26/16 17:12	1
2,4-Dimethylphenol	<0.37		0.37	0.14	mg/Kg	☼	02/19/16 07:12	02/26/16 17:12	1
Hexachlorobutadiene	<0.19		0.19	0.059	mg/Kg	☼	02/19/16 07:12	02/26/16 17:12	1
Naphthalene	<0.037		0.037	0.0058	mg/Kg	☼	02/19/16 07:12	02/26/16 17:12	1
2,4-Dichlorophenol	<0.37		0.37	0.089	mg/Kg	☼	02/19/16 07:12	02/26/16 17:12	1
4-Chloroaniline	<0.75		0.75	0.18	mg/Kg	☼	02/19/16 07:12	02/26/16 17:12	1
2,4,6-Trichlorophenol	<0.37		0.37	0.13	mg/Kg	☼	02/19/16 07:12	02/26/16 17:12	1
2,4,5-Trichlorophenol	<0.37		0.37	0.085	mg/Kg	☼	02/19/16 07:12	02/26/16 17:12	1
Hexachlorocyclopentadiene	<0.75		0.75	0.22	mg/Kg	☼	02/19/16 07:12	02/26/16 17:12	1
2-Methylnaphthalene	<0.037		0.037	0.0069	mg/Kg	☼	02/19/16 07:12	02/26/16 17:12	1
2-Nitroaniline	<0.19		0.19	0.050	mg/Kg	☼	02/19/16 07:12	02/26/16 17:12	1
2-Chloronaphthalene	<0.19		0.19	0.041	mg/Kg	☼	02/19/16 07:12	02/26/16 17:12	1
4-Chloro-3-methylphenol	<0.37		0.37	0.13	mg/Kg	☼	02/19/16 07:12	02/26/16 17:12	1
2,6-Dinitrotoluene	<0.19		0.19	0.074	mg/Kg	☼	02/19/16 07:12	02/26/16 17:12	1
2-Nitrophenol	<0.37		0.37	0.088	mg/Kg	☼	02/19/16 07:12	02/26/16 17:12	1
3-Nitroaniline	<0.37		0.37	0.12	mg/Kg	☼	02/19/16 07:12	02/26/16 17:12	1
Dimethyl phthalate	<0.19		0.19	0.049	mg/Kg	☼	02/19/16 07:12	02/26/16 17:12	1
2,4-Dinitrophenol	<0.75		0.75	0.66	mg/Kg	☼	02/19/16 07:12	02/26/16 17:12	1
Acenaphthylene	<0.037		0.037	0.0049	mg/Kg	☼	02/19/16 07:12	02/26/16 17:12	1
2,4-Dinitrotoluene	<0.19		0.19	0.059	mg/Kg	☼	02/19/16 07:12	02/26/16 17:12	1
Acenaphthene	<0.037		0.037	0.0067	mg/Kg	☼	02/19/16 07:12	02/26/16 17:12	1
Dibenzofuran	<0.19		0.19	0.044	mg/Kg	☼	02/19/16 07:12	02/26/16 17:12	1
4-Nitrophenol	<0.75		0.75	0.36	mg/Kg	☼	02/19/16 07:12	02/26/16 17:12	1
Fluorene	<0.037		0.037	0.0053	mg/Kg	☼	02/19/16 07:12	02/26/16 17:12	1
4-Nitroaniline	<0.37		0.37	0.16	mg/Kg	☼	02/19/16 07:12	02/26/16 17:12	1
4-Bromophenyl phenyl ether	<0.19		0.19	0.049	mg/Kg	☼	02/19/16 07:12	02/26/16 17:12	1
Hexachlorobenzene	<0.075		0.075	0.0087	mg/Kg	☼	02/19/16 07:12	02/26/16 17:12	1
Diethyl phthalate	<0.19		0.19	0.063	mg/Kg	☼	02/19/16 07:12	02/26/16 17:12	1
4-Chlorophenyl phenyl ether	<0.19		0.19	0.044	mg/Kg	☼	02/19/16 07:12	02/26/16 17:12	1
Pentachlorophenol	<0.75		0.75	0.60	mg/Kg	☼	02/19/16 07:12	02/26/16 17:12	1
N-Nitrosodiphenylamine	<0.19		0.19	0.044	mg/Kg	☼	02/19/16 07:12	02/26/16 17:12	1
4,6-Dinitro-2-methylphenol	<0.75		0.75	0.30	mg/Kg	☼	02/19/16 07:12	02/26/16 17:12	1
Phenanthrene	0.052		0.037	0.0052	mg/Kg	☼	02/19/16 07:12	02/26/16 17:12	1
Anthracene	0.0094 J		0.037	0.0063	mg/Kg	☼	02/19/16 07:12	02/26/16 17:12	1
Carbazole	<0.19		0.19	0.094	mg/Kg	☼	02/19/16 07:12	02/26/16 17:12	1
Di-n-butyl phthalate	<0.19		0.19	0.057	mg/Kg	☼	02/19/16 07:12	02/26/16 17:12	1
Fluoranthene	0.077		0.037	0.0069	mg/Kg	☼	02/19/16 07:12	02/26/16 17:12	1
Pyrene	0.19		0.037	0.0074	mg/Kg	☼	02/19/16 07:12	02/26/16 17:12	1
Butyl benzyl phthalate	<0.19		0.19	0.071	mg/Kg	☼	02/19/16 07:12	02/26/16 17:12	1
Benzo[a]anthracene	0.054		0.037	0.0050	mg/Kg	☼	02/19/16 07:12	02/26/16 17:12	1

TestAmerica Chicago

Client Sample Results

Client: Ecology and Environment, Inc.
Project/Site: IDOT - IL 38 - WO 008

TestAmerica Job ID: 500-107595-2

Client Sample ID: 3011-39-B05 (0-1)

Lab Sample ID: 500-107595-13

Date Collected: 02/15/16 13:20

Matrix: Solid

Date Received: 02/16/16 08:00

Percent Solids: 86.7

Method: 8270D - Semivolatile Organic Compounds (GC/MS) (Continued)

Analyte	Result	Qualifier	RL	MDL	Unit	D	Prepared	Analyzed	Dil Fac
Chrysene	0.073		0.037	0.010	mg/Kg	☼	02/19/16 07:12	02/26/16 17:12	1
3,3'-Dichlorobenzidine	<0.19		0.19	0.052	mg/Kg	☼	02/19/16 07:12	02/26/16 17:12	1
Bis(2-ethylhexyl) phthalate	<0.19		0.19	0.068	mg/Kg	☼	02/19/16 07:12	02/26/16 17:12	1
Di-n-octyl phthalate	<0.19		0.19	0.061	mg/Kg	☼	02/19/16 07:12	02/26/16 17:12	1
Benzo[b]fluoranthene	0.11		0.037	0.0081	mg/Kg	☼	02/19/16 07:12	02/26/16 17:12	1
Benzo[k]fluoranthene	0.052		0.037	0.011	mg/Kg	☼	02/19/16 07:12	02/26/16 17:12	1
Benzo[a]pyrene	0.072		0.037	0.0072	mg/Kg	☼	02/19/16 07:12	02/26/16 17:12	1
Indeno[1,2,3-cd]pyrene	0.061		0.037	0.0097	mg/Kg	☼	02/19/16 07:12	02/26/16 17:12	1
Dibenz(a,h)anthracene	<0.037		0.037	0.0072	mg/Kg	☼	02/19/16 07:12	02/26/16 17:12	1
Benzo[g,h,i]perylene	0.077		0.037	0.012	mg/Kg	☼	02/19/16 07:12	02/26/16 17:12	1
3 & 4 Methylphenol	<0.19		0.19	0.062	mg/Kg	☼	02/19/16 07:12	02/26/16 17:12	1

Surrogate	%Recovery	Qualifier	Limits	Prepared	Analyzed	Dil Fac
2-Fluorophenol	76		25 - 110	02/19/16 07:12	02/26/16 17:12	1
Phenol-d5	75		31 - 110	02/19/16 07:12	02/26/16 17:12	1
Nitrobenzene-d5	67		25 - 115	02/19/16 07:12	02/26/16 17:12	1
2-Fluorobiphenyl	74		25 - 119	02/19/16 07:12	02/26/16 17:12	1
2,4,6-Tribromophenol	66		35 - 137	02/19/16 07:12	02/26/16 17:12	1
Terphenyl-d14	194	X	36 - 134	02/19/16 07:12	02/26/16 17:12	1

Method: 6010B - Metals (ICP)

Analyte	Result	Qualifier	RL	MDL	Unit	D	Prepared	Analyzed	Dil Fac
Antimony	0.54	J	1.1	0.24	mg/Kg	☼	02/21/16 17:45	02/24/16 21:48	1
Arsenic	5.5		0.57	0.27	mg/Kg	☼	02/21/16 17:45	02/24/16 21:48	1
Barium	56		0.57	0.11	mg/Kg	☼	02/21/16 17:45	02/24/16 21:48	1
Beryllium	0.38		0.23	0.050	mg/Kg	☼	02/21/16 17:45	02/24/16 21:48	1
Boron	6.5		2.9	0.40	mg/Kg	☼	02/21/16 17:45	02/24/16 21:48	1
Cadmium	0.18		0.11	0.033	mg/Kg	☼	02/21/16 17:45	02/24/16 21:48	1
Calcium	100000		110	37	mg/Kg	☼	02/21/16 17:45	02/25/16 14:13	10
Chromium	9.5	B	0.57	0.099	mg/Kg	☼	02/21/16 17:45	02/24/16 21:48	1
Cobalt	5.3		0.29	0.065	mg/Kg	☼	02/21/16 17:45	02/24/16 21:48	1
Copper	20		0.57	0.12	mg/Kg	☼	02/21/16 17:45	02/24/16 21:48	1
Iron	11000		11	4.4	mg/Kg	☼	02/21/16 17:45	02/24/16 21:48	1
Lead	46		0.29	0.14	mg/Kg	☼	02/21/16 17:45	02/24/16 21:48	1
Magnesium	48000		5.7	2.3	mg/Kg	☼	02/21/16 17:45	02/24/16 21:48	1
Manganese	380		0.57	0.11	mg/Kg	☼	02/21/16 17:45	02/24/16 21:48	1
Nickel	12		0.57	0.16	mg/Kg	☼	02/21/16 17:45	02/24/16 21:48	1
Potassium	700		29	4.7	mg/Kg	☼	02/21/16 17:45	02/24/16 21:48	1
Selenium	0.59		0.57	0.28	mg/Kg	☼	02/21/16 17:45	02/24/16 21:48	1
Silver	<0.29		0.29	0.067	mg/Kg	☼	02/21/16 17:45	02/24/16 21:48	1
Sodium	1700		57	7.6	mg/Kg	☼	02/21/16 17:45	02/24/16 21:48	1
Thallium	<0.57		0.57	0.28	mg/Kg	☼	02/21/16 17:45	02/24/16 21:48	1
Vanadium	17		0.29	0.084	mg/Kg	☼	02/21/16 17:45	02/24/16 21:48	1
Zinc	54		1.1	0.36	mg/Kg	☼	02/21/16 17:45	02/24/16 21:48	1

Method: 6010B - Metals (ICP) - TCLP

Analyte	Result	Qualifier	RL	MDL	Unit	D	Prepared	Analyzed	Dil Fac
Barium	0.53		0.50	0.050	mg/L		02/22/16 09:43	02/23/16 04:07	1
Beryllium	<0.0040		0.0040	0.0040	mg/L		02/22/16 09:43	02/23/16 04:07	1
Boron	0.12	J	0.50	0.050	mg/L		02/22/16 09:43	02/23/16 04:07	1

TestAmerica Chicago

Client Sample Results

Client: Ecology and Environment, Inc.
Project/Site: IDOT - IL 38 - WO 008

TestAmerica Job ID: 500-107595-2

Client Sample ID: 3011-39-B05 (0-1)

Lab Sample ID: 500-107595-13

Date Collected: 02/15/16 13:20

Matrix: Solid

Date Received: 02/16/16 08:00

Percent Solids: 86.7

Method: 6010B - Metals (ICP) - TCLP (Continued)

Analyte	Result	Qualifier	RL	MDL	Unit	D	Prepared	Analyzed	Dil Fac
Cadmium	<0.0050		0.0050	0.0020	mg/L		02/22/16 09:43	02/23/16 04:07	1
Chromium	<0.025		0.025	0.010	mg/L		02/22/16 09:43	02/23/16 04:07	1
Cobalt	<0.025		0.025	0.010	mg/L		02/22/16 09:43	02/23/16 04:07	1
Iron	<0.40		0.40	0.20	mg/L		02/22/16 09:43	02/23/16 04:07	1
Lead	<0.0075		0.0075	0.0075	mg/L		02/22/16 09:43	02/23/16 04:07	1
Manganese	4.0		0.025	0.010	mg/L		02/22/16 09:43	02/23/16 04:07	1
Nickel	0.015	J	0.025	0.010	mg/L		02/22/16 09:43	02/23/16 04:07	1
Selenium	<0.050		0.050	0.020	mg/L		02/22/16 09:43	02/23/16 04:07	1
Silver	<0.025		0.025	0.010	mg/L		02/22/16 09:43	02/23/16 04:07	1
Zinc	0.075	J	0.50	0.020	mg/L		02/22/16 09:43	02/23/16 04:07	1

Method: 6010B - Metals (ICP) - SPLP East

Analyte	Result	Qualifier	RL	MDL	Unit	D	Prepared	Analyzed	Dil Fac
Manganese	0.39		0.025	0.010	mg/L		02/22/16 09:48	02/24/16 01:33	1

Method: 6020A - Metals (ICP/MS) - TCLP

Analyte	Result	Qualifier	RL	MDL	Unit	D	Prepared	Analyzed	Dil Fac
Antimony	<0.0060		0.0060	0.0060	mg/L		02/22/16 09:43	02/23/16 14:05	1
Thallium	<0.0020		0.0020	0.0020	mg/L		02/22/16 09:43	02/23/16 14:05	1

Method: 7470A - TCLP Mercury - TCLP

Analyte	Result	Qualifier	RL	MDL	Unit	D	Prepared	Analyzed	Dil Fac
Mercury	<0.00020		0.00020	0.00020	mg/L		02/22/16 15:15	02/23/16 12:32	1

Method: 7471B - Mercury (CVAA)

Analyte	Result	Qualifier	RL	MDL	Unit	D	Prepared	Analyzed	Dil Fac
Mercury	0.012	J	0.018	0.0093	mg/Kg	☼	02/19/16 16:00	02/22/16 13:39	1

General Chemistry

Analyte	Result	Qualifier	RL	MDL	Unit	D	Prepared	Analyzed	Dil Fac
pH	8.28		0.200	0.200	SU			02/18/16 20:16	1

Definitions/Glossary

Client: Ecology and Environment, Inc.
Project/Site: IDOT - IL 38 - WO 008

TestAmerica Job ID: 500-107595-2

Qualifiers

GC/MS VOA

Qualifier	Qualifier Description
*	LCS or LCSD is outside acceptance limits.

GC/MS Semi VOA

Qualifier	Qualifier Description
J	Result is less than the RL but greater than or equal to the MDL and the concentration is an approximate value.
X	Surrogate is outside control limits

Metals

Qualifier	Qualifier Description
J	Result is less than the RL but greater than or equal to the MDL and the concentration is an approximate value.
B	Compound was found in the blank and sample.

Glossary

Abbreviation	These commonly used abbreviations may or may not be present in this report.
α	Listed under the "D" column to designate that the result is reported on a dry weight basis
%R	Percent Recovery
CFL	Contains Free Liquid
CNF	Contains no Free Liquid
DER	Duplicate error ratio (normalized absolute difference)
Dil Fac	Dilution Factor
DL, RA, RE, IN	Indicates a Dilution, Re-analysis, Re-extraction, or additional Initial metals/anion analysis of the sample
DLC	Decision level concentration
MDA	Minimum detectable activity
EDL	Estimated Detection Limit
MDC	Minimum detectable concentration
MDL	Method Detection Limit
ML	Minimum Level (Dioxin)
NC	Not Calculated
ND	Not detected at the reporting limit (or MDL or EDL if shown)
PQL	Practical Quantitation Limit
QC	Quality Control
RER	Relative error ratio
RL	Reporting Limit or Requested Limit (Radiochemistry)
RPD	Relative Percent Difference, a measure of the relative difference between two points
TEF	Toxicity Equivalent Factor (Dioxin)
TEQ	Toxicity Equivalent Quotient (Dioxin)

Certification Summary

Client: Ecology and Environment, Inc.
Project/Site: IDOT - IL 38 - WO 008

TestAmerica Job ID: 500-107595-2


Laboratory: TestAmerica Chicago

Unless otherwise noted, all analytes for this laboratory were covered under each certification below.

Authority	Program	EPA Region	Certification ID	Expiration Date
Illinois	NELAP	5	100201	04-30-16

The following analytes are included in this report, but certification is not offered by the governing authority:

Analysis Method	Prep Method	Matrix	Analyte
6020A	3010A	Solid	Antimony
6020A	3010A	Solid	Thallium
8260B	5035	Solid	1,3-Dichloropropene, Total
Moisture		Solid	Percent Moisture
Moisture		Solid	Percent Solids



TestAmerica

THE LEADER IN ENVIRONMENTAL TESTING

2417 Bond Street, University Park, IL 60484
 Phone: 708.534.5200 Fax: 708.534.5211

Report To _____ (optional)
 Contact: _____
 Company: _____
 Address: _____
 Address: _____
 Phone: _____
 Fax: _____
 E-Mail: _____

Bill To _____ (optional)
 Contact: _____
 Company: _____
 Address: _____
 Address: _____
 Phone: _____
 Fax: _____
 PO#/Reference# _____

Chain of Custody Record

Lab Job #: 500-107595
 Chain of Custody Number: _____
 Page _____ of _____
 Temperature °C of Cooler: _____

Client		Client Project #		Preservative							Preservative Key 1. HCl, Cool to 4° 2. H2SO4, Cool to 4° 3. HNO3, Cool to 4° 4. NaOH, Cool to 4° 5. NaOH/Zn, Cool to 4° 6. NaHSO4 7. Cool to 4° 8. None 9. Other		
Project Name		Lab Project #		Parameter									
Project Location/State		Lab PM											
Sampler													
Lab ID	MS/MSD	Sample ID	Date	Time	# of Containers	Matrix						Comments	
7		3011-39-B06(0-1)	2/15/16	1105	2 S		Voc	SOC	Colt-M	TCW/TPM	TPM		
8		3011-39-B04(0-1)	2/15/16	1115	2 S								
9		3011-39-B01(0-1)	2/15/16	1240	2 S								
10		3011-39-B01(0-1) D	2/15/16	1240	2 S								
11		3011-39-B02(0-1)	2/15/16	1250	2 S								
12		3011-39-B03(0-1)	2/15/16	1255	2 S								
13		3011-39-B05(0-1)	2/15/16	1320	2 S								
							2/15/16						

Turnaround Time Required (Business Days)
 ___ 1 Day ___ 2 Days ___ 5 Days ___ 7 Days ___ 10 Days ___ 15 Days ___ Other

Requested Due Date _____

Sample Disposal
 Return to Client Disposal by Lab Archive for _____ Months (A fee may be assessed if samples are retained longer than 1 month)

Relinquished By: <u>[Signature]</u> Company: <u>BE</u> Date: <u>2/15/16</u> Time: <u>1540</u>	Received By: <u>[Signature]</u> Company: <u>TA</u> Date: <u>2/15/16</u> Time: <u>1550</u>
Relinquished By: <u>[Signature]</u> Company: <u>TA</u> Date: <u>2/15/16</u> Time: <u>1710</u>	Received By: <u>[Signature]</u> Company: <u>TA-CPE</u> Date: <u>2/16/16</u> Time: <u>0800</u>
Relinquished By: _____ Company: _____ Date: _____ Time: _____	Received By: _____ Company: _____ Date: _____ Time: _____

Lab Courier: [Signature]
 Shipped: _____
 Hand Delivered: _____

- Matrix Key
- WW - Wastewater
 - W - Water
 - S - Soil
 - SL - Sludge
 - MS - Miscellaneous
 - OL - Oil
 - A - Air
 - SE - Sediment
 - SO - Soil
 - L - Leachate
 - WI - Wipe
 - DW - Drinking Water
 - O - Other

Client Comments: _____

Lab Comments: _____

Login Sample Receipt Checklist

Client: Ecology and Environment, Inc.

Job Number: 500-107595-2

Login Number: 107595

List Source: TestAmerica Chicago

List Number: 1

Creator: Scott, Sherri L

Question	Answer	Comment
Radioactivity wasn't checked or is \leq background as measured by a survey meter.	True	
The cooler's custody seal, if present, is intact.	True	
Sample custody seals, if present, are intact.	True	
The cooler or samples do not appear to have been compromised or tampered with.	True	
Samples were received on ice.	True	
Cooler Temperature is acceptable.	True	
Cooler Temperature is recorded.	True	2.9,2.7,3.0,2.4,3.2
COC is present.	True	
COC is filled out in ink and legible.	True	
COC is filled out with all pertinent information.	True	
Is the Field Sampler's name present on COC?	True	
There are no discrepancies between the containers received and the COC.	True	
Samples are received within Holding Time (excluding tests with immediate HTs)	True	
Sample containers have legible labels.	True	
Containers are not broken or leaking.	True	
Sample collection date/times are provided.	True	
Appropriate sample containers are used.	True	
Sample bottles are completely filled.	True	
Sample Preservation Verified.	True	
There is sufficient vol. for all requested analyses, incl. any requested MS/MSDs	True	
Containers requiring zero headspace have no headspace or bubble is <math><6\text{mm}</math> (1/4").	N/A	
Multiphasic samples are not present.	True	
Samples do not require splitting or compositing.	True	
Residual Chlorine Checked.	N/A	



TestAmerica

THE LEADER IN ENVIRONMENTAL TESTING

ANALYTICAL REPORT

TestAmerica Laboratories, Inc.
TestAmerica Chicago
2417 Bond Street
University Park, IL 60484
Tel: (708)534-5200

TestAmerica Job ID: 500-107595-3
Client Project/Site: IDOT - IL 38 - WO 008

For:
Ecology and Environment, Inc.
33 West Monroe St.
Suite 1410
Chicago, Illinois 60603

Attn: Mr. Dean Tiebout

Jodie Bracken

Authorized for release by:
2/29/2016 4:27:30 PM
Jodie Bracken, Project Management Assistant II
jodie.bracken@testamericainc.com

Designee for
Richard Wright, Senior Project Manager
(708)534-5200
richard.wright@testamericainc.com

LINKS

Review your project
results through
TotalAccess

Have a Question?



Visit us at:
www.testamericainc.com

The test results in this report meet all 2003 NELAC and 2009 TNI requirements for accredited parameters, exceptions are noted in this report. This report may not be reproduced except in full, and with written approval from the laboratory. For questions please contact the Project Manager at the e-mail address or telephone number listed on this page.

This report has been electronically signed and authorized by the signatory. Electronic signature is intended to be the legally binding equivalent of a traditionally handwritten signature.

Results relate only to the items tested and the sample(s) as received by the laboratory.

1

2

3

4

5

6

7

8

9

10



Table of Contents

Cover Page	1
Table of Contents	2
Case Narrative	3
Detection Summary	4
Sample Summary	6
Client Sample Results	7
Definitions	15
Certification Summary	16
Chain of Custody	17
Receipt Checklists	18

Case Narrative

Client: Ecology and Environment, Inc.
Project/Site: IDOT - IL 38 - WO 008

TestAmerica Job ID: 500-107595-3

Job ID: 500-107595-3

Laboratory: TestAmerica Chicago

Narrative

Job Narrative 500-107595-3

Comments

No additional comments.

Receipt

The samples were received on 2/16/2016 8:00 AM; the samples arrived in good condition, properly preserved and, where required, on ice. The temperatures of the 5 coolers at receipt time were 2.4° C, 2.7° C, 2.9° C, 3.0° C and 3.2° C.

GC/MS VOA

Method(s) 8260B: The continuing calibration verification (CCV) associated with batch 500-323718 recovered above the upper control limit for Chloromethane. The samples associated with this CCV were non-detects for the affected analyte; therefore, the data have been reported.

Method(s) 8260B: The laboratory control sample (LCS) for batch 500-323718 recovered outside control limits for the following analyte: Chloromethane. This analyte was biased high in the LCS and was not detected in the associated samples; therefore, the data have been reported.

No additional analytical or quality issues were noted, other than those described above or in the Definitions/Glossary page.

GC/MS Semi VOA

Method(s) 8270D: The following samples contained one acid surrogate and/or one base/neutral surrogate outside acceptance limits: 3011-40-B01 (0-1) (500-107595-14), 3011-40-B02 (0-1) (500-107595-15), (500-107595-E-1-A), (500-107595-E-1-B MS) and (500-107595-E-1-C MSD). The laboratory's SOP allows one acid and one base/neutral surrogate to be outside acceptance limits; therefore, re-extraction was not performed. These results have been reported and qualified.

No additional analytical or quality issues were noted, other than those described above or in the Definitions/Glossary page.

Metals

Method(s) 6010B: The method blank for preparation batch 500-323833 and analytical batch 500-324356 contained Chromium above the reporting limit (RL). Associated samples 3011-40-B01 (0-1) (500-107595-14) and (500-107595-E-1-J) were not re-extracted and/or re-analyzed because results were greater than 10X the value found in the method blank.

Method(s) 6010B: The following samples was diluted to bring the concentration of target and non-target analytes within the calibration range: 3011-40-B02 (0-1) (500-107595-15). Elevated reporting limits (RLs) are provided.

No additional analytical or quality issues were noted, other than those described above or in the Definitions/Glossary page.

General Chemistry

No analytical or quality issues were noted, other than those described in the Definitions/Glossary page.

Organic Prep

No analytical or quality issues were noted, other than those described in the Definitions/Glossary page.

Detection Summary

Client: Ecology and Environment, Inc.
Project/Site: IDOT - IL 38 - WO 008

TestAmerica Job ID: 500-107595-3



Client Sample ID: 3011-40-B02 (0-1)

Lab Sample ID: 500-107595-15

Analyte	Result	Qualifier	RL	MDL	Unit	Dil	Fac	D	Method	Prep Type
Acetone	0.038		0.019	0.0037	mg/Kg	1	*	*	8260B	Total/NA
Naphthalene	0.015	J	0.036	0.0055	mg/Kg	1	*	*	8270D	Total/NA
2-Methylnaphthalene	0.0074	J	0.036	0.0066	mg/Kg	1	*	*	8270D	Total/NA
Acenaphthene	0.015	J	0.036	0.0065	mg/Kg	1	*	*	8270D	Total/NA
Fluorene	0.022	J	0.036	0.0050	mg/Kg	1	*	*	8270D	Total/NA
Phenanthrene	0.24		0.036	0.0050	mg/Kg	1	*	*	8270D	Total/NA
Anthracene	0.061		0.036	0.0060	mg/Kg	1	*	*	8270D	Total/NA
Fluoranthene	0.21		0.036	0.0067	mg/Kg	1	*	*	8270D	Total/NA
Pyrene	0.48		0.036	0.0071	mg/Kg	1	*	*	8270D	Total/NA

This Detection Summary does not include radiochemical test results.

TestAmerica Chicago

Detection Summary

Client: Ecology and Environment, Inc.
Project/Site: IDOT - IL 38 - WO 008

TestAmerica Job ID: 500-107595-3

Client Sample ID: 3011-40-B02 (0-1) (Continued)

Lab Sample ID: 500-107595-15

Analyte	Result	Qualifier	RL	MDL	Unit	Dil Fac	D	Method	Prep Type
Butyl benzyl phthalate	0.12	J	0.18	0.068	mg/Kg	1	☼	8270D	Total/NA
Benzo[a]anthracene	0.15		0.036	0.0048	mg/Kg	1	☼	8270D	Total/NA
Chrysene	0.17		0.036	0.0098	mg/Kg	1	☼	8270D	Total/NA
Benzo[b]fluoranthene	0.23		0.036	0.0078	mg/Kg	1	☼	8270D	Total/NA
Benzo[k]fluoranthene	0.099		0.036	0.011	mg/Kg	1	☼	8270D	Total/NA
Benzo[a]pyrene	0.16		0.036	0.0070	mg/Kg	1	☼	8270D	Total/NA
Indeno[1,2,3-cd]pyrene	0.11		0.036	0.0093	mg/Kg	1	☼	8270D	Total/NA
Benzo[g,h,i]perylene	0.12		0.036	0.012	mg/Kg	1	☼	8270D	Total/NA
Arsenic	3.8		2.9	1.3	mg/Kg	5	☼	6010B	Total/NA
Barium	60		2.9	0.52	mg/Kg	5	☼	6010B	Total/NA
Beryllium	0.39	J	1.1	0.25	mg/Kg	5	☼	6010B	Total/NA
Boron	8.8		2.9	0.40	mg/Kg	1	☼	6010B	Total/NA
Cadmium	0.33	J	0.57	0.17	mg/Kg	5	☼	6010B	Total/NA
Calcium	130000		57	18	mg/Kg	5	☼	6010B	Total/NA
Chromium	9.4	B	2.9	0.49	mg/Kg	5	☼	6010B	Total/NA
Cobalt	4.0		1.4	0.32	mg/Kg	5	☼	6010B	Total/NA
Copper	13		2.9	0.62	mg/Kg	5	☼	6010B	Total/NA
Iron	8500		57	22	mg/Kg	5	☼	6010B	Total/NA
Lead	47		1.4	0.71	mg/Kg	5	☼	6010B	Total/NA
Magnesium	74000		29	12	mg/Kg	5	☼	6010B	Total/NA
Manganese	540		2.9	0.57	mg/Kg	5	☼	6010B	Total/NA
Nickel	7.8		2.9	0.78	mg/Kg	5	☼	6010B	Total/NA
Potassium	900		29	4.7	mg/Kg	1	☼	6010B	Total/NA
Sodium	1500		57	7.6	mg/Kg	1	☼	6010B	Total/NA
Vanadium	11		0.29	0.084	mg/Kg	1	☼	6010B	Total/NA
Zinc	43		5.7	1.8	mg/Kg	5	☼	6010B	Total/NA
Barium	0.51		0.50	0.050	mg/L	1		6010B	TCLP
Boron	0.067	J	0.50	0.050	mg/L	1		6010B	TCLP
Cobalt	0.020	J	0.025	0.010	mg/L	1		6010B	TCLP
Manganese	5.1		0.025	0.010	mg/L	1		6010B	TCLP
Nickel	0.015	J	0.025	0.010	mg/L	1		6010B	TCLP
Zinc	0.082	J	0.50	0.020	mg/L	1		6010B	TCLP
Manganese	0.22		0.025	0.010	mg/L	1		6010B	SPLP East
Mercury	0.016	J	0.017	0.0087	mg/Kg	1	☼	7471B	Total/NA
pH	8.65		0.200	0.200	SU	1		9045D	Total/NA

This Detection Summary does not include radiochemical test results.

TestAmerica Chicago

Sample Summary

Client: Ecology and Environment, Inc.
Project/Site: IDOT - IL 38 - WO 008

TestAmerica Job ID: 500-107595-3

Lab Sample ID	Client Sample ID	Matrix	Collected	Received
500-107595-15	3011-40-B02 (0-1)	Solid	02/15/16 13:15	02/16/16 08:00

1

2

3

4

5

6

7

8

9

10

Client Sample Results

Client: Ecology and Environment, Inc.
Project/Site: IDOT - IL 38 - WO 008

TestAmerica Job ID: 500-107595-3

Client Sample ID: 3011-40-B02 (0-1)

Lab Sample ID: 500-107595-15

Date Collected: 02/15/16 13:15

Matrix: Solid

Date Received: 02/16/16 08:00

Percent Solids: 86.8

Method: 8260B - Volatile Organic Compounds (GC/MS)

Analyte	Result	Qualifier	RL	MDL	Unit	D	Prepared	Analyzed	Dil Fac
Acetone	0.038		0.019	0.0037	mg/Kg	☼	02/16/16 08:50	02/21/16 00:24	1
Benzene	<0.0047		0.0047	0.0011	mg/Kg	☼	02/16/16 08:50	02/21/16 00:24	1
Bromodichloromethane	<0.0047		0.0047	0.00080	mg/Kg	☼	02/16/16 08:50	02/21/16 00:24	1
Bromoform	<0.0047		0.0047	0.00097	mg/Kg	☼	02/16/16 08:50	02/21/16 00:24	1
Bromomethane	<0.0047		0.0047	0.0017	mg/Kg	☼	02/16/16 08:50	02/21/16 00:24	1
2-Butanone (MEK)	<0.0047		0.0047	0.0017	mg/Kg	☼	02/16/16 08:50	02/21/16 00:24	1
Carbon disulfide	<0.0047		0.0047	0.0017	mg/Kg	☼	02/16/16 08:50	02/21/16 00:24	1
Carbon tetrachloride	<0.0047		0.0047	0.0010	mg/Kg	☼	02/16/16 08:50	02/21/16 00:24	1
Chlorobenzene	<0.0047		0.0047	0.0011	mg/Kg	☼	02/16/16 08:50	02/21/16 00:24	1
Chloroethane	<0.0047		0.0047	0.0020	mg/Kg	☼	02/16/16 08:50	02/21/16 00:24	1
Chloroform	<0.0047		0.0047	0.00092	mg/Kg	☼	02/16/16 08:50	02/21/16 00:24	1
Chloromethane	<0.0047 *		0.0047	0.0011	mg/Kg	☼	02/16/16 08:50	02/21/16 00:24	1
cis-1,2-Dichloroethene	<0.0047		0.0047	0.00097	mg/Kg	☼	02/16/16 08:50	02/21/16 00:24	1
cis-1,3-Dichloropropene	<0.0047		0.0047	0.0011	mg/Kg	☼	02/16/16 08:50	02/21/16 00:24	1
Dibromochloromethane	<0.0047		0.0047	0.00054	mg/Kg	☼	02/16/16 08:50	02/21/16 00:24	1
1,1-Dichloroethane	<0.0047		0.0047	0.00098	mg/Kg	☼	02/16/16 08:50	02/21/16 00:24	1
1,2-Dichloroethane	<0.0047		0.0047	0.00070	mg/Kg	☼	02/16/16 08:50	02/21/16 00:24	1
1,1-Dichloroethene	<0.0047		0.0047	0.0017	mg/Kg	☼	02/16/16 08:50	02/21/16 00:24	1
1,2-Dichloropropane	<0.0047		0.0047	0.0012	mg/Kg	☼	02/16/16 08:50	02/21/16 00:24	1
1,3-Dichloropropane, Total	<0.0047		0.0047	0.0013	mg/Kg	☼	02/16/16 08:50	02/21/16 00:24	1
Ethylbenzene	<0.0047		0.0047	0.0012	mg/Kg	☼	02/16/16 08:50	02/21/16 00:24	1
2-Hexanone	<0.0047		0.0047	0.0015	mg/Kg	☼	02/16/16 08:50	02/21/16 00:24	1
Methylene Chloride	<0.0047		0.0047	0.0036	mg/Kg	☼	02/16/16 08:50	02/21/16 00:24	1
4-Methyl-2-pentanone (MIBK)	<0.0047		0.0047	0.00098	mg/Kg	☼	02/16/16 08:50	02/21/16 00:24	1
Methyl tert-butyl ether	<0.0047		0.0047	0.0011	mg/Kg	☼	02/16/16 08:50	02/21/16 00:24	1
Styrene	<0.0047		0.0047	0.0011	mg/Kg	☼	02/16/16 08:50	02/21/16 00:24	1
1,1,1,2-Tetrachloroethane	<0.0047		0.0047	0.00075	mg/Kg	☼	02/16/16 08:50	02/21/16 00:24	1
Tetrachloroethene	<0.0047		0.0047	0.00098	mg/Kg	☼	02/16/16 08:50	02/21/16 00:24	1
Toluene	<0.0047		0.0047	0.0016	mg/Kg	☼	02/16/16 08:50	02/21/16 00:24	1
trans-1,2-Dichloroethene	<0.0047		0.0047	0.0012	mg/Kg	☼	02/16/16 08:50	02/21/16 00:24	1
trans-1,3-Dichloropropene	<0.0047		0.0047	0.0013	mg/Kg	☼	02/16/16 08:50	02/21/16 00:24	1
1,1,1-Trichloroethane	<0.0047		0.0047	0.0011	mg/Kg	☼	02/16/16 08:50	02/21/16 00:24	1
1,1,2-Trichloroethane	<0.0047		0.0047	0.00092	mg/Kg	☼	02/16/16 08:50	02/21/16 00:24	1
Trichloroethene	<0.0047		0.0047	0.0013	mg/Kg	☼	02/16/16 08:50	02/21/16 00:24	1
Vinyl acetate	<0.0047		0.0047	0.0013	mg/Kg	☼	02/16/16 08:50	02/21/16 00:24	1
Vinyl chloride	<0.0047		0.0047	0.0011	mg/Kg	☼	02/16/16 08:50	02/21/16 00:24	1
Xylenes, Total	<0.0095		0.0095	0.0018	mg/Kg	☼	02/16/16 08:50	02/21/16 00:24	1

Surrogate	%Recovery	Qualifier	Limits	Prepared	Analyzed	Dil Fac
4-Bromofluorobenzene (Surr)	97		70 - 122	02/16/16 08:50	02/21/16 00:24	1
Dibromofluoromethane	92		75 - 120	02/16/16 08:50	02/21/16 00:24	1
1,2-Dichloroethane-d4 (Surr)	81		70 - 134	02/16/16 08:50	02/21/16 00:24	1
Toluene-d8 (Surr)	109		75 - 122	02/16/16 08:50	02/21/16 00:24	1

Method: 8270D - Semivolatile Organic Compounds (GC/MS)

Analyte	Result	Qualifier	RL	MDL	Unit	D	Prepared	Analyzed	Dil Fac
Phenol	<0.18		0.18	0.080	mg/Kg	☼	02/19/16 07:12	02/26/16 18:09	1
Bis(2-chloroethyl)ether	<0.18		0.18	0.054	mg/Kg	☼	02/19/16 07:12	02/26/16 18:09	1
1,3-Dichlorobenzene	<0.18		0.18	0.040	mg/Kg	☼	02/19/16 07:12	02/26/16 18:09	1
1,4-Dichlorobenzene	<0.18		0.18	0.046	mg/Kg	☼	02/19/16 07:12	02/26/16 18:09	1

TestAmerica Chicago

Client Sample Results

Client: Ecology and Environment, Inc.
Project/Site: IDOT - IL 38 - WO 008

TestAmerica Job ID: 500-107595-3

Client Sample ID: 3011-40-B02 (0-1)

Lab Sample ID: 500-107595-15

Date Collected: 02/15/16 13:15

Matrix: Solid

Date Received: 02/16/16 08:00

Percent Solids: 86.8

Method: 8270D - Semivolatile Organic Compounds (GC/MS) (Continued)

Analyte	Result	Qualifier	RL	MDL	Unit	D	Prepared	Analyzed	Dil Fac
1,2-Dichlorobenzene	<0.18		0.18	0.043	mg/Kg	☼	02/19/16 07:12	02/26/16 18:09	1
2-Methylphenol	<0.18		0.18	0.058	mg/Kg	☼	02/19/16 07:12	02/26/16 18:09	1
2,2'-oxybis[1-chloropropane]	<0.18		0.18	0.042	mg/Kg	☼	02/19/16 07:12	02/26/16 18:09	1
N-Nitrosodi-n-propylamine	<0.072		0.072	0.044	mg/Kg	☼	02/19/16 07:12	02/26/16 18:09	1
Hexachloroethane	<0.18		0.18	0.055	mg/Kg	☼	02/19/16 07:12	02/26/16 18:09	1
2-Chlorophenol	<0.18		0.18	0.061	mg/Kg	☼	02/19/16 07:12	02/26/16 18:09	1
Nitrobenzene	<0.036		0.036	0.0090	mg/Kg	☼	02/19/16 07:12	02/26/16 18:09	1
Bis(2-chloroethoxy)methane	<0.18		0.18	0.037	mg/Kg	☼	02/19/16 07:12	02/26/16 18:09	1
1,2,4-Trichlorobenzene	<0.18		0.18	0.039	mg/Kg	☼	02/19/16 07:12	02/26/16 18:09	1
Isophorone	<0.18		0.18	0.040	mg/Kg	☼	02/19/16 07:12	02/26/16 18:09	1
2,4-Dimethylphenol	<0.36		0.36	0.14	mg/Kg	☼	02/19/16 07:12	02/26/16 18:09	1
Hexachlorobutadiene	<0.18		0.18	0.056	mg/Kg	☼	02/19/16 07:12	02/26/16 18:09	1
Naphthalene	0.015	J	0.036	0.0055	mg/Kg	☼	02/19/16 07:12	02/26/16 18:09	1
2,4-Dichlorophenol	<0.36		0.36	0.085	mg/Kg	☼	02/19/16 07:12	02/26/16 18:09	1
4-Chloroaniline	<0.72		0.72	0.17	mg/Kg	☼	02/19/16 07:12	02/26/16 18:09	1
2,4,6-Trichlorophenol	<0.36		0.36	0.12	mg/Kg	☼	02/19/16 07:12	02/26/16 18:09	1
2,4,5-Trichlorophenol	<0.36		0.36	0.082	mg/Kg	☼	02/19/16 07:12	02/26/16 18:09	1
Hexachlorocyclopentadiene	<0.72		0.72	0.21	mg/Kg	☼	02/19/16 07:12	02/26/16 18:09	1
2-Methylnaphthalene	0.0074	J	0.036	0.0066	mg/Kg	☼	02/19/16 07:12	02/26/16 18:09	1
2-Nitroaniline	<0.18		0.18	0.048	mg/Kg	☼	02/19/16 07:12	02/26/16 18:09	1
2-Chloronaphthalene	<0.18		0.18	0.040	mg/Kg	☼	02/19/16 07:12	02/26/16 18:09	1
4-Chloro-3-methylphenol	<0.36		0.36	0.12	mg/Kg	☼	02/19/16 07:12	02/26/16 18:09	1
2,6-Dinitrotoluene	<0.18		0.18	0.071	mg/Kg	☼	02/19/16 07:12	02/26/16 18:09	1
2-Nitrophenol	<0.36		0.36	0.085	mg/Kg	☼	02/19/16 07:12	02/26/16 18:09	1
3-Nitroaniline	<0.36		0.36	0.11	mg/Kg	☼	02/19/16 07:12	02/26/16 18:09	1
Dimethyl phthalate	<0.18		0.18	0.047	mg/Kg	☼	02/19/16 07:12	02/26/16 18:09	1
2,4-Dinitrophenol	<0.72		0.72	0.63	mg/Kg	☼	02/19/16 07:12	02/26/16 18:09	1
Acenaphthylene	<0.036		0.036	0.0047	mg/Kg	☼	02/19/16 07:12	02/26/16 18:09	1
2,4-Dinitrotoluene	<0.18		0.18	0.057	mg/Kg	☼	02/19/16 07:12	02/26/16 18:09	1
Acenaphthene	0.015	J	0.036	0.0065	mg/Kg	☼	02/19/16 07:12	02/26/16 18:09	1
Dibenzofuran	<0.18		0.18	0.042	mg/Kg	☼	02/19/16 07:12	02/26/16 18:09	1
4-Nitrophenol	<0.72		0.72	0.34	mg/Kg	☼	02/19/16 07:12	02/26/16 18:09	1
Fluorene	0.022	J	0.036	0.0050	mg/Kg	☼	02/19/16 07:12	02/26/16 18:09	1
4-Nitroaniline	<0.36		0.36	0.15	mg/Kg	☼	02/19/16 07:12	02/26/16 18:09	1
4-Bromophenyl phenyl ether	<0.18		0.18	0.047	mg/Kg	☼	02/19/16 07:12	02/26/16 18:09	1
Hexachlorobenzene	<0.072		0.072	0.0083	mg/Kg	☼	02/19/16 07:12	02/26/16 18:09	1
Diethyl phthalate	<0.18		0.18	0.061	mg/Kg	☼	02/19/16 07:12	02/26/16 18:09	1
4-Chlorophenyl phenyl ether	<0.18		0.18	0.042	mg/Kg	☼	02/19/16 07:12	02/26/16 18:09	1
Pentachlorophenol	<0.72		0.72	0.58	mg/Kg	☼	02/19/16 07:12	02/26/16 18:09	1
N-Nitrosodiphenylamine	<0.18		0.18	0.042	mg/Kg	☼	02/19/16 07:12	02/26/16 18:09	1
4,6-Dinitro-2-methylphenol	<0.72		0.72	0.29	mg/Kg	☼	02/19/16 07:12	02/26/16 18:09	1
Phenanthrene	0.24		0.036	0.0050	mg/Kg	☼	02/19/16 07:12	02/26/16 18:09	1
Anthracene	0.061		0.036	0.0060	mg/Kg	☼	02/19/16 07:12	02/26/16 18:09	1
Carbazole	<0.18		0.18	0.090	mg/Kg	☼	02/19/16 07:12	02/26/16 18:09	1
Di-n-butyl phthalate	<0.18		0.18	0.055	mg/Kg	☼	02/19/16 07:12	02/26/16 18:09	1
Fluoranthene	0.21		0.036	0.0067	mg/Kg	☼	02/19/16 07:12	02/26/16 18:09	1
Pyrene	0.48		0.036	0.0071	mg/Kg	☼	02/19/16 07:12	02/26/16 18:09	1
Butyl benzyl phthalate	0.12	J	0.18	0.068	mg/Kg	☼	02/19/16 07:12	02/26/16 18:09	1
Benzo[a]anthracene	0.15		0.036	0.0048	mg/Kg	☼	02/19/16 07:12	02/26/16 18:09	1

TestAmerica Chicago

Client Sample Results

Client: Ecology and Environment, Inc.
Project/Site: IDOT - IL 38 - WO 008

TestAmerica Job ID: 500-107595-3

Client Sample ID: 3011-40-B02 (0-1)

Lab Sample ID: 500-107595-15

Date Collected: 02/15/16 13:15

Matrix: Solid

Date Received: 02/16/16 08:00

Percent Solids: 86.8

Method: 8270D - Semivolatile Organic Compounds (GC/MS) (Continued)

Analyte	Result	Qualifier	RL	MDL	Unit	D	Prepared	Analyzed	Dil Fac
Chrysene	0.17		0.036	0.0098	mg/Kg	☼	02/19/16 07:12	02/26/16 18:09	1
3,3'-Dichlorobenzidine	<0.18		0.18	0.050	mg/Kg	☼	02/19/16 07:12	02/26/16 18:09	1
Bis(2-ethylhexyl) phthalate	<0.18		0.18	0.066	mg/Kg	☼	02/19/16 07:12	02/26/16 18:09	1
Di-n-octyl phthalate	<0.18		0.18	0.059	mg/Kg	☼	02/19/16 07:12	02/26/16 18:09	1
Benzo[b]fluoranthene	0.23		0.036	0.0078	mg/Kg	☼	02/19/16 07:12	02/26/16 18:09	1
Benzo[k]fluoranthene	0.099		0.036	0.011	mg/Kg	☼	02/19/16 07:12	02/26/16 18:09	1
Benzo[a]pyrene	0.16		0.036	0.0070	mg/Kg	☼	02/19/16 07:12	02/26/16 18:09	1
Indeno[1,2,3-cd]pyrene	0.11		0.036	0.0093	mg/Kg	☼	02/19/16 07:12	02/26/16 18:09	1
Dibenz(a,h)anthracene	<0.036		0.036	0.0069	mg/Kg	☼	02/19/16 07:12	02/26/16 18:09	1
Benzo[g,h,i]perylene	0.12		0.036	0.012	mg/Kg	☼	02/19/16 07:12	02/26/16 18:09	1
3 & 4 Methylphenol	<0.18		0.18	0.060	mg/Kg	☼	02/19/16 07:12	02/26/16 18:09	1

Surrogate	%Recovery	Qualifier	Limits	Prepared	Analyzed	Dil Fac
2-Fluorophenol	81		25 - 110	02/19/16 07:12	02/26/16 18:09	1
Phenol-d5	80		31 - 110	02/19/16 07:12	02/26/16 18:09	1
Nitrobenzene-d5	70		25 - 115	02/19/16 07:12	02/26/16 18:09	1
2-Fluorobiphenyl	75		25 - 119	02/19/16 07:12	02/26/16 18:09	1
2,4,6-Tribromophenol	75		35 - 137	02/19/16 07:12	02/26/16 18:09	1
Terphenyl-d14	208	X	36 - 134	02/19/16 07:12	02/26/16 18:09	1

Method: 6010B - Metals (ICP)

Analyte	Result	Qualifier	RL	MDL	Unit	D	Prepared	Analyzed	Dil Fac
Antimony	<5.7		5.7	1.2	mg/Kg	☼	02/21/16 17:45	02/25/16 11:00	5
Arsenic	3.8		2.9	1.3	mg/Kg	☼	02/21/16 17:45	02/25/16 11:00	5
Barium	60		2.9	0.52	mg/Kg	☼	02/21/16 17:45	02/25/16 11:00	5
Beryllium	0.39	J	1.1	0.25	mg/Kg	☼	02/21/16 17:45	02/25/16 11:00	5
Boron	8.8		2.9	0.40	mg/Kg	☼	02/21/16 17:45	02/25/16 10:52	1
Cadmium	0.33	J	0.57	0.17	mg/Kg	☼	02/21/16 17:45	02/25/16 11:00	5
Calcium	130000		57	18	mg/Kg	☼	02/21/16 17:45	02/25/16 11:00	5
Chromium	9.4	B	2.9	0.49	mg/Kg	☼	02/21/16 17:45	02/25/16 11:00	5
Cobalt	4.0		1.4	0.32	mg/Kg	☼	02/21/16 17:45	02/25/16 11:00	5
Copper	13		2.9	0.62	mg/Kg	☼	02/21/16 17:45	02/25/16 11:00	5
Iron	8500		57	22	mg/Kg	☼	02/21/16 17:45	02/25/16 11:00	5
Lead	47		1.4	0.71	mg/Kg	☼	02/21/16 17:45	02/25/16 11:00	5
Magnesium	74000		29	12	mg/Kg	☼	02/21/16 17:45	02/25/16 11:00	5
Manganese	540		2.9	0.57	mg/Kg	☼	02/21/16 17:45	02/25/16 11:00	5
Nickel	7.8		2.9	0.78	mg/Kg	☼	02/21/16 17:45	02/25/16 11:00	5
Potassium	900		29	4.7	mg/Kg	☼	02/21/16 17:45	02/25/16 10:52	1
Selenium	<2.9		2.9	1.4	mg/Kg	☼	02/21/16 17:45	02/25/16 11:00	5
Silver	<1.4		1.4	0.33	mg/Kg	☼	02/21/16 17:45	02/25/16 11:00	5
Sodium	1500		57	7.6	mg/Kg	☼	02/21/16 17:45	02/25/16 10:52	1
Thallium	<0.57		0.57	0.28	mg/Kg	☼	02/21/16 17:45	02/25/16 14:29	1
Vanadium	11		0.29	0.084	mg/Kg	☼	02/21/16 17:45	02/25/16 14:29	1
Zinc	43		5.7	1.8	mg/Kg	☼	02/21/16 17:45	02/25/16 11:00	5

Method: 6010B - Metals (ICP) - TCLP

Analyte	Result	Qualifier	RL	MDL	Unit	D	Prepared	Analyzed	Dil Fac
Barium	0.51		0.50	0.050	mg/L		02/22/16 09:43	02/23/16 04:20	1
Beryllium	<0.0040		0.0040	0.0040	mg/L		02/22/16 09:43	02/23/16 04:20	1
Boron	0.067	J	0.50	0.050	mg/L		02/22/16 09:43	02/23/16 04:20	1

TestAmerica Chicago

Client Sample Results

Client: Ecology and Environment, Inc.
Project/Site: IDOT - IL 38 - WO 008

TestAmerica Job ID: 500-107595-3

Client Sample ID: 3011-40-B02 (0-1)

Lab Sample ID: 500-107595-15

Date Collected: 02/15/16 13:15

Matrix: Solid

Date Received: 02/16/16 08:00

Percent Solids: 86.8

Method: 6010B - Metals (ICP) - TCLP (Continued)

Analyte	Result	Qualifier	RL	MDL	Unit	D	Prepared	Analyzed	Dil Fac
Cadmium	<0.0050		0.0050	0.0020	mg/L		02/22/16 09:43	02/23/16 04:20	1
Chromium	<0.025		0.025	0.010	mg/L		02/22/16 09:43	02/23/16 04:20	1
Cobalt	0.020	J	0.025	0.010	mg/L		02/22/16 09:43	02/23/16 04:20	1
Iron	<0.40		0.40	0.20	mg/L		02/22/16 09:43	02/23/16 04:20	1
Lead	<0.0075		0.0075	0.0075	mg/L		02/22/16 09:43	02/23/16 04:20	1
Manganese	5.1		0.025	0.010	mg/L		02/22/16 09:43	02/23/16 04:20	1
Nickel	0.015	J	0.025	0.010	mg/L		02/22/16 09:43	02/23/16 04:20	1
Selenium	<0.050		0.050	0.020	mg/L		02/22/16 09:43	02/23/16 04:20	1
Silver	<0.025		0.025	0.010	mg/L		02/22/16 09:43	02/23/16 04:20	1
Zinc	0.082	J	0.50	0.020	mg/L		02/22/16 09:43	02/23/16 04:20	1

Method: 6010B - Metals (ICP) - SPLP East

Analyte	Result	Qualifier	RL	MDL	Unit	D	Prepared	Analyzed	Dil Fac
Manganese	0.22		0.025	0.010	mg/L		02/22/16 09:48	02/24/16 01:46	1

Method: 6020A - Metals (ICP/MS) - TCLP

Analyte	Result	Qualifier	RL	MDL	Unit	D	Prepared	Analyzed	Dil Fac
Antimony	<0.0060		0.0060	0.0060	mg/L		02/22/16 09:43	02/23/16 14:14	1
Thallium	<0.0020		0.0020	0.0020	mg/L		02/22/16 09:43	02/23/16 14:14	1

Method: 7470A - TCLP Mercury - TCLP

Analyte	Result	Qualifier	RL	MDL	Unit	D	Prepared	Analyzed	Dil Fac
Mercury	<0.00020		0.00020	0.00020	mg/L		02/22/16 15:15	02/23/16 12:36	1

Method: 7471B - Mercury (CVAA)

Analyte	Result	Qualifier	RL	MDL	Unit	D	Prepared	Analyzed	Dil Fac
Mercury	0.016	J	0.017	0.0087	mg/Kg	☼	02/19/16 16:00	02/22/16 13:43	1

General Chemistry

Analyte	Result	Qualifier	RL	MDL	Unit	D	Prepared	Analyzed	Dil Fac
pH	8.65		0.200	0.200	SU			02/18/16 20:28	1

Definitions/Glossary

Client: Ecology and Environment, Inc.
Project/Site: IDOT - IL 38 - WO 008

TestAmerica Job ID: 500-107595-3

Qualifiers

GC/MS VOA

Qualifier	Qualifier Description
*	LCS or LCSD is outside acceptance limits.

GC/MS Semi VOA

Qualifier	Qualifier Description
J	Result is less than the RL but greater than or equal to the MDL and the concentration is an approximate value.
X	Surrogate is outside control limits

Metals

Qualifier	Qualifier Description
J	Result is less than the RL but greater than or equal to the MDL and the concentration is an approximate value.
B	Compound was found in the blank and sample.

Glossary

Abbreviation	These commonly used abbreviations may or may not be present in this report.
α	Listed under the "D" column to designate that the result is reported on a dry weight basis
%R	Percent Recovery
CFL	Contains Free Liquid
CNF	Contains no Free Liquid
DER	Duplicate error ratio (normalized absolute difference)
Dil Fac	Dilution Factor
DL, RA, RE, IN	Indicates a Dilution, Re-analysis, Re-extraction, or additional Initial metals/anion analysis of the sample
DLC	Decision level concentration
MDA	Minimum detectable activity
EDL	Estimated Detection Limit
MDC	Minimum detectable concentration
MDL	Method Detection Limit
ML	Minimum Level (Dioxin)
NC	Not Calculated
ND	Not detected at the reporting limit (or MDL or EDL if shown)
PQL	Practical Quantitation Limit
QC	Quality Control
RER	Relative error ratio
RL	Reporting Limit or Requested Limit (Radiochemistry)
RPD	Relative Percent Difference, a measure of the relative difference between two points
TEF	Toxicity Equivalent Factor (Dioxin)
TEQ	Toxicity Equivalent Quotient (Dioxin)

Certification Summary

Client: Ecology and Environment, Inc.
Project/Site: IDOT - IL 38 - WO 008

TestAmerica Job ID: 500-107595-3

Laboratory: TestAmerica Chicago

Unless otherwise noted, all analytes for this laboratory were covered under each certification below.

Authority	Program	EPA Region	Certification ID	Expiration Date
Illinois	NELAP	5	100201	04-30-16

The following analytes are included in this report, but certification is not offered by the governing authority:

Analysis Method	Prep Method	Matrix	Analyte
6020A	3010A	Solid	Antimony
6020A	3010A	Solid	Thallium
8260B	5035	Solid	1,3-Dichloropropene, Total
Moisture		Solid	Percent Moisture
Moisture		Solid	Percent Solids

TestAmerica

THE LEADER IN ENVIRONMENTAL TESTING

2417 Bond Street, University Park, IL 60484
 Phone: 708.534.5200 Fax: 708.534.5211

Report To (optional)
 Contact: _____
 Company: _____
 Address: _____
 Address: _____
 Phone: _____
 Fax: _____
 E-Mail: _____

Bill To (optional)
 Contact: _____
 Company: _____
 Address: _____
 Address: _____
 Phone: _____
 Fax: _____
 PO#/Reference# _____

Chain of Custody Record

Lab Job #: 900-107595

Chain of Custody Number: _____

Page _____ of _____

Temperature °C of Cooler: _____

Client		Client Project #		Preservative		Parameter		Matrix		Preservative Key 1. HCL, Cool to 4° 2. H2SO4, Cool to 4° 3. HNO3, Cool to 4° 4. NaOH, Cool to 4° 5. NaOH/Zn, Cool to 4° 6. NaHSO4 7. Cool to 4° 8. None 9. Other			
Project Name		Lab Project #		Matrix		Matrix		Matrix					
Project Location/State		Lab PM		Matrix		Matrix		Matrix					
Sampler		Lab PM		Matrix		Matrix		Matrix					
Lab ID	M/MSD	Sample ID	Date	Time	# of Containers	Matrix	VOC	SVOC	Total TAC	Total SPT	TAC Wash	PH/% Solid	Comments
14		Soil-40-D01 (01)	2/15/16	1305	2 S		X	X	X	X	X	X	
15		Soil-40-B02 (01)	2/15/16	1715	2 S		X	X	X	X	X	X	
2/15/16													

Turnaround Time Required (Business Days)

___ 1 Day ___ 2 Days ___ 5 Days ___ 7 Days ___ 10 Days ___ 15 Days ___ Other

Sample Disposal

Return to Client Disposal by Lab Archive for ___ Months (A fee may be assessed if samples are retained longer than 1 month)

Relinquished By: <u>[Signature]</u> Company: <u>EE</u> Date: <u>2/15/16</u> Time: <u>1540</u>	Received By: <u>[Signature]</u> Company: <u>TA</u> Date: <u>2/15/16</u> Time: <u>1540</u>
Relinquished By: <u>[Signature]</u> Company: <u>TA</u> Date: <u>2/15/16</u> Time: <u>1710</u>	Received By: <u>[Signature]</u> Company: <u>TA-CPT</u> Date: <u>2/16/16</u> Time: <u>0800</u>
Relinquished By: _____ Company: _____ Date: _____ Time: _____	Received By: _____ Company: _____ Date: _____ Time: _____

Lab Courier: [Signature]
 Shipped: _____
 Hand Delivered: _____

- Matrix Key
- WW - Wastewater
 - W - Water
 - S - Soil
 - SL - Sludge
 - MS - Miscellaneous
 - CL - Oil
 - A - Air
 - SE - Sediment
 - SO - Soil
 - L - Leachate
 - WI - Wipe
 - DW - Drinking Water
 - O - Other

Client Comments:

Lab Comments:

Login Sample Receipt Checklist

Client: Ecology and Environment, Inc.

Job Number: 500-107595-3

Login Number: 107595

List Source: TestAmerica Chicago

List Number: 1

Creator: Scott, Sherri L

Question	Answer	Comment
Radioactivity wasn't checked or is </= background as measured by a survey meter.	True	
The cooler's custody seal, if present, is intact.	True	
Sample custody seals, if present, are intact.	True	
The cooler or samples do not appear to have been compromised or tampered with.	True	
Samples were received on ice.	True	
Cooler Temperature is acceptable.	True	
Cooler Temperature is recorded.	True	2.9,2.7,3.0,2.4,3.2
COC is present.	True	
COC is filled out in ink and legible.	True	
COC is filled out with all pertinent information.	True	
Is the Field Sampler's name present on COC?	True	
There are no discrepancies between the containers received and the COC.	True	
Samples are received within Holding Time (excluding tests with immediate HTs)	True	
Sample containers have legible labels.	True	
Containers are not broken or leaking.	True	
Sample collection date/times are provided.	True	
Appropriate sample containers are used.	True	
Sample bottles are completely filled.	True	
Sample Preservation Verified.	True	
There is sufficient vol. for all requested analyses, incl. any requested MS/MSDs	True	
Containers requiring zero headspace have no headspace or bubble is <6mm (1/4").	N/A	
Multiphasic samples are not present.	True	
Samples do not require splitting or compositing.	True	
Residual Chlorine Checked.	N/A	



TestAmerica

THE LEADER IN ENVIRONMENTAL TESTING

ANALYTICAL REPORT

TestAmerica Laboratories, Inc.
TestAmerica Chicago
2417 Bond Street
University Park, IL 60484
Tel: (708)534-5200

TestAmerica Job ID: 500-107595-6
Client Project/Site: IDOT - IL 38 - WO 008

For:
Ecology and Environment, Inc.
33 West Monroe St.
Suite 1410
Chicago, Illinois 60603

Attn: Mr. Dean Tiebout

Jodie Bracken

Authorized for release by:
2/29/2016 4:29:03 PM
Jodie Bracken, Project Management Assistant II
jodie.bracken@testamericainc.com

Designee for
Richard Wright, Senior Project Manager
(708)534-5200
richard.wright@testamericainc.com

LINKS

Review your project
results through
TotalAccess

Have a Question?



Visit us at:
www.testamericainc.com

The test results in this report meet all 2003 NELAC and 2009 TNI requirements for accredited parameters, exceptions are noted in this report. This report may not be reproduced except in full, and with written approval from the laboratory. For questions please contact the Project Manager at the e-mail address or telephone number listed on this page.

This report has been electronically signed and authorized by the signatory. Electronic signature is intended to be the legally binding equivalent of a traditionally handwritten signature.

Results relate only to the items tested and the sample(s) as received by the laboratory.

1

2

3

4

5

6

7

8

9

10



Table of Contents

Cover Page	1
Table of Contents	2
Case Narrative	3
Detection Summary	4
Sample Summary	5
Client Sample Results	6
Definitions	10
Certification Summary	11
Chain of Custody	12
Receipt Checklists	13

Case Narrative

Client: Ecology and Environment, Inc.
Project/Site: IDOT - IL 38 - WO 008

TestAmerica Job ID: 500-107595-6

Job ID: 500-107595-6

Laboratory: TestAmerica Chicago

Narrative

**Job Narrative
500-107595-6**

Comments

No additional comments.

Receipt

The samples were received on 2/16/2016 8:00 AM; the samples arrived in good condition, properly preserved and, where required, on ice. The temperatures of the 5 coolers at receipt time were 2.4° C, 2.7° C, 2.9° C, 3.0° C and 3.2° C.

GC/MS VOA

No analytical or quality issues were noted, other than those described in the Definitions/Glossary page.

GC/MS Semi VOA

Method(s) 8270D: The following samples contained one acid surrogate and/or one base/neutral surrogate outside acceptance limits: (500-107595-E-1-A), (500-107595-E-1-B MS) and (500-107595-E-1-C MSD). The laboratory's SOP allows one acid and one base/neutral surrogate to be outside acceptance limits; therefore, re-extraction was not performed. These results have been reported and qualified.

No additional analytical or quality issues were noted, other than those described above or in the Definitions/Glossary page.

Metals

Method(s) 6010B: The method blank for preparation batch 500-323833 and analytical batch 500-324356 contained Chromium above the reporting limit (RL). Associated samples 3011-44-B01 (0-1) (500-107595-18) and (500-107595-E-1-J) were not re-extracted and/or re-analyzed because results were greater than 10X the value found in the method blank.

No additional analytical or quality issues were noted, other than those described above or in the Definitions/Glossary page.

General Chemistry

No analytical or quality issues were noted, other than those described in the Definitions/Glossary page.

Organic Prep

No analytical or quality issues were noted, other than those described in the Definitions/Glossary page.

Detection Summary

Client: Ecology and Environment, Inc.
Project/Site: IDOT - IL 38 - WO 008

TestAmerica Job ID: 500-107595-6

Client Sample ID: 3011-44-B01 (0-1)

Lab Sample ID: 500-107595-18

Analyte	Result	Qualifier	RL	MDL	Unit	Dil Fac	D	Method	Prep Type
Naphthalene	0.019	J	0.036	0.0056	mg/Kg	1	☼	8270D	Total/NA
2-Methylnaphthalene	0.016	J	0.036	0.0067	mg/Kg	1	☼	8270D	Total/NA
Acenaphthene	0.018	J	0.036	0.0066	mg/Kg	1	☼	8270D	Total/NA
Fluorene	0.026	J	0.036	0.0051	mg/Kg	1	☼	8270D	Total/NA
Phenanthrene	0.31		0.036	0.0051	mg/Kg	1	☼	8270D	Total/NA
Anthracene	0.060		0.036	0.0061	mg/Kg	1	☼	8270D	Total/NA
Fluoranthene	0.54		0.036	0.0068	mg/Kg	1	☼	8270D	Total/NA
Pyrene	0.42		0.036	0.0073	mg/Kg	1	☼	8270D	Total/NA
Benzo[a]anthracene	0.20		0.036	0.0049	mg/Kg	1	☼	8270D	Total/NA
Chrysene	0.25		0.036	0.010	mg/Kg	1	☼	8270D	Total/NA
Benzo[b]fluoranthene	0.31		0.036	0.0079	mg/Kg	1	☼	8270D	Total/NA
Benzo[k]fluoranthene	0.14		0.036	0.011	mg/Kg	1	☼	8270D	Total/NA
Benzo[a]pyrene	0.21		0.036	0.0071	mg/Kg	1	☼	8270D	Total/NA
Indeno[1,2,3-cd]pyrene	0.098		0.036	0.0095	mg/Kg	1	☼	8270D	Total/NA
Dibenz(a,h)anthracene	0.028	J	0.036	0.0071	mg/Kg	1	☼	8270D	Total/NA
Benzo[g,h,i]perylene	0.10		0.036	0.012	mg/Kg	1	☼	8270D	Total/NA
Antimony	0.48	J	1.1	0.24	mg/Kg	1	☼	6010B	Total/NA
Arsenic	6.6		0.57	0.26	mg/Kg	1	☼	6010B	Total/NA
Barium	67		0.57	0.10	mg/Kg	1	☼	6010B	Total/NA
Beryllium	0.39		0.23	0.049	mg/Kg	1	☼	6010B	Total/NA
Boron	4.9		2.9	0.40	mg/Kg	1	☼	6010B	Total/NA
Cadmium	0.45		0.11	0.033	mg/Kg	1	☼	6010B	Total/NA
Calcium	71000		110	37	mg/Kg	10	☼	6010B	Total/NA
Chromium	11	B	0.57	0.098	mg/Kg	1	☼	6010B	Total/NA
Cobalt	7.0		0.29	0.064	mg/Kg	1	☼	6010B	Total/NA
Copper	14		0.57	0.12	mg/Kg	1	☼	6010B	Total/NA
Iron	12000		11	4.4	mg/Kg	1	☼	6010B	Total/NA
Lead	56		0.29	0.14	mg/Kg	1	☼	6010B	Total/NA
Magnesium	39000		57	23	mg/Kg	10	☼	6010B	Total/NA
Manganese	420		0.57	0.11	mg/Kg	1	☼	6010B	Total/NA
Nickel	16		0.57	0.15	mg/Kg	1	☼	6010B	Total/NA
Potassium	740		29	4.7	mg/Kg	1	☼	6010B	Total/NA
Selenium	0.45	J	0.57	0.28	mg/Kg	1	☼	6010B	Total/NA
Sodium	2300		57	7.5	mg/Kg	1	☼	6010B	Total/NA
Vanadium	18		0.29	0.083	mg/Kg	1	☼	6010B	Total/NA
Zinc	160		11	3.6	mg/Kg	10	☼	6010B	Total/NA
Barium	0.57		0.50	0.050	mg/L	1		6010B	TCLP
Boron	0.079	J	0.50	0.050	mg/L	1		6010B	TCLP
Manganese	0.68		0.025	0.010	mg/L	1		6010B	TCLP
Zinc	0.029	J	0.50	0.020	mg/L	1		6010B	TCLP
Manganese	2.8		0.025	0.010	mg/L	1		6010B	SPLP East
Mercury	0.021		0.019	0.0098	mg/Kg	1	☼	7471B	Total/NA
pH	8.42		0.200	0.200	SU	1		9045D	Total/NA

This Detection Summary does not include radiochemical test results.

TestAmerica Chicago

Sample Summary

Client: Ecology and Environment, Inc.
Project/Site: IDOT - IL 38 - WO 008

TestAmerica Job ID: 500-107595-6

Lab Sample ID	Client Sample ID	Matrix	Collected	Received
500-107595-18	3011-44-B01 (0-1)	Solid	02/15/16 13:25	02/16/16 08:00

1

2

3

4

5

6

7

8

9

10

Client Sample Results

Client: Ecology and Environment, Inc.
Project/Site: IDOT - IL 38 - WO 008

TestAmerica Job ID: 500-107595-6

Client Sample ID: 3011-44-B01 (0-1)

Lab Sample ID: 500-107595-18

Date Collected: 02/15/16 13:25

Matrix: Solid

Date Received: 02/16/16 08:00

Percent Solids: 87.4

Method: 8260B - Volatile Organic Compounds (GC/MS)

Analyte	Result	Qualifier	RL	MDL	Unit	D	Prepared	Analyzed	Dil Fac
Acetone	<0.018		0.018	0.0034	mg/Kg	☼	02/16/16 08:50	02/22/16 13:36	1
Benzene	<0.0044		0.0044	0.00098	mg/Kg	☼	02/16/16 08:50	02/22/16 13:36	1
Bromodichloromethane	<0.0044		0.0044	0.00074	mg/Kg	☼	02/16/16 08:50	02/22/16 13:36	1
Bromoform	<0.0044		0.0044	0.00090	mg/Kg	☼	02/16/16 08:50	02/22/16 13:36	1
Bromomethane	<0.0044		0.0044	0.0016	mg/Kg	☼	02/16/16 08:50	02/22/16 13:36	1
2-Butanone (MEK)	<0.0044		0.0044	0.0016	mg/Kg	☼	02/16/16 08:50	02/22/16 13:36	1
Carbon disulfide	<0.0044		0.0044	0.0016	mg/Kg	☼	02/16/16 08:50	02/22/16 13:36	1
Carbon tetrachloride	<0.0044		0.0044	0.00094	mg/Kg	☼	02/16/16 08:50	02/22/16 13:36	1
Chlorobenzene	<0.0044		0.0044	0.0010	mg/Kg	☼	02/16/16 08:50	02/22/16 13:36	1
Chloroethane	<0.0044		0.0044	0.0018	mg/Kg	☼	02/16/16 08:50	02/22/16 13:36	1
Chloroform	<0.0044		0.0044	0.00086	mg/Kg	☼	02/16/16 08:50	02/22/16 13:36	1
Chloromethane	<0.0044		0.0044	0.0011	mg/Kg	☼	02/16/16 08:50	02/22/16 13:36	1
cis-1,2-Dichloroethene	<0.0044		0.0044	0.00090	mg/Kg	☼	02/16/16 08:50	02/22/16 13:36	1
cis-1,3-Dichloropropene	<0.0044		0.0044	0.0010	mg/Kg	☼	02/16/16 08:50	02/22/16 13:36	1
Dibromochloromethane	<0.0044		0.0044	0.00051	mg/Kg	☼	02/16/16 08:50	02/22/16 13:36	1
1,1-Dichloroethane	<0.0044		0.0044	0.00091	mg/Kg	☼	02/16/16 08:50	02/22/16 13:36	1
1,2-Dichloroethane	<0.0044		0.0044	0.00065	mg/Kg	☼	02/16/16 08:50	02/22/16 13:36	1
1,1-Dichloroethene	<0.0044		0.0044	0.0016	mg/Kg	☼	02/16/16 08:50	02/22/16 13:36	1
1,2-Dichloropropane	<0.0044		0.0044	0.0012	mg/Kg	☼	02/16/16 08:50	02/22/16 13:36	1
1,3-Dichloropropane, Total	<0.0044		0.0044	0.0012	mg/Kg	☼	02/16/16 08:50	02/22/16 13:36	1
Ethylbenzene	<0.0044		0.0044	0.0011	mg/Kg	☼	02/16/16 08:50	02/22/16 13:36	1
2-Hexanone	<0.0044		0.0044	0.0014	mg/Kg	☼	02/16/16 08:50	02/22/16 13:36	1
Methylene Chloride	<0.0044		0.0044	0.0033	mg/Kg	☼	02/16/16 08:50	02/22/16 13:36	1
4-Methyl-2-pentanone (MIBK)	<0.0044		0.0044	0.00091	mg/Kg	☼	02/16/16 08:50	02/22/16 13:36	1
Methyl tert-butyl ether	<0.0044		0.0044	0.0010	mg/Kg	☼	02/16/16 08:50	02/22/16 13:36	1
Styrene	<0.0044		0.0044	0.0010	mg/Kg	☼	02/16/16 08:50	02/22/16 13:36	1
1,1,2,2-Tetrachloroethane	<0.0044		0.0044	0.00070	mg/Kg	☼	02/16/16 08:50	02/22/16 13:36	1
Tetrachloroethene	<0.0044		0.0044	0.00092	mg/Kg	☼	02/16/16 08:50	02/22/16 13:36	1
Toluene	<0.0044		0.0044	0.0015	mg/Kg	☼	02/16/16 08:50	02/22/16 13:36	1
trans-1,2-Dichloroethene	<0.0044		0.0044	0.0011	mg/Kg	☼	02/16/16 08:50	02/22/16 13:36	1
trans-1,3-Dichloropropene	<0.0044		0.0044	0.0012	mg/Kg	☼	02/16/16 08:50	02/22/16 13:36	1
1,1,1-Trichloroethane	<0.0044		0.0044	0.0010	mg/Kg	☼	02/16/16 08:50	02/22/16 13:36	1
1,1,2-Trichloroethane	<0.0044		0.0044	0.00085	mg/Kg	☼	02/16/16 08:50	02/22/16 13:36	1
Trichloroethene	<0.0044		0.0044	0.0012	mg/Kg	☼	02/16/16 08:50	02/22/16 13:36	1
Vinyl acetate	<0.0044		0.0044	0.0012	mg/Kg	☼	02/16/16 08:50	02/22/16 13:36	1
Vinyl chloride	<0.0044		0.0044	0.0010	mg/Kg	☼	02/16/16 08:50	02/22/16 13:36	1
Xylenes, Total	<0.0088		0.0088	0.0016	mg/Kg	☼	02/16/16 08:50	02/22/16 13:36	1

Surrogate	%Recovery	Qualifier	Limits	Prepared	Analyzed	Dil Fac
4-Bromofluorobenzene (Surr)	96		70 - 122	02/16/16 08:50	02/22/16 13:36	1
Dibromofluoromethane	93		75 - 120	02/16/16 08:50	02/22/16 13:36	1
1,2-Dichloroethane-d4 (Surr)	84		70 - 134	02/16/16 08:50	02/22/16 13:36	1
Toluene-d8 (Surr)	104		75 - 122	02/16/16 08:50	02/22/16 13:36	1

Method: 8270D - Semivolatile Organic Compounds (GC/MS)

Analyte	Result	Qualifier	RL	MDL	Unit	D	Prepared	Analyzed	Dil Fac
Phenol	<0.18		0.18	0.081	mg/Kg	☼	02/19/16 07:12	02/26/16 11:33	1
Bis(2-chloroethyl)ether	<0.18		0.18	0.055	mg/Kg	☼	02/19/16 07:12	02/26/16 11:33	1
1,3-Dichlorobenzene	<0.18		0.18	0.041	mg/Kg	☼	02/19/16 07:12	02/26/16 11:33	1
1,4-Dichlorobenzene	<0.18		0.18	0.047	mg/Kg	☼	02/19/16 07:12	02/26/16 11:33	1

TestAmerica Chicago

Client Sample Results

Client: Ecology and Environment, Inc.
Project/Site: IDOT - IL 38 - WO 008

TestAmerica Job ID: 500-107595-6

Client Sample ID: 3011-44-B01 (0-1)

Lab Sample ID: 500-107595-18

Date Collected: 02/15/16 13:25

Matrix: Solid

Date Received: 02/16/16 08:00

Percent Solids: 87.4

Method: 8270D - Semivolatile Organic Compounds (GC/MS) (Continued)

Analyte	Result	Qualifier	RL	MDL	Unit	D	Prepared	Analyzed	Dil Fac
1,2-Dichlorobenzene	<0.18		0.18	0.044	mg/Kg	☼	02/19/16 07:12	02/26/16 11:33	1
2-Methylphenol	<0.18		0.18	0.059	mg/Kg	☼	02/19/16 07:12	02/26/16 11:33	1
2,2'-oxybis[1-chloropropane]	<0.18		0.18	0.042	mg/Kg	☼	02/19/16 07:12	02/26/16 11:33	1
N-Nitrosodi-n-propylamine	<0.074		0.074	0.045	mg/Kg	☼	02/19/16 07:12	02/26/16 11:33	1
Hexachloroethane	<0.18		0.18	0.056	mg/Kg	☼	02/19/16 07:12	02/26/16 11:33	1
2-Chlorophenol	<0.18		0.18	0.063	mg/Kg	☼	02/19/16 07:12	02/26/16 11:33	1
Nitrobenzene	<0.036		0.036	0.0091	mg/Kg	☼	02/19/16 07:12	02/26/16 11:33	1
Bis(2-chloroethoxy)methane	<0.18		0.18	0.037	mg/Kg	☼	02/19/16 07:12	02/26/16 11:33	1
1,2,4-Trichlorobenzene	<0.18		0.18	0.039	mg/Kg	☼	02/19/16 07:12	02/26/16 11:33	1
Isophorone	<0.18		0.18	0.041	mg/Kg	☼	02/19/16 07:12	02/26/16 11:33	1
2,4-Dimethylphenol	<0.36		0.36	0.14	mg/Kg	☼	02/19/16 07:12	02/26/16 11:33	1
Hexachlorobutadiene	<0.18		0.18	0.058	mg/Kg	☼	02/19/16 07:12	02/26/16 11:33	1
Naphthalene	0.019	J	0.036	0.0056	mg/Kg	☼	02/19/16 07:12	02/26/16 11:33	1
2,4-Dichlorophenol	<0.36		0.36	0.087	mg/Kg	☼	02/19/16 07:12	02/26/16 11:33	1
4-Chloroaniline	<0.74		0.74	0.17	mg/Kg	☼	02/19/16 07:12	02/26/16 11:33	1
2,4,6-Trichlorophenol	<0.36		0.36	0.13	mg/Kg	☼	02/19/16 07:12	02/26/16 11:33	1
2,4,5-Trichlorophenol	<0.36		0.36	0.084	mg/Kg	☼	02/19/16 07:12	02/26/16 11:33	1
Hexachlorocyclopentadiene	<0.74		0.74	0.21	mg/Kg	☼	02/19/16 07:12	02/26/16 11:33	1
2-Methylnaphthalene	0.016	J	0.036	0.0067	mg/Kg	☼	02/19/16 07:12	02/26/16 11:33	1
2-Nitroaniline	<0.18		0.18	0.049	mg/Kg	☼	02/19/16 07:12	02/26/16 11:33	1
2-Chloronaphthalene	<0.18		0.18	0.040	mg/Kg	☼	02/19/16 07:12	02/26/16 11:33	1
4-Chloro-3-methylphenol	<0.36		0.36	0.12	mg/Kg	☼	02/19/16 07:12	02/26/16 11:33	1
2,6-Dinitrotoluene	<0.18		0.18	0.072	mg/Kg	☼	02/19/16 07:12	02/26/16 11:33	1
2-Nitrophenol	<0.36		0.36	0.087	mg/Kg	☼	02/19/16 07:12	02/26/16 11:33	1
3-Nitroaniline	<0.36		0.36	0.11	mg/Kg	☼	02/19/16 07:12	02/26/16 11:33	1
Dimethyl phthalate	<0.18		0.18	0.048	mg/Kg	☼	02/19/16 07:12	02/26/16 11:33	1
2,4-Dinitrophenol	<0.74		0.74	0.64	mg/Kg	☼	02/19/16 07:12	02/26/16 11:33	1
Acenaphthylene	<0.036		0.036	0.0048	mg/Kg	☼	02/19/16 07:12	02/26/16 11:33	1
2,4-Dinitrotoluene	<0.18		0.18	0.058	mg/Kg	☼	02/19/16 07:12	02/26/16 11:33	1
Acenaphthene	0.018	J	0.036	0.0066	mg/Kg	☼	02/19/16 07:12	02/26/16 11:33	1
Dibenzofuran	<0.18		0.18	0.043	mg/Kg	☼	02/19/16 07:12	02/26/16 11:33	1
4-Nitrophenol	<0.74		0.74	0.35	mg/Kg	☼	02/19/16 07:12	02/26/16 11:33	1
Fluorene	0.026	J	0.036	0.0051	mg/Kg	☼	02/19/16 07:12	02/26/16 11:33	1
4-Nitroaniline	<0.36		0.36	0.15	mg/Kg	☼	02/19/16 07:12	02/26/16 11:33	1
4-Bromophenyl phenyl ether	<0.18		0.18	0.048	mg/Kg	☼	02/19/16 07:12	02/26/16 11:33	1
Hexachlorobenzene	<0.074		0.074	0.0085	mg/Kg	☼	02/19/16 07:12	02/26/16 11:33	1
Diethyl phthalate	<0.18		0.18	0.062	mg/Kg	☼	02/19/16 07:12	02/26/16 11:33	1
4-Chlorophenyl phenyl ether	<0.18		0.18	0.043	mg/Kg	☼	02/19/16 07:12	02/26/16 11:33	1
Pentachlorophenol	<0.74		0.74	0.59	mg/Kg	☼	02/19/16 07:12	02/26/16 11:33	1
N-Nitrosodiphenylamine	<0.18		0.18	0.043	mg/Kg	☼	02/19/16 07:12	02/26/16 11:33	1
4,6-Dinitro-2-methylphenol	<0.74		0.74	0.29	mg/Kg	☼	02/19/16 07:12	02/26/16 11:33	1
Phenanthrene	0.31		0.036	0.0051	mg/Kg	☼	02/19/16 07:12	02/26/16 11:33	1
Anthracene	0.060		0.036	0.0061	mg/Kg	☼	02/19/16 07:12	02/26/16 11:33	1
Carbazole	<0.18		0.18	0.092	mg/Kg	☼	02/19/16 07:12	02/26/16 11:33	1
Di-n-butyl phthalate	<0.18		0.18	0.056	mg/Kg	☼	02/19/16 07:12	02/26/16 11:33	1
Fluoranthene	0.54		0.036	0.0068	mg/Kg	☼	02/19/16 07:12	02/26/16 11:33	1
Pyrene	0.42		0.036	0.0073	mg/Kg	☼	02/19/16 07:12	02/26/16 11:33	1
Butyl benzyl phthalate	<0.18		0.18	0.070	mg/Kg	☼	02/19/16 07:12	02/26/16 11:33	1
Benzo[a]anthracene	0.20		0.036	0.0049	mg/Kg	☼	02/19/16 07:12	02/26/16 11:33	1

TestAmerica Chicago

Client Sample Results

Client: Ecology and Environment, Inc.
Project/Site: IDOT - IL 38 - WO 008

TestAmerica Job ID: 500-107595-6

Client Sample ID: 3011-44-B01 (0-1)

Lab Sample ID: 500-107595-18

Date Collected: 02/15/16 13:25

Matrix: Solid

Date Received: 02/16/16 08:00

Percent Solids: 87.4

Method: 8270D - Semivolatile Organic Compounds (GC/MS) (Continued)

Analyte	Result	Qualifier	RL	MDL	Unit	D	Prepared	Analyzed	Dil Fac
Chrysene	0.25		0.036	0.010	mg/Kg	☼	02/19/16 07:12	02/26/16 11:33	1
3,3'-Dichlorobenzidine	<0.18		0.18	0.051	mg/Kg	☼	02/19/16 07:12	02/26/16 11:33	1
Bis(2-ethylhexyl) phthalate	<0.18		0.18	0.067	mg/Kg	☼	02/19/16 07:12	02/26/16 11:33	1
Di-n-octyl phthalate	<0.18		0.18	0.060	mg/Kg	☼	02/19/16 07:12	02/26/16 11:33	1
Benzo[b]fluoranthene	0.31		0.036	0.0079	mg/Kg	☼	02/19/16 07:12	02/26/16 11:33	1
Benzo[k]fluoranthene	0.14		0.036	0.011	mg/Kg	☼	02/19/16 07:12	02/26/16 11:33	1
Benzo[a]pyrene	0.21		0.036	0.0071	mg/Kg	☼	02/19/16 07:12	02/26/16 11:33	1
Indeno[1,2,3-cd]pyrene	0.098		0.036	0.0095	mg/Kg	☼	02/19/16 07:12	02/26/16 11:33	1
Dibenz(a,h)anthracene	0.028	J	0.036	0.0071	mg/Kg	☼	02/19/16 07:12	02/26/16 11:33	1
Benzo[g,h,i]perylene	0.10		0.036	0.012	mg/Kg	☼	02/19/16 07:12	02/26/16 11:33	1
3 & 4 Methylphenol	<0.18		0.18	0.061	mg/Kg	☼	02/19/16 07:12	02/26/16 11:33	1

Surrogate	%Recovery	Qualifier	Limits	Prepared	Analyzed	Dil Fac
2-Fluorophenol	85		25 - 110	02/19/16 07:12	02/26/16 11:33	1
Phenol-d5	81		31 - 110	02/19/16 07:12	02/26/16 11:33	1
Nitrobenzene-d5	74		25 - 115	02/19/16 07:12	02/26/16 11:33	1
2-Fluorobiphenyl	77		25 - 119	02/19/16 07:12	02/26/16 11:33	1
2,4,6-Tribromophenol	68		35 - 137	02/19/16 07:12	02/26/16 11:33	1
Terphenyl-d14	103		36 - 134	02/19/16 07:12	02/26/16 11:33	1

Method: 6010B - Metals (ICP)

Analyte	Result	Qualifier	RL	MDL	Unit	D	Prepared	Analyzed	Dil Fac
Antimony	0.48	J	1.1	0.24	mg/Kg	☼	02/21/16 17:45	02/24/16 22:20	1
Arsenic	6.6		0.57	0.26	mg/Kg	☼	02/21/16 17:45	02/24/16 22:20	1
Barium	67		0.57	0.10	mg/Kg	☼	02/21/16 17:45	02/24/16 22:20	1
Beryllium	0.39		0.23	0.049	mg/Kg	☼	02/21/16 17:45	02/24/16 22:20	1
Boron	4.9		2.9	0.40	mg/Kg	☼	02/21/16 17:45	02/24/16 22:20	1
Cadmium	0.45		0.11	0.033	mg/Kg	☼	02/21/16 17:45	02/24/16 22:20	1
Calcium	71000		110	37	mg/Kg	☼	02/21/16 17:45	02/25/16 14:42	10
Chromium	11	B	0.57	0.098	mg/Kg	☼	02/21/16 17:45	02/24/16 22:20	1
Cobalt	7.0		0.29	0.064	mg/Kg	☼	02/21/16 17:45	02/24/16 22:20	1
Copper	14		0.57	0.12	mg/Kg	☼	02/21/16 17:45	02/24/16 22:20	1
Iron	12000		11	4.4	mg/Kg	☼	02/21/16 17:45	02/24/16 22:20	1
Lead	56		0.29	0.14	mg/Kg	☼	02/21/16 17:45	02/24/16 22:20	1
Magnesium	39000		57	23	mg/Kg	☼	02/21/16 17:45	02/25/16 14:42	10
Manganese	420		0.57	0.11	mg/Kg	☼	02/21/16 17:45	02/24/16 22:20	1
Nickel	16		0.57	0.15	mg/Kg	☼	02/21/16 17:45	02/24/16 22:20	1
Potassium	740		29	4.7	mg/Kg	☼	02/21/16 17:45	02/24/16 22:20	1
Selenium	0.45	J	0.57	0.28	mg/Kg	☼	02/21/16 17:45	02/24/16 22:20	1
Silver	<0.29		0.29	0.067	mg/Kg	☼	02/21/16 17:45	02/24/16 22:20	1
Sodium	2300		57	7.5	mg/Kg	☼	02/21/16 17:45	02/24/16 22:20	1
Thallium	<0.57		0.57	0.28	mg/Kg	☼	02/21/16 17:45	02/24/16 22:20	1
Vanadium	18		0.29	0.083	mg/Kg	☼	02/21/16 17:45	02/24/16 22:20	1
Zinc	160		11	3.6	mg/Kg	☼	02/21/16 17:45	02/25/16 14:42	10

Method: 6010B - Metals (ICP) - TCLP

Analyte	Result	Qualifier	RL	MDL	Unit	D	Prepared	Analyzed	Dil Fac
Barium	0.57		0.50	0.050	mg/L		02/22/16 09:43	02/23/16 04:56	1
Beryllium	<0.0040		0.0040	0.0040	mg/L		02/22/16 09:43	02/23/16 04:56	1
Boron	0.079	J	0.50	0.050	mg/L		02/22/16 09:43	02/23/16 04:56	1

TestAmerica Chicago

Client Sample Results

Client: Ecology and Environment, Inc.
Project/Site: IDOT - IL 38 - WO 008

TestAmerica Job ID: 500-107595-6

Client Sample ID: 3011-44-B01 (0-1)

Lab Sample ID: 500-107595-18

Date Collected: 02/15/16 13:25

Matrix: Solid

Date Received: 02/16/16 08:00

Percent Solids: 87.4

Method: 6010B - Metals (ICP) - TCLP (Continued)

Analyte	Result	Qualifier	RL	MDL	Unit	D	Prepared	Analyzed	Dil Fac
Cadmium	<0.0050		0.0050	0.0020	mg/L		02/22/16 09:43	02/23/16 04:56	1
Chromium	<0.025		0.025	0.010	mg/L		02/22/16 09:43	02/23/16 04:56	1
Cobalt	<0.025		0.025	0.010	mg/L		02/22/16 09:43	02/23/16 04:56	1
Iron	<0.40		0.40	0.20	mg/L		02/22/16 09:43	02/23/16 04:56	1
Lead	<0.0075		0.0075	0.0075	mg/L		02/22/16 09:43	02/23/16 04:56	1
Manganese	0.68		0.025	0.010	mg/L		02/22/16 09:43	02/23/16 04:56	1
Nickel	<0.025		0.025	0.010	mg/L		02/22/16 09:43	02/23/16 04:56	1
Selenium	<0.050		0.050	0.020	mg/L		02/22/16 09:43	02/23/16 04:56	1
Silver	<0.025		0.025	0.010	mg/L		02/22/16 09:43	02/23/16 04:56	1
Zinc	0.029	J	0.50	0.020	mg/L		02/22/16 09:43	02/23/16 04:56	1

Method: 6010B - Metals (ICP) - SPLP East

Analyte	Result	Qualifier	RL	MDL	Unit	D	Prepared	Analyzed	Dil Fac
Manganese	2.8		0.025	0.010	mg/L		02/22/16 09:48	02/24/16 02:22	1

Method: 6020A - Metals (ICP/MS) - TCLP

Analyte	Result	Qualifier	RL	MDL	Unit	D	Prepared	Analyzed	Dil Fac
Antimony	<0.0060		0.0060	0.0060	mg/L		02/22/16 09:43	02/23/16 14:38	1
Thallium	<0.0020		0.0020	0.0020	mg/L		02/22/16 09:43	02/23/16 14:38	1

Method: 7470A - TCLP Mercury - TCLP

Analyte	Result	Qualifier	RL	MDL	Unit	D	Prepared	Analyzed	Dil Fac
Mercury	<0.00020		0.00020	0.00020	mg/L		02/22/16 15:15	02/23/16 12:42	1

Method: 7471B - Mercury (CVAA)

Analyte	Result	Qualifier	RL	MDL	Unit	D	Prepared	Analyzed	Dil Fac
Mercury	0.021		0.019	0.0098	mg/Kg	☼	02/19/16 16:00	02/22/16 13:50	1

General Chemistry

Analyte	Result	Qualifier	RL	MDL	Unit	D	Prepared	Analyzed	Dil Fac
pH	8.42		0.200	0.200	SU			02/18/16 20:47	1

Definitions/Glossary

Client: Ecology and Environment, Inc.
Project/Site: IDOT - IL 38 - WO 008

TestAmerica Job ID: 500-107595-6

Qualifiers

GC/MS Semi VOA

Qualifier	Qualifier Description
J	Result is less than the RL but greater than or equal to the MDL and the concentration is an approximate value.

Metals

Qualifier	Qualifier Description
J	Result is less than the RL but greater than or equal to the MDL and the concentration is an approximate value.
B	Compound was found in the blank and sample.

Glossary

Abbreviation	These commonly used abbreviations may or may not be present in this report.
α	Listed under the "D" column to designate that the result is reported on a dry weight basis
%R	Percent Recovery
CFL	Contains Free Liquid
CNF	Contains no Free Liquid
DER	Duplicate error ratio (normalized absolute difference)
Dil Fac	Dilution Factor
DL, RA, RE, IN	Indicates a Dilution, Re-analysis, Re-extraction, or additional Initial metals/anion analysis of the sample
DLC	Decision level concentration
MDA	Minimum detectable activity
EDL	Estimated Detection Limit
MDC	Minimum detectable concentration
MDL	Method Detection Limit
ML	Minimum Level (Dioxin)
NC	Not Calculated
ND	Not detected at the reporting limit (or MDL or EDL if shown)
PQL	Practical Quantitation Limit
QC	Quality Control
RER	Relative error ratio
RL	Reporting Limit or Requested Limit (Radiochemistry)
RPD	Relative Percent Difference, a measure of the relative difference between two points
TEF	Toxicity Equivalent Factor (Dioxin)
TEQ	Toxicity Equivalent Quotient (Dioxin)

Certification Summary

Client: Ecology and Environment, Inc.
Project/Site: IDOT - IL 38 - WO 008

TestAmerica Job ID: 500-107595-6


Laboratory: TestAmerica Chicago

Unless otherwise noted, all analytes for this laboratory were covered under each certification below.

Authority	Program	EPA Region	Certification ID	Expiration Date
Illinois	NELAP	5	100201	04-30-16

The following analytes are included in this report, but certification is not offered by the governing authority:

Analysis Method	Prep Method	Matrix	Analyte
6020A	3010A	Solid	Antimony
6020A	3010A	Solid	Thallium
8260B	5035	Solid	1,3-Dichloropropene, Total
Moisture		Solid	Percent Moisture
Moisture		Solid	Percent Solids



TestAmerica

THE LEADER IN ENVIRONMENTAL TESTING

2417 Bond Street, University Park, IL 60484
 Phone: 708.534.5200 Fax: 708.534.5211

Report To _____ (optional)	Bill To _____ (optional)
Contact: _____	Contact: _____
Company: _____	Company: _____
Address: _____	Address: _____
Address: _____	Address: _____
Phone: _____	Phone: _____
Fax: _____	Fax: _____
E-Mail: _____	PO#/Reference# _____

Chain of Custody Record

Lab Job #: 500-107595

Chain of Custody Number: _____

Page _____ of _____

Temperature °C of Cooler: _____

Client		Client Project #		Preservative		Parameter		Matrix		Comments		
EE		1009341-0008-01								Preservative Key 1. HCL, Cool to 4° 2. H2SO4, Cool to 4° 3. HNO3, Cool to 4° 4. NaOH, Cool to 4° 5. NaOH/Zn, Cool to 4° 6. NaHSO4 7. Cool to 4° 8. None 9. Other		
Project Name IL 38		Lab Project # 5001869										
Project Location/State Kane County, IL		Lab PM D Wright										
Sampler S. Cooper												
Lab ID	MS/MSD	Sample ID	Sampling		# of Containers	Matrix	Voc	SVoc	Total PAH	Total Spill PAH	pH/6/10	Comments
			Date	Time								
18		Soil-44-Ball(0-1)	2/16/10	1325	2	S	X	X	X	X	X	
2/15/10												

Turnaround Time Required (Business Days) _____ 1 Day _____ 2 Days _____ 5 Days _____ 7 Days _____ 10 Days _____ 15 Days _____ Other _____

Requested Due Date _____

Sample Disposal: Return to Client Disposal by Lab Archive for _____ Months (A fee may be assessed if samples are retained longer than 1 month)

Relinquished By: <u>[Signature]</u> Company: <u>EE</u> Date: <u>2/15/10</u> Time: <u>1530</u>	Received By: <u>[Signature]</u> Company: <u>TA</u> Date: <u>2/15/10</u> Time: <u>1540</u>	Lab Courier: <u>TA</u>
Relinquished By: <u>[Signature]</u> Company: <u>TA</u> Date: <u>2/15/10</u> Time: <u>1700</u>	Received By: <u>[Signature]</u> Company: <u>TA-CHE</u> Date: <u>2/16/10</u> Time: <u>0800</u>	Shipped: _____
Relinquished By: _____ Company: _____ Date: _____ Time: _____	Received By: _____ Company: _____ Date: _____ Time: _____	Hand Delivered: _____

- Matrix Key
- WW - Wastewater
 - W - Water
 - S - Soil
 - SL - Sludge
 - MS - Miscellaneous
 - OL - Oil
 - A - Air
 - SE - Sediment
 - SO - Soil
 - L - Leachate
 - WI - Wipe
 - DW - Drinking Water
 - O - Other

Client Comments: _____

Lab Comments: _____

Login Sample Receipt Checklist

Client: Ecology and Environment, Inc.

Job Number: 500-107595-6

Login Number: 107595

List Source: TestAmerica Chicago

List Number: 1

Creator: Scott, Sherri L

Question	Answer	Comment
Radioactivity wasn't checked or is \leq background as measured by a survey meter.	True	
The cooler's custody seal, if present, is intact.	True	
Sample custody seals, if present, are intact.	True	
The cooler or samples do not appear to have been compromised or tampered with.	True	
Samples were received on ice.	True	
Cooler Temperature is acceptable.	True	
Cooler Temperature is recorded.	True	2.9,2.7,3.0,2.4,3.2
COC is present.	True	
COC is filled out in ink and legible.	True	
COC is filled out with all pertinent information.	True	
Is the Field Sampler's name present on COC?	True	
There are no discrepancies between the containers received and the COC.	True	
Samples are received within Holding Time (excluding tests with immediate HTs)	True	
Sample containers have legible labels.	True	
Containers are not broken or leaking.	True	
Sample collection date/times are provided.	True	
Appropriate sample containers are used.	True	
Sample bottles are completely filled.	True	
Sample Preservation Verified.	True	
There is sufficient vol. for all requested analyses, incl. any requested MS/MSDs	True	
Containers requiring zero headspace have no headspace or bubble is <math><6\text{mm}</math> (1/4").	N/A	
Multiphasic samples are not present.	True	
Samples do not require splitting or compositing.	True	
Residual Chlorine Checked.	N/A	





Bureau of Land • 1021 North Grand Avenue East • P.O. Box 19276 • Springfield • Illinois • 62794-9276

Uncontaminated Soil Certification by Licensed Professional Engineer or Licensed Professional Geologist for Use of Uncontaminated Soil as Fill in a CCDD or Uncontaminated Soil Fill Operation LPC-663

Revised in accordance with 35 Ill. Adm. Code 1100, as amended by PCB R2012-009 (eff. Aug. 27, 2012)

This certification form is to be used by professional engineers and professional geologists to certify, pursuant to 35 Ill. Adm. Code 1100.205(a)(1)(B), that soil (i) is uncontaminated soil and (ii) is within a pH range of 6.26 to 9.0. If you have questions about this form, please telephone the Bureau of Land Permit Section at 217/524-3300.

This form may be completed online, saved locally, printed and signed, and submitted to prospective clean construction or demolition debris (CCDD) fill operations or uncontaminated soil fill operations.

I. Source Location Information

(Describe the location of the source of the uncontaminated soil)

Project Name: FAP 347 (IL Route 38) Office Phone Number, if available: _____

Physical Site Location (address, including number and street):
46W 007-159 IL 38 ISGS #3011-40 (4 Residences)

City: Maple Park State: IL Zip Code: 60151

County: Kane Township: Campton

Lat/Long of approximate center of site in decimal degrees (DD.ddddd) to five decimal places (e.g., 40.67890, -90.12345):

Latitude: 41.899346 Longitude: -88.509042
(Decimal Degrees) (-Decimal Degrees)

Identify how the lat/long data were determined:

- GPS Map Interpolation Photo Interpolation Survey Other

IEPA Site Number(s), if assigned: BOL: _____ BOW: _____ BOA: _____

II. Owner/Operator Information for Source Site

Site Owner

Site Operator

Name: Illinois Department of Transportation

Name: Illinois Department of Transportation

Street Address: 201 West Center Court

Street Address: 201 West Center Court

PO Box: _____

PO Box: _____

City: Schaumburg State: IL

City: Schaumburg State: IL

Zip Code: 60196-1096 Phone: 847-705-4159

Zip Code: 60196-1096 Phone: 847-705-4159

Contact: Sam Mead

Contact: Sam Mead

Email, if available: Sam.Mead@illinois.gov

Email, if available: Sam.Mead@illinois.gov

This Agency is authorized to require this information under Section 4 and Title X of the Environmental Protection Act (415 ILCS 5/4, 5/39). Failure to disclose this information may result in: a civil penalty of not to exceed \$50,000 for the violation and an additional civil penalty of not to exceed \$10,000 for each day during which the violation continues (415 ILCS 5/42). This form has been approved by the Forms Management Center.

Project Name: FAP 347 (IL Route 38)

Latitude: 41.899346 Longitude: -88.509042

Uncontaminated Site Certification

III. Basis for Certification and Attachments

For each item listed below, reference the attachments to this form that provide the required information.

- a. A Description of the soil sample points and how they were determined to be sufficient in number and appropriately located 35 Ill. Adm. Code 1100.610(a)]:

Locations 3011-40-B01 and B02 were sampled within the construction zone adjacent to ISGS #3011-40 (4 Residences). Refer to PSI Report for ISGS #3011-40 (4 Residences) including Table 4-4, and Figures 4-6A&B.

- b. Analytical soil testing results to show that soil chemical constituents comply with the maximum allowable concentrations established pursuant to 35 Ill. Adm. Code Part 1100, Subpart F and that the soil pH is within the range of 6.25 to 9.0, including the documentation of chain of custody control, a copy of the lab analysis; the accreditation status of the laboratory performing the analysis; and certification by an authorized agent of the laboratory that the analysis has been performed in accordance with the Agency's rules for the accreditation of environmental and the scope of the accreditation [35 Ill. Adm. Code 1100.201(g), 1100.205(a), 1100.610]:

See attached data summary table and associated laboratory data package J107595-3.

IV. Certification Statement, Signature and Seal of Licensed Professional Engineer or Licensed Professional Geologist

I, Neil J. Brown (name of licensed professional engineer or geologist) certify under penalty of law that the information submitted, including but not limited to, all attachments and other information, is to the best of my knowledge and belief, true, accurate and complete. In accordance with the Environmental Protection Act [415 ILCS 5/22.51 or 22.51a] and 35 Ill. Adm. Code 1100.205(a), I certify that the soil from this site is uncontaminated soil. I also certify that the soil pH is within the range of 6.25 to 9.0. In addition, I certify that the soil has not been removed from the site as part of a cleanup or removal of contaminants. All necessary documentation is attached.

Any person who knowingly makes a false, fictitious, or fraudulent material statement, orally or in writing, to the Illinois EPA commits a Class 4 felony. A second or subsequent offense after conviction is a Class 3 felony. (415 ILCS 5/44(h))

Company Name: Ecology and Environment, Inc.
 Street Address: 33 West Monroe Street
 City: Chicago State: IL Zip Code: 60603
 Phone: 312-578-9243
 Neil J. Brown _____
 Printed Name:

Neil J. Brown
 Licensed Professional Engineer or
 Licensed Professional Geologist Signature:

3/17/16
 Date:



P.E. or L.P.G. Seal:




Analytical Data Summary

PTB #176-001; IDOT Job #D-91-339-15; Project #P-91-141-15; WorkOrder #08A

Key to Data Tables

- MAC = Maximum Allowable Concentration of Chemical Constituent in
Uncontaminated Soil Used as Fill Material At Regulated Fill Operations
- mg/kg = Milligrams per kilogram.
- mg/L = Milligrams per liter.
- MSA = Metropolitan Statistical Area
- TACO = Tiered Approach to Corrective Action Objectives
- TCLP = Toxicity Characteristic Leaching Procedure.
- SCGIER = Soil Component of the Groundwater Ingestion Exposure Route
- SPLP = Synthetic Precipitation Leaching Procedure.
- ND = Not detected.
- NA = Not analyzed.
- J = Estimated value.
- U = Analyte was analyzed for but not detected.

Criteria Qualifiers and Shading

- † = Concentration exceeds the most stringent MAC.
- m = Concentration exceeds the MAC for an MSA.
- * = Concentration exceeds the MAC for Chicago corporate limits.
- L = The detected TCLP/SPLP concentration exceeds the TACO Tier 1 RO for the SCGIER.
-  = Concentration exceeds the most stringent MAC, but is below the MAC for an MSA.
-  = Concentration exceeds the most stringent MAC and the MAC for Chicago corporate limits.
-  = Concentration exceeds applicable comparison criteria.

CONTAMINANTS OF CONCERN

SITE	ISGS #3011-40 (4 Residences)		Comparison Criteria			
	3011-40-B01	3011-40-B02	MACs			TACO
BORING	3011-40-B01 (0-1)	3011-40-B02 (0-1)	Most Stringent	Within an MSA	Within Chicago	SCGIER
SAMPLE						
MATRIX	Soil	Soil				
DEPTH (feet)	0-1	0-1				
pH	8.61	8.65				
VOCs (mg/kg)						
Acetone	ND U	0.038	25	--	--	--
SVOCs (mg/kg)						
2-Methylnaphthalene	ND U	0.0074 J	--	--	--	--
Acenaphthene	0.0068 J	0.015 J	570	--	--	--
Anthracene	ND U	0.061	12,000	--	--	--
Benzo[a]anthracene	0.15	0.15	0.9	1.8	1.1	--
Benzo[a]pyrene	0.18 †	0.16 †	0.09	2.1	1.3	--
Benzo[b]fluoranthene	0.3	0.23	0.9	2.1	1.5	--
Benzo[g,h,i]perylene	0.21	0.12	--	--	--	--
Benzo[k]fluoranthene	0.14	0.099	9	--	--	--
Butyl benzyl phthalate	ND U	0.12 J	930	--	--	--
Chrysene	0.19	0.17	88	--	--	--
Fluoranthene	0.22	0.21	3,100	--	--	--
Fluorene	0.0081 J	0.022 J	560	--	--	--
Indeno[1,2,3-cd]pyrene	0.19	0.11	0.9	1.6	0.9	--
Naphthalene	ND U	0.015 J	1.8	--	--	--
Phenanthrene	0.14	0.24	--	--	--	--
Pyrene	0.52	0.48	2,300	--	--	--
Inorganics (mg/kg)						
Antimony	0.54 J	ND U	5	--	--	--
Arsenic	4.3	3.8	11.3	13	--	--
Barium	41	60	1,500	--	--	--
Beryllium	0.23	0.39 J	22	--	--	--
Boron	7.1	8.8	40	--	--	--
Cadmium	0.16	0.33 J	5.2	--	--	--
Calcium	110,000	130,000	--	--	--	--
Chromium	9.5	9.4	21	--	--	--
Cobalt	4.8	4	20	--	--	--
Copper	12	13	2,900	--	--	--
Iron	8,500	8,500	15,000	15,900	--	--
Lead	59	47	107	--	--	--
Magnesium	56,000	74,000	325,000	--	--	--
Manganese	420	540	630	636	--	--
Mercury	ND U	0.016 J	0.89	--	--	--
Nickel	9.6	7.8	100	--	--	--
Potassium	620	900	--	--	--	--
Sodium	1,400	1,500	--	--	--	--
Vanadium	12	11	550	--	--	--
Zinc	60	43	5,100	--	--	--
TCLP Metals (mg/L)						
Barium	0.26 J	0.51	--	--	--	2
Boron	0.063 J	0.067 J	--	--	--	2
Cobalt	ND U	0.02 J	--	--	--	1
Manganese	1.2 L	5.1 L	--	--	--	0.15
Nickel	ND U	0.015 J	--	--	--	0.1
Zinc	0.069 J	0.082 J	--	--	--	5
SPLP Metals (mg/L)						
Manganese	0.35 L	0.22 L	--	--	--	0.15

TestAmerica

THE LEADER IN ENVIRONMENTAL TESTING

ANALYTICAL REPORT

TestAmerica Laboratories, Inc.
TestAmerica Chicago
2417 Bond Street
University Park, IL 60484
Tel: (708)534-5200

TestAmerica Job ID: 500-107595-3
Client Project/Site: IDOT - IL 38 - WO 008

For:
Ecology and Environment, Inc.
33 West Monroe St.
Suite 1410
Chicago, Illinois 60603

Attn: Mr. Dean Tiebout

Jodie Bracken

Authorized for release by:
2/29/2016 4:27:30 PM
Jodie Bracken, Project Management Assistant II
jodie.bracken@testamericainc.com

Designee for
Richard Wright, Senior Project Manager
(708)534-5200
richard.wright@testamericainc.com

LINKS

Review your project
results through
TotalAccess

Have a Question?



Visit us at:
www.testamericainc.com

The test results in this report meet all 2003 NELAC and 2009 TNI requirements for accredited parameters, exceptions are noted in this report. This report may not be reproduced except in full, and with written approval from the laboratory. For questions please contact the Project Manager at the e-mail address or telephone number listed on this page.

This report has been electronically signed and authorized by the signatory. Electronic signature is intended to be the legally binding equivalent of a traditionally handwritten signature.

Results relate only to the items tested and the sample(s) as received by the laboratory.

1

2

3

4

5

6

7

8

9

10



Table of Contents

Cover Page	1
Table of Contents	2
Case Narrative	3
Detection Summary	4
Sample Summary	6
Client Sample Results	7
Definitions	15
Certification Summary	16
Chain of Custody	17
Receipt Checklists	18

Case Narrative

Client: Ecology and Environment, Inc.
Project/Site: IDOT - IL 38 - WO 008

TestAmerica Job ID: 500-107595-3

Job ID: 500-107595-3

Laboratory: TestAmerica Chicago

Narrative

Job Narrative 500-107595-3

Comments

No additional comments.

Receipt

The samples were received on 2/16/2016 8:00 AM; the samples arrived in good condition, properly preserved and, where required, on ice. The temperatures of the 5 coolers at receipt time were 2.4° C, 2.7° C, 2.9° C, 3.0° C and 3.2° C.

GC/MS VOA

Method(s) 8260B: The continuing calibration verification (CCV) associated with batch 500-323718 recovered above the upper control limit for Chloromethane. The samples associated with this CCV were non-detects for the affected analyte; therefore, the data have been reported.

Method(s) 8260B: The laboratory control sample (LCS) for batch 500-323718 recovered outside control limits for the following analyte: Chloromethane. This analyte was biased high in the LCS and was not detected in the associated samples; therefore, the data have been reported.

No additional analytical or quality issues were noted, other than those described above or in the Definitions/Glossary page.

GC/MS Semi VOA

Method(s) 8270D: The following samples contained one acid surrogate and/or one base/neutral surrogate outside acceptance limits: 3011-40-B01 (0-1) (500-107595-14), 3011-40-B02 (0-1) (500-107595-15), (500-107595-E-1-A), (500-107595-E-1-B MS) and (500-107595-E-1-C MSD). The laboratory's SOP allows one acid and one base/neutral surrogate to be outside acceptance limits; therefore, re-extraction was not performed. These results have been reported and qualified.

No additional analytical or quality issues were noted, other than those described above or in the Definitions/Glossary page.

Metals

Method(s) 6010B: The method blank for preparation batch 500-323833 and analytical batch 500-324356 contained Chromium above the reporting limit (RL). Associated samples 3011-40-B01 (0-1) (500-107595-14) and (500-107595-E-1-J) were not re-extracted and/or re-analyzed because results were greater than 10X the value found in the method blank.

Method(s) 6010B: The following samples was diluted to bring the concentration of target and non-target analytes within the calibration range: 3011-40-B02 (0-1) (500-107595-15). Elevated reporting limits (RLs) are provided.

No additional analytical or quality issues were noted, other than those described above or in the Definitions/Glossary page.

General Chemistry

No analytical or quality issues were noted, other than those described in the Definitions/Glossary page.

Organic Prep

No analytical or quality issues were noted, other than those described in the Definitions/Glossary page.

Detection Summary

Client: Ecology and Environment, Inc.
Project/Site: IDOT - IL 38 - WO 008

TestAmerica Job ID: 500-107595-3

Client Sample ID: 3011-40-B01 (0-1)

Lab Sample ID: 500-107595-14

Analyte	Result	Qualifier	RL	MDL	Unit	Dil Fac	D	Method	Prep Type
Acenaphthene	0.0068	J	0.036	0.0066	mg/Kg	1	☼	8270D	Total/NA
Fluorene	0.0081	J	0.036	0.0051	mg/Kg	1	☼	8270D	Total/NA
Phenanthrene	0.14		0.036	0.0051	mg/Kg	1	☼	8270D	Total/NA
Fluoranthene	0.22		0.036	0.0068	mg/Kg	1	☼	8270D	Total/NA
Pyrene	0.52		0.036	0.0073	mg/Kg	1	☼	8270D	Total/NA
Benzo[a]anthracene	0.15		0.036	0.0049	mg/Kg	1	☼	8270D	Total/NA
Chrysene	0.19		0.036	0.010	mg/Kg	1	☼	8270D	Total/NA
Benzo[b]fluoranthene	0.30		0.036	0.0079	mg/Kg	1	☼	8270D	Total/NA
Benzo[k]fluoranthene	0.14		0.036	0.011	mg/Kg	1	☼	8270D	Total/NA
Benzo[a]pyrene	0.18		0.036	0.0071	mg/Kg	1	☼	8270D	Total/NA
Indeno[1,2,3-cd]pyrene	0.19		0.036	0.0095	mg/Kg	1	☼	8270D	Total/NA
Benzo[g,h,i]perylene	0.21		0.036	0.012	mg/Kg	1	☼	8270D	Total/NA
Antimony	0.54	J	1.1	0.23	mg/Kg	1	☼	6010B	Total/NA
Arsenic	4.3		0.56	0.26	mg/Kg	1	☼	6010B	Total/NA
Barium	41		0.56	0.10	mg/Kg	1	☼	6010B	Total/NA
Beryllium	0.23		0.22	0.049	mg/Kg	1	☼	6010B	Total/NA
Boron	7.1		2.8	0.39	mg/Kg	1	☼	6010B	Total/NA
Cadmium	0.16		0.11	0.033	mg/Kg	1	☼	6010B	Total/NA
Calcium	110000		110	36	mg/Kg	10	☼	6010B	Total/NA
Chromium	9.5	B	0.56	0.097	mg/Kg	1	☼	6010B	Total/NA
Cobalt	4.8		0.28	0.063	mg/Kg	1	☼	6010B	Total/NA
Copper	12		0.56	0.12	mg/Kg	1	☼	6010B	Total/NA
Iron	8500		11	4.3	mg/Kg	1	☼	6010B	Total/NA
Lead	59		0.28	0.14	mg/Kg	1	☼	6010B	Total/NA
Magnesium	56000		5.6	2.3	mg/Kg	1	☼	6010B	Total/NA
Manganese	420		0.56	0.11	mg/Kg	1	☼	6010B	Total/NA
Nickel	9.6		0.56	0.15	mg/Kg	1	☼	6010B	Total/NA
Potassium	620		28	4.6	mg/Kg	1	☼	6010B	Total/NA
Sodium	1400		56	7.4	mg/Kg	1	☼	6010B	Total/NA
Vanadium	12		0.28	0.082	mg/Kg	1	☼	6010B	Total/NA
Zinc	60		1.1	0.36	mg/Kg	1	☼	6010B	Total/NA
Barium	0.26	J	0.50	0.050	mg/L	1		6010B	TCLP
Boron	0.063	J	0.50	0.050	mg/L	1		6010B	TCLP
Manganese	1.2		0.025	0.010	mg/L	1		6010B	TCLP
Zinc	0.069	J	0.50	0.020	mg/L	1		6010B	TCLP
Manganese	0.35		0.025	0.010	mg/L	1		6010B	SPLP East
pH	8.61		0.200	0.200	SU	1		9045D	Total/NA

Client Sample ID: 3011-40-B02 (0-1)

Lab Sample ID: 500-107595-15

Analyte	Result	Qualifier	RL	MDL	Unit	Dil Fac	D	Method	Prep Type
Acetone	0.038		0.019	0.0037	mg/Kg	1	☼	8260B	Total/NA
Naphthalene	0.015	J	0.036	0.0055	mg/Kg	1	☼	8270D	Total/NA
2-Methylnaphthalene	0.0074	J	0.036	0.0066	mg/Kg	1	☼	8270D	Total/NA
Acenaphthene	0.015	J	0.036	0.0065	mg/Kg	1	☼	8270D	Total/NA
Fluorene	0.022	J	0.036	0.0050	mg/Kg	1	☼	8270D	Total/NA
Phenanthrene	0.24		0.036	0.0050	mg/Kg	1	☼	8270D	Total/NA
Anthracene	0.061		0.036	0.0060	mg/Kg	1	☼	8270D	Total/NA
Fluoranthene	0.21		0.036	0.0067	mg/Kg	1	☼	8270D	Total/NA
Pyrene	0.48		0.036	0.0071	mg/Kg	1	☼	8270D	Total/NA

This Detection Summary does not include radiochemical test results.

TestAmerica Chicago

Detection Summary

Client: Ecology and Environment, Inc.
Project/Site: IDOT - IL 38 - WO 008

TestAmerica Job ID: 500-107595-3

Client Sample ID: 3011-40-B02 (0-1) (Continued)

Lab Sample ID: 500-107595-15

Analyte	Result	Qualifier	RL	MDL	Unit	Dil Fac	D	Method	Prep Type
Butyl benzyl phthalate	0.12	J	0.18	0.068	mg/Kg	1	☼	8270D	Total/NA
Benzo[a]anthracene	0.15		0.036	0.0048	mg/Kg	1	☼	8270D	Total/NA
Chrysene	0.17		0.036	0.0098	mg/Kg	1	☼	8270D	Total/NA
Benzo[b]fluoranthene	0.23		0.036	0.0078	mg/Kg	1	☼	8270D	Total/NA
Benzo[k]fluoranthene	0.099		0.036	0.011	mg/Kg	1	☼	8270D	Total/NA
Benzo[a]pyrene	0.16		0.036	0.0070	mg/Kg	1	☼	8270D	Total/NA
Indeno[1,2,3-cd]pyrene	0.11		0.036	0.0093	mg/Kg	1	☼	8270D	Total/NA
Benzo[g,h,i]perylene	0.12		0.036	0.012	mg/Kg	1	☼	8270D	Total/NA
Arsenic	3.8		2.9	1.3	mg/Kg	5	☼	6010B	Total/NA
Barium	60		2.9	0.52	mg/Kg	5	☼	6010B	Total/NA
Beryllium	0.39	J	1.1	0.25	mg/Kg	5	☼	6010B	Total/NA
Boron	8.8		2.9	0.40	mg/Kg	1	☼	6010B	Total/NA
Cadmium	0.33	J	0.57	0.17	mg/Kg	5	☼	6010B	Total/NA
Calcium	130000		57	18	mg/Kg	5	☼	6010B	Total/NA
Chromium	9.4	B	2.9	0.49	mg/Kg	5	☼	6010B	Total/NA
Cobalt	4.0		1.4	0.32	mg/Kg	5	☼	6010B	Total/NA
Copper	13		2.9	0.62	mg/Kg	5	☼	6010B	Total/NA
Iron	8500		57	22	mg/Kg	5	☼	6010B	Total/NA
Lead	47		1.4	0.71	mg/Kg	5	☼	6010B	Total/NA
Magnesium	74000		29	12	mg/Kg	5	☼	6010B	Total/NA
Manganese	540		2.9	0.57	mg/Kg	5	☼	6010B	Total/NA
Nickel	7.8		2.9	0.78	mg/Kg	5	☼	6010B	Total/NA
Potassium	900		29	4.7	mg/Kg	1	☼	6010B	Total/NA
Sodium	1500		57	7.6	mg/Kg	1	☼	6010B	Total/NA
Vanadium	11		0.29	0.084	mg/Kg	1	☼	6010B	Total/NA
Zinc	43		5.7	1.8	mg/Kg	5	☼	6010B	Total/NA
Barium	0.51		0.50	0.050	mg/L	1		6010B	TCLP
Boron	0.067	J	0.50	0.050	mg/L	1		6010B	TCLP
Cobalt	0.020	J	0.025	0.010	mg/L	1		6010B	TCLP
Manganese	5.1		0.025	0.010	mg/L	1		6010B	TCLP
Nickel	0.015	J	0.025	0.010	mg/L	1		6010B	TCLP
Zinc	0.082	J	0.50	0.020	mg/L	1		6010B	TCLP
Manganese	0.22		0.025	0.010	mg/L	1		6010B	SPLP East
Mercury	0.016	J	0.017	0.0087	mg/Kg	1	☼	7471B	Total/NA
pH	8.65		0.200	0.200	SU	1		9045D	Total/NA

This Detection Summary does not include radiochemical test results.

TestAmerica Chicago

Sample Summary

Client: Ecology and Environment, Inc.
Project/Site: IDOT - IL 38 - WO 008

TestAmerica Job ID: 500-107595-3

Lab Sample ID	Client Sample ID	Matrix	Collected	Received
500-107595-14	3011-40-B01 (0-1)	Solid	02/15/16 13:05	02/16/16 08:00
500-107595-15	3011-40-B02 (0-1)	Solid	02/15/16 13:15	02/16/16 08:00

1

2

3

4

5

6

7

8

9

10

Client Sample Results

Client: Ecology and Environment, Inc.
Project/Site: IDOT - IL 38 - WO 008

TestAmerica Job ID: 500-107595-3

Client Sample ID: 3011-40-B01 (0-1)

Lab Sample ID: 500-107595-14

Date Collected: 02/15/16 13:05

Matrix: Solid

Date Received: 02/16/16 08:00

Percent Solids: 86.9

Method: 8260B - Volatile Organic Compounds (GC/MS)

Analyte	Result	Qualifier	RL	MDL	Unit	D	Prepared	Analyzed	Dil Fac
Acetone	<0.021		0.021	0.0041	mg/Kg	☼	02/16/16 08:50	02/20/16 23:59	1
Benzene	<0.0053		0.0053	0.0012	mg/Kg	☼	02/16/16 08:50	02/20/16 23:59	1
Bromodichloromethane	<0.0053		0.0053	0.00089	mg/Kg	☼	02/16/16 08:50	02/20/16 23:59	1
Bromoform	<0.0053		0.0053	0.0011	mg/Kg	☼	02/16/16 08:50	02/20/16 23:59	1
Bromomethane	<0.0053		0.0053	0.0019	mg/Kg	☼	02/16/16 08:50	02/20/16 23:59	1
2-Butanone (MEK)	<0.0053		0.0053	0.0019	mg/Kg	☼	02/16/16 08:50	02/20/16 23:59	1
Carbon disulfide	<0.0053		0.0053	0.0019	mg/Kg	☼	02/16/16 08:50	02/20/16 23:59	1
Carbon tetrachloride	<0.0053		0.0053	0.0011	mg/Kg	☼	02/16/16 08:50	02/20/16 23:59	1
Chlorobenzene	<0.0053		0.0053	0.0012	mg/Kg	☼	02/16/16 08:50	02/20/16 23:59	1
Chloroethane	<0.0053		0.0053	0.0022	mg/Kg	☼	02/16/16 08:50	02/20/16 23:59	1
Chloroform	<0.0053		0.0053	0.0010	mg/Kg	☼	02/16/16 08:50	02/20/16 23:59	1
Chloromethane	<0.0053	*	0.0053	0.0013	mg/Kg	☼	02/16/16 08:50	02/20/16 23:59	1
cis-1,2-Dichloroethene	<0.0053		0.0053	0.0011	mg/Kg	☼	02/16/16 08:50	02/20/16 23:59	1
cis-1,3-Dichloropropene	<0.0053		0.0053	0.0012	mg/Kg	☼	02/16/16 08:50	02/20/16 23:59	1
Dibromochloromethane	<0.0053		0.0053	0.00061	mg/Kg	☼	02/16/16 08:50	02/20/16 23:59	1
1,1-Dichloroethane	<0.0053		0.0053	0.0011	mg/Kg	☼	02/16/16 08:50	02/20/16 23:59	1
1,2-Dichloroethane	<0.0053		0.0053	0.00078	mg/Kg	☼	02/16/16 08:50	02/20/16 23:59	1
1,1-Dichloroethene	<0.0053		0.0053	0.0019	mg/Kg	☼	02/16/16 08:50	02/20/16 23:59	1
1,2-Dichloropropane	<0.0053		0.0053	0.0014	mg/Kg	☼	02/16/16 08:50	02/20/16 23:59	1
1,3-Dichloropropane, Total	<0.0053		0.0053	0.0015	mg/Kg	☼	02/16/16 08:50	02/20/16 23:59	1
Ethylbenzene	<0.0053		0.0053	0.0013	mg/Kg	☼	02/16/16 08:50	02/20/16 23:59	1
2-Hexanone	<0.0053		0.0053	0.0016	mg/Kg	☼	02/16/16 08:50	02/20/16 23:59	1
Methylene Chloride	<0.0053		0.0053	0.0040	mg/Kg	☼	02/16/16 08:50	02/20/16 23:59	1
4-Methyl-2-pentanone (MIBK)	<0.0053		0.0053	0.0011	mg/Kg	☼	02/16/16 08:50	02/20/16 23:59	1
Methyl tert-butyl ether	<0.0053		0.0053	0.0012	mg/Kg	☼	02/16/16 08:50	02/20/16 23:59	1
Styrene	<0.0053		0.0053	0.0012	mg/Kg	☼	02/16/16 08:50	02/20/16 23:59	1
1,1,2,2-Tetrachloroethane	<0.0053		0.0053	0.00084	mg/Kg	☼	02/16/16 08:50	02/20/16 23:59	1
Tetrachloroethene	<0.0053		0.0053	0.0011	mg/Kg	☼	02/16/16 08:50	02/20/16 23:59	1
Toluene	<0.0053		0.0053	0.0018	mg/Kg	☼	02/16/16 08:50	02/20/16 23:59	1
trans-1,2-Dichloroethene	<0.0053		0.0053	0.0013	mg/Kg	☼	02/16/16 08:50	02/20/16 23:59	1
trans-1,3-Dichloropropene	<0.0053		0.0053	0.0015	mg/Kg	☼	02/16/16 08:50	02/20/16 23:59	1
1,1,1-Trichloroethane	<0.0053		0.0053	0.0012	mg/Kg	☼	02/16/16 08:50	02/20/16 23:59	1
1,1,2-Trichloroethane	<0.0053		0.0053	0.0010	mg/Kg	☼	02/16/16 08:50	02/20/16 23:59	1
Trichloroethene	<0.0053		0.0053	0.0014	mg/Kg	☼	02/16/16 08:50	02/20/16 23:59	1
Vinyl acetate	<0.0053		0.0053	0.0014	mg/Kg	☼	02/16/16 08:50	02/20/16 23:59	1
Vinyl chloride	<0.0053		0.0053	0.0013	mg/Kg	☼	02/16/16 08:50	02/20/16 23:59	1
Xylenes, Total	<0.011		0.011	0.0020	mg/Kg	☼	02/16/16 08:50	02/20/16 23:59	1

Surrogate	%Recovery	Qualifier	Limits	Prepared	Analyzed	Dil Fac
4-Bromofluorobenzene (Surr)	97		70 - 122	02/16/16 08:50	02/20/16 23:59	1
Dibromofluoromethane	91		75 - 120	02/16/16 08:50	02/20/16 23:59	1
1,2-Dichloroethane-d4 (Surr)	83		70 - 134	02/16/16 08:50	02/20/16 23:59	1
Toluene-d8 (Surr)	108		75 - 122	02/16/16 08:50	02/20/16 23:59	1

Method: 8270D - Semivolatile Organic Compounds (GC/MS)

Analyte	Result	Qualifier	RL	MDL	Unit	D	Prepared	Analyzed	Dil Fac
Phenol	<0.18		0.18	0.081	mg/Kg	☼	02/19/16 07:12	02/26/16 17:40	1
Bis(2-chloroethyl)ether	<0.18		0.18	0.055	mg/Kg	☼	02/19/16 07:12	02/26/16 17:40	1
1,3-Dichlorobenzene	<0.18		0.18	0.041	mg/Kg	☼	02/19/16 07:12	02/26/16 17:40	1
1,4-Dichlorobenzene	<0.18		0.18	0.047	mg/Kg	☼	02/19/16 07:12	02/26/16 17:40	1

TestAmerica Chicago

Client Sample Results

Client: Ecology and Environment, Inc.
Project/Site: IDOT - IL 38 - WO 008

TestAmerica Job ID: 500-107595-3

Client Sample ID: 3011-40-B01 (0-1)

Lab Sample ID: 500-107595-14

Date Collected: 02/15/16 13:05

Matrix: Solid

Date Received: 02/16/16 08:00

Percent Solids: 86.9

Method: 8270D - Semivolatile Organic Compounds (GC/MS) (Continued)

Analyte	Result	Qualifier	RL	MDL	Unit	D	Prepared	Analyzed	Dil Fac
1,2-Dichlorobenzene	<0.18		0.18	0.044	mg/Kg	☼	02/19/16 07:12	02/26/16 17:40	1
2-Methylphenol	<0.18		0.18	0.059	mg/Kg	☼	02/19/16 07:12	02/26/16 17:40	1
2,2'-oxybis[1-chloropropane]	<0.18		0.18	0.042	mg/Kg	☼	02/19/16 07:12	02/26/16 17:40	1
N-Nitrosodi-n-propylamine	<0.074		0.074	0.045	mg/Kg	☼	02/19/16 07:12	02/26/16 17:40	1
Hexachloroethane	<0.18		0.18	0.056	mg/Kg	☼	02/19/16 07:12	02/26/16 17:40	1
2-Chlorophenol	<0.18		0.18	0.062	mg/Kg	☼	02/19/16 07:12	02/26/16 17:40	1
Nitrobenzene	<0.036		0.036	0.0091	mg/Kg	☼	02/19/16 07:12	02/26/16 17:40	1
Bis(2-chloroethoxy)methane	<0.18		0.18	0.037	mg/Kg	☼	02/19/16 07:12	02/26/16 17:40	1
1,2,4-Trichlorobenzene	<0.18		0.18	0.039	mg/Kg	☼	02/19/16 07:12	02/26/16 17:40	1
Isophorone	<0.18		0.18	0.041	mg/Kg	☼	02/19/16 07:12	02/26/16 17:40	1
2,4-Dimethylphenol	<0.36		0.36	0.14	mg/Kg	☼	02/19/16 07:12	02/26/16 17:40	1
Hexachlorobutadiene	<0.18		0.18	0.057	mg/Kg	☼	02/19/16 07:12	02/26/16 17:40	1
Naphthalene	<0.036		0.036	0.0056	mg/Kg	☼	02/19/16 07:12	02/26/16 17:40	1
2,4-Dichlorophenol	<0.36		0.36	0.087	mg/Kg	☼	02/19/16 07:12	02/26/16 17:40	1
4-Chloroaniline	<0.74		0.74	0.17	mg/Kg	☼	02/19/16 07:12	02/26/16 17:40	1
2,4,6-Trichlorophenol	<0.36		0.36	0.13	mg/Kg	☼	02/19/16 07:12	02/26/16 17:40	1
2,4,5-Trichlorophenol	<0.36		0.36	0.083	mg/Kg	☼	02/19/16 07:12	02/26/16 17:40	1
Hexachlorocyclopentadiene	<0.74		0.74	0.21	mg/Kg	☼	02/19/16 07:12	02/26/16 17:40	1
2-Methylnaphthalene	<0.036		0.036	0.0067	mg/Kg	☼	02/19/16 07:12	02/26/16 17:40	1
2-Nitroaniline	<0.18		0.18	0.049	mg/Kg	☼	02/19/16 07:12	02/26/16 17:40	1
2-Chloronaphthalene	<0.18		0.18	0.040	mg/Kg	☼	02/19/16 07:12	02/26/16 17:40	1
4-Chloro-3-methylphenol	<0.36		0.36	0.12	mg/Kg	☼	02/19/16 07:12	02/26/16 17:40	1
2,6-Dinitrotoluene	<0.18		0.18	0.072	mg/Kg	☼	02/19/16 07:12	02/26/16 17:40	1
2-Nitrophenol	<0.36		0.36	0.086	mg/Kg	☼	02/19/16 07:12	02/26/16 17:40	1
3-Nitroaniline	<0.36		0.36	0.11	mg/Kg	☼	02/19/16 07:12	02/26/16 17:40	1
Dimethyl phthalate	<0.18		0.18	0.048	mg/Kg	☼	02/19/16 07:12	02/26/16 17:40	1
2,4-Dinitrophenol	<0.74		0.74	0.64	mg/Kg	☼	02/19/16 07:12	02/26/16 17:40	1
Acenaphthylene	<0.036		0.036	0.0048	mg/Kg	☼	02/19/16 07:12	02/26/16 17:40	1
2,4-Dinitrotoluene	<0.18		0.18	0.058	mg/Kg	☼	02/19/16 07:12	02/26/16 17:40	1
Acenaphthene	0.0068	J	0.036	0.0066	mg/Kg	☼	02/19/16 07:12	02/26/16 17:40	1
Dibenzofuran	<0.18		0.18	0.043	mg/Kg	☼	02/19/16 07:12	02/26/16 17:40	1
4-Nitrophenol	<0.74		0.74	0.35	mg/Kg	☼	02/19/16 07:12	02/26/16 17:40	1
Fluorene	0.0081	J	0.036	0.0051	mg/Kg	☼	02/19/16 07:12	02/26/16 17:40	1
4-Nitroaniline	<0.36		0.36	0.15	mg/Kg	☼	02/19/16 07:12	02/26/16 17:40	1
4-Bromophenyl phenyl ether	<0.18		0.18	0.048	mg/Kg	☼	02/19/16 07:12	02/26/16 17:40	1
Hexachlorobenzene	<0.074		0.074	0.0085	mg/Kg	☼	02/19/16 07:12	02/26/16 17:40	1
Diethyl phthalate	<0.18		0.18	0.062	mg/Kg	☼	02/19/16 07:12	02/26/16 17:40	1
4-Chlorophenyl phenyl ether	<0.18		0.18	0.043	mg/Kg	☼	02/19/16 07:12	02/26/16 17:40	1
Pentachlorophenol	<0.74		0.74	0.59	mg/Kg	☼	02/19/16 07:12	02/26/16 17:40	1
N-Nitrosodiphenylamine	<0.18		0.18	0.043	mg/Kg	☼	02/19/16 07:12	02/26/16 17:40	1
4,6-Dinitro-2-methylphenol	<0.74		0.74	0.29	mg/Kg	☼	02/19/16 07:12	02/26/16 17:40	1
Phenanthrene	0.14		0.036	0.0051	mg/Kg	☼	02/19/16 07:12	02/26/16 17:40	1
Anthracene	<0.036		0.036	0.0061	mg/Kg	☼	02/19/16 07:12	02/26/16 17:40	1
Carbazole	<0.18		0.18	0.091	mg/Kg	☼	02/19/16 07:12	02/26/16 17:40	1
Di-n-butyl phthalate	<0.18		0.18	0.056	mg/Kg	☼	02/19/16 07:12	02/26/16 17:40	1
Fluoranthene	0.22		0.036	0.0068	mg/Kg	☼	02/19/16 07:12	02/26/16 17:40	1
Pyrene	0.52		0.036	0.0073	mg/Kg	☼	02/19/16 07:12	02/26/16 17:40	1
Butyl benzyl phthalate	<0.18		0.18	0.070	mg/Kg	☼	02/19/16 07:12	02/26/16 17:40	1
Benzo[a]anthracene	0.15		0.036	0.0049	mg/Kg	☼	02/19/16 07:12	02/26/16 17:40	1

TestAmerica Chicago

Client Sample Results

Client: Ecology and Environment, Inc.
Project/Site: IDOT - IL 38 - WO 008

TestAmerica Job ID: 500-107595-3

Client Sample ID: 3011-40-B01 (0-1)

Lab Sample ID: 500-107595-14

Date Collected: 02/15/16 13:05

Matrix: Solid

Date Received: 02/16/16 08:00

Percent Solids: 86.9

Method: 8270D - Semivolatile Organic Compounds (GC/MS) (Continued)

Analyte	Result	Qualifier	RL	MDL	Unit	D	Prepared	Analyzed	Dil Fac
Chrysene	0.19		0.036	0.010	mg/Kg	☼	02/19/16 07:12	02/26/16 17:40	1
3,3'-Dichlorobenzidine	<0.18		0.18	0.051	mg/Kg	☼	02/19/16 07:12	02/26/16 17:40	1
Bis(2-ethylhexyl) phthalate	<0.18		0.18	0.067	mg/Kg	☼	02/19/16 07:12	02/26/16 17:40	1
Di-n-octyl phthalate	<0.18		0.18	0.060	mg/Kg	☼	02/19/16 07:12	02/26/16 17:40	1
Benzo[b]fluoranthene	0.30		0.036	0.0079	mg/Kg	☼	02/19/16 07:12	02/26/16 17:40	1
Benzo[k]fluoranthene	0.14		0.036	0.011	mg/Kg	☼	02/19/16 07:12	02/26/16 17:40	1
Benzo[a]pyrene	0.18		0.036	0.0071	mg/Kg	☼	02/19/16 07:12	02/26/16 17:40	1
Indeno[1,2,3-cd]pyrene	0.19		0.036	0.0095	mg/Kg	☼	02/19/16 07:12	02/26/16 17:40	1
Dibenz(a,h)anthracene	<0.036		0.036	0.0071	mg/Kg	☼	02/19/16 07:12	02/26/16 17:40	1
Benzo[g,h,i]perylene	0.21		0.036	0.012	mg/Kg	☼	02/19/16 07:12	02/26/16 17:40	1
3 & 4 Methylphenol	<0.18		0.18	0.061	mg/Kg	☼	02/19/16 07:12	02/26/16 17:40	1

Surrogate	%Recovery	Qualifier	Limits	Prepared	Analyzed	Dil Fac
2-Fluorophenol	77		25 - 110	02/19/16 07:12	02/26/16 17:40	1
Phenol-d5	75		31 - 110	02/19/16 07:12	02/26/16 17:40	1
Nitrobenzene-d5	66		25 - 115	02/19/16 07:12	02/26/16 17:40	1
2-Fluorobiphenyl	72		25 - 119	02/19/16 07:12	02/26/16 17:40	1
2,4,6-Tribromophenol	76		35 - 137	02/19/16 07:12	02/26/16 17:40	1
Terphenyl-d14	193	X	36 - 134	02/19/16 07:12	02/26/16 17:40	1

Method: 6010B - Metals (ICP)

Analyte	Result	Qualifier	RL	MDL	Unit	D	Prepared	Analyzed	Dil Fac
Antimony	0.54	J	1.1	0.23	mg/Kg	☼	02/21/16 17:45	02/24/16 21:53	1
Arsenic	4.3		0.56	0.26	mg/Kg	☼	02/21/16 17:45	02/24/16 21:53	1
Barium	41		0.56	0.10	mg/Kg	☼	02/21/16 17:45	02/24/16 21:53	1
Beryllium	0.23		0.22	0.049	mg/Kg	☼	02/21/16 17:45	02/24/16 21:53	1
Boron	7.1		2.8	0.39	mg/Kg	☼	02/21/16 17:45	02/24/16 21:53	1
Cadmium	0.16		0.11	0.033	mg/Kg	☼	02/21/16 17:45	02/24/16 21:53	1
Calcium	110000		110	36	mg/Kg	☼	02/21/16 17:45	02/25/16 14:17	10
Chromium	9.5	B	0.56	0.097	mg/Kg	☼	02/21/16 17:45	02/24/16 21:53	1
Cobalt	4.8		0.28	0.063	mg/Kg	☼	02/21/16 17:45	02/24/16 21:53	1
Copper	12		0.56	0.12	mg/Kg	☼	02/21/16 17:45	02/24/16 21:53	1
Iron	8500		11	4.3	mg/Kg	☼	02/21/16 17:45	02/24/16 21:53	1
Lead	59		0.28	0.14	mg/Kg	☼	02/21/16 17:45	02/24/16 21:53	1
Magnesium	56000		5.6	2.3	mg/Kg	☼	02/21/16 17:45	02/24/16 21:53	1
Manganese	420		0.56	0.11	mg/Kg	☼	02/21/16 17:45	02/24/16 21:53	1
Nickel	9.6		0.56	0.15	mg/Kg	☼	02/21/16 17:45	02/24/16 21:53	1
Potassium	620		28	4.6	mg/Kg	☼	02/21/16 17:45	02/24/16 21:53	1
Selenium	<0.56		0.56	0.28	mg/Kg	☼	02/21/16 17:45	02/24/16 21:53	1
Silver	<0.28		0.28	0.066	mg/Kg	☼	02/21/16 17:45	02/24/16 21:53	1
Sodium	1400		56	7.4	mg/Kg	☼	02/21/16 17:45	02/24/16 21:53	1
Thallium	<0.56		0.56	0.28	mg/Kg	☼	02/21/16 17:45	02/24/16 21:53	1
Vanadium	12		0.28	0.082	mg/Kg	☼	02/21/16 17:45	02/24/16 21:53	1
Zinc	60		1.1	0.36	mg/Kg	☼	02/21/16 17:45	02/24/16 21:53	1

Method: 6010B - Metals (ICP) - TCLP

Analyte	Result	Qualifier	RL	MDL	Unit	D	Prepared	Analyzed	Dil Fac
Barium	0.26	J	0.50	0.050	mg/L		02/22/16 09:43	02/23/16 04:13	1
Beryllium	<0.0040		0.0040	0.0040	mg/L		02/22/16 09:43	02/23/16 04:13	1
Boron	0.063	J	0.50	0.050	mg/L		02/22/16 09:43	02/23/16 04:13	1

TestAmerica Chicago

Client Sample Results

Client: Ecology and Environment, Inc.
Project/Site: IDOT - IL 38 - WO 008

TestAmerica Job ID: 500-107595-3

Client Sample ID: 3011-40-B01 (0-1)

Lab Sample ID: 500-107595-14

Date Collected: 02/15/16 13:05

Matrix: Solid

Date Received: 02/16/16 08:00

Percent Solids: 86.9

Method: 6010B - Metals (ICP) - TCLP (Continued)

Analyte	Result	Qualifier	RL	MDL	Unit	D	Prepared	Analyzed	Dil Fac
Cadmium	<0.0050		0.0050	0.0020	mg/L		02/22/16 09:43	02/23/16 04:13	1
Chromium	<0.025		0.025	0.010	mg/L		02/22/16 09:43	02/23/16 04:13	1
Cobalt	<0.025		0.025	0.010	mg/L		02/22/16 09:43	02/23/16 04:13	1
Iron	<0.40		0.40	0.20	mg/L		02/22/16 09:43	02/23/16 04:13	1
Lead	<0.0075		0.0075	0.0075	mg/L		02/22/16 09:43	02/23/16 04:13	1
Manganese	1.2		0.025	0.010	mg/L		02/22/16 09:43	02/23/16 04:13	1
Nickel	<0.025		0.025	0.010	mg/L		02/22/16 09:43	02/23/16 04:13	1
Selenium	<0.050		0.050	0.020	mg/L		02/22/16 09:43	02/23/16 04:13	1
Silver	<0.025		0.025	0.010	mg/L		02/22/16 09:43	02/23/16 04:13	1
Zinc	0.069	J	0.50	0.020	mg/L		02/22/16 09:43	02/23/16 04:13	1

Method: 6010B - Metals (ICP) - SPLP East

Analyte	Result	Qualifier	RL	MDL	Unit	D	Prepared	Analyzed	Dil Fac
Manganese	0.35		0.025	0.010	mg/L		02/22/16 09:48	02/24/16 01:39	1

Method: 6020A - Metals (ICP/MS) - TCLP

Analyte	Result	Qualifier	RL	MDL	Unit	D	Prepared	Analyzed	Dil Fac
Antimony	<0.0060		0.0060	0.0060	mg/L		02/22/16 09:43	02/23/16 14:10	1
Thallium	<0.0020		0.0020	0.0020	mg/L		02/22/16 09:43	02/23/16 14:10	1

Method: 7470A - TCLP Mercury - TCLP

Analyte	Result	Qualifier	RL	MDL	Unit	D	Prepared	Analyzed	Dil Fac
Mercury	<0.00020		0.00020	0.00020	mg/L		02/22/16 15:15	02/23/16 12:34	1

Method: 7471B - Mercury (CVAA)

Analyte	Result	Qualifier	RL	MDL	Unit	D	Prepared	Analyzed	Dil Fac
Mercury	<0.017		0.017	0.0091	mg/Kg	☼	02/19/16 16:00	02/22/16 13:41	1

General Chemistry

Analyte	Result	Qualifier	RL	MDL	Unit	D	Prepared	Analyzed	Dil Fac
pH	8.61		0.200	0.200	SU			02/18/16 20:22	1

Client Sample Results

Client: Ecology and Environment, Inc.
Project/Site: IDOT - IL 38 - WO 008

TestAmerica Job ID: 500-107595-3

Client Sample ID: 3011-40-B02 (0-1)

Lab Sample ID: 500-107595-15

Date Collected: 02/15/16 13:15

Matrix: Solid

Date Received: 02/16/16 08:00

Percent Solids: 86.8

Method: 8260B - Volatile Organic Compounds (GC/MS)

Analyte	Result	Qualifier	RL	MDL	Unit	D	Prepared	Analyzed	Dil Fac
Acetone	0.038		0.019	0.0037	mg/Kg	☼	02/16/16 08:50	02/21/16 00:24	1
Benzene	<0.0047		0.0047	0.0011	mg/Kg	☼	02/16/16 08:50	02/21/16 00:24	1
Bromodichloromethane	<0.0047		0.0047	0.00080	mg/Kg	☼	02/16/16 08:50	02/21/16 00:24	1
Bromoform	<0.0047		0.0047	0.00097	mg/Kg	☼	02/16/16 08:50	02/21/16 00:24	1
Bromomethane	<0.0047		0.0047	0.0017	mg/Kg	☼	02/16/16 08:50	02/21/16 00:24	1
2-Butanone (MEK)	<0.0047		0.0047	0.0017	mg/Kg	☼	02/16/16 08:50	02/21/16 00:24	1
Carbon disulfide	<0.0047		0.0047	0.0017	mg/Kg	☼	02/16/16 08:50	02/21/16 00:24	1
Carbon tetrachloride	<0.0047		0.0047	0.0010	mg/Kg	☼	02/16/16 08:50	02/21/16 00:24	1
Chlorobenzene	<0.0047		0.0047	0.0011	mg/Kg	☼	02/16/16 08:50	02/21/16 00:24	1
Chloroethane	<0.0047		0.0047	0.0020	mg/Kg	☼	02/16/16 08:50	02/21/16 00:24	1
Chloroform	<0.0047		0.0047	0.00092	mg/Kg	☼	02/16/16 08:50	02/21/16 00:24	1
Chloromethane	<0.0047 *		0.0047	0.0011	mg/Kg	☼	02/16/16 08:50	02/21/16 00:24	1
cis-1,2-Dichloroethene	<0.0047		0.0047	0.00097	mg/Kg	☼	02/16/16 08:50	02/21/16 00:24	1
cis-1,3-Dichloropropene	<0.0047		0.0047	0.0011	mg/Kg	☼	02/16/16 08:50	02/21/16 00:24	1
Dibromochloromethane	<0.0047		0.0047	0.00054	mg/Kg	☼	02/16/16 08:50	02/21/16 00:24	1
1,1-Dichloroethane	<0.0047		0.0047	0.00098	mg/Kg	☼	02/16/16 08:50	02/21/16 00:24	1
1,2-Dichloroethane	<0.0047		0.0047	0.00070	mg/Kg	☼	02/16/16 08:50	02/21/16 00:24	1
1,1-Dichloroethene	<0.0047		0.0047	0.0017	mg/Kg	☼	02/16/16 08:50	02/21/16 00:24	1
1,2-Dichloropropane	<0.0047		0.0047	0.0012	mg/Kg	☼	02/16/16 08:50	02/21/16 00:24	1
1,3-Dichloropropane, Total	<0.0047		0.0047	0.0013	mg/Kg	☼	02/16/16 08:50	02/21/16 00:24	1
Ethylbenzene	<0.0047		0.0047	0.0012	mg/Kg	☼	02/16/16 08:50	02/21/16 00:24	1
2-Hexanone	<0.0047		0.0047	0.0015	mg/Kg	☼	02/16/16 08:50	02/21/16 00:24	1
Methylene Chloride	<0.0047		0.0047	0.0036	mg/Kg	☼	02/16/16 08:50	02/21/16 00:24	1
4-Methyl-2-pentanone (MIBK)	<0.0047		0.0047	0.00098	mg/Kg	☼	02/16/16 08:50	02/21/16 00:24	1
Methyl tert-butyl ether	<0.0047		0.0047	0.0011	mg/Kg	☼	02/16/16 08:50	02/21/16 00:24	1
Styrene	<0.0047		0.0047	0.0011	mg/Kg	☼	02/16/16 08:50	02/21/16 00:24	1
1,1,1,2-Tetrachloroethane	<0.0047		0.0047	0.00075	mg/Kg	☼	02/16/16 08:50	02/21/16 00:24	1
Tetrachloroethene	<0.0047		0.0047	0.00098	mg/Kg	☼	02/16/16 08:50	02/21/16 00:24	1
Toluene	<0.0047		0.0047	0.0016	mg/Kg	☼	02/16/16 08:50	02/21/16 00:24	1
trans-1,2-Dichloroethene	<0.0047		0.0047	0.0012	mg/Kg	☼	02/16/16 08:50	02/21/16 00:24	1
trans-1,3-Dichloropropene	<0.0047		0.0047	0.0013	mg/Kg	☼	02/16/16 08:50	02/21/16 00:24	1
1,1,1-Trichloroethane	<0.0047		0.0047	0.0011	mg/Kg	☼	02/16/16 08:50	02/21/16 00:24	1
1,1,2-Trichloroethane	<0.0047		0.0047	0.00092	mg/Kg	☼	02/16/16 08:50	02/21/16 00:24	1
Trichloroethene	<0.0047		0.0047	0.0013	mg/Kg	☼	02/16/16 08:50	02/21/16 00:24	1
Vinyl acetate	<0.0047		0.0047	0.0013	mg/Kg	☼	02/16/16 08:50	02/21/16 00:24	1
Vinyl chloride	<0.0047		0.0047	0.0011	mg/Kg	☼	02/16/16 08:50	02/21/16 00:24	1
Xylenes, Total	<0.0095		0.0095	0.0018	mg/Kg	☼	02/16/16 08:50	02/21/16 00:24	1

Surrogate	%Recovery	Qualifier	Limits	Prepared	Analyzed	Dil Fac
4-Bromofluorobenzene (Surr)	97		70 - 122	02/16/16 08:50	02/21/16 00:24	1
Dibromofluoromethane	92		75 - 120	02/16/16 08:50	02/21/16 00:24	1
1,2-Dichloroethane-d4 (Surr)	81		70 - 134	02/16/16 08:50	02/21/16 00:24	1
Toluene-d8 (Surr)	109		75 - 122	02/16/16 08:50	02/21/16 00:24	1

Method: 8270D - Semivolatile Organic Compounds (GC/MS)

Analyte	Result	Qualifier	RL	MDL	Unit	D	Prepared	Analyzed	Dil Fac
Phenol	<0.18		0.18	0.080	mg/Kg	☼	02/19/16 07:12	02/26/16 18:09	1
Bis(2-chloroethyl)ether	<0.18		0.18	0.054	mg/Kg	☼	02/19/16 07:12	02/26/16 18:09	1
1,3-Dichlorobenzene	<0.18		0.18	0.040	mg/Kg	☼	02/19/16 07:12	02/26/16 18:09	1
1,4-Dichlorobenzene	<0.18		0.18	0.046	mg/Kg	☼	02/19/16 07:12	02/26/16 18:09	1

TestAmerica Chicago

Client Sample Results

Client: Ecology and Environment, Inc.
Project/Site: IDOT - IL 38 - WO 008

TestAmerica Job ID: 500-107595-3

Client Sample ID: 3011-40-B02 (0-1)

Lab Sample ID: 500-107595-15

Date Collected: 02/15/16 13:15

Matrix: Solid

Date Received: 02/16/16 08:00

Percent Solids: 86.8

Method: 8270D - Semivolatile Organic Compounds (GC/MS) (Continued)

Analyte	Result	Qualifier	RL	MDL	Unit	D	Prepared	Analyzed	Dil Fac
1,2-Dichlorobenzene	<0.18		0.18	0.043	mg/Kg	☼	02/19/16 07:12	02/26/16 18:09	1
2-Methylphenol	<0.18		0.18	0.058	mg/Kg	☼	02/19/16 07:12	02/26/16 18:09	1
2,2'-oxybis[1-chloropropane]	<0.18		0.18	0.042	mg/Kg	☼	02/19/16 07:12	02/26/16 18:09	1
N-Nitrosodi-n-propylamine	<0.072		0.072	0.044	mg/Kg	☼	02/19/16 07:12	02/26/16 18:09	1
Hexachloroethane	<0.18		0.18	0.055	mg/Kg	☼	02/19/16 07:12	02/26/16 18:09	1
2-Chlorophenol	<0.18		0.18	0.061	mg/Kg	☼	02/19/16 07:12	02/26/16 18:09	1
Nitrobenzene	<0.036		0.036	0.0090	mg/Kg	☼	02/19/16 07:12	02/26/16 18:09	1
Bis(2-chloroethoxy)methane	<0.18		0.18	0.037	mg/Kg	☼	02/19/16 07:12	02/26/16 18:09	1
1,2,4-Trichlorobenzene	<0.18		0.18	0.039	mg/Kg	☼	02/19/16 07:12	02/26/16 18:09	1
Isophorone	<0.18		0.18	0.040	mg/Kg	☼	02/19/16 07:12	02/26/16 18:09	1
2,4-Dimethylphenol	<0.36		0.36	0.14	mg/Kg	☼	02/19/16 07:12	02/26/16 18:09	1
Hexachlorobutadiene	<0.18		0.18	0.056	mg/Kg	☼	02/19/16 07:12	02/26/16 18:09	1
Naphthalene	0.015	J	0.036	0.0055	mg/Kg	☼	02/19/16 07:12	02/26/16 18:09	1
2,4-Dichlorophenol	<0.36		0.36	0.085	mg/Kg	☼	02/19/16 07:12	02/26/16 18:09	1
4-Chloroaniline	<0.72		0.72	0.17	mg/Kg	☼	02/19/16 07:12	02/26/16 18:09	1
2,4,6-Trichlorophenol	<0.36		0.36	0.12	mg/Kg	☼	02/19/16 07:12	02/26/16 18:09	1
2,4,5-Trichlorophenol	<0.36		0.36	0.082	mg/Kg	☼	02/19/16 07:12	02/26/16 18:09	1
Hexachlorocyclopentadiene	<0.72		0.72	0.21	mg/Kg	☼	02/19/16 07:12	02/26/16 18:09	1
2-Methylnaphthalene	0.0074	J	0.036	0.0066	mg/Kg	☼	02/19/16 07:12	02/26/16 18:09	1
2-Nitroaniline	<0.18		0.18	0.048	mg/Kg	☼	02/19/16 07:12	02/26/16 18:09	1
2-Chloronaphthalene	<0.18		0.18	0.040	mg/Kg	☼	02/19/16 07:12	02/26/16 18:09	1
4-Chloro-3-methylphenol	<0.36		0.36	0.12	mg/Kg	☼	02/19/16 07:12	02/26/16 18:09	1
2,6-Dinitrotoluene	<0.18		0.18	0.071	mg/Kg	☼	02/19/16 07:12	02/26/16 18:09	1
2-Nitrophenol	<0.36		0.36	0.085	mg/Kg	☼	02/19/16 07:12	02/26/16 18:09	1
3-Nitroaniline	<0.36		0.36	0.11	mg/Kg	☼	02/19/16 07:12	02/26/16 18:09	1
Dimethyl phthalate	<0.18		0.18	0.047	mg/Kg	☼	02/19/16 07:12	02/26/16 18:09	1
2,4-Dinitrophenol	<0.72		0.72	0.63	mg/Kg	☼	02/19/16 07:12	02/26/16 18:09	1
Acenaphthylene	<0.036		0.036	0.0047	mg/Kg	☼	02/19/16 07:12	02/26/16 18:09	1
2,4-Dinitrotoluene	<0.18		0.18	0.057	mg/Kg	☼	02/19/16 07:12	02/26/16 18:09	1
Acenaphthene	0.015	J	0.036	0.0065	mg/Kg	☼	02/19/16 07:12	02/26/16 18:09	1
Dibenzofuran	<0.18		0.18	0.042	mg/Kg	☼	02/19/16 07:12	02/26/16 18:09	1
4-Nitrophenol	<0.72		0.72	0.34	mg/Kg	☼	02/19/16 07:12	02/26/16 18:09	1
Fluorene	0.022	J	0.036	0.0050	mg/Kg	☼	02/19/16 07:12	02/26/16 18:09	1
4-Nitroaniline	<0.36		0.36	0.15	mg/Kg	☼	02/19/16 07:12	02/26/16 18:09	1
4-Bromophenyl phenyl ether	<0.18		0.18	0.047	mg/Kg	☼	02/19/16 07:12	02/26/16 18:09	1
Hexachlorobenzene	<0.072		0.072	0.0083	mg/Kg	☼	02/19/16 07:12	02/26/16 18:09	1
Diethyl phthalate	<0.18		0.18	0.061	mg/Kg	☼	02/19/16 07:12	02/26/16 18:09	1
4-Chlorophenyl phenyl ether	<0.18		0.18	0.042	mg/Kg	☼	02/19/16 07:12	02/26/16 18:09	1
Pentachlorophenol	<0.72		0.72	0.58	mg/Kg	☼	02/19/16 07:12	02/26/16 18:09	1
N-Nitrosodiphenylamine	<0.18		0.18	0.042	mg/Kg	☼	02/19/16 07:12	02/26/16 18:09	1
4,6-Dinitro-2-methylphenol	<0.72		0.72	0.29	mg/Kg	☼	02/19/16 07:12	02/26/16 18:09	1
Phenanthrene	0.24		0.036	0.0050	mg/Kg	☼	02/19/16 07:12	02/26/16 18:09	1
Anthracene	0.061		0.036	0.0060	mg/Kg	☼	02/19/16 07:12	02/26/16 18:09	1
Carbazole	<0.18		0.18	0.090	mg/Kg	☼	02/19/16 07:12	02/26/16 18:09	1
Di-n-butyl phthalate	<0.18		0.18	0.055	mg/Kg	☼	02/19/16 07:12	02/26/16 18:09	1
Fluoranthene	0.21		0.036	0.0067	mg/Kg	☼	02/19/16 07:12	02/26/16 18:09	1
Pyrene	0.48		0.036	0.0071	mg/Kg	☼	02/19/16 07:12	02/26/16 18:09	1
Butyl benzyl phthalate	0.12	J	0.18	0.068	mg/Kg	☼	02/19/16 07:12	02/26/16 18:09	1
Benzo[a]anthracene	0.15		0.036	0.0048	mg/Kg	☼	02/19/16 07:12	02/26/16 18:09	1

TestAmerica Chicago

Client Sample Results

Client: Ecology and Environment, Inc.
Project/Site: IDOT - IL 38 - WO 008

TestAmerica Job ID: 500-107595-3

Client Sample ID: 3011-40-B02 (0-1)

Lab Sample ID: 500-107595-15

Date Collected: 02/15/16 13:15

Matrix: Solid

Date Received: 02/16/16 08:00

Percent Solids: 86.8

Method: 8270D - Semivolatile Organic Compounds (GC/MS) (Continued)

Analyte	Result	Qualifier	RL	MDL	Unit	D	Prepared	Analyzed	Dil Fac
Chrysene	0.17		0.036	0.0098	mg/Kg	☼	02/19/16 07:12	02/26/16 18:09	1
3,3'-Dichlorobenzidine	<0.18		0.18	0.050	mg/Kg	☼	02/19/16 07:12	02/26/16 18:09	1
Bis(2-ethylhexyl) phthalate	<0.18		0.18	0.066	mg/Kg	☼	02/19/16 07:12	02/26/16 18:09	1
Di-n-octyl phthalate	<0.18		0.18	0.059	mg/Kg	☼	02/19/16 07:12	02/26/16 18:09	1
Benzo[b]fluoranthene	0.23		0.036	0.0078	mg/Kg	☼	02/19/16 07:12	02/26/16 18:09	1
Benzo[k]fluoranthene	0.099		0.036	0.011	mg/Kg	☼	02/19/16 07:12	02/26/16 18:09	1
Benzo[a]pyrene	0.16		0.036	0.0070	mg/Kg	☼	02/19/16 07:12	02/26/16 18:09	1
Indeno[1,2,3-cd]pyrene	0.11		0.036	0.0093	mg/Kg	☼	02/19/16 07:12	02/26/16 18:09	1
Dibenz(a,h)anthracene	<0.036		0.036	0.0069	mg/Kg	☼	02/19/16 07:12	02/26/16 18:09	1
Benzo[g,h,i]perylene	0.12		0.036	0.012	mg/Kg	☼	02/19/16 07:12	02/26/16 18:09	1
3 & 4 Methylphenol	<0.18		0.18	0.060	mg/Kg	☼	02/19/16 07:12	02/26/16 18:09	1

Surrogate	%Recovery	Qualifier	Limits	Prepared	Analyzed	Dil Fac
2-Fluorophenol	81		25 - 110	02/19/16 07:12	02/26/16 18:09	1
Phenol-d5	80		31 - 110	02/19/16 07:12	02/26/16 18:09	1
Nitrobenzene-d5	70		25 - 115	02/19/16 07:12	02/26/16 18:09	1
2-Fluorobiphenyl	75		25 - 119	02/19/16 07:12	02/26/16 18:09	1
2,4,6-Tribromophenol	75		35 - 137	02/19/16 07:12	02/26/16 18:09	1
Terphenyl-d14	208	X	36 - 134	02/19/16 07:12	02/26/16 18:09	1

Method: 6010B - Metals (ICP)

Analyte	Result	Qualifier	RL	MDL	Unit	D	Prepared	Analyzed	Dil Fac
Antimony	<5.7		5.7	1.2	mg/Kg	☼	02/21/16 17:45	02/25/16 11:00	5
Arsenic	3.8		2.9	1.3	mg/Kg	☼	02/21/16 17:45	02/25/16 11:00	5
Barium	60		2.9	0.52	mg/Kg	☼	02/21/16 17:45	02/25/16 11:00	5
Beryllium	0.39	J	1.1	0.25	mg/Kg	☼	02/21/16 17:45	02/25/16 11:00	5
Boron	8.8		2.9	0.40	mg/Kg	☼	02/21/16 17:45	02/25/16 10:52	1
Cadmium	0.33	J	0.57	0.17	mg/Kg	☼	02/21/16 17:45	02/25/16 11:00	5
Calcium	130000		57	18	mg/Kg	☼	02/21/16 17:45	02/25/16 11:00	5
Chromium	9.4	B	2.9	0.49	mg/Kg	☼	02/21/16 17:45	02/25/16 11:00	5
Cobalt	4.0		1.4	0.32	mg/Kg	☼	02/21/16 17:45	02/25/16 11:00	5
Copper	13		2.9	0.62	mg/Kg	☼	02/21/16 17:45	02/25/16 11:00	5
Iron	8500		57	22	mg/Kg	☼	02/21/16 17:45	02/25/16 11:00	5
Lead	47		1.4	0.71	mg/Kg	☼	02/21/16 17:45	02/25/16 11:00	5
Magnesium	74000		29	12	mg/Kg	☼	02/21/16 17:45	02/25/16 11:00	5
Manganese	540		2.9	0.57	mg/Kg	☼	02/21/16 17:45	02/25/16 11:00	5
Nickel	7.8		2.9	0.78	mg/Kg	☼	02/21/16 17:45	02/25/16 11:00	5
Potassium	900		29	4.7	mg/Kg	☼	02/21/16 17:45	02/25/16 10:52	1
Selenium	<2.9		2.9	1.4	mg/Kg	☼	02/21/16 17:45	02/25/16 11:00	5
Silver	<1.4		1.4	0.33	mg/Kg	☼	02/21/16 17:45	02/25/16 11:00	5
Sodium	1500		57	7.6	mg/Kg	☼	02/21/16 17:45	02/25/16 10:52	1
Thallium	<0.57		0.57	0.28	mg/Kg	☼	02/21/16 17:45	02/25/16 14:29	1
Vanadium	11		0.29	0.084	mg/Kg	☼	02/21/16 17:45	02/25/16 14:29	1
Zinc	43		5.7	1.8	mg/Kg	☼	02/21/16 17:45	02/25/16 11:00	5

Method: 6010B - Metals (ICP) - TCLP

Analyte	Result	Qualifier	RL	MDL	Unit	D	Prepared	Analyzed	Dil Fac
Barium	0.51		0.50	0.050	mg/L		02/22/16 09:43	02/23/16 04:20	1
Beryllium	<0.0040		0.0040	0.0040	mg/L		02/22/16 09:43	02/23/16 04:20	1
Boron	0.067	J	0.50	0.050	mg/L		02/22/16 09:43	02/23/16 04:20	1

TestAmerica Chicago

Client Sample Results

Client: Ecology and Environment, Inc.
Project/Site: IDOT - IL 38 - WO 008

TestAmerica Job ID: 500-107595-3

Client Sample ID: 3011-40-B02 (0-1)

Lab Sample ID: 500-107595-15

Date Collected: 02/15/16 13:15

Matrix: Solid

Date Received: 02/16/16 08:00

Percent Solids: 86.8

Method: 6010B - Metals (ICP) - TCLP (Continued)

Analyte	Result	Qualifier	RL	MDL	Unit	D	Prepared	Analyzed	Dil Fac
Cadmium	<0.0050		0.0050	0.0020	mg/L		02/22/16 09:43	02/23/16 04:20	1
Chromium	<0.025		0.025	0.010	mg/L		02/22/16 09:43	02/23/16 04:20	1
Cobalt	0.020	J	0.025	0.010	mg/L		02/22/16 09:43	02/23/16 04:20	1
Iron	<0.40		0.40	0.20	mg/L		02/22/16 09:43	02/23/16 04:20	1
Lead	<0.0075		0.0075	0.0075	mg/L		02/22/16 09:43	02/23/16 04:20	1
Manganese	5.1		0.025	0.010	mg/L		02/22/16 09:43	02/23/16 04:20	1
Nickel	0.015	J	0.025	0.010	mg/L		02/22/16 09:43	02/23/16 04:20	1
Selenium	<0.050		0.050	0.020	mg/L		02/22/16 09:43	02/23/16 04:20	1
Silver	<0.025		0.025	0.010	mg/L		02/22/16 09:43	02/23/16 04:20	1
Zinc	0.082	J	0.50	0.020	mg/L		02/22/16 09:43	02/23/16 04:20	1

Method: 6010B - Metals (ICP) - SPLP East

Analyte	Result	Qualifier	RL	MDL	Unit	D	Prepared	Analyzed	Dil Fac
Manganese	0.22		0.025	0.010	mg/L		02/22/16 09:48	02/24/16 01:46	1

Method: 6020A - Metals (ICP/MS) - TCLP

Analyte	Result	Qualifier	RL	MDL	Unit	D	Prepared	Analyzed	Dil Fac
Antimony	<0.0060		0.0060	0.0060	mg/L		02/22/16 09:43	02/23/16 14:14	1
Thallium	<0.0020		0.0020	0.0020	mg/L		02/22/16 09:43	02/23/16 14:14	1

Method: 7470A - TCLP Mercury - TCLP

Analyte	Result	Qualifier	RL	MDL	Unit	D	Prepared	Analyzed	Dil Fac
Mercury	<0.00020		0.00020	0.00020	mg/L		02/22/16 15:15	02/23/16 12:36	1

Method: 7471B - Mercury (CVAA)

Analyte	Result	Qualifier	RL	MDL	Unit	D	Prepared	Analyzed	Dil Fac
Mercury	0.016	J	0.017	0.0087	mg/Kg	☼	02/19/16 16:00	02/22/16 13:43	1

General Chemistry

Analyte	Result	Qualifier	RL	MDL	Unit	D	Prepared	Analyzed	Dil Fac
pH	8.65		0.200	0.200	SU			02/18/16 20:28	1

Definitions/Glossary

Client: Ecology and Environment, Inc.
Project/Site: IDOT - IL 38 - WO 008

TestAmerica Job ID: 500-107595-3

Qualifiers

GC/MS VOA

Qualifier	Qualifier Description
*	LCS or LCSD is outside acceptance limits.

GC/MS Semi VOA

Qualifier	Qualifier Description
J	Result is less than the RL but greater than or equal to the MDL and the concentration is an approximate value.
X	Surrogate is outside control limits

Metals

Qualifier	Qualifier Description
J	Result is less than the RL but greater than or equal to the MDL and the concentration is an approximate value.
B	Compound was found in the blank and sample.

Glossary

Abbreviation	These commonly used abbreviations may or may not be present in this report.
α	Listed under the "D" column to designate that the result is reported on a dry weight basis
%R	Percent Recovery
CFL	Contains Free Liquid
CNF	Contains no Free Liquid
DER	Duplicate error ratio (normalized absolute difference)
Dil Fac	Dilution Factor
DL, RA, RE, IN	Indicates a Dilution, Re-analysis, Re-extraction, or additional Initial metals/anion analysis of the sample
DLC	Decision level concentration
MDA	Minimum detectable activity
EDL	Estimated Detection Limit
MDC	Minimum detectable concentration
MDL	Method Detection Limit
ML	Minimum Level (Dioxin)
NC	Not Calculated
ND	Not detected at the reporting limit (or MDL or EDL if shown)
PQL	Practical Quantitation Limit
QC	Quality Control
RER	Relative error ratio
RL	Reporting Limit or Requested Limit (Radiochemistry)
RPD	Relative Percent Difference, a measure of the relative difference between two points
TEF	Toxicity Equivalent Factor (Dioxin)
TEQ	Toxicity Equivalent Quotient (Dioxin)

Certification Summary

Client: Ecology and Environment, Inc.
Project/Site: IDOT - IL 38 - WO 008

TestAmerica Job ID: 500-107595-3


Laboratory: TestAmerica Chicago

Unless otherwise noted, all analytes for this laboratory were covered under each certification below.

Authority	Program	EPA Region	Certification ID	Expiration Date
Illinois	NELAP	5	100201	04-30-16

The following analytes are included in this report, but certification is not offered by the governing authority:

Analysis Method	Prep Method	Matrix	Analyte
6020A	3010A	Solid	Antimony
6020A	3010A	Solid	Thallium
8260B	5035	Solid	1,3-Dichloropropene, Total
Moisture		Solid	Percent Moisture
Moisture		Solid	Percent Solids



Login Sample Receipt Checklist

Client: Ecology and Environment, Inc.

Job Number: 500-107595-3

Login Number: 107595

List Source: TestAmerica Chicago

List Number: 1

Creator: Scott, Sherri L

Question	Answer	Comment
Radioactivity wasn't checked or is \leq background as measured by a survey meter.	True	
The cooler's custody seal, if present, is intact.	True	
Sample custody seals, if present, are intact.	True	
The cooler or samples do not appear to have been compromised or tampered with.	True	
Samples were received on ice.	True	
Cooler Temperature is acceptable.	True	
Cooler Temperature is recorded.	True	2.9,2.7,3.0,2.4,3.2
COC is present.	True	
COC is filled out in ink and legible.	True	
COC is filled out with all pertinent information.	True	
Is the Field Sampler's name present on COC?	True	
There are no discrepancies between the containers received and the COC.	True	
Samples are received within Holding Time (excluding tests with immediate HTs)	True	
Sample containers have legible labels.	True	
Containers are not broken or leaking.	True	
Sample collection date/times are provided.	True	
Appropriate sample containers are used.	True	
Sample bottles are completely filled.	True	
Sample Preservation Verified.	True	
There is sufficient vol. for all requested analyses, incl. any requested MS/MSDs	True	
Containers requiring zero headspace have no headspace or bubble is <math><6\text{mm}</math> (1/4").	N/A	
Multiphasic samples are not present.	True	
Samples do not require splitting or compositing.	True	
Residual Chlorine Checked.	N/A	

