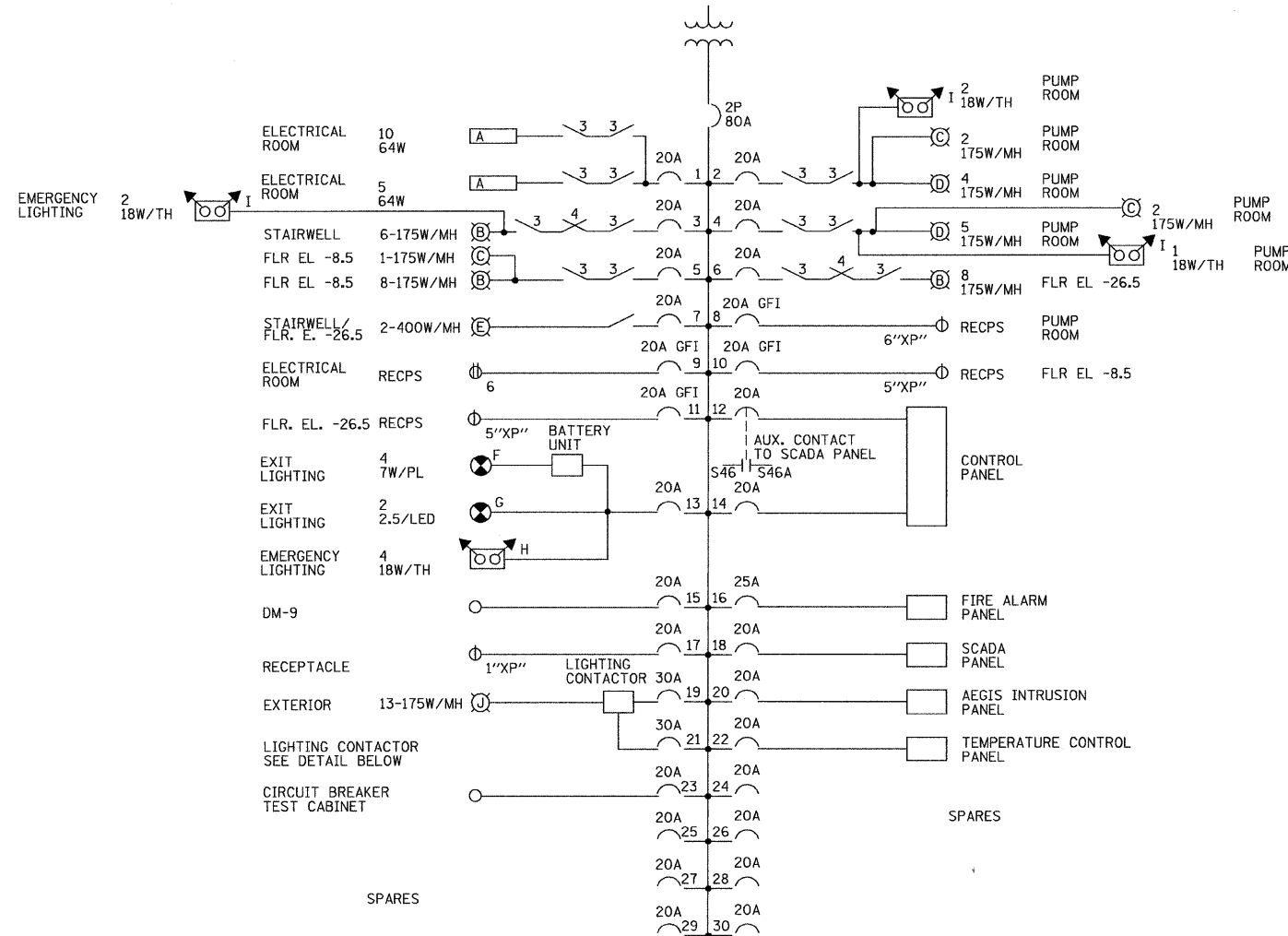


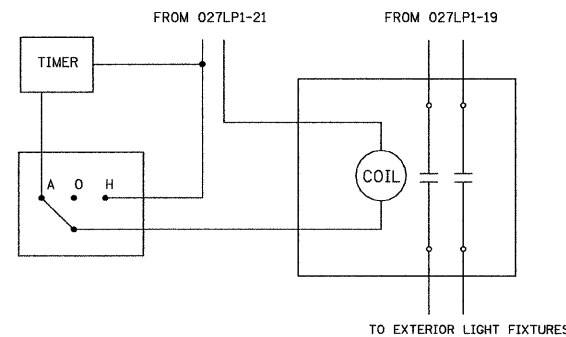
**GENERAL NOTES:**

- ALL ELECTRICAL INSTALLATION IN THE PUMP STATION INCLUDING SUPERSTRUCTURE, TRASH CHAMBER, LOWER LEVELS AND STAIRWAYS, SHALL MEET THE REQUIREMENTS OF NEC HAZARDOUS LOCATION CLASS 1, DIVISION 1, GROUP D; THOSE IN THE ELECTRICAL CONTROL ROOM SHALL BE NON-HAZARDOUS.
- ALL CONDUIT AND PIPE PENETRATIONS, THROUGH WALL AND/OR FLOOR SLAB, BETWEEN HAZARDOUS AND/OR NON-HAZARDOUS AREAS SHALL BE GROUTED GAS TIGHT.
- ALL FLOOR & WALL PENETRATIONS SHALL BE CORE DRILLED & SEALED WITH NON-SHRINK GROUT.
- CONTRACTOR IS RESPONSIBLE FOR COORDINATING CONDUIT LOCATIONS WITH OTHER DISCIPLINES.
- CONTRACTOR IS RESPONSIBLE FOR VERIFYING CONDUIT AND CONDUCTOR SIZES AND QUANTITY PRIOR TO INSTALLATION.



**LIGHTING PANEL 27 (LP-27)**

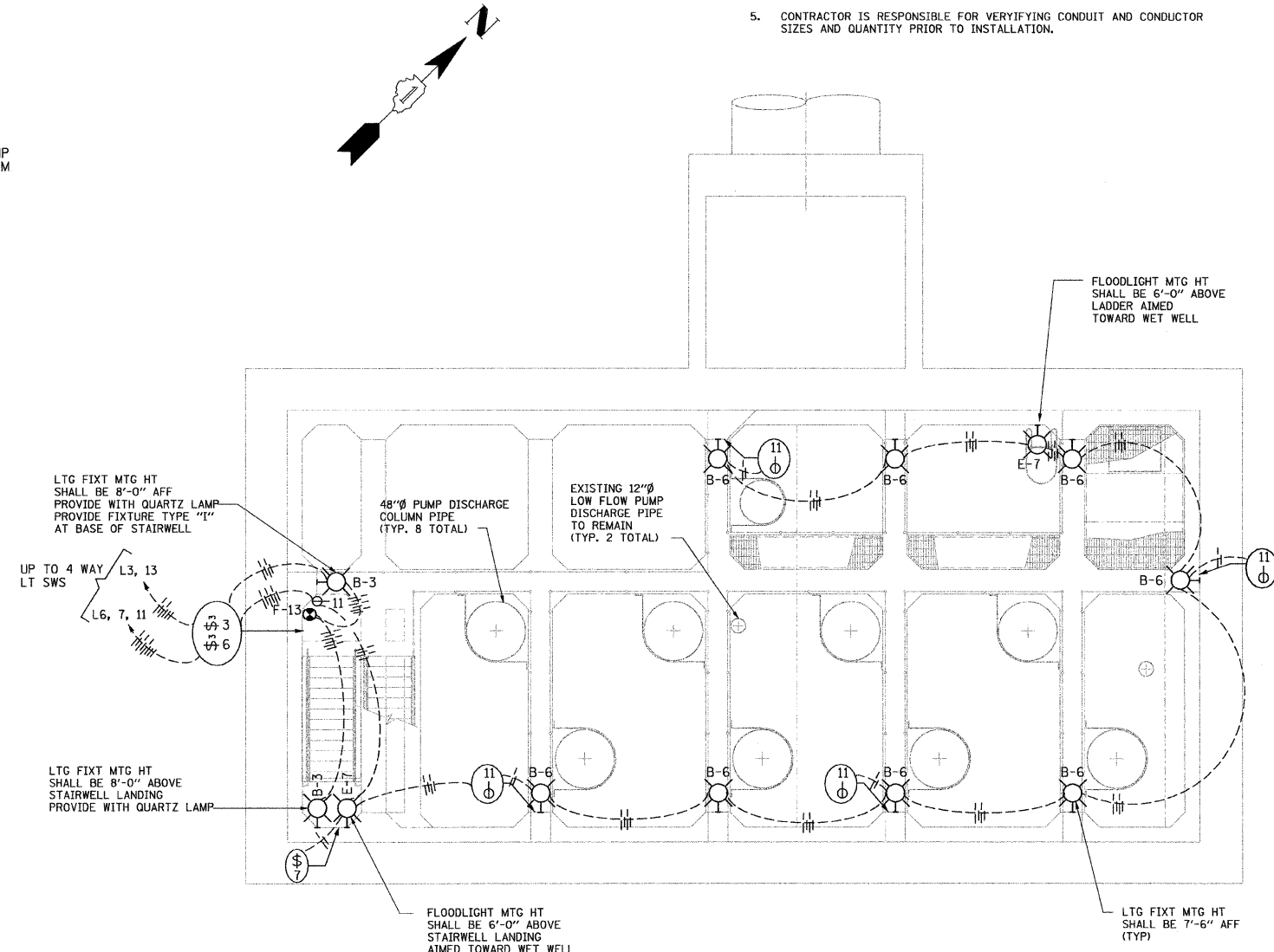
120/240V, 1Ø, 3W, 80A MB, S/N  
ALL BRKR'S 1P, UNLESS OTHERWISE NOTED



NOTE: NEMA 1 CONTACTOR WITH H-O-A SWITCH ON OUTER ENCLOSURE

**LIGHTING CONTACTOR AND  
TIMER WIRING DIAGRAM**

NOT TO SCALE



**PLAN @ EL. -26.5'**

SCALE: 0 4 8 12

REVISIONS	
NAME	DATE

ILLINOIS DEPARTMENT OF TRANSPORTATION

**PUMP STATION NO. 27  
REHABILITATION**

**LIGHTING PLANS SH. 2**

SCALE: AS SHOWN  
DATE: 04-23-10

DRAWN BY: MS  
CHECKED BY: MS