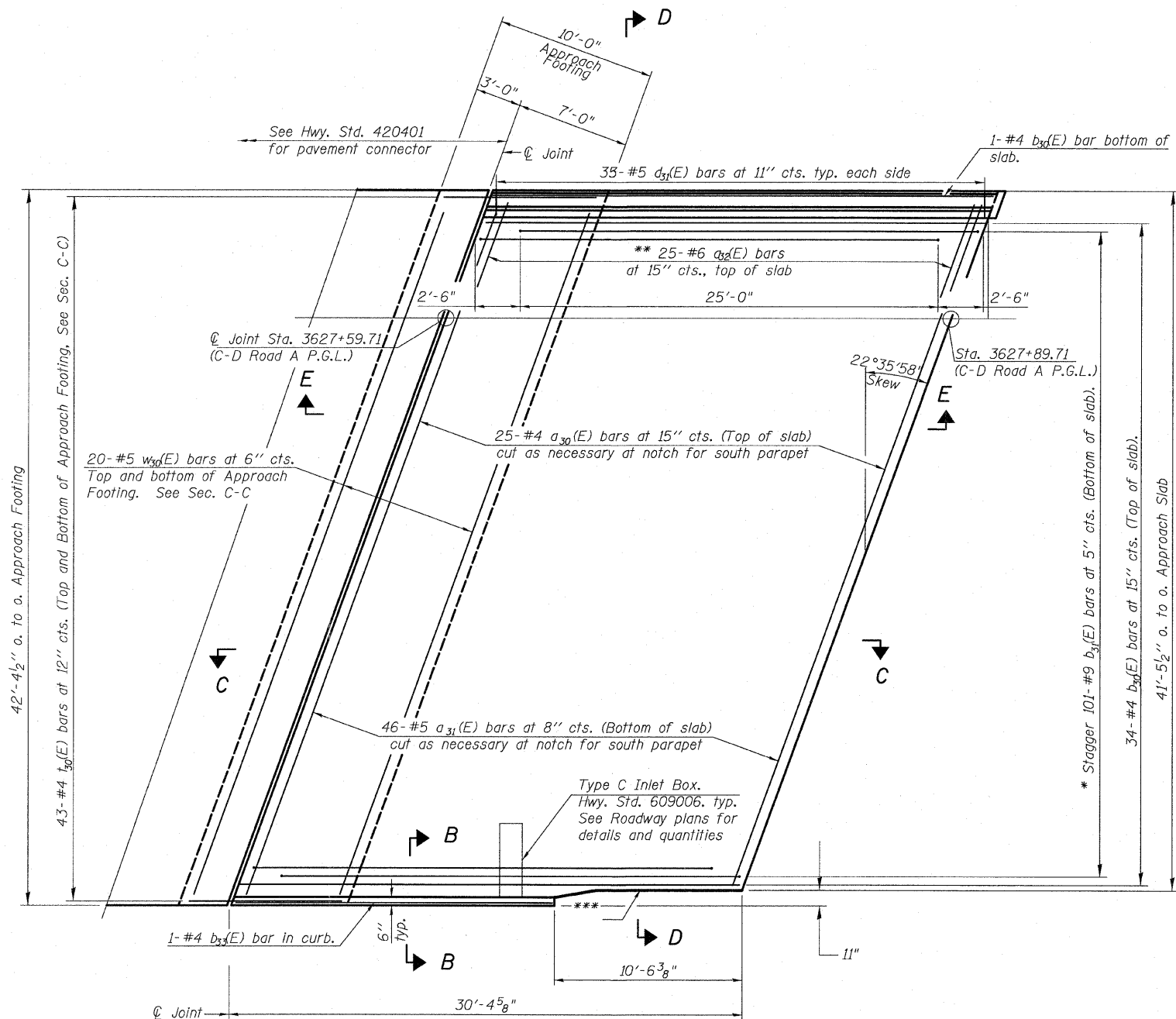


STATE OF ILLINOIS
DEPARTMENT OF TRANSPORTATION

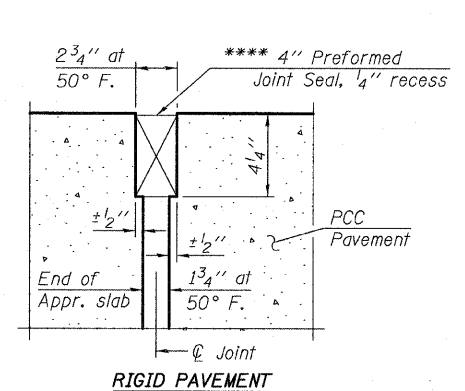
Notes:
See sheet 24 of 68 for Sections C-C & D-D and View E-E.
 $a_{30}(E)$ and $a_{31}(E)$ bar spacings measured along C.Rdwy.
Order $a_{30}(E)$, $a_{31}(E)$, $b_{30}(E)$ and $b_{31}(E)$ bars full length. Cut in field to fit Type C Inlet Box, Hwy. Standard 609006.



PLAN

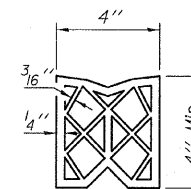
- * Tilt #9 $b_{31}(E)$ bars as required to maintain clearance.
- ** Space between $a_{30}(E)$ bars.
- *** Closed cell joint filler according to Article 1051.08 of the Std. Specifications: full depth of slab, full length of parapet.

**** Cost Included with Concrete Superstructure.



RIGID PAVEMENT

DETAIL A



PREFORMED JOINT SEAL

WEST APPROACH SLAB C-D ROAD A -1
STRUCTURE NO. 016-1251

TYLIN INTERNATIONAL

DESIGNED - JMA	REVISIONS	
	NAME	DATE
CHECKED - SP,		
DRAWN - JMA		
CHECKED - SP,PDF		
DATE - 03/18/10		

SHEET NO. 23	F.A.I. RTE.	SECTION	COUNTY	TOTAL SHEETS	SHEET NO.
	57	1414.2B	COOK	516	268
68 SHEETS	CONTRACT NO. 60J27				
FED. ROAD DIST. NO. 1 ILLINOIS FED. AID PROJECT					