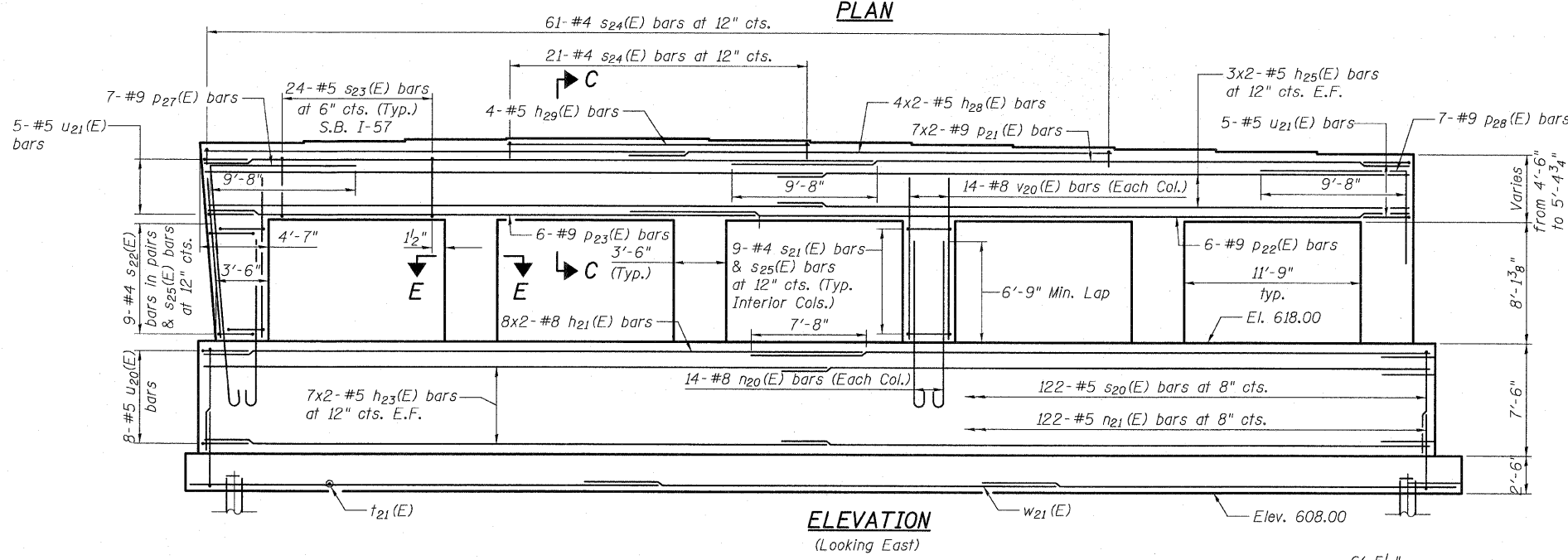
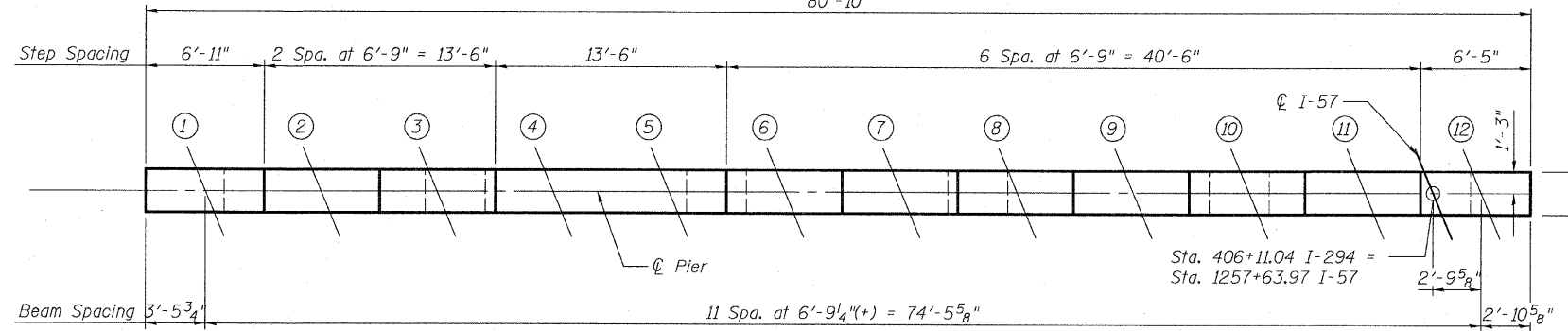
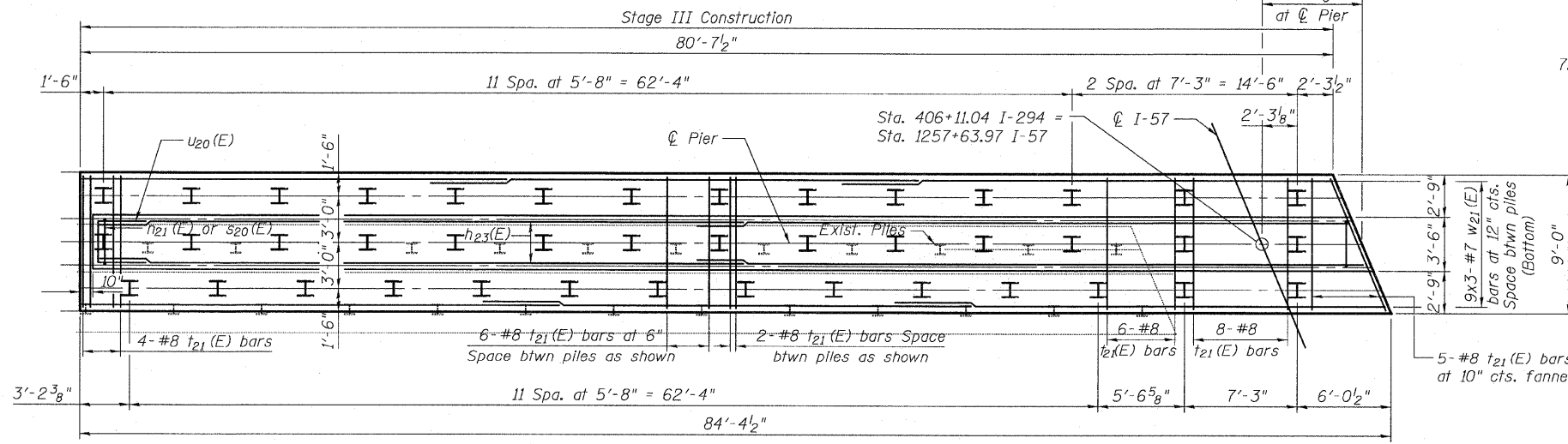


STATE OF ILLINOIS  
DEPARTMENT OF TRANSPORTATION  
80'-10"



- NOTES:**
- Contractor may adjust pile spacing to miss existing piles subject to approval by the Engineer.
  - Existing Steel piles shall be cut-off 1 foot below bottom of proposed Footing. Cost included with "Removal of Existing Structures."
  - Space reinforcement in cap to miss anchor bolts.
  - Pour steps monolithically with cap.
  - For details of piles see Sheet 55 of 68.
  - For sections, end view, anchor bolt layout, reinforcing details and Bill of Material see Sheet 54 of 68.
  - Bars indicated thus 20x3-#5 etc. indicates 20 lines of bars with 3 lengths per line.



**MINIMUM BAR LAPS**

Bar	Lap
#5	3'-3"
#7	5'-2"
#8	6'-9"
#8	*7'-8"
#9	8'-7"
#9	*9'-8"

\*Top bar lap

**SEAT ELEVATIONS**

Beam No.	1	2	3	4	5	6	7	8	9	10	11	12
Elevation	631.18	631.30	631.42	631.51	631.51	631.41	631.29	631.16	631.02	630.89	630.75	630.61
Step Height	1 1/2"	1 1/2"	1 1/8"	0"	1 1/4"	1 1/2"	1 1/2"	1 5/8"	1 1/2"	1 5/8"	1 5/8"	1 5/8"

**PIER 1 PLAN AND ELEVATION - 2**  
**STRUCTURE NO. 016-1251**

<b>TYLIN INTERNATIONAL</b>	DESIGNED - PK	REVISIONS		SHEET NO. 51	F.A.I RTE. 57	SECTION 1414.2B	COUNTY COOK	TOTAL SHEETS 516	SHEET NO. 296
	CHECKED - SP.	NAME	DATE						
	DRAWN - PK								
	CHECKED - SP,PDF								
	DATE - 03/18/10								
				68 SHEETS	CONTRACT NO. 60J27				
				FED. ROAD DIST. NO. 1 ILLINOIS FED. AID PROJECT					

P:\602540\57-294\STRUCTURAL\I-57\_OVER\_1294\0161251-60J27-051-PIER1-EL2.dwg 3/17/2010