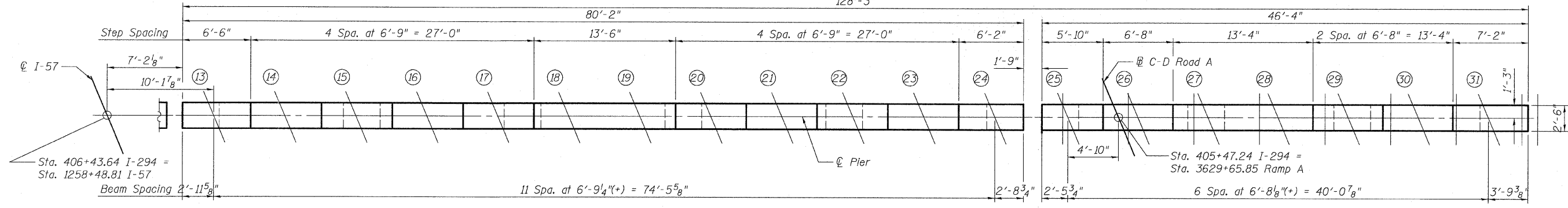
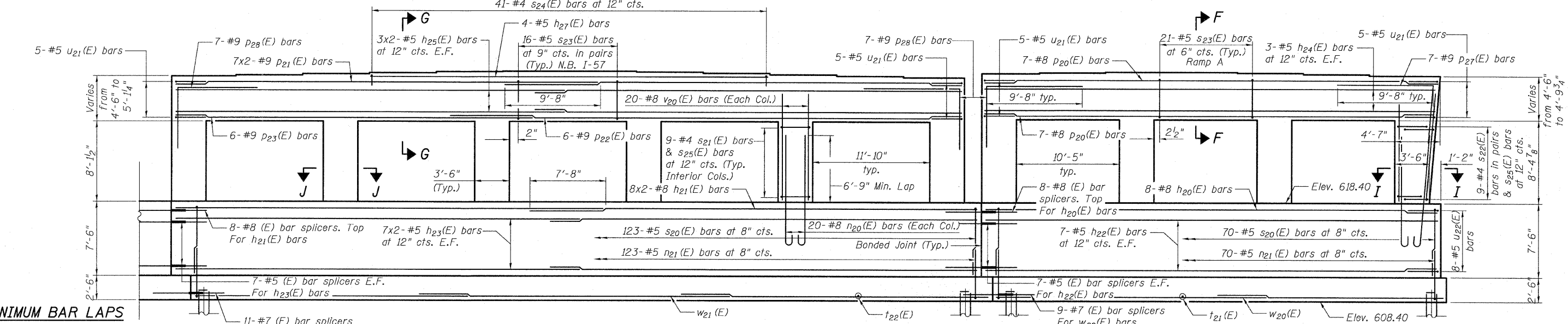


STATE OF ILLINOIS
DEPARTMENT OF TRANSPORTATION
128'-3"



PLAN

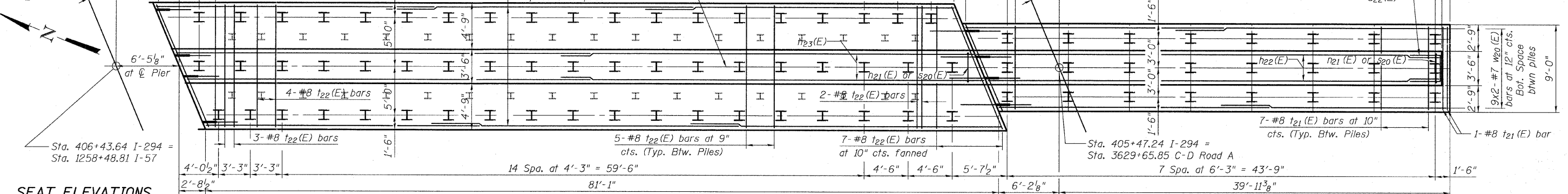


ELEVATION
(Looking East)

MINIMUM BAR LAPS

Bar	Lap
#5	3'-3"
#7	5'-2"
#8	6'-9"
#8	*7'-8"
#9	8'-7"
#9	*9'-8"

*Top bar lap 22°35'58"



FOOTING PLAN

NOTES:

1. See Sheet 53 of 68 for Notes.
2. For Sections and Bill of Material see Sheet 54 of 68.

SEAT ELEVATIONS

Beam No.	13	14	15	16	17	18	19	20	21	22	23	24	25	26	27	28	29	30	31
Elevation	631.03	631.16	631.29	631.42	631.54	631.63	631.63	631.54	631.42	631.29	631.16	631.03	631.44	631.53	631.62	631.62	631.55	631.44	631.31
Step Height	1 1/2"	1 1/2"	1 1/2"	1 1/2"	1 1/8"	0"	1 1/8"	1 1/2"	1 1/2"	1 1/2"	1 1/2"	1 1/2"	1 1/8"	1 1/8"	0"	1 1/8"	1 3/8"	1 1/2"	1 1/2"

PIER 2 PLAN AND ELEVATION - 1
STRUCTURE NO. 016-1251

TYLIN INTERNATIONAL

DESIGNED	PK	REVISIONS
CHECKED	SP,	NAME
DRAWN	PK	DATE
CHECKED	SP,PDF	
DATE	03/18/10	

SHEET NO. 52	F.A.I. RTE. 57	SECTION 1414.2B	COUNTY COOK	TOTAL SHEETS 516	SHEET NO. 297
68 SHEETS	CONTRACT NO. 60J27		FED. ROAD DIST. NO. 1 ILLINOIS FED. AID PROJECT		

P:\602540\67-294\STRUCTURAL\1-57 OVER 1294\0161251-60J27-052-PIER2.ELL.dgn

3/17/2010