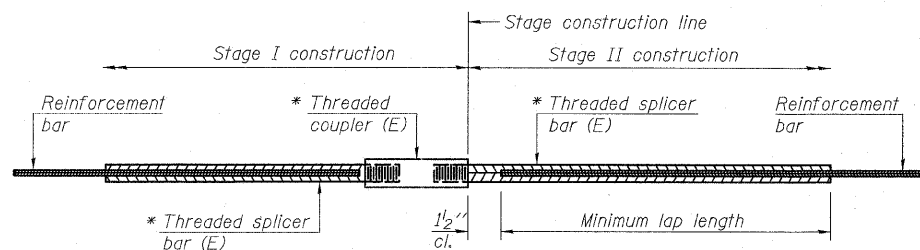


STATE OF ILLINOIS
DEPARTMENT OF TRANSPORTATION



STANDARD BAR SPLICER ASSEMBLY

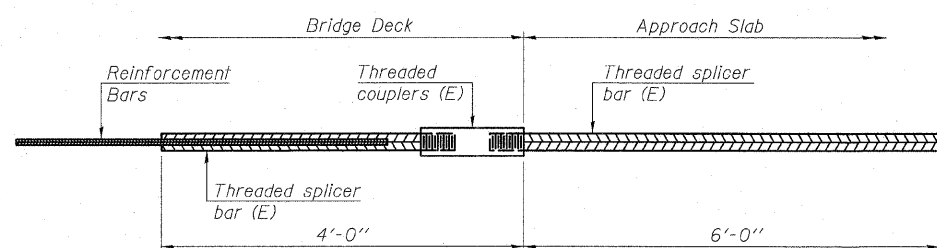
Bar size to be spliced	Minimum Lap Lengths			
	Table 1	Table 2	Table 3	Table 4
3, 4	1'-5"	1'-11"	2'-1"	2'-4"
5	1'-9"	2'-5"	2'-7"	2'-11"
6	2'-1"	2'-11"	3'-1"	3'-6"
7	2'-9"	3'-10"	4'-2"	4'-8"
8	3'-8"	5'-1"	5'-5"	6'-2"
9	4'-7"	6'-5"	6'-10"	7'-9"

Table 1: Black bar, 0.8 Class C
Table 2: Black bar, Top bar lap, 0.8 Class C
Table 3: Epoxy bar, 0.8 Class C
Table 4: Epoxy bar, Top bar lap, 0.8 Class C

Threaded splicer bar length = min. lap length + 1/2" + thread length

* Epoxy not required on Bar Splicer Assembly components used in conjunction with black bars.

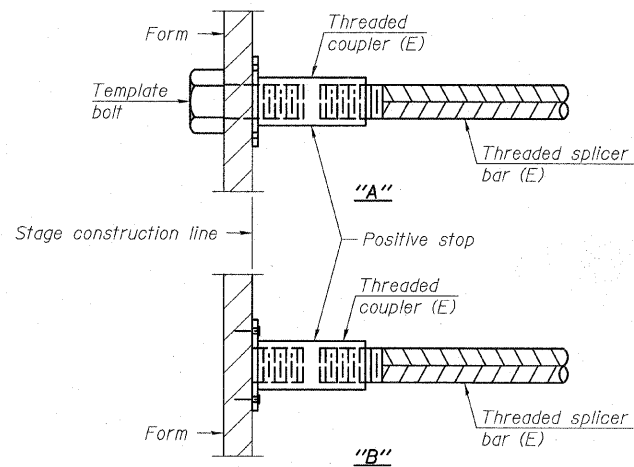
Location	Bar size	No. assemblies required	Table for minimum lap length
Pier 1	#8	16	4
Pier 1	#5	28	3
Pier 1	#7	18	3
Pier 2	#8	16	4
Pier 2	#5	28	3
Pier 2	#7	20	3



BAR SPLICER ASSEMBLY FOR #5 BAR ON INTEGRAL OR SEMI-INTEGRAL ABUTMENTS

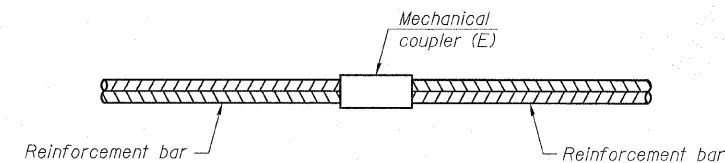
No. required =

BSD-1 11-1-09



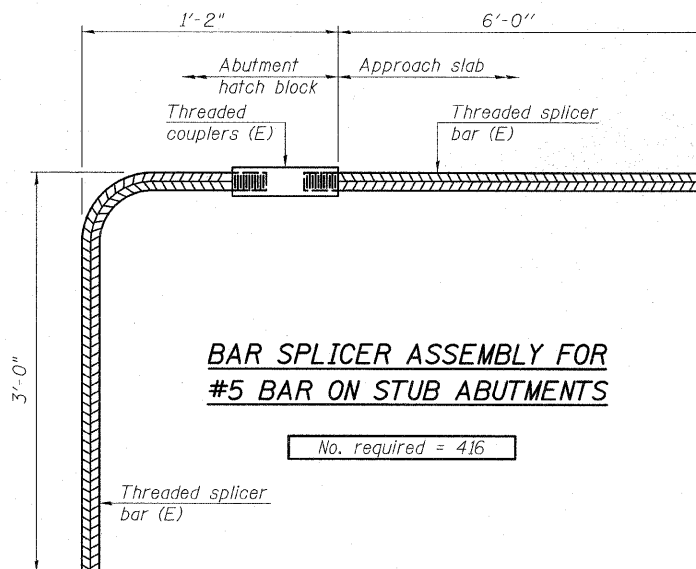
INSTALLATION AND SETTING METHODS

"A" : Set bar splicer assembly by means of a template bolt.
"B" : Set bar splicer assembly by nailing to wood forms or cementing to steel forms.
(E) : Indicates epoxy coating.



STANDARD MECHANICAL SPLICER

Location	Bar size	No. assemblies required



BAR SPLICER ASSEMBLY FOR #5 BAR ON STUB ABUTMENTS

No. required = 416

NOTES

Splicer bars shall be deformed with threaded ends and have a minimum 60 ksi yield strength.
All reinforcement shall be lapped and tied to the splicer bars.
Bar splicer assemblies shall be epoxy coated according to the requirements for reinforcement bars. See Section 508 of the Standard Specifications.
See special provision for Mechanical Splicers.
See approved list of bar splicer assemblies and mechanical splicers for alternatives.

**BAR SPLICER ASSEMBLY AND MECHANICAL SPLICER DETAILS
STRUCTURE NO. 016-1251**

TYLIN INTERNATIONAL	DESIGNED - SP	REVISIONS		SHEET NO. 56	F.A.I. RTE. 57	SECTION 1414.2B	COUNTY COOK	TOTAL SHEETS 516	SHEET NO. 301
	CHECKED - SP,	NAME	DATE						
	DRAWN - SP								
	CHECKED - SP,PDF								
	DATE - 03/18/10								
68 SHEETS	CONTRACT NO. 60J27			FED. ROAD DIST. NO. 1 ILLINOIS FED. AID PROJECT					

P:\60554\57-29\STRUCTURAL\1-57_OVER_1294_0161251-60J27-056-BAR_SPLICER.dgn 3/17/2010 7:06:01 PM