| ROUTE | SECTION | COUNTY | TOTAL SHEETS | SHEET NUMBER |
|---|---|---|---|---|
| FAP 338 & 349 | 2010-022 BP | DUPAGE & KENDALL | 25 | 22 |

CONTRACT NO. 60K49

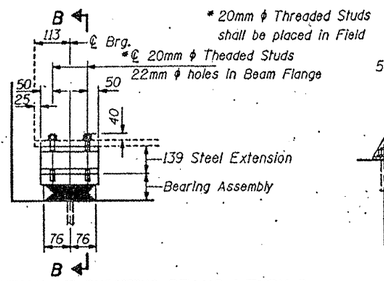


ELEVATION AT EXISTING BEAMS 1 THRU 8
EAST ABUTMENT

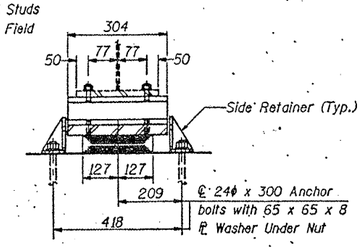


SECTION B-B

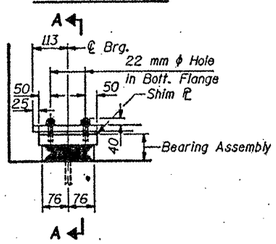


ELEVATION AT PROPOSED BEAMS 9, 10 & 11
EAST ABUTMENT

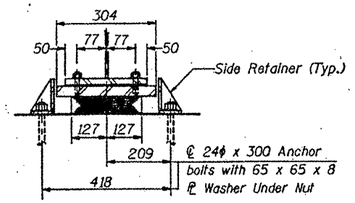


SECTION A-A

Notes:
See Sheet 19 of 22 for Anchor Bolt Installation.
All dimensions are in millimeters (mm) except as noted.
See Sheet 12 of 22 for Side Retainers

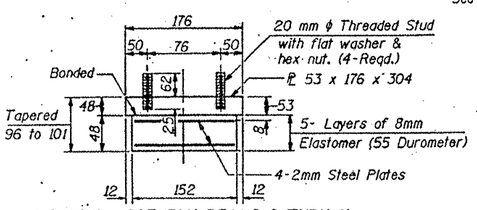


BEARING ASSEMBLY BEAMS 9 THRU 11

Note: Shim plates shall not be placed under Bearing Assembly.

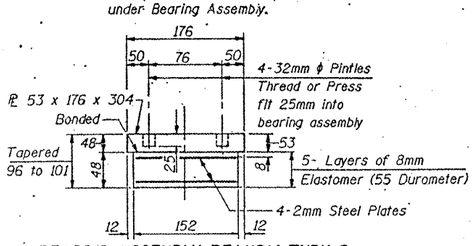


BEARING ASSEMBLY BEAMS 1 THRU 8

Note: Shim plates shall not be placed under Bearing Assembly.

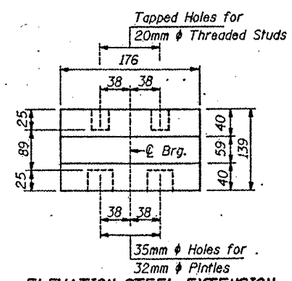


ELEVATION STEEL EXTENSION

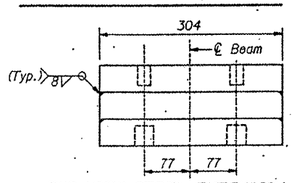


END VIEW STEEL EXTENSION

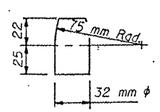


DETAIL OF PINTLE

NOTES

Diaphragm removal and replacement may be required to facilitate drilling holes. Cost is included with "Furnishing and Erecting Structural Steel".

Prior to ordering any material, the Contractor shall verify all bearing height and shim thickness dimensions.

TYPE I ELASTOMERIC EXP. BRG.

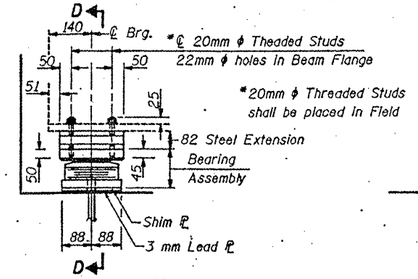


ELEVATION AT EXISTING BEAMS, 1 THRU 8
WEST ABUTMENT

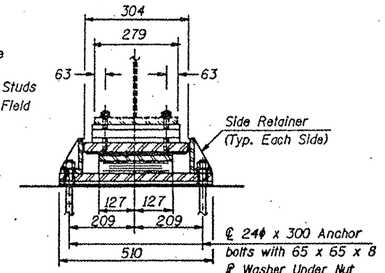


SECTION D-D

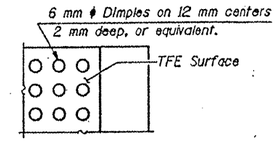


PLAN-TFE SURFACE

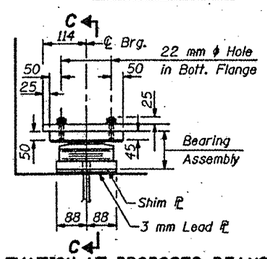


ELEVATION AT PROPOSED BEAMS 9, 10 & 11
WEST ABUTMENT

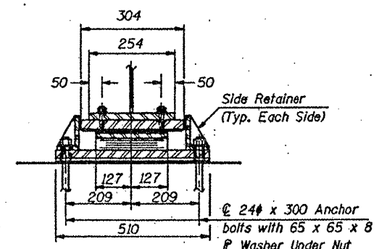


SECTION C-C

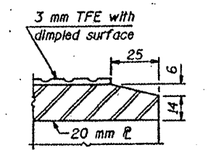


SECTION THRU TFE

Notes:
See Sheet 19 of 22 for Anchor Bolt Installation.
All dimensions are in millimeters (mm) except as noted.
See Sheet 12 of 22 for Side Retainers

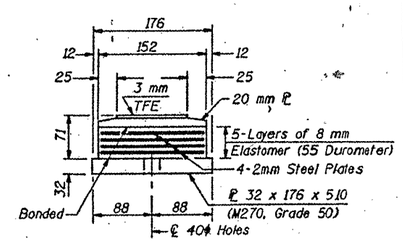


BOTTOM BEARING ASSEMBLY

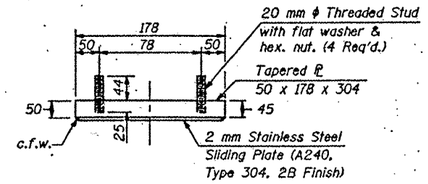


TOP BEARING ASSEMBLY BEAMS 9 THRU 11

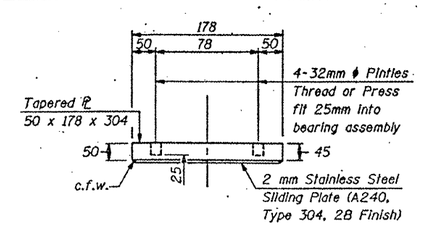


TOP BEARING ASSEMBLY BEAMS 1 THRU 8

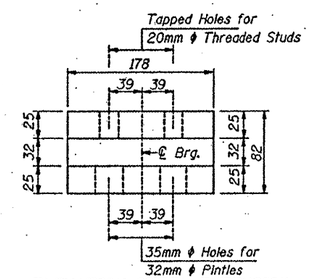


ELEVATION STEEL EXTENSION

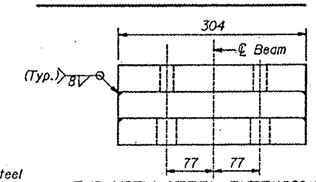


END VIEW STEEL EXTENSION

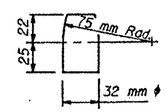


DETAIL OF PINTLE

Note: The 3 mm TFE sheet shall be bonded directly to the top steel plate with a two-component, medium viscosity epoxy resin, conforming to the requirements of the Federal Specification MMM-A-134, Type I. The bond agent shall be applied on the full area of the contact surfaces.

Bonding of 3 mm TFE sheet during vulcanizing process will be permitted provided the process and method of adjusting assembly height is approved by the Engineer.

TYPE II TFE ELASTOMERIC EXPANSION BEARING

FOR INFORMATION ONLY

ILLINOIS DEPARTMENT OF TRANSPORTATION

EXISTING BRIDGE PLAN
LOCATION 4: SN 047-0030