DETAILS FOR CURB & GUTTER REPLACEMENT AT INLET

CONCRETE CURB AND GUTTER SHALL BE CONSTRUCTED IN ACCORDANCE WITH SECTION 606 OF THE STANDARD SPECIFICATIONS, SUPPLEMENTAL SPECIFICATIONS, STANDARD 606001 AND THIS DRAWING.

CLASS SI CONCRETE SHALL BE USED THROUGHOUT. A HOLE 40 (1 1/2) IN DIAMETER AND 225 (9) DEEP SHALL BE DRILLED IN THE EXISTING CONCRETE CURB AS SHOWN. A 32x450 (1 1/4 X 18) SMOOTH DOWEL BAR SHALL BE GROUTED IN THE HOLE LONGITUDINALLY.

JOINTS OF A TYPE SIMILAR TO THAT IN THE UNDERLYING PAVEMENT (EXPANSION OR CONTRACTION) SHALL BE INSTALLED IN THE CONCRETE CURB IN ALIGNMENT WITH THE JOINTS IN THE PAVEMENT.

INLETS ARE NOT TO BE INCLUDED IN THE MEASUREMENT FOR CURB AND GUTTER REPLACEMENT.

THE PROPOSED CONFIGURATION OF THE CURB AND GUTTER SHALL MATCH THAT REMOVED.

THE CONCRETE REQUIRED BETWEEN THE EDGE OF PAVEMENT AND FRAME AND GRATE SHALL BE CONSIDERED INCIDENTAL TO THE CURB AND GUTTER.

THE LOCATION OF THE DOWEL BAR SHALL BE DETERMINED BY THE ENGINEER.

THE COST OF ALL MATERIALS AND LABOR REQUIRED TO INSTALL THE JOINTS AND BARS IN THE CURBS SHALL BE INCLUDED IN THE CONTRACT UNIT PRICE PER METER (FOOT) FOR COMBINATION CURB AND GUTTER.

ALL EXISTING TIE BARS IN EDGE OF PAVEMENT SLAB THRU REPLACEMENT AREA SHALL BE CUT OFF.

REVISED - 5-4-94

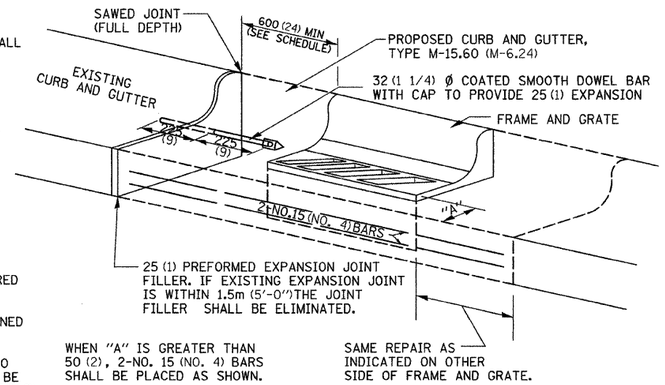

ALL DIMENSIONS ARE IN MILLIMETERS (INCHES) UNLESS OTHERWISE NOTED.

DETAILS FOR CURB & GUTTER REPLACEMENT AT INLET 17.4

TYPICAL BENCHING ON EXISTING EMBANKMENT

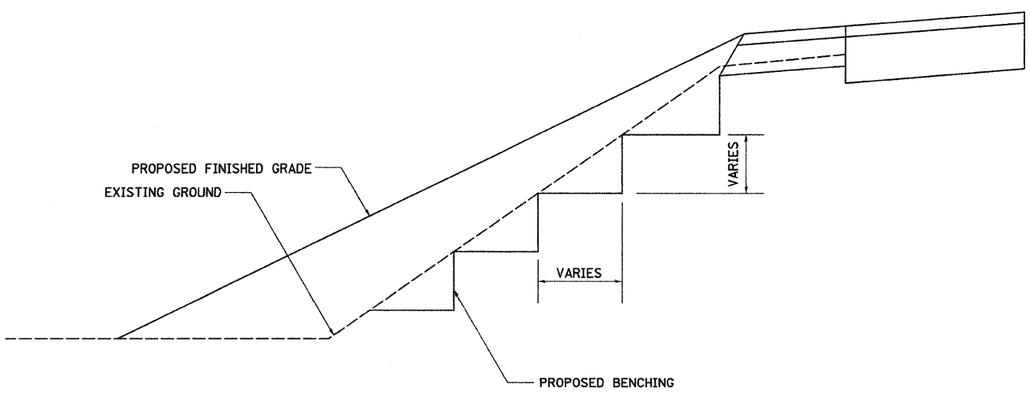

REVISED - 2-22-06

TYPICAL BENCHING ON EXISTING EMBANKMENT 50.4

EROSION CONTROL DETAILS FOR SILT FENCE

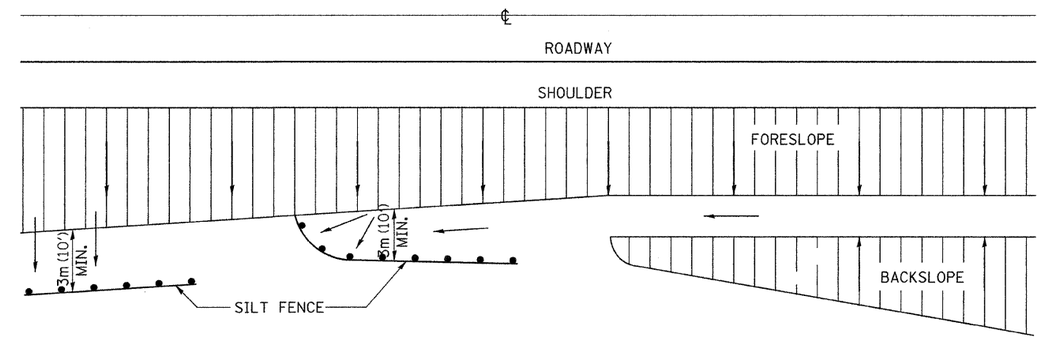

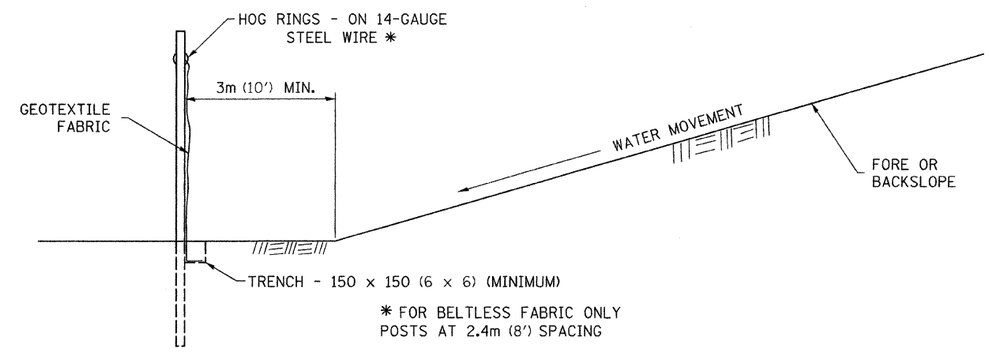

DETAILS OF SILT FENCE

ALL DIMENSIONS ARE IN MILLIMETERS (INCHES) UNLESS OTHERWISE NOTED.

REVISED - 10-22-01

EROSION CONTROL DETAILS FOR SILT FENCE 29.2

REVISED -	REGION 2 / DISTRICT 2 STANDARD	F.A.P RTE.	SECTION	COUNTY	TOTAL SHEETS	SHEET NO.
REVISED -		595	(18Z)M-2	ROCK ISLAND	41	15
REVISED -				CONTRACT NO. 64E75		
REVISED -	SCALE: 50.0000 ' / IN. SHEET NO. 2 OF 5 SHEETS STA. TO STA.	FED. ROAD DIST. NO.	ILLINOIS	FED. AID PROJECT		

PLOT DATE = 3/9/2010