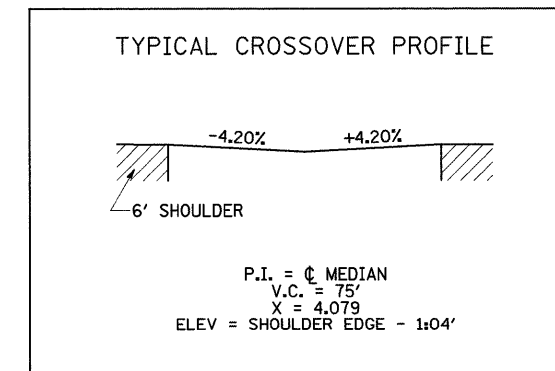
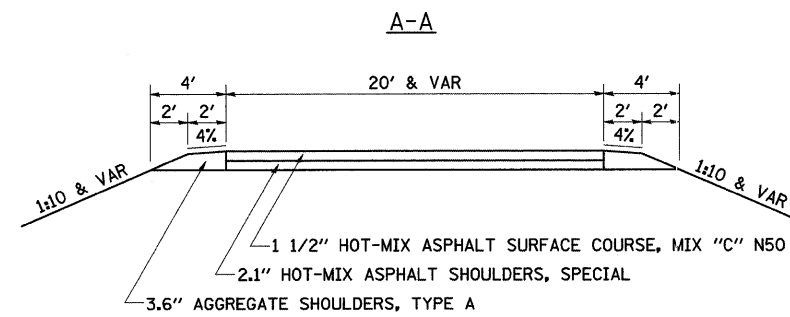
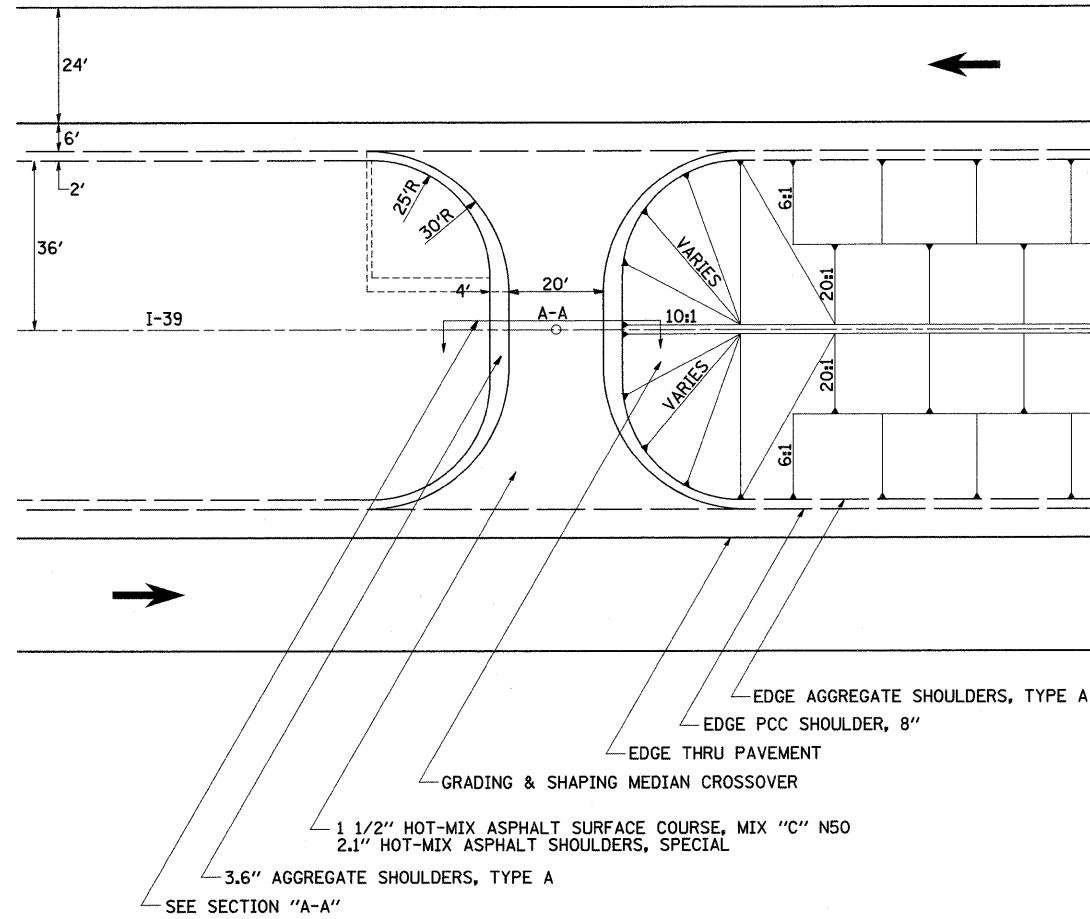


PROPOSED TYPICAL SECTIONS

EMERGENCY & MAINTENANCE MEDIAN CROSS OVER DETAILS

STA 320+83.7 STA 917+09.4
 STA 456+74.9 STA 1047+76.6
 STA 575+51.0 STA 1163+21.0
 STA 689+48.8 STA 1248+91.8
 STA 814+71.7



EXISTING PAVEMENT

POLYMERIZED HOT-MIX ASPHALT SURFACE COURSE, MIX "E", N105, 119 LB/SY/IN
 SHOULDER & RAMPS HOT-MIX ASPHALT: 112 LB/SY/IN
 POLYMERIZED HOT-MIX ASPHALT LEVELING BINDER & BINDER: 112 LB/SY/IN

FILE NAME =	USER NAME = dssdd	DESIGNED -	REVISED -	STATE OF ILLINOIS DEPARTMENT OF TRANSPORTATION	I-39 TYPICAL SECTIONS	F.A.I RTE.	SECTION	COUNTY	TOTAL SHEETS	SHEET NO.
os\pwork\PMIDOT\DOSSDD\0149531\0205629-ah-t-typical.dgn	DRAWN -	REVISED -	39			(103-1, 103-2)RS	LEE	313	23	
PLOT SCALE = 50.0000' / IN.	CHECKED -	REVISED -	CONTRACT NO. 64E97							
PLOT DATE = Fri Mar 26 07:52:53 2010	DATE -	REVISED -	ILLINOIS FED. AID PROJECT							
SCALE: SHEET NO. OF SHEETS STA. TO STA.										