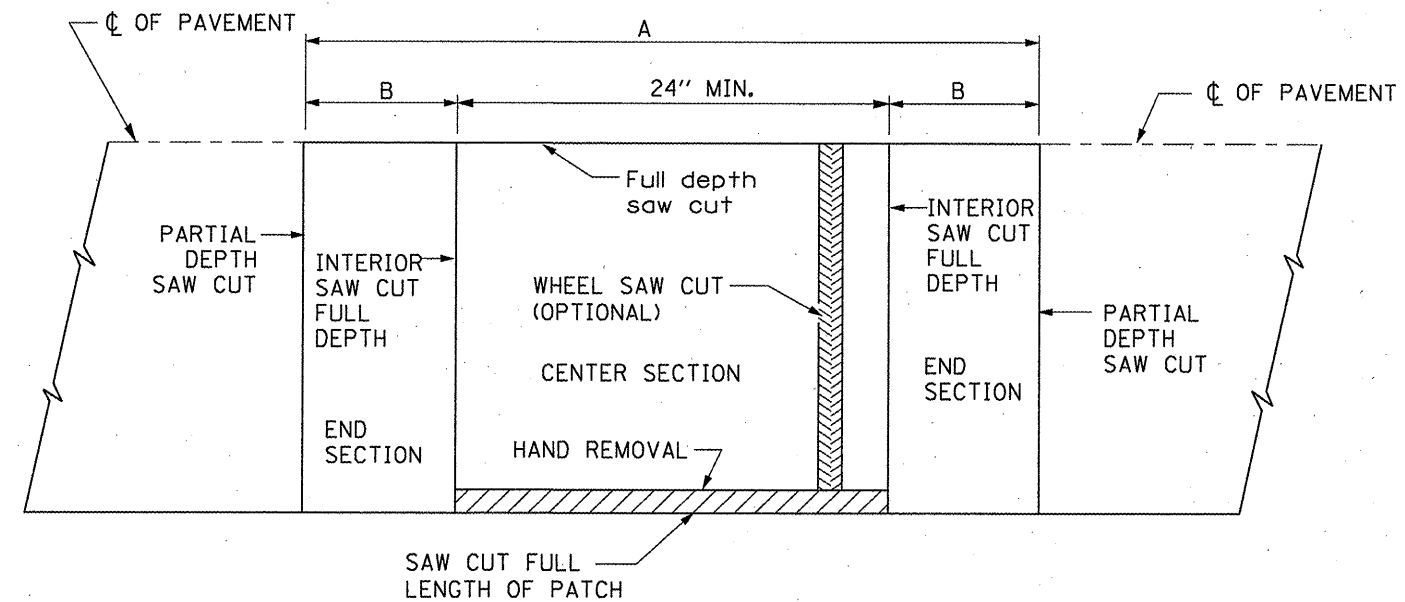
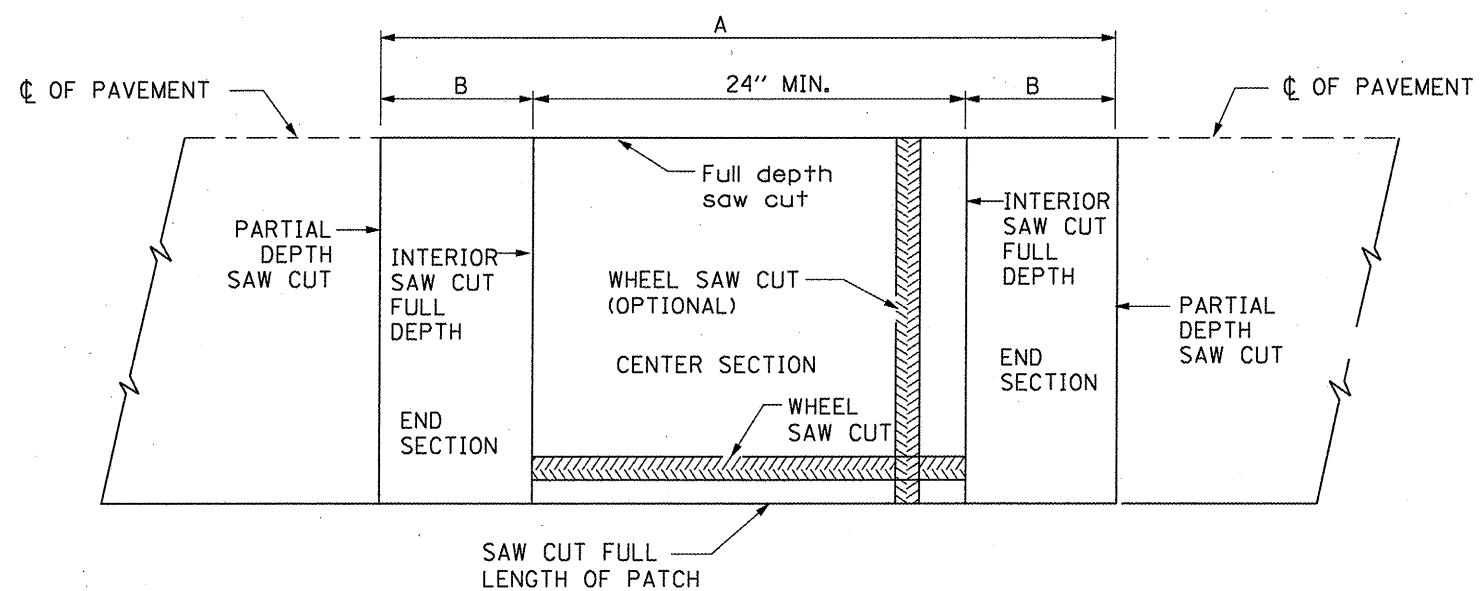


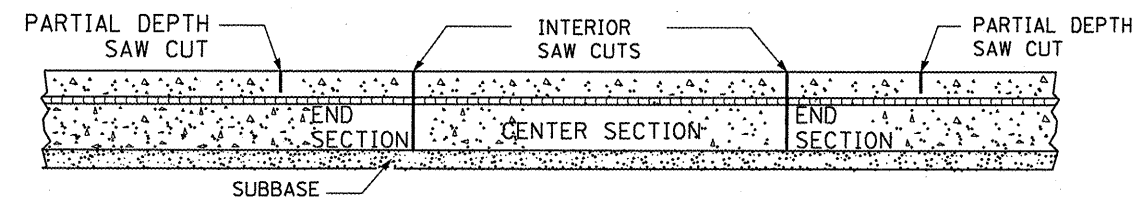
PAVEMENT SAWING DETAIL
(HMA SHOULDER)



PAVEMENT SAWING DETAIL
(PCC SHOULDER)



ALTERNATE SAWING DETAIL
(PCC SHOULDER)



SAW CUT DETAIL

EXISTING LONGITUDINAL REINFORCEMENT BARS	A (min.)	B (min.)	C (min.)
No. 7	6'-0"	24"	22"

NOTES:

- EVERY 3rd INTERSECTION MUST BE TIED
- LAP NEW REINFORCEMENT WITH EXISTING LONGITUDINAL REINFORCEMENT
- VARIABLES: WHERE S_1 AND S_2 ARE $2\frac{1}{2}$ " MIN. AND 12" MAX. $D_1 = 2(S_1)$ AND $D_2 = 2(S_2)$

FILE NAME =	USER NAME = woodshank+1	DESIGNED - RON WOODSHANK	REVISED -
ct:\pv_work\PWIDDT\WOODSHANKRL\0143168	0366A31-detail.dgn	DRAWN - RON WOODSHANK	REVISED -
	PLOT SCALE = 100.0000' / IN.	CHECKED -	REVISED -
	PLOT DATE = Mar 31, 2010 - 08:20:06 AM	DATE -	REVISED -

STATE OF ILLINOIS
DEPARTMENT OF TRANSPORTATION

PATCHING DETAILS

SCALE: SHEET NO. 1 OF 2 SHEETS STA. TO STA.

F.A.I. RTE.	SECTION	COUNTY	TOTAL SHEETS	SHEET NO.
39	D3 PATCHING 2011-2	LASALLE	16	12

CONTRACT NO. 66A31

ILLINOIS