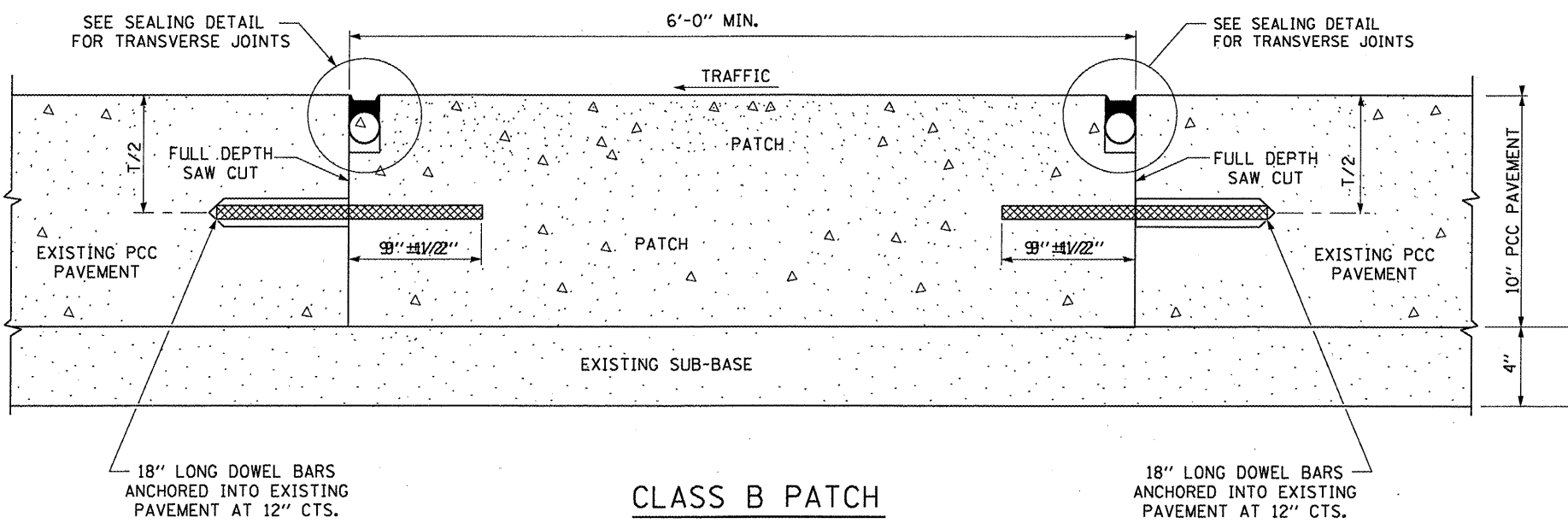
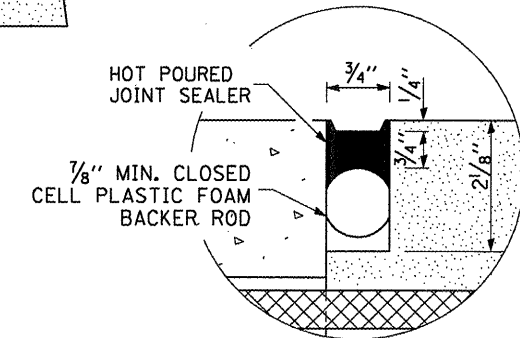
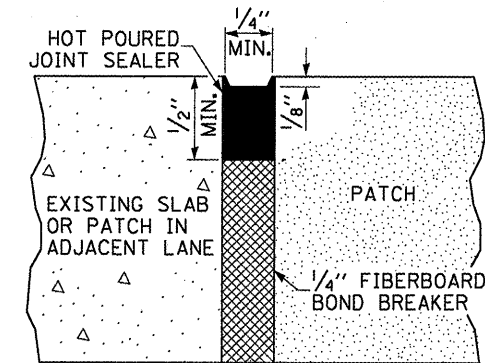


DOWEL BAR TABLE		
PAVEMENT THICKNESS	DOWEL BAR DIAMETER	HOLE DIAMETER
8" OR GREATER	1 1/2"	1 5/8"
7" THRU 7.99"	1 1/4"	1 3/8"
LESS THAN 7"	1"	1 1/8"



GENERAL NOTES

THE TRANSVERSE JOINTS FOR CLASS B PATCHES SHALL ALIGN WITH JOINTS OR CRACKS IN THE ADJACENT LANE WHENEVER POSSIBLE.
SEE STANDARD 420701 FOR DETAILS OF PAVEMENT FABRIC.

NOTE 1:
TWO LAYERS OF PAVEMENT FABRIC AS SHOWN SHALL BE REQUIRED FOR TYPE II, TYPE III AND TYPE IV CLASS B PATCHES