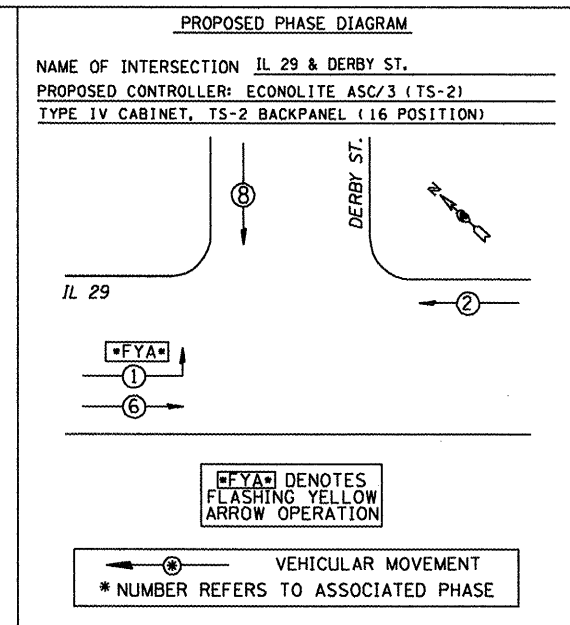
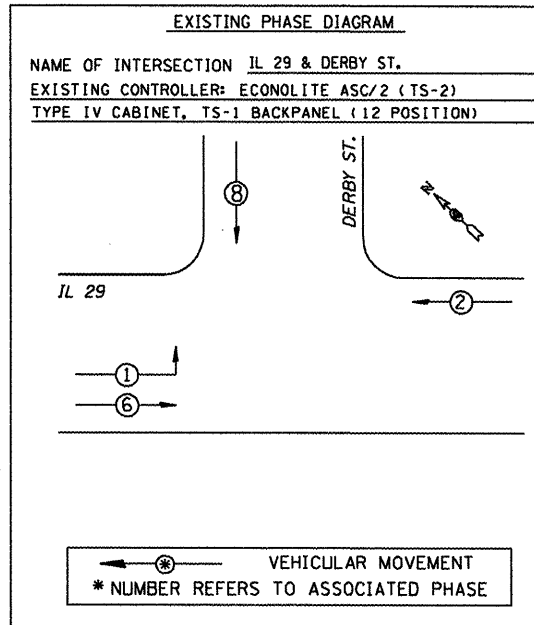


SIGNAL HEAD "A" (BM)		SIGNAL HEAD "B" (MAM)	
EX.	PROP.	EX.	PROP.
(7)	(7)	(7)	(7)
R	R	R	R
Y	Y	Y	Y
G	Y	G	Y
Y	G	Y/G	G
G	G		

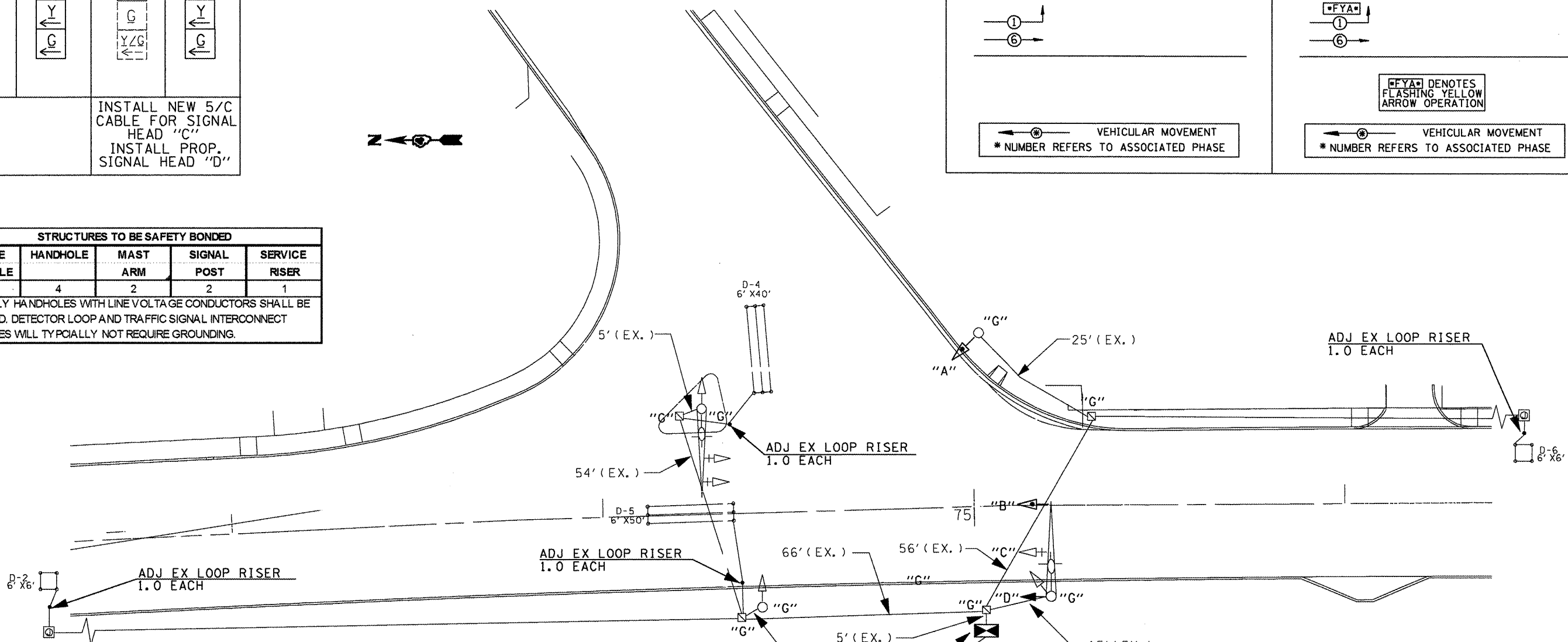
INSTALL NEW 5/C CABLE FOR SIGNAL HEAD "C"  
INSTALL PROP. SIGNAL HEAD "D"

DETECTOR LOOP AND DETECTOR ASSIGNMENT SCHEDULE IL 29 (SECOND ST.) & DERBY ST.					
DETECTOR LOOP	TYPE	DETECTOR LOOP QTY.	DETECTOR LEAD-IN QTY.	ASSIGNED PHASE	CHANNELS REQUIRED
D-1	6' X 50' QUAD	162	20	1	1
D-2	6' X 6'	24	8	2	1
D-4	6' X 40' QUAD	132	12	4	1
D-6	6' X 6'	24	8	6	1
TOTAL:		342	48		4

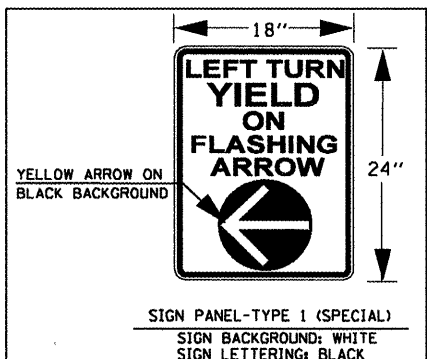


STRUCTURES TO BE SAFETY BONDED				
DOUBLE HANDHOLE	HANDHOLE	MAST ARM	SIGNAL POST	SERVICE RISER
	4	2	2	1

NOTE: ONLY HANDHOLES WITH LINE VOLTAGE CONDUCTORS SHALL BE GROUNDED. DETECTOR LOOP AND TRAFFIC SIGNAL INTERCONNECT HANDHOLES WILL TYPICALLY NOT REQUIRE GROUNDING.



- TRAFFIC SIGNAL LEGEND**
- EX. DETECTOR LOOP (6'X6')
  - EX. DETECTOR LOOP (QUAD)
  - EX. HANDHOLE
  - EX. CONDUIT
  - EX. ELECTRICAL SERVICE
  - ▽ EX. TRAFFIC SIGNAL HEAD
  - PROP. TRAFFIC SIGNAL CONTROLLER
  - ▽ PROP. SIGNAL HEAD (REBUILT)
  - ▽ PROP. SIGNAL HEAD (REBUILT)
  - "G" PROP. SAFETY BOND OF EX. STRUCTURE



SCHEDULE OF QUANTITIES IL 29 (SECOND ST.) & DERBY		
DESCRIPTION	SQ. FT.	NO.
SIGN PANEL - TYPE 1 (SPECIAL)		3.0
FULL-ACTUATED CONTROLLER AND TYPE IV CABINET, SPL	EACH	1.0
ELECTRIC CABLE IN CONDUIT, SIGNAL NO. 14 5C	FOOT	121.0
SIGNAL HEAD, LED, 1-FACE, 3-SECTION, BRACKET MOUNTED	EACH	1.0
INDUCTIVE LOOP DETECTOR	EACH	4.0
DETECTOR LOOP, TYPE I	FOOT	390.0
REBUILD EXISTING SIGNAL HEAD, LED	EACH	2.0
ELECTRIC CABLE IN CONDUIT, GROUNDING, NO. 8 1C	FOOT	294.5
BOND TRAFFIC SIGNAL STRUCTURE	EACH	9.0
ADJUST EXISTING DETECTOR LOOP RISER	EACH	4.0

FILE NAME = 68743 - IL 29 Pakin Traffic Signal Design.dgn	USER NAME = tlesmondw	DESIGNED -	REVISED -
PLOT SCALE = 1/8" = 1'-0"	CHECKED -	DATE -	REVISED -
PLOT DATE = 3/16/2010	DATE -	REVISED -	

**STATE OF ILLINOIS  
DEPARTMENT OF TRANSPORTATION**

**PROPOSED TRAFFIC SIGNALS  
IL 29 (SECOND ST.) & DERBY ST.**

SCALE: SHEET NO. OF SHEETS STA. TO STA.

F.A.P. RTE.	SECTION	COUNTY	TOTAL SHEETS	SHEET NO.
656	(B)RS-3(L)RS-4	TAZEWELL	34	27
CONTRACT NO. 68743				
ILLINOIS FED. AID PROJECT				