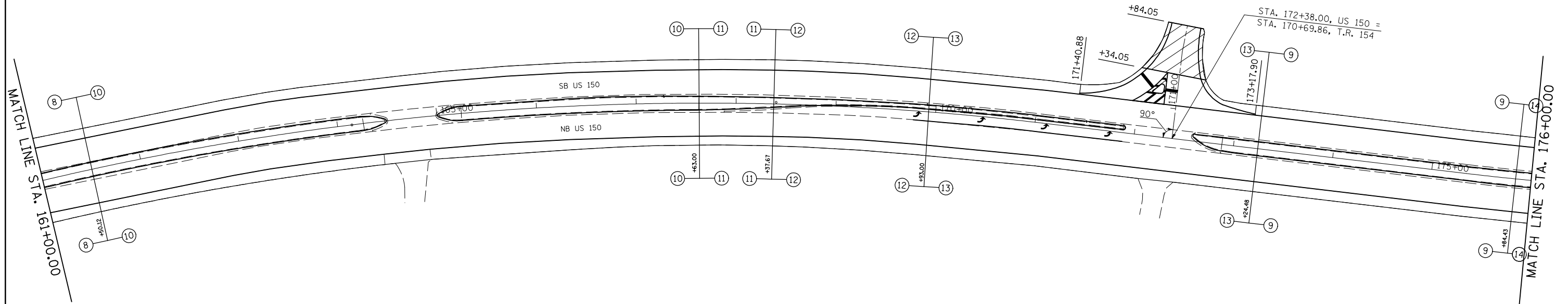




 PCC SURF REM-BJ (SEE DESIGN DETAILS)



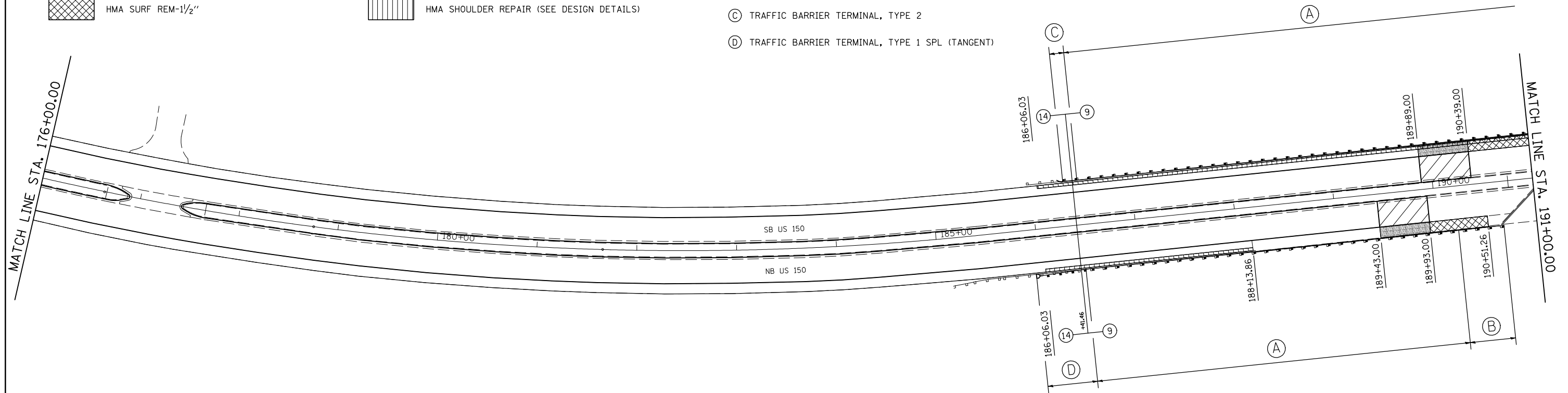
 PCC SURF REM-BJ (SEE DESIGN DETAILS)

 MILLING TRANSITION 0'' - 1/2'' (SEE DESIGN DETAILS)

 HMA SURF REM-1/2''

 HMA SHOULDER REPAIR (SEE DESIGN DETAILS)

- (A) SPBGR TYPE A, 6FT POSTS
- (B) TRAFFIC BARRIER TERMINAL, TYPE 6
- (C) TRAFFIC BARRIER TERMINAL, TYPE 2
- (D) TRAFFIC BARRIER TERMINAL, TYPE 1 SPL (TANGENT)



FILE NAME =	USER NAME = shererjm	DESIGNED -	REVISED -
ca:\pwwork\pwwork\SHERRERJM\d0109813\0570768-shr-plan_50.dgn		DRAWN -	REVISED -
	PLOT SCALE = 100.0000' / IN.	CHECKED -	REVISED -
	PLOT DATE = 2/25/2010	DATE -	REVISED -

**STATE OF ILLINOIS  
DEPARTMENT OF TRANSPORTATION**

**US 150 Plan Sheet**

SCALE: 1" = 50' SHEET NO. 5 OF 8 SHEETS STA. 161+00.00 TO STA. 191+00.00

F.A.P. RTE.	SECTION	COUNTY	TOTAL SHEETS	SHEET NO.
676	(9-1,9)RS	MCLEAN	81	48
CONTRACT NO. 70768				
ILLINOIS FED. AID PROJECT				