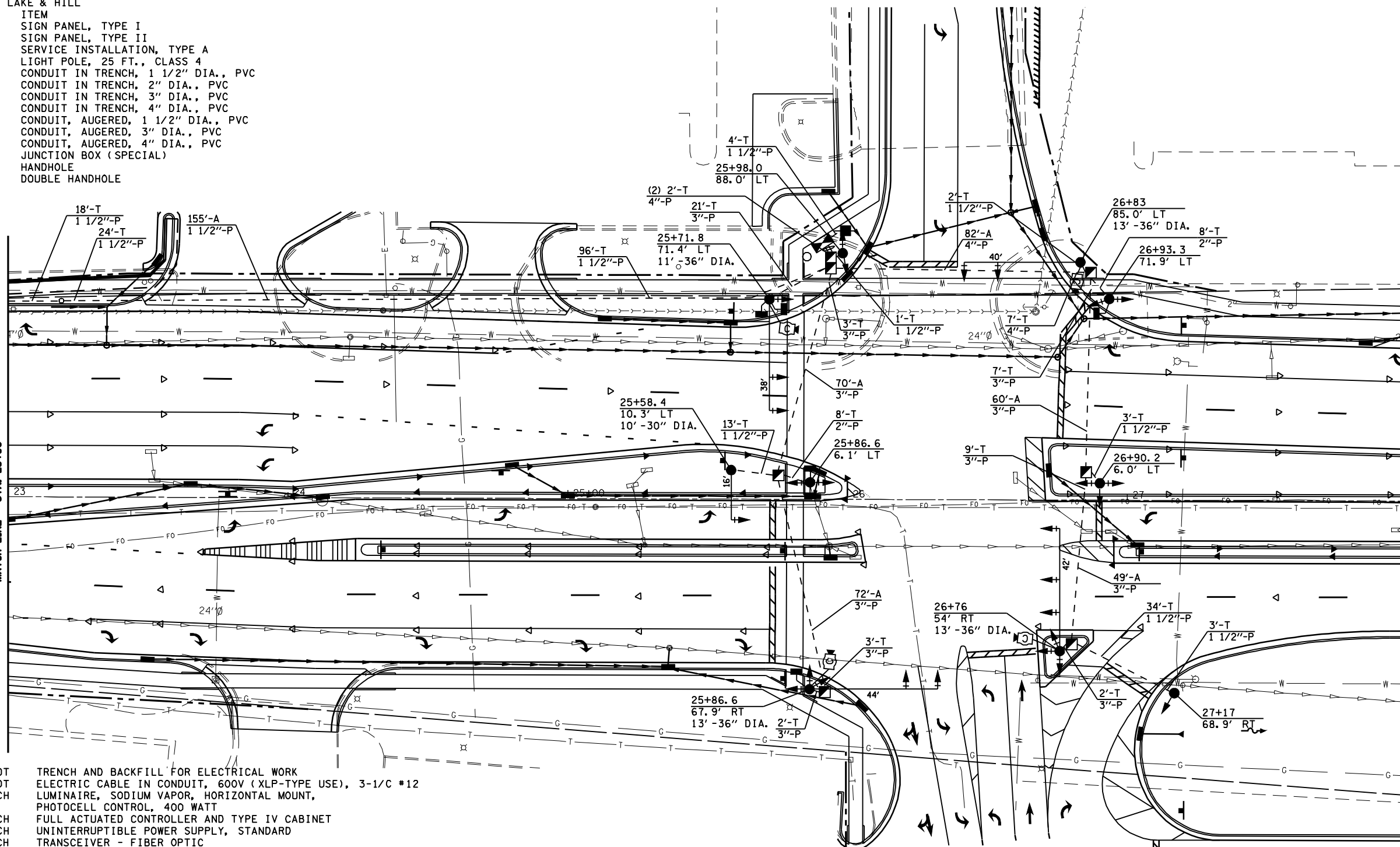


TRAFFIC SIGNAL QUANTITIES

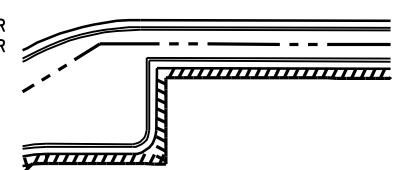
LOCATION:	UNIT	ITEM
15.0	SO FT	SIGN PANEL, TYPE I
30.0	SO FT	SIGN PANEL, TYPE II
1	EACH	SERVICE INSTALLATION, TYPE A
1	EACH	LIGHT POLE, 25 FT., CLASS 4
198.0	FOOT	CONDUIT IN TRENCH, 1 1/2" DIA., PVC
16.0	FOOT	CONDUIT IN TRENCH, 2" DIA., PVC
47.0	FOOT	CONDUIT IN TRENCH, 3" DIA., PVC
11.0	FOOT	CONDUIT IN TRENCH, 4" DIA., PVC
155.0	FOOT	CONDUIT, AUGERED, 1 1/2" DIA., PVC
251.0	FOOT	CONDUIT, AUGERED, 3" DIA., PVC
82.0	FOOT	CONDUIT, AUGERED, 4" DIA., PVC
1	EACH	JUNCTION BOX (SPECIAL)
5	EACH	HANDHOLE
1	EACH	DOUBLE HANDHOLE

MATCH LINE - STA. 23+00



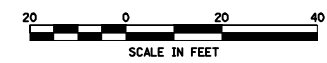
272.0	FOOT	TRENCH AND BACKFILL FOR ELECTRICAL WORK
580.0	FOOT	ELECTRIC CABLE IN CONDUIT, 600V (XLP-TYPE USE), 3-1/8 #12
4	EACH	LUMINAIRE, SODIUM VAPOR, HORIZONTAL MOUNT, PHOTOCELL CONTROL, 400 WATT
1	EACH	FULL ACTUATED CONTROLLER AND TYPE IV CABINET
1	EACH	UNINTERRUPTIBLE POWER SUPPLY, STANDARD
1	EACH	TRANSCEIVER - FIBER OPTIC
312.5	FOOT	FIBER OPTIC CABLE IN CONDUIT, NO. 62.5/125, 24F
378.0	FOOT	ELECTRIC CABLE IN CONDUIT, SIGNAL, NO. 14, 2/C
290.5	FOOT	ELECTRIC CABLE IN CONDUIT, SIGNAL, NO. 14, 3/C
1153.5	FOOT	ELECTRIC CABLE IN CONDUIT, SIGNAL, NO. 14, 5/C
982.5	FOOT	ELECTRIC CABLE IN CONDUIT, SIGNAL, NO. 14, 7/C
492.0	FOOT	ELECTRIC CABLE IN CONDUIT, SIGNAL, NO. 14, 9/C
580.0	FOOT	ELECTRIC CABLE IN CONDUIT, COMMUNICATION, NO. 18, 3/C
13.0	FOOT	ELECTRIC CABLE IN CONDUIT, SERVICE, NO. 6, 2/C
5	EACH	TRAFFIC SIGNAL POST, ALUMINUM, 16 FT.
1	EACH	STEEL MAST ARM ASSEMBLY AND POLE, 16 FT.
2	EACH	STEEL COMBINATION MAST ARM ASSEMBLY AND POLE, 38 FT.
1	EACH	STEEL COMBINATION MAST ARM ASSEMBLY AND POLE, 40 FT.
1	EACH	STEEL COMBINATION MAST ARM ASSEMBLY AND POLE, 42 FT.
1	EACH	STEEL COMBINATION MAST ARM ASSEMBLY AND POLE, 44 FT.
15.0	FOOT	CONCRETE FOUNDATION, TYPE A
3.0	FOOT	CONCRETE FOUNDATION, TYPE C
10.0	FOOT	CONCRETE FOUNDATION, TYPE E, 30" DIA.
50.0	FOOT	CONCRETE FOUNDATION, TYPE E, 36" DIA.
10	EACH	SIGNAL HEAD, POLYCARBONATE, LED, 1-FACE, 3-SECTION, MAST ARM MOUNTED
2	EACH	SIGNAL HEAD, POLYCARBONATE, LED, 1-FACE, 5-SECTION, BRACKET MOUNTED

2	EACH	SIGNAL HEAD, POLYCARBONATE, LED, 2-FACE, 3-SECTION, BRACKET MOUNTED
1	EACH	SIGNAL HEAD, POLYCARBONATE, LED, 2-FACE, 1-3 SECTION, 1-5 SECTION, BRACKET MOUNTED
2	EACH	SIGNAL HEAD, POLYCARBONATE, LED, 3-FACE, 2-3 SECTION, 1-5 SECTION, BRACKET MOUNTED
1	EACH	SIGNAL HEAD, POLYCARBONATE, LED, 3-FACE, 1-3 SECTION, 2-5 SECTION, BRACKET MOUNTED
2	EACH	PEDESTRIAN SIGNAL HEAD, POLYCARBONATE, LED, 1-FACE, BRACKET MOUNTED WITH COUNT DOWN TIMER
2	EACH	PEDESTRIAN SIGNAL HEAD, POLYCARBONATE, LED, 2-FACE, BRACKET MOUNTED WITH COUNT DOWN TIMER
24	EACH	TRAFFIC SIGNAL BACKPLATE
5	EACH	PEDESTRIAN PUSHBUTTON
1	EACH	VIDEO VEHICLE DETECTION SYSTEM
509.5	FOOT	ELECTRIC CABLE IN CONDUIT, GROUND, #6 1/C (GREEN)



NOTES:

- TRAFFIC SIGNAL MAST ARM ASSEMBLIES SHALL BE DESIGNED FOR THE LOADINGS SHOWN ON THE HIGHWAY STANDARDS OR THESE SIGNAL PLANS WHICHEVER IS GREATER



F.A.I. 72, F.A.P. 67, F.A.P. 75 & F.A.P. 668
D-6 SPFLD-CLRlake DIRKSEN 2002

FILE NAME	USER NAME	DESIGNED	REVISED
es:\pwork\WPIDOT\LAUGHLINRL\20204163\TS.Sheets.dgn	loughlinr1	-	-
		DRAWN	REVISED
		CHECKED	REVISED
		DATE	REVISED

**STATE OF ILLINOIS
DEPARTMENT OF TRANSPORTATION**

SCALE:	SHEET NO.	OF SHEETS	STA.	TO STA.

F.A. RTE.	SECTION	COUNTY	TOTAL SHEETS	SHEET NO.
*	**	SANGAMON	363	183
CONTRACT NO. 72088				
FED. ROAD DIST. NO. ILLINOIS FED. AID PROJECT				