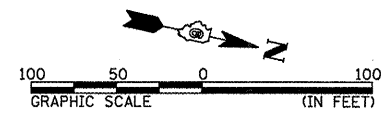
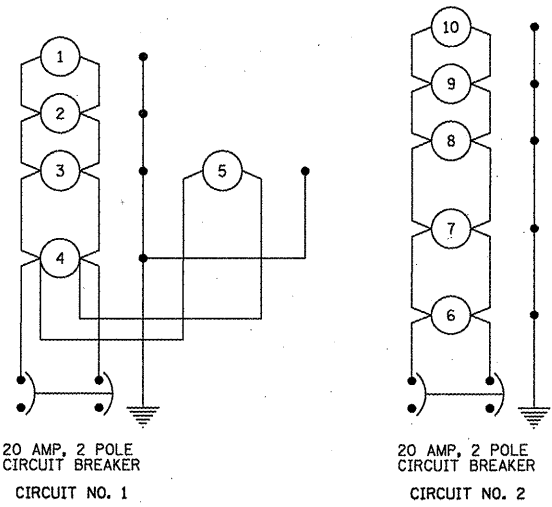
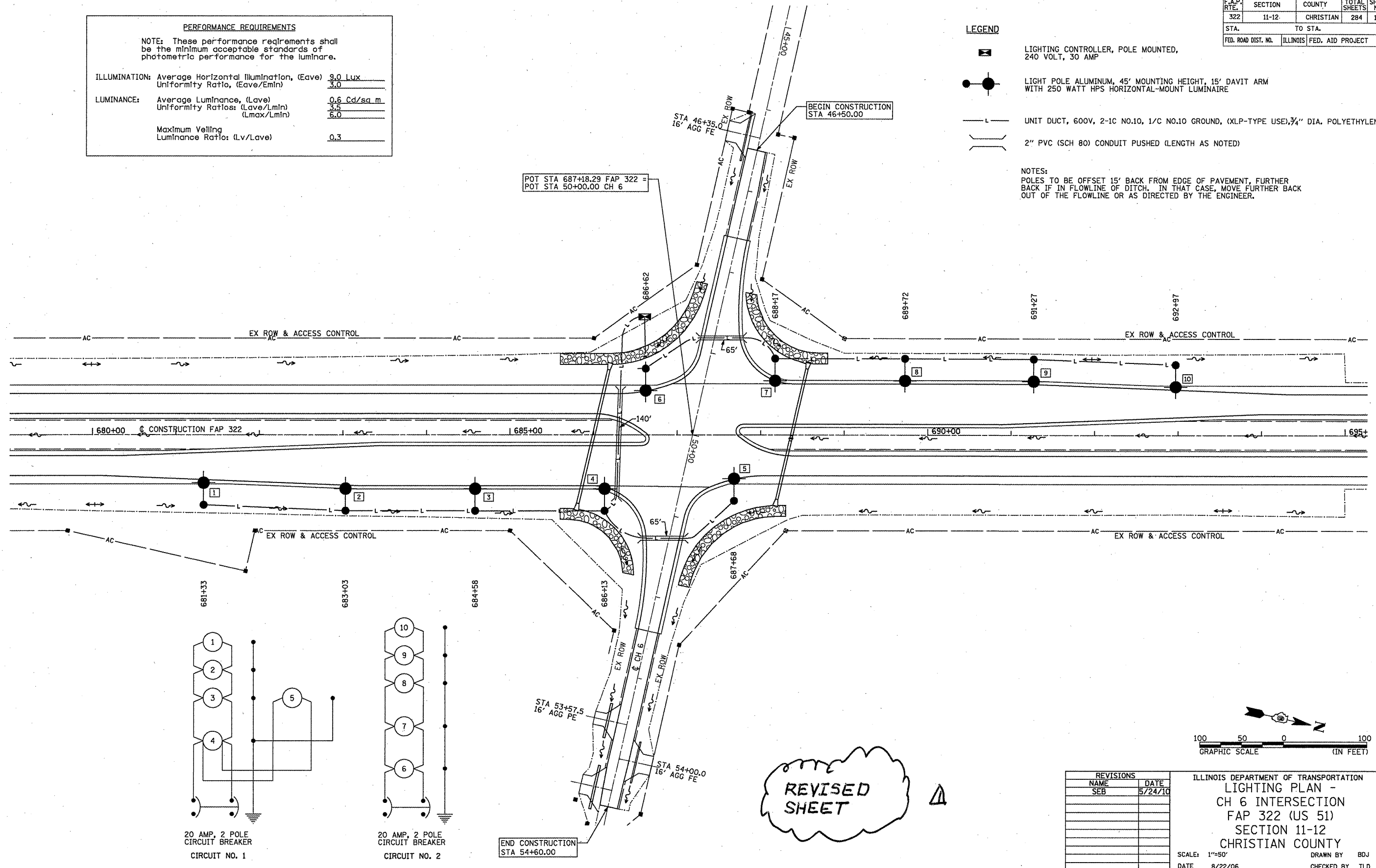


PERFORMANCE REQUIREMENTS	
NOTE: These performance requirements shall be the minimum acceptable standards of photometric performance for the luminaire.	
ILLUMINATION: Average Horizontal Illumination, (Eave)	9.0 Lux
Uniformity Ratio, (Eave/Emin)	3.0
LUMINANCE: Average Luminance, (Lave)	0.6 Cd/sq m
Uniformity Ratios: (Lave/Lmin)	3.5
(Lmax/Lmin)	6.0
Maximum Veiling Luminance Ratio: (Lv/Lave)	0.3

F.A.P. RTE.	SECTION	COUNTY	TOTAL SHEETS	SHEET NO.
322	11-12	CHRISTIAN	284	142
STA.	TO STA.			
FED. ROAD DIST. NO.	ILLINOIS	FED. AID PROJECT		

- LEGEND**
- LIGHTING CONTROLLER, POLE MOUNTED, 240 VOLT, 30 AMP
  - LIGHT POLE ALUMINUM, 45' MOUNTING HEIGHT, 15' DAVIT ARM WITH 250 WATT HPS HORIZONTAL-MOUNT LUMINAIRE
  - UNIT DUCT, 600V, 2-1C NO.10, 1/C NO.10 GROUND, (XLP-TYPE USE), 3/4" DIA. POLYETHYLENE
  - 2" PVC (SCH 80) CONDUIT PUSHED (LENGTH AS NOTED)

**NOTES:**  
 POLES TO BE OFFSET 15' BACK FROM EDGE OF PAVEMENT, FURTHER BACK IF IN FLOWLINE OF DITCH. IN THAT CASE, MOVE FURTHER BACK OUT OF THE FLOWLINE OR AS DIRECTED BY THE ENGINEER.



REVISIONS	
NAME	DATE
SEB	5/24/10

ILLINOIS DEPARTMENT OF TRANSPORTATION  
 LIGHTING PLAN -  
 CH 6 INTERSECTION  
 FAP 322 (US 51)  
 SECTION 11-12  
 CHRISTIAN COUNTY  
 SCALE: 1"=50'  
 DATE: 8/22/06  
 DRAWN BY: BOJ  
 CHECKED BY: TLD

5-25-10