

F.A.P. RTE.	SECTION	COUNTY	TOTAL SHEETS	SHEET NO.
322	11-12	CHRISTIAN	284	139
STA.		TO STA.		
FED. ROAD DIST. NO.	ILLINOIS	FED. AID PROJECT		

PERFORMANCE REQUIREMENTS

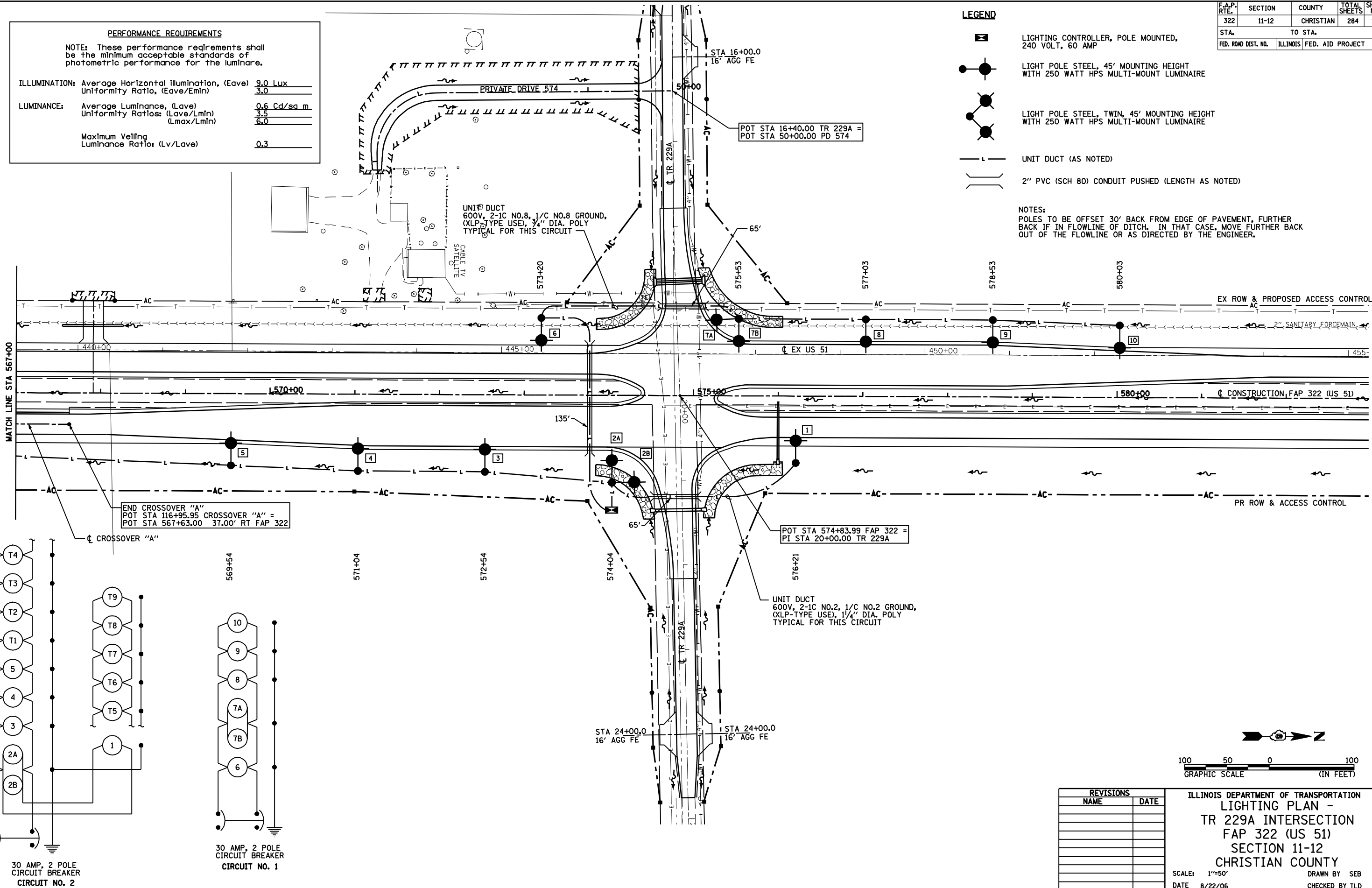
NOTE: These performance requirements shall be the minimum acceptable standards of photometric performance for the luminaire.

ILLUMINATION:	Average Horizontal Illumination, (Eave)	9.0 Lux
	Uniformity Ratio, (Eave/Emin)	3.0
LUMINANCE:	Average Luminance, (Lave)	0.6 Cd/sq m
	Uniformity Ratios: (Lave/Lmin)	3.5
	(Lmax/Lmin)	6.0
	Maximum Veiling Luminance Ratio: (Lv/Lave)	0.3

LEGEND

- LIGHTING CONTROLLER, POLE MOUNTED, 240 VOLT, 60 AMP
- LIGHT POLE STEEL, 45' MOUNTING HEIGHT WITH 250 WATT HPS MULTI-MOUNT LUMINAIRE
- LIGHT POLE STEEL, TWIN, 45' MOUNTING HEIGHT WITH 250 WATT HPS MULTI-MOUNT LUMINAIRE
- UNIT DUCT (AS NOTED)
- 2" PVC (SCH 80) CONDUIT PUSHED (LENGTH AS NOTED)

NOTES:
POLES TO BE OFFSET 30' BACK FROM EDGE OF PAVEMENT, FURTHER BACK IF IN FLOWLINE OF DITCH. IN THAT CASE, MOVE FURTHER BACK OUT OF THE FLOWLINE OR AS DIRECTED BY THE ENGINEER.

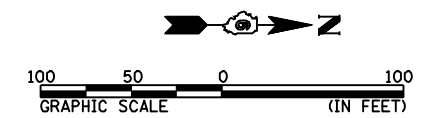
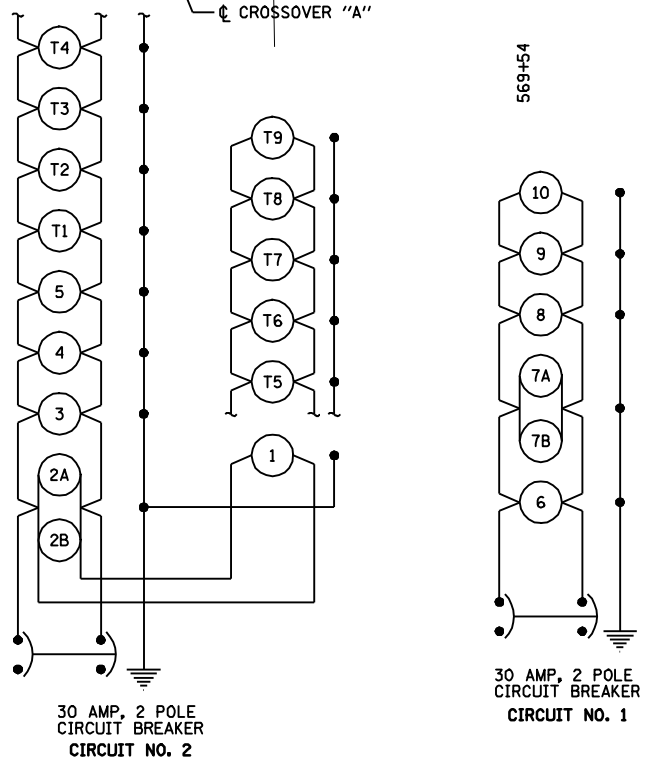


END CROSSOVER "A"
POT STA 116+95.95 CROSSOVER "A" =
POT STA 567+63.00 37.00' RT FAP 322

POT STA 574+83.99 FAP 322 =
PI STA 20+00.00 TR 229A

UNIT DUCT
600V, 2-1C NO.2, 1/C NO.2 GROUND,
(XLP-TYPE USE), 1/4" DIA. POLY
TYPICAL FOR THIS CIRCUIT

UNIT DUCT
600V, 2-1C NO.8, 1/C NO.8 GROUND,
(XLP-TYPE USE), 3/4" DIA. POLY
TYPICAL FOR THIS CIRCUIT



REVISIONS	
NAME	DATE

ILLINOIS DEPARTMENT OF TRANSPORTATION
 LIGHTING PLAN -
 TR 229A INTERSECTION
 FAP 322 (US 51)
 SECTION 11-12
 CHRISTIAN COUNTY

SCALE: 1"=50'
 DATE: 8/22/06

DRAWN BY: SEB
 CHECKED BY: TLD

M09-15-2018 1:22:28 PM

SFILE4