

EXISTING STRUCTURE: S.N. 086-0023(EB) & 0024(WB), originally constructed in 1976 as FA Route 408 Sec. 86-10B at Station 200+00.00; using 24" steel I-beams with 7 1/2" concrete deck and 1 1/2" bituminous wearing surface, 3 spans, 110'-0" back-back abutments, 42'-0" out-out width, stub abutments on steel H-piles, wall piers with footings on steel H-piles. Wearing surface was replaced with microsilica concrete overlay in 2005.

Staged construction shall be used to maintain one lane of traffic.

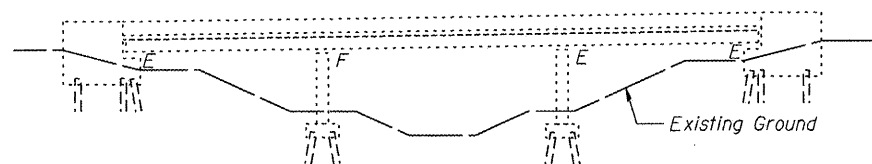
STATE OF ILLINOIS
DEPARTMENT OF TRANSPORTATION

INDEX OF SHEETS

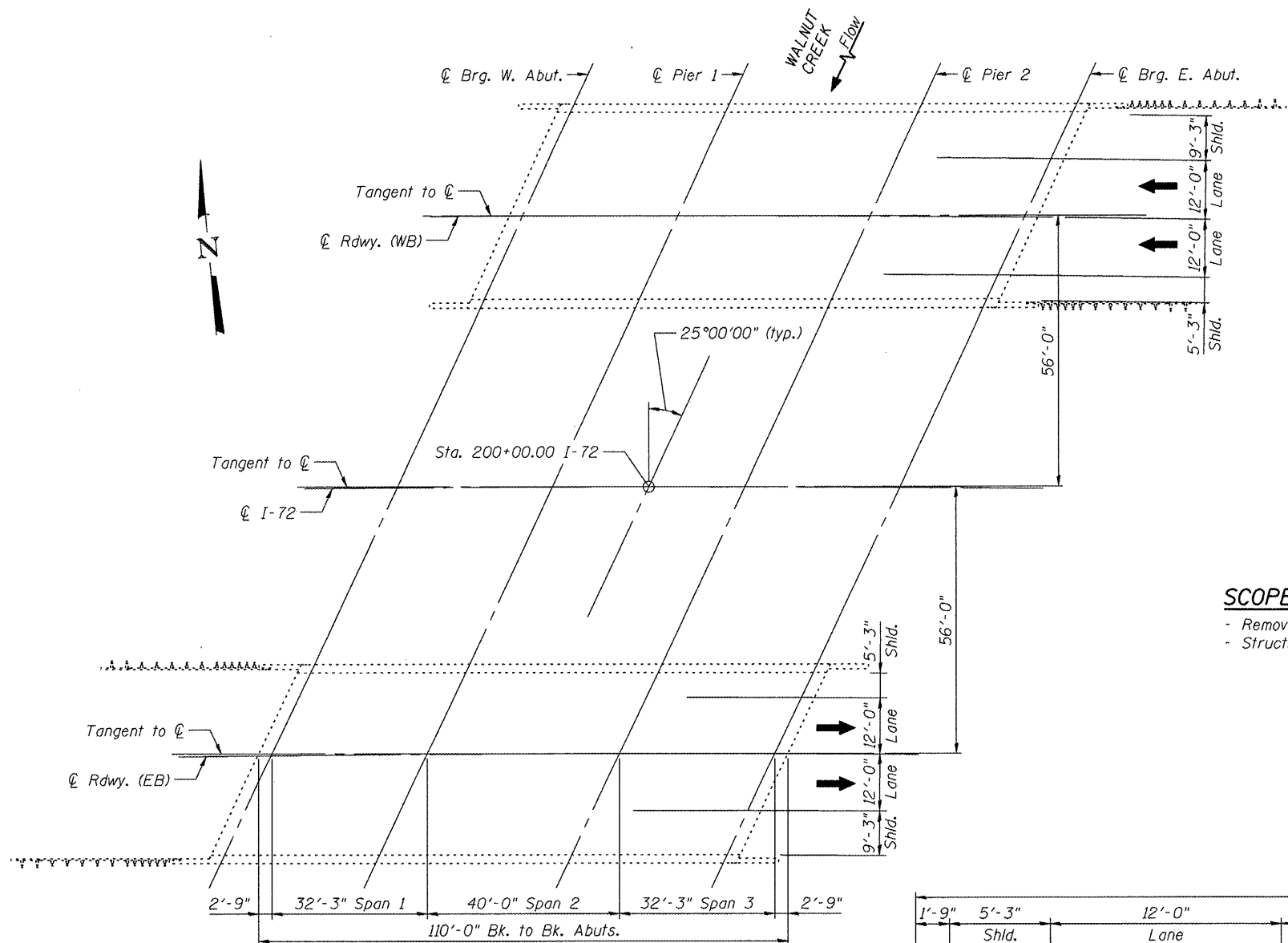
Sheet No.	Description
1	Gen Plan, Gen Notes, Bill of Mat'l
2	Temporary Concrete Barrier
3-4	Superstructure
5	Preformed Joint Strip Seal
6	Abutments
7	Bar Splicer Assembly Details

GENERAL NOTES

- Reinforcement bars shall conform to the requirements of ASTM A 706 Gr 60. See Special Provisions.
- Reinforcement bars designated (E) shall be epoxy coated.
- Existing reinforcement bars extending into the removal area shall be cleaned, straightened and incorporated into the new construction. Any reinforcement bars that are damaged during concrete removal shall be replaced with an approved bar splicer or anchorage system. Cost included with Concrete Removal.
- The deck surface shall have its final finish coat tined according to Article 420.09 (e) (1) of the Standard Specifications. Cost included with Concrete Superstructure.
- Joint openings shall be adjusted according to Article 520.04 of the Standard Specifications when the deck is poured at an ambient temperature other than 50° F.
- Protective Coat shall only be applied to new concrete.
- Prior to pouring the new concrete deck, all heavy or loose rust, loose mill scale, and other loose or potentially detrimental foreign material shall be removed from the surfaces in contact with concrete. Tightly adhered paint may remain unless otherwise noted. Removal shall be accomplished by methods that will not damage the steel and the cost will be included in the pay item covering removal of the existing concrete.
- As directed by the Engineer, existing construction accessories welded to the top flange of beams and girders shall be removed. The weld areas shall be ground flush and inspected for cracks using magnetic particle testing (MT) or dye penetrant testing (PT) by an individual acceptable to the Engineer. Any cracks that cannot be removed by grinding 1/4 inch deep shall be identified and reported to the Bureau of Bridges and Structures for further disposition. The cost of removing welded accessories, grinding and inspecting weld areas and grinding cracks will be paid for according to Article 109.04 of the Standard Specifications.
- Plan dimensions and details relative to existing plans are subject to routine variations. The Contractor shall field verify existing dimensions and details affecting new construction and make necessary approved adjustments prior to construction or ordering of materials. Such variations shall not be cause for additional compensation for a change in scope of the work, however, the Contractor will be paid for the quantity actually furnished based upon the unit price bid for the work.
- The existing structural steel coating contains lead. The Contractor shall take appropriate precautions to deal with the presence of lead on this project.



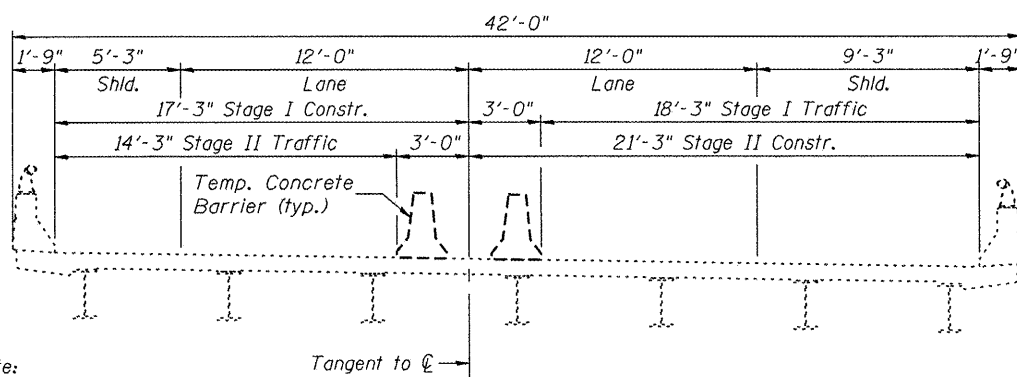
ELEVATION



PLAN

SCOPE OF WORK:

- Remove and replace existing expansion joints at both abutments.
- Structural repair of concrete at East abutment.

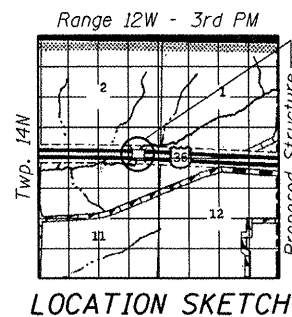


CROSS SECTION

(Looking East, EB bridge shown, WB bridge similar)

TOTAL BILL OF MATERIAL

ITEM	UNIT	EB	WB	TOTAL
Concrete Removal	Cu Yd	12.6	12.6	25.2
Concrete Superstructure	Cu Yd	12.6	12.6	25.2
Protective Coat	Sq Yd	33	33	66
Reinforcement Bars, Epoxy Coated	Pound	2050	2050	4100
Bar Splicers	Each	28	28	56
Preformed Joint Strip Seal	Foot	90	90	180
Structural Repair Of Concrete (Depth = < 5")	Sq Ft	--	9	9



LOCATION SKETCH

GENERAL PLAN & ELEVATION
INTERSTATE 72 OVER WALNUT CREEK
FAI RTE. 72 SECTION 86-10(RS-3)
SCOTT COUNTY
STATION 200+00.00
STRUCTURE NO. 086-0023(EB) & 0024(WB)

SHEET	F.A.I. RTE.	SECTION	COUNTY	TOTAL SHEETS	SHEET NO.
1	72	86-10(RS-3)	SCOTT	48	35
OF 7		STA. 200+00.00	CONTRACT NO.	72A16	
		FED. ROAD DIST. NO.	ILLINOIS FED. AID PROJECT		

JD Johnson, Depp & Quisenberry
CONSULTING ENGINEERS
Springfield, Illinois



Signed: *David Depp*
Date: 3-30-2010
Lic. Expires: 11-30-2010

DESIGNED: JDO	DRAWN: SJS
CHECKED: DCD	CHECKED: DCD

Note:
Staging is for information only, to be coordinated with roadway staging.