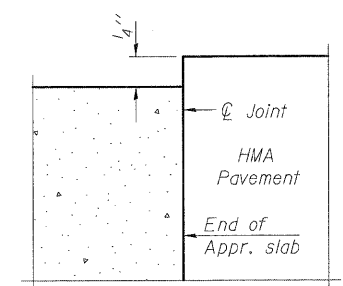
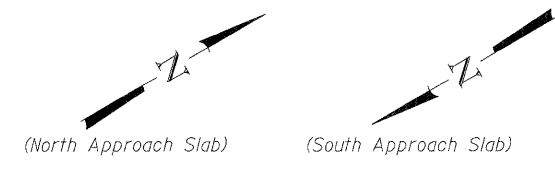
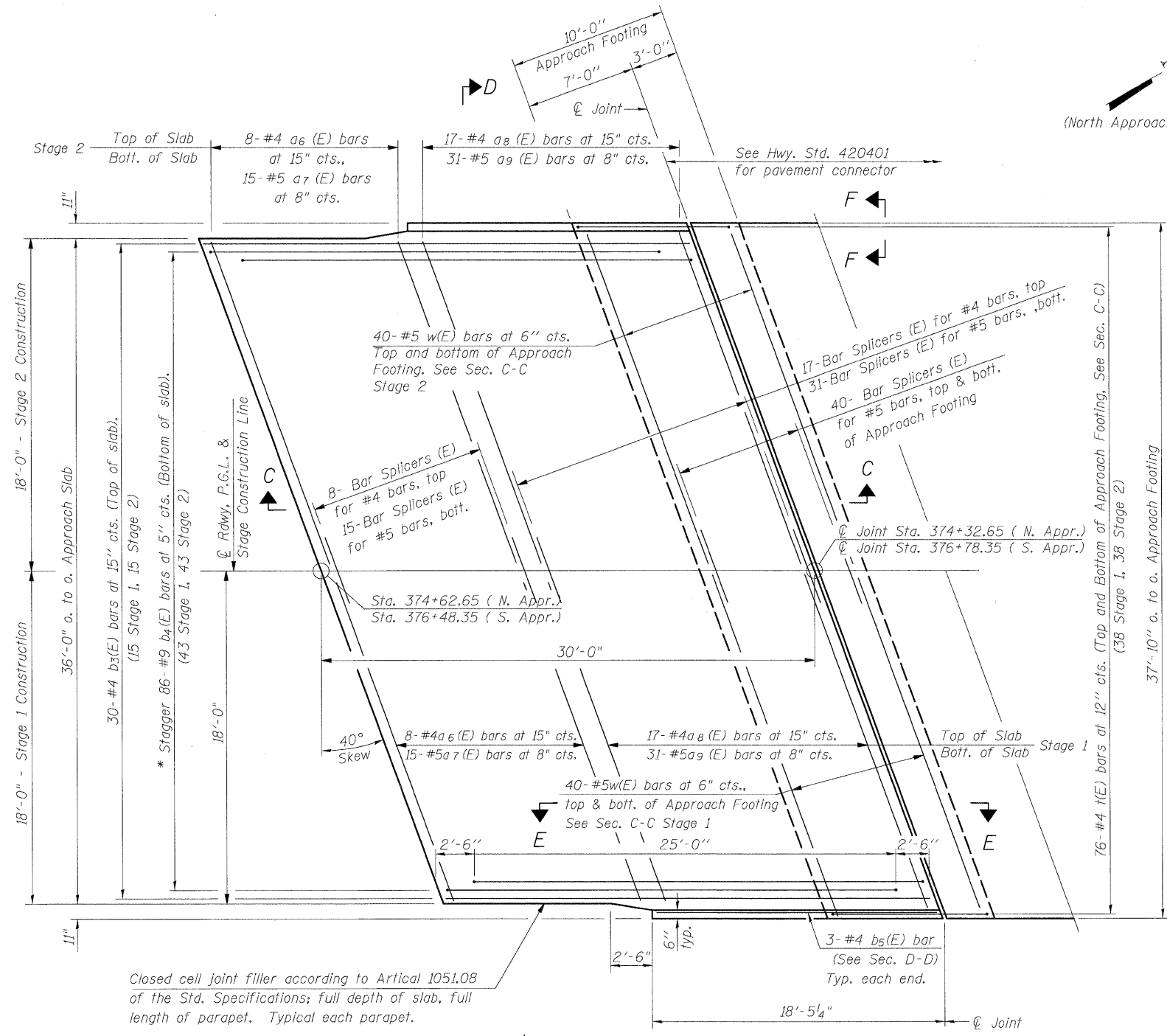


STATE OF ILLINOIS
DEPARTMENT OF TRANSPORTATION

Notes:
See sheet 16 of 33 for Sections C-C & D-D and View E-E.
a6 (E) through a9 (E) bar spacing measured parallel to roadway.



FLEXIBLE PAVEMENT
DETAIL A

PLAN - SOUTH APPROACH SLAB
(NORTH APPROACH SLAB SIMILAR)

* Tilt #9 b4(E) bars as required to maintain clearance.

DESIGNED	SCD
CHECKED	DRB
DRAWN	THW
CHECKED	SCD

ie
consultants
IE CONSULTANTS, INC
6420 SOUTH SIXTH STREET
SPRINGFIELD, ILLINOIS 62712
TEL. (217) 529-8027
FAX (217) 529-4543
WWW.IE-CONSULTANTS.COM

BA-R 10-31-08

(Sheet 1 of 2)
BRIDGE APPROACH SLAB DETAILS
S.N. 018-0064

SHEET NO. 15 OF 33 SHEETS	F.A.P. RTE.	SECTION	COUNTY	TOTAL SHEETS	SHEET NO.
	116	(112BR1)B	CUMBERLAND	72	46
CONTRACT NO. 74236					
FED. ROAD DIST. NO. _ ILLINOIS FED. AID PROJECT					