

F. A. RTE.	SECTION	COUNTY	TOTAL SHEETS	SHEET NO.
310	60-16	MADISON	662	606
STA.		TO STA.		
FED. ROAD DIST. NO. 8		LENGTHS	FED. AID PROJECT	
		CONTRACT NO. 76311		

620

CUT=158  
FILL=0

615

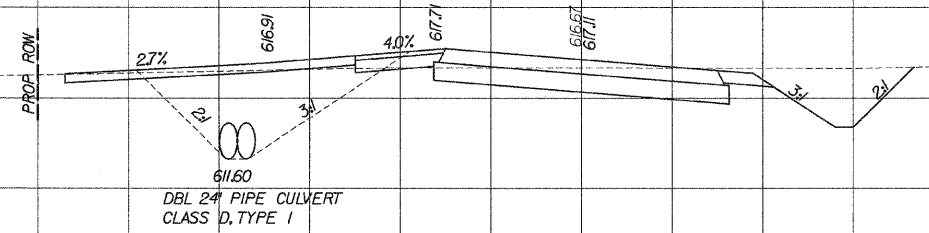
610

14+00.00

620

615

610



DBL 24" PIPE CULVERT  
CLASS D, TYPE 1

620

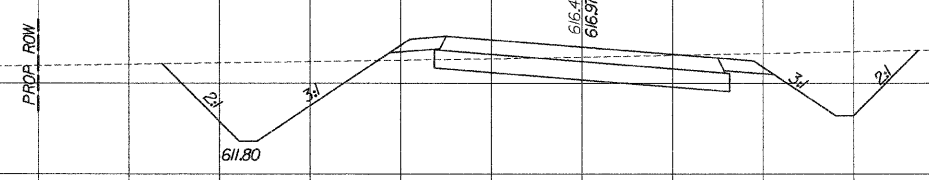
615

CUT=138  
FILL=3

620

615

13+50.00



620

615

610

605

CUT=131  
FILL=2

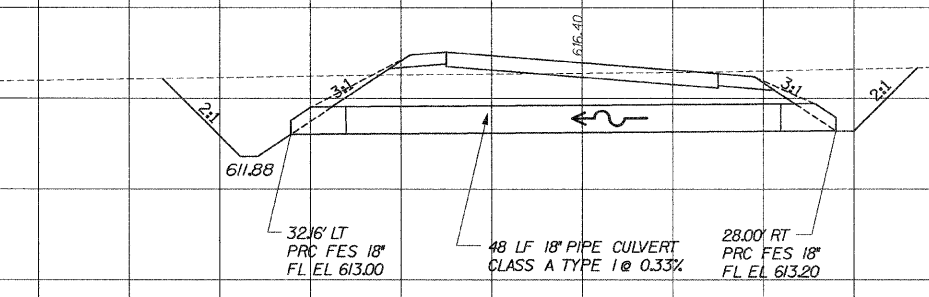
620

615

610

605

13+30.00



32.16' LT PRC FES 18" FL EL 613.00  
48 LF 18" PIPE CULVERT CLASS A TYPE 1 @ 0.33%  
28.00' RT PRC FES 18" FL EL 613.20

620

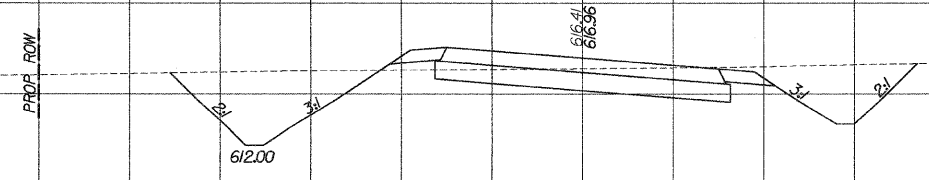
615

CUT=131  
FILL=2

620

615

13+00.00



**ACCESS ROAD #2**

100

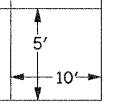
50

0

50

100

150



SOURCE: PLOTTED FROM PLATE NO. 606  
NOTE BOOK NO. 606  
AREAS CHECKED

SOURCE: PLOTTED FROM PLATE NO. 606  
NOTE BOOK NO. 606  
AREAS CHECKED