

If you plan to submit a bid directly to the Department of Transportation

PREQUALIFICATION

Any contractor who desires to become pre-qualified to bid on work advertised by IDOT must submit the properly completed pre-qualification forms to the Bureau of Construction no later than 4:30 p.m. prevailing time twenty-one days prior to the letting of interest. This pre-qualification requirement applies to first time contractors, contractors renewing expired ratings, contractors maintaining continuous pre-qualification or contractors requesting revised ratings. To be eligible to bid, existing pre-qualification ratings must be effective through the date of letting.

REQUESTS FOR AUTHORIZATION TO BID

Contractors wanting to bid on items included in a particular letting must submit the properly completed "Request for Authorization to Bid/or Not For Bid Status" (BDE 124INT) and the ORIGINAL "Affidavit of Availability" (BC 57) to the proper office no later than 4:30 p.m. prevailing time, three (3) days prior to the letting date.

WHO CAN BID ?

Bids will be accepted from only those companies that request and receive written **Authorization to Bid** from IDOT's Central Bureau of Construction.

WHAT CONSTITUTES WRITTEN AUTHORIZATION TO BID?: When a prospective prime bidder submits a "Request for Authorization to Bid/or Not For Bid Status"(BDE 124INT) he/she must indicate at that time which items are being requested For Bidding purposes. Only those items requested For Bidding will be analyzed. After the request has been analyzed, the bidder will be issued an **Authorization to Bid or Not for Bid Report**, approved by the Central Bureau of Construction that indicates which items have been approved For Bidding. If **Authorization to Bid** cannot be approved, the **Authorization to Bid or Not for Bid Report** will indicate the reason for denial.

ABOUT AUTHORIZATION TO BID: Firms that have not received an authorization form within a reasonable time of complete and correct original document submittal should contact the department as to status. This is critical in the week before the letting. These documents must be received three days before the letting date. Firms unsure as to authorization status should call the Prequalification Section of the Bureau of Construction at the number listed at the end of these instructions.

ADDENDA AND REVISIONS: It is the contractor's responsibility to determine which, if any, addenda or revisions pertain to any project they may be bidding. Failure to incorporate all relevant addenda or revisions may cause the bid to be declared unacceptable.

Each addendum will be placed with the contract number. Addenda and revisions will also be placed on the Addendum/Revision Checklist and each subscription service subscriber will be notified by e-mail of each addendum and revision issued.

The Internet is the Department's primary way of doing business. The subscription server e-mails are an added courtesy the Department provides. It is suggested that bidders check IDOT's website at <http://www.dot.il.gov/desenv/delett.html> before submitting final bid information.

IDOT IS NOT RESPONSIBLE FOR ANY E-MAIL FAILURES.

Addenda Questions may be directed to the Contracts Office at (217)782-7806 or D&Econtracts@dot.il.gov

Technical Questions about downloading these files may be directed to Tim Garman (217)524-1642 or Timothy.Garman@illinois.gov.

WHAT MUST BE INCLUDED WHEN BIDS ARE SUBMITTED?: Bidders need not return the entire proposal when bids are submitted. That portion of the proposal that must be returned includes the following:

1. All documents from the Proposal Cover Sheet through the Proposal Bid Bond
2. Other special documentation and/or information that may be required by the contract special provisions

All proposal documents, including Proposal Guaranty Checks or Proposal Bid Bonds, should be stapled together to prevent loss when bids are processed by IDOT personnel.

ABOUT SUBMITTING BIDS: It is recommended that bidders deliver bids in person to insure they arrive at the proper location prior to the time specified for the receipt of bids. Any bid received at the place of letting after the time specified will not be accepted.

WHO SHOULD BE CALLED IF ASSISTANCE IS NEEDED?

Questions Regarding	Call
Prequalification and/or Authorization to Bid	217/782-3413
Preparation and submittal of bids	217/782-7806
Mailing of plans and proposals	217/782-7806

ADDENDUMS AND REVISIONS TO THE PROPOSAL FORMS

Planholders should verify that they have received and incorporated any addendum and/or revision prior to submitting their bid. Failure by the bidder to include an addendum or revision could result in a bid being rejected as irregular.

RETURN WITH BID

344

Proposal Submitted By
Name
Address
City

Letting June 11, 2010

BIDDERS NEED NOT RETURN THE ENTIRE PROPOSAL
(See instructions inside front cover)

NOTICE TO PROSPECTIVE BIDDERS

This proposal can be used for bidding purposes by only those companies that request and receive written AUTHORIZATION TO BID from IDOT's Central Bureau of Construction.

(SEE INSTRUCTIONS ON THE INSIDE OF COVER)

**Notice to Bidders,
Specifications,
Proposal, Contract
and Contract Bond**



**Illinois Department
of Transportation**

Springfield, Illinois 62764

Contract No. 76830
MADISON-ST CLAIR Counties
Section 60-(30,31,128)-1
Route FAP 600
Project ACNHF-0600(060)
District 8 Construction Funds

PLEASE MARK THE APPROPRIATE BOX BELOW:

- A Bid Bond is included.
- A Cashier's Check or a Certified Check is included

Prepared by

Checked by

F

(Printed by authority of the State of Illinois)

INSTRUCTIONS

ABOUT IDOT PROPOSALS: All proposals issued by IDOT are potential bidding proposals. Each proposal contains all Certifications and Affidavits, a Proposal Signature Sheet and a Proposal Bid Bond required for Prime Contractors to submit a bid after written **Authorization to Bid** has been issued by IDOT's Central Bureau of Construction. In addition, this proposal contains new statutory requirements applicable to the use of subcontractors and, in particular, includes the State Required Ethical Standards Governing Subcontractors to be signed and incorporated into all subcontracts.

WHO CAN BID?: Bids will be accepted from only those companies that request and receive written **Authorization to Bid** from IDOT's Central Bureau of Construction. To request authorization, a potential bidder must complete and submit Part B of the Request for Authorization to Bid/or Not For Bid Status form (BDE 124 INT) and submit an original Affidavit of Availability (BC 57).

WHAT CONSTITUTES WRITTEN AUTHORIZATION TO BID?: When a prospective prime bidder submits a "**Authorization to Bid or Not for Bid**" form, he/she must indicate at that time which items are being requested For Bidding purposes. Only those items requested For Bidding will be analyzed. After the request has been analyzed, the bidder will be issued a **Authorization to Bid or Not for Bid Report**, approved by the Central Bureau of Construction, that indicates which items have been approved For Bidding. If **Authorization to Bid** cannot be approved, the **Authorization to Bid or Not for Bid Report** will indicate the reason for denial. If a contractor has requested to bid but has not received a **Authorization to Bid or Not for Bid Report**, they should contact the Central Bureau of Construction in advance of the letting date.

WHAT MUST BE INCLUDED WHEN BIDS ARE SUBMITTED?: Bidders need not return the entire proposal when bids are submitted. That portion of the proposal that must be returned includes the following:

1. All documents from the Proposal Cover Sheet through the Proposal Bid Bond
2. Other special documentation and/or information that may be required by the contract special provisions

All proposal documents, including Proposal Guaranty Checks or Proposal Bid Bonds, should be stapled together to prevent loss when bids are processed by IDOT personnel.

ABOUT SUBMITTING BIDS: It is recommended that bidders deliver bids in person to insure they arrive at the proper location prior to the time specified for the receipt of bids. Any bid received at the place of letting after the time specified will not be accepted.

WHO SHOULD BE CALLED IF ASSISTANCE IS NEEDED?

Questions Regarding	Call
Prequalification and/or Authorization to Bid	217/782-3413
Preparation and submittal of bids	217/782-7806

RETURN WITH BID



PROPOSAL

TO THE DEPARTMENT OF TRANSPORTATION

1. Proposal of _____

Taxpayer Identification Number (Mandatory) _____

for the improvement identified and advertised for bids in the Invitation for Bids as:

**Contract No. 76830
MADISON-ST CLAIR Counties
Section 60-(30,31,128)-1
Project ACNHF-0600(060)
Route FAP 600
District 8 Construction Funds**

1.02 miles of pavement widening to provide 4 through lanes (and a left turn lane) on IL 159 from South Morrison to Church Street in Collinsville.

2. The undersigned bidder will furnish all labor, material and equipment to complete the above described project in a good and workmanlike manner as provided in the contract documents provided by the Department of Transportation. This proposal will become part of the contract and the terms and conditions contained in the contract documents shall govern performance and payments.

RETURN WITH BID

3. **ASSURANCE OF EXAMINATION AND INSPECTION/WAIVER.** The undersigned further declares that he/she has carefully examined the proposal, plans, specifications, addenda form of contract and contract bond, and special provisions, and that he/she has inspected in detail the site of the proposed work, and that he/she has familiarized themselves with all of the local conditions affecting the contract and the detailed requirements of construction, and understands that in making this proposal he/she waives all right to plead any misunderstanding regarding the same.

4. **EXECUTION OF CONTRACT AND CONTRACT BOND.** The undersigned further agrees to execute a contract for this work and present the same to the department within fifteen (15) days after the contract has been mailed to him/her. The undersigned further agrees that he/she and his/her surety will execute and present within fifteen (15) days after the contract has been mailed to him/her contract bond satisfactory to and in the form prescribed by the Department of Transportation, in the penal sum of the full amount of the contract, guaranteeing the faithful performance of the work in accordance with the terms of the contract.

5. **PROPOSAL GUARANTY.** Accompanying this proposal is either a bid bond on the department form, executed by a corporate surety company satisfactory to the department, or a proposal guaranty check consisting of a bank cashier's check or a properly certified check for not less than 5 per cent of the amount bid or for the amount specified in the following schedule:

<u>Amount of Bid</u>		<u>Proposal Guaranty</u>	<u>Amount of Bid</u>		<u>Proposal Guaranty</u>	
Up to	\$5,000	\$150	\$2,000,000	to	\$3,000,000	\$100,000
\$5,000	to \$10,000	\$300	\$3,000,000	to	\$5,000,000	\$150,000
\$10,000	to \$50,000	\$1,000	\$5,000,000	to	\$7,500,000	\$250,000
\$50,000	to \$100,000	\$3,000	\$7,500,000	to	\$10,000,000	\$400,000
\$100,000	to \$150,000	\$5,000	\$10,000,000	to	\$15,000,000	\$500,000
\$150,000	to \$250,000	\$7,500	\$15,000,000	to	\$20,000,000	\$600,000
\$250,000	to \$500,000	\$12,500	\$20,000,000	to	\$25,000,000	\$700,000
\$500,000	to \$1,000,000	\$25,000	\$25,000,000	to	\$30,000,000	\$800,000
\$1,000,000	to \$1,500,000	\$50,000	\$30,000,000	to	\$35,000,000	\$900,000
\$1,500,000	to \$2,000,000	\$75,000	over		\$35,000,000	\$1,000,000

Bank cashier's checks or properly certified checks accompanying proposals shall be made payable to the Treasurer, State of Illinois, when the state is awarding authority; the county treasurer, when a county is the awarding authority; or the city, village, or town treasurer, when a city, village, or town is the awarding authority.

If a combination bid is submitted, the proposal guaranties which accompany the individual proposals making up the combination will be considered as also covering the combination bid.

The amount of the proposal guaranty check is _____ \$(_____). If this proposal is accepted and the undersigned shall fail to execute a contract bond as required herein, it is hereby agreed that the amount of the proposal guaranty shall become the property of the State of Illinois, and shall be considered as payment of damages due to delay and other causes suffered by the State because of the failure to execute said contract and contract bond; otherwise, the bid bond shall become void or the proposal guaranty check shall be returned to the undersigned.

Attach Cashier's Check or Certified Check Here	
In the event that one proposal guaranty check is intended to cover two or more proposals, the amount must be equal to the sum of the proposal guaranties which would be required for each individual proposal. If the guaranty check is placed in another proposal, state below where it may be found.	
The proposal guaranty check will be found in the proposal for:	Item _____
	Section No. _____
	County _____

Mark the proposal cover sheet as to the type of proposal guaranty submitted.

RETURN WITH BID

6. **COMBINATION BIDS.** The undersigned further agrees that if awarded the contract for the sections contained in the following combination, he/she will perform the work in accordance with the requirements of each individual proposal comprising the combination bid specified in the schedule below, and that the combination bid shall be prorated against each section in proportion to the bid submitted for the same. If an error is found to exist in the gross sum bid for one or more of the individual sections included in a combination, the combination bid shall be corrected as provided in the specifications.

When a combination bid is submitted, the schedule below must be completed in each proposal comprising the combination.

If alternate bids are submitted for one or more of the sections comprising the combination, a combination bid must be submitted for each alternate.

Schedule of Combination Bids

Combination No.	Sections Included in Combination	Combination Bid	
		Dollars	Cents

7. **SCHEDULE OF PRICES.** The undersigned bidder submits herewith, in accordance with the rules and instructions, a schedule of prices for the items of work for which bids are sought. The unit prices bid are in U.S. dollars and cents, and all extensions and summations have been made. The bidder understands that the quantities appearing in the bid schedule are approximate and are provided for the purpose of obtaining a gross sum for the comparison of bids. If there is an error in the extension of the unit prices, the unit prices shall govern. Payment to the contractor awarded the contract will be made only for actual quantities of work performed and accepted or materials furnished according to the contract. The scheduled quantities of work to be done and materials to be furnished may be increased, decreased or omitted as provided elsewhere in the contract.
8. **AUTHORITY TO DO BUSINESS IN ILLINOIS.** Section 20-43 of the Illinois Procurement Code (30 ILCS 500/20-43) provides that a person (other than an individual acting as a sole proprietor) must be a legal entity authorized to do business in the State of Illinois prior to submitting the bid.

ILLINOIS DEPARTMENT OF TRANSPORTATION
 SCHEDULE OF PRICES
 CONTRACT
 NUMBER - 76830

State Job # - C-98-086-09
 PPS NBR - 8-82159-0314
 County Name - MADISON- ST CLAIR-
 Code - 119 - 163 -
 District - 8 - 8 -
 Section Number - 60-(30,31,128)-1

Project Number
 ACNHF-0600/060/

Route
 FAP 600

Item Number	Pay Item Description	Unit of Measure	Quantity	x	Unit Price	=	Total Price
A2001720	T-ACER SACR 2-1/2	EACH	13.000				
A2006920	T-QUERCUS PALUS 2-1/2	EACH	6.000				
A2007120	T-QUERCUS RUBRA 2-1/2	EACH	3.000				
B2001116	T-CERCIS CAN TF 2	EACH	33.000				
B2005016	T-MALUS SND TF 2	EACH	21.000				
D2012204	E-PINUS STROBUS 3	EACH	4.000				
XX004018	REM & RELAY BRCK SDWK	SQ FT	35.000				
XZ137300	TEMP SHORING	L SUM	1.000				
X0320591	SAN MAN REMOVED	EACH	2.000				
X0321556	SANITARY MANHOLE ADJ	EACH	11.000				
X0322923	SEGMENT CONC BLK WALL	SQ FT	163.000				
X0323988	TEMP SOIL RETEN SYSTM	SQ FT	262.000				
X0324455	DRILL/SET SOLD P SOIL	CU FT	18,746.000				
X0324896	PED SH P LED 2F 2S BM	EACH	3.000				
X0325445	ROW/PROPERTY CORNERS	EACH	178.000				

ILLINOIS DEPARTMENT OF TRANSPORTATION
 SCHEDULE OF PRICES
 CONTRACT
 NUMBER - 76830

State Job # - C-98-086-09
 PPS NBR - 8-82159-0314
 County Name - MADISON- ST CLAIR-
 Code - 119 - 163 -
 District - 8 - 8 -
 Section Number - 60-(30,31,128)-1

Project Number
 ACNHF-0600/060/

Route
 FAP 600

Item Number	Pay Item Description	Unit of Measure	Quantity	x	Unit Price	=	Total Price
X0325733	TEMP ASPHALT WEDGE	SQ YD	380.000				
X0326820	INLETS SPL TE 4X4	EACH	13.000				
X0326821	INLETS SPL TE 4X5	EACH	8.000				
X0326822	INLETS SPL TE 4X6	EACH	4.000				
X0326823	INLETS SPL TE DBL 4X4	EACH	1.000				
X0326824	WATER MAIN ABANDON 4	FOOT	2,936.000				
X0326825	WATER MAIN ABANDON 6	FOOT	2,803.000				
X0326826	WATER MAIN ABANDON 8	FOOT	2,095.000				
X0326827	WATER METER ASSMBLY 1	EACH	80.000				
X0326828	WATER METER ASSMBLY 2	EACH	1.000				
X0326855	WATER METER REMOVED	EACH	5.000				
X0326859	PAVT IMPRINTING	SQ YD	656.000				
X0487700	SAN SEW REMOV 10	FOOT	45.000				
X0504200	CONCRETE HEADWALL	EACH	3.000				
X0539700	TREE FRAME AND GRATE	EACH	2.000				

ILLINOIS DEPARTMENT OF TRANSPORTATION
 SCHEDULE OF PRICES
 CONTRACT
 NUMBER -

76830

State Job # - C-98-086-09
 PPS NBR - 8-82159-0314
 County Name - MADISON- ST CLAIR-
 Code - 119 - 163 -
 District - 8 - 8 -
 Section Number - 60-(30,31,128)-1

Project Number
 ACNHF-0600/060/

Route
 FAP 600

Item Number	Pay Item Description	Unit of Measure	Quantity	x	Unit Price	=	Total Price
X0840000	SAN SEW REMOV 8	FOOT	451.000				
X5640150	FIRE HYDNT ASSY COMP	EACH	19.000				
X6065701	CONC MED TSM4.06	SQ FT	25.000				
X8730027	ELCBL C GROUND 6 1C	FOOT	865.000				
Z0012450	CONCRETE STEPS	CU YD	14.500				
Z0013798	CONSTRUCTION LAYOUT	L SUM	1.000				
Z0030240	IMP ATTN TEMP NRD TL2	EACH	4.000				
Z0056900	SAN SEW 8	FOOT	455.000				
Z0057000	SAN SEW 10	FOOT	45.000				
Z0067500	STEEL CASINGS 16	FOOT	21.000				
Z0073500	TEMP SUPPORT SYSTEM	L SUM	1.000				
Z0076600	TRAINEES	HOUR	1,000.000		0.800		800.000
20100110	TREE REMOV 6-15	UNIT	2,074.000				
20100210	TREE REMOV OVER 15	UNIT	2,048.000				
20200100	EARTH EXCAVATION	CU YD	37,949.000				

ILLINOIS DEPARTMENT OF TRANSPORTATION
 SCHEDULE OF PRICES
 CONTRACT
 NUMBER - 76830

State Job # - C-98-086-09
 PPS NBR - 8-82159-0314
 County Name - MADISON- ST CLAIR-
 Code - 119 - 163 -
 District - 8 - 8 -
 Section Number - 60-(30,31,128)-1

Project Number
 ACNHF-0600/060/

Route
 FAP 600

Item Number	Pay Item Description	Unit of Measure	Quantity	x	Unit Price	=	Total Price
20800150	TRENCH BACKFILL	CU YD	12,402.000				
25000115	SEEDING CL 1B	ACRE	6.000				
25000400	NITROGEN FERT NUTR	POUND	567.000				
25000500	PHOSPHORUS FERT NUTR	POUND	567.000				
25000600	POTASSIUM FERT NUTR	POUND	567.000				
25100105	MULCH METHOD 1	ACRE	6.000				
25100630	EROSION CONTR BLANKET	SQ YD	7,183.000				
28000250	TEMP EROS CONTR SEED	POUND	950.000				
28000315	AGG DITCH CHECKS	TON	192.000				
28000400	PERIMETER EROS BAR	FOOT	2,191.000				
28000500	INLET & PIPE PROTECT	EACH	130.000				
28100105	STONE RIPRAP CL A3	SQ YD	81.000				
28100107	STONE RIPRAP CL A4	SQ YD	778.000				
28100109	STONE RIPRAP CL A5	SQ YD	143.000				
28200200	FILTER FABRIC	SQ YD	1,065.000				

ILLINOIS DEPARTMENT OF TRANSPORTATION
 SCHEDULE OF PRICES
 CONTRACT
 NUMBER - 76830

State Job # - C-98-086-09
 PPS NBR - 8-82159-0314
 County Name - MADISON- ST CLAIR-
 Code - 119 - 163 -
 District - 8 - 8 -
 Section Number - 60-(30,31,128)-1

Project Number
 ACNHF-0600/060/

Route
 FAP 600

Item Number	Pay Item Description	Unit of Measure	Quantity	x	Unit Price	=	Total Price
31200500	STAB SUBBASE HMA 4	SQ YD	7,395.000				
35101800	AGG BASE CSE B 6	SQ YD	706.000				
35102000	AGG BASE CSE B 8	SQ YD	14,227.000				
35102400	AGG BASE CSE B 12	SQ YD	17,598.000				
35300610	PCC BSE CSE 11 1/2	SQ YD	127.000				
40200800	AGG SURF CSE B	TON	257.000				
40201000	AGGREGATE-TEMP ACCESS	TON	5,107.000				
40600200	BIT MATLS PR CT	TON	13.500				
40600300	AGG PR CT	TON	86.400				
40600990	TEMPORARY RAMP	SQ YD	393.000				
40603090	HMA BC IL-19.0 N90	TON	13,248.000				
40603345	HMA SC "D" N90	TON	195.000				
40603570	P HMA SC "E" N90	TON	5,579.000				
40800020	BIT MATLS PR CT	TON	4.000				
40800030	AGG PR CT	TON	6.400				

ILLINOIS DEPARTMENT OF TRANSPORTATION
 SCHEDULE OF PRICES
 CONTRACT
 NUMBER - 76830

State Job # - C-98-086-09
 PPS NBR - 8-82159-0314
 County Name - MADISON- ST CLAIR-
 Code - 119 - 163 -
 District - 8 - 8 -
 Section Number - 60-(30,31,128)-1

Project Number
 ACNHF-0600/060/

Route
 FAP 600

Item Number	Pay Item Description	Unit of Measure	Quantity	x	Unit Price	=	Total Price
40800050	INCIDENTAL HMA SURF	TON	454.000				
42300200	PCC DRIVEWAY PAVT 6	SQ YD	588.000				
42300400	PCC DRIVEWAY PAVT 8	SQ YD	1,350.000				
42400100	PC CONC SIDEWALK 4	SQ FT	44,229.000				
42400420	PC CONC SIDEWALK 4 SP	SQ FT	426.000				
42400800	DETECTABLE WARNINGS	SQ FT	946.000				
44000100	PAVEMENT REM	SQ YD	12,921.000				
44000198	HMA SURF REM VAR DP	SQ YD	13,824.000				
44000200	DRIVE PAVEMENT REM	SQ YD	10,421.000				
44000400	GUTTER REM	FOOT	3,956.000				
44000500	COMB CURB GUTTER REM	FOOT	3,197.000				
44000600	SIDEWALK REM	SQ FT	13,412.000				
44003100	MEDIAN REMOVAL	SQ FT	91.000				
44004000	PAVED DITCH REMOVAL	FOOT	520.000				
44004250	PAVED SHLD REMOVAL	SQ YD	2,413.000				

ILLINOIS DEPARTMENT OF TRANSPORTATION
 SCHEDULE OF PRICES
 CONTRACT
 NUMBER - 76830

State Job # - C-98-086-09
 PPS NBR - 8-82159-0314
 County Name - MADISON- ST CLAIR-
 Code - 119 - 163 -
 District - 8 - 8 -
 Section Number - 60-(30,31,128)-1

Project Number
 ACNHF-0600/060/

Route
 FAP 600

Item Number	Pay Item Description	Unit of Measure	Quantity	x	Unit Price	=	Total Price
44200202	PAVT PATCH T2 17	SQ YD	649.000				
44200204	PAVT PATCH T3 17	SQ YD	144.000				
44200206	PAVT PATCH T4 17	SQ YD	92.000				
44300200	STRIP REF CR CON TR	FOOT	14,534.000				
50100100	REM EXIST STRUCT	EACH	1.000				
50105210	REM EXIST CULVERTS	FOOT	130.000				
50200100	STRUCTURE EXCAVATION	CU YD	330.000				
50300100	FLOOR DRAINS	EACH	15.000				
50300225	CONC STRUCT	CU YD	194.700				
50300300	PROTECTIVE COAT	SQ YD	43.000				
50500505	STUD SHEAR CONNECTORS	EACH	1,018.000				
50700209	UNTREATED TIMBER LAG	SQ FT	1,738.000				
50800205	REINF BARS, EPOXY CTD	POUND	98,347.000				
50800515	BAR SPLICERS	EACH	106.000				
50900200	STEEL RAIL TYPE 2399	FOOT	171.000				

ILLINOIS DEPARTMENT OF TRANSPORTATION
 SCHEDULE OF PRICES
 CONTRACT
 NUMBER - 76830

State Job # - C-98-086-09
 PPS NBR - 8-82159-0314
 County Name - MADISON- ST CLAIR-
 Code - 119 - 163 -
 District - 8 - 8 -
 Section Number - 60-(30,31,128)-1

Project Number
 ACNHF-0600/060/

Route
 FAP 600

Item Number	Pay Item Description	Unit of Measure	Quantity	x	Unit Price	=	Total Price
50901750	PARAPET RAILING	FOOT	350.000				
50901760	PIPE HANDRAIL	FOOT	185.000				
51202220	FUR SOLDIER PILES BU	FOOT	122.000				
51202230	FUR SOLDIER PILES WS	FOOT	2,433.000				
51500100	NAME PLATES	EACH	1.000				
54001001	BOX CUL END SEC C1	EACH	1.000				
54001002	BOX CUL END SEC C2	EACH	1.000				
54001003	BOX CUL END SEC C3	EACH	1.000				
54003000	CONC BOX CUL	CU YD	270.600				
54010202	PCBC 2X2	FOOT	71.000				
54010302	PCBC 3X2	FOOT	365.000				
54010402	PCBC 4X2	FOOT	676.000				
54010403	PCBC 4X3	FOOT	412.000				
54010505	PCBC 5X5	FOOT	142.000				
54213657	PRC FLAR END SEC 12	EACH	8.000				

ILLINOIS DEPARTMENT OF TRANSPORTATION
 SCHEDULE OF PRICES
 CONTRACT
 NUMBER - 76830

State Job # - C-98-086-09
 PPS NBR - 8-82159-0314
 County Name - MADISON- ST CLAIR-
 Code - 119 - 163 -
 District - 8 - 8 -
 Section Number - 60-(30,31,128)-1

Project Number
 ACNHF-0600/060/

Route
 FAP 600

Item Number	Pay Item Description	Unit of Measure	Quantity	x	Unit Price	=	Total Price
54213669	PRC FLAR END SEC 24	EACH	2.000				
54213681	PRC FLAR END SEC 36	EACH	1.000				
54213693	PRC FLAR END SEC 48	EACH	1.000				
5423C024	P CUL CL C 3 24 TEMP	FOOT	55.000				
54247130	GRATING-C FL END S 24	EACH	2.000				
54247170	GRATING-C FL END S 36	EACH	1.000				
54247190	GRATING-C FL END S 48	EACH	1.000				
550A0050	STORM SEW CL A 1 12	FOOT	1,078.000				
550A0070	STORM SEW CL A 1 15	FOOT	286.000				
550A0090	STORM SEW CL A 1 18	FOOT	319.000				
550A0120	STORM SEW CL A 1 24	FOOT	270.000				
550A0160	STORM SEW CL A 1 36	FOOT	126.000				
550A0340	STORM SEW CL A 2 12	FOOT	3,597.000				
550A0360	STORM SEW CL A 2 15	FOOT	786.000				
550A0380	STORM SEW CL A 2 18	FOOT	272.000				

ILLINOIS DEPARTMENT OF TRANSPORTATION
 SCHEDULE OF PRICES
 CONTRACT
 NUMBER - 76830

State Job # - C-98-086-09
 PPS NBR - 8-82159-0314
 County Name - MADISON- ST CLAIR-
 Code - 119 - 163 -
 District - 8 - 8 -
 Section Number - 60-(30,31,128)-1

Project Number
 ACNHF-0600/060/

Route
 FAP 600

Item Number	Pay Item Description	Unit of Measure	Quantity	x	Unit Price	=	Total Price
550A0450	STORM SEW CL A 2 36	FOOT	134.000				
550A0480	STORM SEW CL A 2 48	FOOT	247.000				
550A0640	STORM SEW CL A 3 12	FOOT	60.000				
550A0710	STORM SEW CL A 3 24	FOOT	240.000				
550A0780	STORM SEW CL A 3 48	FOOT	139.000				
550A4800	SS CL A 2 EQRS 18	FOOT	141.000				
550A4900	SS CL A 2 EQRS 24	FOOT	336.000				
550A5100	SS CL A 2 EQRS 30	FOOT	129.000				
55100200	STORM SEWER REM 6	FOOT	88.000				
55100300	STORM SEWER REM 8	FOOT	59.000				
55100400	STORM SEWER REM 10	FOOT	90.000				
55100500	STORM SEWER REM 12	FOOT	795.000				
55100700	STORM SEWER REM 15	FOOT	182.000				
55100900	STORM SEWER REM 18	FOOT	125.000				
55101200	STORM SEWER REM 24	FOOT	639.000				

ILLINOIS DEPARTMENT OF TRANSPORTATION
 SCHEDULE OF PRICES
 CONTRACT
 NUMBER - 76830

State Job # - C-98-086-09
 PPS NBR - 8-82159-0314
 County Name - MADISON- ST CLAIR-
 Code - 119 - 163 -
 District - 8 - 8 -
 Section Number - 60-(30,31,128)-1

Project Number
 ACNHF-0600/060/

Route
 FAP 600

Item Number	Pay Item Description	Unit of Measure	Quantity	x	Unit Price	=	Total Price
55101400	STORM SEWER REM 30	FOOT	83.000				
55101600	STORM SEWER REM 36	FOOT	182.000				
55101800	STORM SEWER REM 42	FOOT	43.000				
55101900	STORM SEWER REM 48	FOOT	89.000				
55102100	STORM SEWER REM 60	FOOT	101.000				
56100500	WATER MAIN 4	FOOT	92.000				
56100600	WATER MAIN 6	FOOT	1,219.000				
56100700	WATER MAIN 8	FOOT	5,299.000				
56200300	WATER SERV LINE 1	FOOT	2,618.000				
56200700	WATER SERV LINE 2	FOOT	955.000				
56300100	ADJ SAN SEWER 8 LESS	FOOT	10.000				
56400500	FIRE HYDNITS TO BE REM	EACH	7.000				
59100100	GEOCOMPOSITE WALL DR	SQ YD	119.000				
60109580	P UNDR FOR STRUCT 4	FOOT	435.000				
60218400	MAN TA 4 DIA T1F CL	EACH	37.000				

ILLINOIS DEPARTMENT OF TRANSPORTATION
 SCHEDULE OF PRICES
 CONTRACT
 NUMBER - 76830

State Job # - C-98-086-09
 PPS NBR - 8-82159-0314
 County Name - MADISON- ST CLAIR-
 Code - 119 - 163 -
 District - 8 - 8 -
 Section Number - 60-(30,31,128)-1

Project Number
 ACNHF-0600/060/

Route
 FAP 600

Item Number	Pay Item Description	Unit of Measure	Quantity	x	Unit Price	=	Total Price
60218500	MAN TA 4 DIA T3F&G	EACH	1.000				
60221100	MAN TA 5 DIA T1F CL	EACH	10.000				
60221200	MAN TA 5 DIA T3F&G	EACH	2.000				
60223700	MAN TA 6 DIA T1F OL	EACH	2.000				
60223800	MAN TA 6 DIA T1F CL	EACH	16.000				
60228110	MAN SAN 4 DIA T1F CL	EACH	2.000				
60234200	INLETS TA T1F OL	EACH	11.000				
60235700	INLETS TA T3F&G	EACH	56.000				
60235800	INLETS TA T4F&G	EACH	2.000				
60240210	INLETS TB T1F OL	EACH	1.000				
60240220	INLETS TB T3F&G	EACH	18.000				
60240303	INLETS TB T9F&G	EACH	8.000				
60260050	SAN MAN RECONST	EACH	3.000				
60500040	REMOV MANHOLES	EACH	4.000				
60500060	REMOV INLETS	EACH	22.000				

ILLINOIS DEPARTMENT OF TRANSPORTATION
 SCHEDULE OF PRICES
 CONTRACT
 NUMBER - 76830

State Job # - C-98-086-09
 PPS NBR - 8-82159-0314
 County Name - MADISON- ST CLAIR-
 Code - 119 - 163 -
 District - 8 - 8 -
 Section Number - 60-(30,31,128)-1

Project Number
 ACNHF-0600/060/

Route
 FAP 600

Item Number	Pay Item Description	Unit of Measure	Quantity	x	Unit Price	=	Total Price
60600605	CONC CURB TB	FOOT	1,418.000				
60602400	CONC GUTTER SPL	FOOT	61.000				
60602500	CONC GUTTER TA	FOOT	232.000				
60603500	COMB CC&G TB6.06	FOOT	775.000				
60605000	COMB CC&G TB6.24	FOOT	12,887.000				
60608521	COMB CC&G TM2.24	FOOT	665.000				
60618300	CONC MEDIAN SURF 4	SQ FT	40.000				
63000001	SPBGR TY A 6FT POSTS	FOOT	262.500				
63000003	SPBGR TY A 9FT POSTS	FOOT	412.500				
63000025	SPBGR ATTACH TO STR	FOOT	25.000				
63100045	TRAF BAR TERM T2	EACH	3.000				
63100087	TRAF BAR TERM T6A	EACH	3.000				
63100167	TR BAR TRM T1 SPL TAN	EACH	7.000				
63200310	GUARDRAIL REMOV	FOOT	1,388.000				
66400305	CH LK FENCE 6	FOOT	347.000				

ILLINOIS DEPARTMENT OF TRANSPORTATION
 SCHEDULE OF PRICES
 CONTRACT
 NUMBER - 76830

State Job # - C-98-086-09
 PPS NBR - 8-82159-0314
 County Name - MADISON- ST CLAIR-
 Code - 119 - 163 -
 District - 8 - 8 -
 Section Number - 60-(30,31,128)-1

Project Number
 ACNHF-0600/060/

Route
 FAP 600

Item Number	Pay Item Description	Unit of Measure	Quantity	x	Unit Price	=	Total Price
66402700	CH LK GATE 6X4 SINGL	EACH	1.000				
66700205	PERM SURV MKRS T1	EACH	51.000				
66900105	UNDERGR STOR TANK REM	EACH	1.000				
66900200	NON SPL WASTE DISPOSL	CU YD	364.000				
66900450	SPL WASTE PLNS/REPORT	L SUM	1.000				
66900530	SOIL DISPOSAL ANALY	EACH	1.000				
67000400	ENGR FIELD OFFICE A	CAL MO	24.000				
67100100	MOBILIZATION	L SUM	1.000				
70100450	TRAF CONT-PROT 701201	L SUM	1.000				
70100460	TRAF CONT-PROT 701306	L SUM	1.000				
70100500	TRAF CONT-PROT 701326	L SUM	1.000				
70100600	TRAF CONT-PROT 701336	L SUM	1.000				
70101800	TRAF CONT & PROT SPL	L SUM	1.000				
70102620	TR CONT & PROT 701501	L SUM	1.000				
70102622	TR CONT & PROT 701502	L SUM	1.000				

ILLINOIS DEPARTMENT OF TRANSPORTATION
 SCHEDULE OF PRICES
 CONTRACT
 NUMBER - 76830

State Job # - C-98-086-09
 PPS NBR - 8-82159-0314
 County Name - MADISON- ST CLAIR-
 Code - 119 - 163 -
 District - 8 - 8 -
 Section Number - 60-(30,31,128)-1

Project Number
 ACNHF-0600/060/

Route
 FAP 600

Item Number	Pay Item Description	Unit of Measure	Quantity	x	Unit Price	=	Total Price
70102632	TR CONT & PROT 701602	L SUM	1.000				
70102635	TR CONT & PROT 701701	L SUM	1.000				
70102640	TR CONT & PROT 701801	L SUM	1.000				
70103815	TR CONT SURVEILLANCE	CAL DA	200.000				
70300100	SHORT-TERM PAVT MKING	FOOT	8,000.000				
70300210	TEMP PVT MK LTR & SYM	SQ FT	890.000				
70300220	TEMP PVT MK LINE 4	FOOT	74,562.000				
70300260	TEMP PVT MK LINE 12	FOOT	784.000				
70301000	WORK ZONE PAVT MK REM	SQ FT	5,181.000				
70400100	TEMP CONC BARRIER	FOOT	560.000				
70400200	REL TEMP CONC BARRIER	FOOT	240.000				
72000100	SIGN PANEL T1	SQ FT	402.000				
72400100	REMOV SIN PAN ASSY TA	EACH	32.000				
72400200	REMOV SIN PAN ASSY TB	EACH	3.000				
72400310	REMOV SIGN PANEL T1	SQ FT	13.000				

ILLINOIS DEPARTMENT OF TRANSPORTATION
 SCHEDULE OF PRICES
 CONTRACT
 NUMBER - 76830

State Job # - C-98-086-09
 PPS NBR - 8-82159-0314
 County Name - MADISON- ST CLAIR-
 Code - 119 - 163 -
 District - 8 - 8 -
 Section Number - 60-(30,31,128)-1

Project Number
 ACNHF-0600/060/

Route
 FAP 600

Item Number	Pay Item Description	Unit of Measure	Quantity	x	Unit Price	=	Total Price
72800100	TELES STL SIN SUPPORT	FOOT	776.000				
72900100	METAL POST TY A	FOOT	136.000				
78000100	THPL PVT MK LTR & SYM	SQ FT	706.000				
78000200	THPL PVT MK LINE 4	FOOT	22,173.000				
78000400	THPL PVT MK LINE 6	FOOT	1,542.000				
78000500	THPL PVT MK LINE 8	FOOT	151.000				
78000600	THPL PVT MK LINE 12	FOOT	1,018.000				
78000650	THPL PVT MK LINE 24	FOOT	121.000				
78001100	PT PVT MK LTRS & SYMB	SQ FT	59.000				
78001110	PAINT PVT MK LINE 4	FOOT	1,536.000				
78001150	PAINT PVT MK LINE 12	FOOT	179.000				
78100100	RAISED REFL PAVT MKR	EACH	370.000				
78200410	GUARDRAIL MKR TYPE A	EACH	24.000				
78201000	TERMINAL MARKER - DA	EACH	7.000				
78300100	PAVT MARKING REMOVAL	SQ FT	6,665.000				

ILLINOIS DEPARTMENT OF TRANSPORTATION
 SCHEDULE OF PRICES
 CONTRACT
 NUMBER -

76830

State Job # - C-98-086-09
 PPS NBR - 8-82159-0314
 County Name - MADISON- ST CLAIR-
 Code - 119 - 163 -
 District - 8 - 8 -
 Section Number - 60-(30,31,128)-1

Project Number
 ACNHF-0600/060/

Route
 FAP 600

Item Number	Pay Item Description	Unit of Measure	Quantity	x	Unit Price	=	Total Price
78300200	RAISED REF PVT MK REM	EACH	370.000				
80300100	LOCATE UNDERGR CABLE	FOOT	320.000				
80500100	SERV INSTALL TY A	EACH	2.000				
81012300	CON T 1 PVC	FOOT	156.000				
81012500	CON T 1 1/2 PVC	FOOT	63.000				
81012600	CON T 2 PVC	FOOT	62.000				
81012800	CON T 3 PVC	FOOT	60.000				
81013000	CON T 4 PVC	FOOT	30.000				
81018400	CON P 1 1/2 GALVS	FOOT	75.000				
81018700	CON P 3 GALVS	FOOT	137.000				
81018900	CON P 4 GALVS	FOOT	80.000				
81400700	HANDHOLE PCC	EACH	5.000				
81400720	DBL HANDHOLE PCC	EACH	1.000				
81900200	TR & BKFIL F ELECT WK	FOOT	281.000				
85700100	FAC T3 CAB	EACH	1.000				

ILLINOIS DEPARTMENT OF TRANSPORTATION
 SCHEDULE OF PRICES
 CONTRACT
 NUMBER - 76830

State Job # - C-98-086-09
 PPS NBR - 8-82159-0314
 County Name - MADISON- ST CLAIR-
 Code - 119 - 163 -
 District - 8 - 8 -
 Section Number - 60-(30,31,128)-1

Project Number
 ACNHF-0600/060/

Route
 FAP 600

Item Number	Pay Item Description	Unit of Measure	Quantity	x	Unit Price	=	Total Price
85700200	FAC T4 CAB	EACH	1.000				
85900100	TRANSCEIVER	EACH	1.000				
87301215	ELCBL C SIGNAL 14 2C	FOOT	1,515.000				
87301225	ELCBL C SIGNAL 14 3C	FOOT	1,530.000				
87301245	ELCBL C SIGNAL 14 5C	FOOT	2,575.000				
87301255	ELCBL C SIGNAL 14 7C	FOOT	1,725.000				
87301305	ELCBL C LEAD 14 1PR	FOOT	1,375.000				
87301805	ELCBL C SERV 6 2C	FOOT	110.000				
87502680	TS POST A 14	EACH	1.000				
87700200	S MAA & P 32	EACH	2.000				
87700250	S MAA & P 42	EACH	1.000				
87700280	S MAA & P 48	EACH	2.000				
87700300	S MAA & P 52	EACH	1.000				
87800100	CONC FDN TY A	FOOT	3.000				
87800200	CONC FDN TY D	FOOT	3.000				

ILLINOIS DEPARTMENT OF TRANSPORTATION
 SCHEDULE OF PRICES
 CONTRACT
 NUMBER - 76830

State Job # - C-98-086-09
 PPS NBR - 8-82159-0314
 County Name - MADISON- ST CLAIR-
 Code - 119 - 163 -
 District - 8 - 8 -
 Section Number - 60-(30,31,128)-1

Project Number
 ACNHF-0600/060/

Route
 FAP 600

Item Number	Pay Item Description	Unit of Measure	Quantity	x	Unit Price	=	Total Price
87800415	CONC FDN TY E 36D	FOOT	76.000				
88040070	SH P LED 1F 3S BM	EACH	2.000				
88040090	SH P LED 1F 3S MAM	EACH	10.000				
88040160	SH P LED 1F 5S MAM	EACH	4.000				
88040260	SH P LED 2F 1-3 1-5BM	EACH	4.000				
88102820	PED SH P LED 1F 2S BM	EACH	4.000				
88200300	TS BACKPLATE PLASTIC	EACH	14.000				
88500100	INDUCTIVE LOOP DETECT	EACH	10.000				
88600100	DET LOOP T1	FOOT	1,800.000				
88600600	DET LOOP REPL	FOOT	475.000				
88800100	PED PUSH-BUTTON	EACH	10.000				
89000100	TEMP TR SIG INSTALL	EACH	1.000				
89502350	REM & RE ELCBL FR CON	FOOT	100.000				
89502375	REMOV EX TS EQUIP	EACH	1.000				
89502380	REMOV EX HANDHOLE	EACH	3.000				

ILLINOIS DEPARTMENT OF TRANSPORTATION
 SCHEDULE OF PRICES
 CONTRACT
 NUMBER - 76830

State Job # - C-98-086-09
 PPS NBR - 8-82159-0314
 County Name - MADISON- ST CLAIR-
 Code - 119 - 163 -
 District - 8 - 8 -
 Section Number - 60-(30,31,128)-1

Project Number
 ACNHF-0600/060/

Route
 FAP 600

Item Number	Pay Item Description	Unit of Measure	Quantity	x	Unit Price	=	Total Price
89502385	REMOV EX CONC FDN	EACH	9.000				

CONTRACT NUMBER 76830

THIS IS THE TOTAL BID \$ _____

NOTES:

1. Each PAY ITEM should have a UNIT PRICE and a TOTAL PRICE.
2. The UNIT PRICE shall govern if no TOTAL PRICE is shown or if there is a discrepancy between the product of the UNIT PRICE multiplied by the QUANTITY.
3. If a UNIT PRICE is omitted, the TOTAL PRICE will be divided by the QUANTITY in order to establish a UNIT PRICE.
4. A bid may be declared UNACCEPTABLE if neither a unit price nor a total price is shown.

RETURN WITH BID

STATE REQUIRED ETHICAL STANDARDS GOVERNING CONTRACT PROCUREMENT: ASSURANCES, CERTIFICATIONS AND DISCLOSURES

I. GENERAL

A. Article 50 of the Illinois Procurement Code establishes the duty of all State chief procurement officers, State purchasing officers, and their designees to maximize the value of the expenditure of public moneys in procuring goods, services, and contracts for the State of Illinois and to act in a manner that maintains the integrity and public trust of State government. In discharging this duty, they are charged by law to use all available information, reasonable efforts, and reasonable actions to protect, safeguard, and maintain the procurement process of the State of Illinois.

B. In order to comply with the provisions of Article 50 and to carry out the duty established therein, all bidders are to adhere to ethical standards established for the procurement process, and to make such assurances, disclosures and certifications required by law. Except as otherwise required in subsection III, paragraphs J-N, by execution of the Proposal Signature Sheet, the bidder indicates that each of the mandated assurances have been read and understood, that each certification is made and understood, and that each disclosure requirement has been understood and completed.

C. In addition to all other remedies provided by law, failure to comply with any assurance, failure to make any disclosure or the making of a false certification shall be grounds for the chief procurement officer to void the contract, or subcontract, and may result in the suspension or debarment of the bidder or subcontractor.

II. ASSURANCES

The assurances hereinafter made by the bidder are each a material representation of fact upon which reliance is placed should the Department enter into the contract with the bidder.

A. Conflicts of Interest

1. The Illinois Procurement Code provides in pertinent part:

Section 50-13. Conflicts of Interest.

(a) Prohibition. It is unlawful for any person holding an elective office in this State, holding a seat in the General Assembly, or appointed to or employed in any of the offices or agencies of state government and who receives compensation for such employment in excess of 60% of the salary of the Governor of the State of Illinois, or who is an officer or employee of the Capital Development Board or the Illinois Toll Highway Authority, or who is the spouse or minor child of any such person to have or acquire any contract, or any direct pecuniary interest in any contract therein, whether for stationery, printing, paper, or any services, materials, or supplies, that will be wholly or partially satisfied by the payment of funds appropriated by the General Assembly of the State of Illinois or in any contract of the Capital Development Board or the Illinois Toll Highway authority.

(b) Interests. It is unlawful for any firm, partnership, association or corporation, in which any person listed in subsection (a) is entitled to receive (i) more than 7 1/2% of the total distributable income or (ii) an amount in excess of the salary of the Governor, to have or acquire any such contract or direct pecuniary interest therein.

(c) Combined interests. It is unlawful for any firm, partnership, association, or corporation, in which any person listed in subsection (a) together with his or her spouse or minor children is entitled to receive (i) more than 15%, in the aggregate, of the total distributable income or (ii) an amount in excess of 2 times the salary of the Governor, to have or acquire any such contract or direct pecuniary interest therein.

(d) Securities. Nothing in this Section invalidates the provisions of any bond or other security previously offered or to be offered for sale or sold by or for the State of Illinois.

(e) Prior interests. This Section does not affect the validity of any contract made between the State and an officer or employee of the State or member of the General Assembly, his or her spouse, minor child or any combination of those persons if that contract was in existence before his or her election or employment as an officer, member, or employee. The contract is voidable, however, if it cannot be completed within 365 days after the officer, member, or employee takes office or is employed.

The current salary of the Governor is \$177,412.00. Sixty percent of the salary is \$106,447.20.

RETURN WITH BID

2. The bidder assures the Department that the award and execution of the contract would not cause a violation of Section 50-13, or that an effective exemption has been issued by the Board of Ethics to any individual subject to the Section 50-13 prohibitions pursuant to the provisions of Section 50-20 of the Code and Executive Order Number 3 (1998). Information concerning the exemption process is available from the Department upon request.

B. Negotiations

1. The Illinois Procurement Code provides in pertinent part:

Section 50-15. Negotiations.

(a) It is unlawful for any person employed in or on a continual contractual relationship with any of the offices or agencies of State government to participate in contract negotiations on behalf of that office or agency with any firm, partnership, association, or corporation with whom that person has a contract for future employment or is negotiating concerning possible future employment.

2. The bidder assures the Department that the award and execution of the contract would not cause a violation of Section 50-15, and that the bidder has no knowledge of any facts relevant to the kinds of acts prohibited therein.

C. Inducements

1. The Illinois Procurement Code provides:

Section 50-25. Inducement. Any person who offers or pays any money or other valuable thing to any person to induce him or her not to bid for a State contract or as recompense for not having bid on a State contract is guilty of a Class 4 felony. Any person who accepts any money or other valuable thing for not bidding for a State contract or who withholds a bid in consideration of the promise for the payment of money or other valuable thing is guilty of a Class 4 felony.

2. The bidder assures the Department that the award and execution of the contract would not cause a violation of Section 50-25, and that the bidder has no knowledge of any facts relevant to the kinds of acts prohibited therein.

D. Revolving Door Prohibition

1. The Illinois Procurement Code provides:

Section 50-30. Revolving door prohibition. Chief procurement officers, State purchasing officers, procurement compliance monitors, their designees whose principal duties are directly related to State procurement, and executive officers confirmed by the Senate are expressly prohibited for a period of 2 years after terminating an affected position from engaging in any procurement activity relating to the State agency most recently employing them in an affected position for a period of at least 6 months. The prohibition includes, but is not limited to: lobbying the procurement process; specifying; bidding; proposing bid, proposal, or contract documents; on their own behalf or on behalf of any firm, partnership, association, or corporation. This Section applies only to persons who terminate an affected position on or after January 15, 1999.

2. The bidder assures the Department that the award and execution of the contract would not cause a violation of Section 50-30, and that the bidder has no knowledge of any facts relevant to the kinds of acts prohibited therein.

E. Reporting Anticompetitive Practices

1. The Illinois Procurement Code provides:

Section 50-40. Reporting anticompetitive practices. When, for any reason, any vendor, bidder, contractor, chief procurement officer, State purchasing officer, designee, elected official, or State employee suspects collusion or other anticompetitive practice among any bidders, offerors, contractors, proposers, or employees of the State, a notice of the relevant facts shall be transmitted to the Attorney General and the chief procurement officer.

2. The bidder assures the Department that it has not failed to report any relevant facts concerning the practices addressed in Section 50-40 which may involve the contract for which the bid is submitted.

F. Confidentiality

1. The Illinois Procurement Code provides:

Section 50-45. Confidentiality. Any chief procurement officer, State purchasing officer, designee, or executive officer who willfully uses or allows the use of specifications, competitive bid documents, proprietary competitive information, proposals, contracts, or selection information to compromise the fairness or integrity of the procurement, bidding, or contract process shall be subject to immediate dismissal, regardless of the Personnel code, any contract, or any collective bargaining agreement, and may in addition be subject to criminal prosecution.

2. The bidder assures the Department that it has no knowledge of any fact relevant to the practices addressed in Section 50-45 which may involve the contract for which the bid is submitted.

RETURN WITH BID

G. Insider Information

1. The Illinois Procurement Act provides:

Section 50-50. Insider information. It is unlawful for any current or former elected or appointed State official or State employee to knowingly use confidential information available only by virtue of that office or employment for actual or anticipated gain for themselves or another person.

2. The bidder assures the Department that it has no knowledge of any facts relevant to the practices addressed in Section 50-50 which may involve the contract for which the bid is submitted.

III. CERTIFICATIONS

The certifications hereinafter made by the bidder are each a material representation of fact upon which reliance is placed should the Department enter into the contract with the bidder. Section 50-2 of the Illinois Procurement Code provides that every person that has entered into a multi-year contract and every subcontractor with a multi-year subcontract shall certify, by July 1 of each fiscal year covered by the contract after the initial fiscal year, to the responsible chief procurement officer whether it continues to satisfy the requirements of Article 50 pertaining to the eligibility for a contract award. If a contractor or subcontractor is not able to truthfully certify that it continues to meet all requirements, it shall provide with its certification a detailed explanation of the circumstances leading to the change in certification status. A contractor or subcontractor that makes a false statement material to any given certification required under Article 50 is, in addition to any other penalties or consequences prescribed by law, subject to liability under the Whistleblower Reward and Protection Act for submission of a false claim.

A. Bribery

1. The Illinois Procurement Code provides:

Section 50-5. Bribery.

(a) Prohibition. No person or business shall be awarded a contract or subcontract under this Code who:

(1) has been convicted under the laws of Illinois or any other state of bribery or attempting to bribe an officer or employee of the State of Illinois or any other state in that officer's or employee's official capacity; or

(2) has made an admission of guilt of that conduct that is a matter of record but has not been prosecuted for that conduct.

(b) Businesses. No business shall be barred from contracting with any unit of State or local government, or subcontracting under such a contract, as a result of a conviction under this Section of any employee or agent of the business if the employee or agent is no longer employed by the business and:

(1) the business has been finally adjudicated not guilty; or

(2) the business demonstrates to the governmental entity with which it seeks to contract, or which is signatory to the contract which the subcontract relates, and that entity finds that the commission of the offense was not authorized, requested, commanded, or performed by a director, officer, or high managerial agent on behalf of the business as provided in paragraph (2) of subsection (a) of Section 5-4 of the Criminal Code of 1961.

(c) Conduct on behalf of business. For purposes of this Section, when an official, agent, or employee of a business committed the bribery or attempted bribery on behalf of the business and in accordance with the direction or authorization of a responsible official of the business, the business shall be chargeable with the conduct.

(d) Certification. Every bid submitted to and contract executed by the State, and every subcontract subject to Section 20-120 of the Procurement Code shall contain a certification by the contractor or the subcontractor, respectively, that the contractor or subcontractor is not barred from being awarded a contract or subcontract under this Section and acknowledges that the chief procurement officer may declare the related contract void if any certifications required by this Section are false. A contractor who makes a false statement, material to the certification, commits a Class 3 felony.

2. The contractor or subcontractor certifies that it is not barred from being awarded a contract under Section 50.5.

B. Felons

1. The Illinois Procurement Code provides:

Section 50-10. Felons. Unless otherwise provided, no person or business convicted of a felony shall do business with the State of Illinois or any State agency, or enter into a subcontract, from the date of conviction until 5 years after the date of completion of the sentence for that felony, unless no person held responsible by a prosecutorial office for the facts upon which the conviction was based continues to have any involvement with the business.

3. Certification. Every bid submitted to and contract executed by the State and every subcontract subject to Section 20-120 of the Procurement Code shall contain a certification by the bidder or contractor or subcontractor, respectively, that the bidder, contractor, or subcontractor is not barred from being awarded a contract or subcontract under this Section and acknowledges that the chief procurement officer may declare the related contract void if any of the certifications required by this Section are false.

RETURN WITH BID

C. Debt Delinquency

1. The Illinois Procurement Code provides:

Section 50-11 and 50-12. Debt Delinquency.

The contractor or bidder or subcontractor, respectively, certifies that it, or any affiliate, is not barred from being awarded a contract or subcontract under the Procurement Code. Section 50-11 prohibits a person from entering into a contract with a State agency, or entering into a subcontract, if it knows or should know that it, or any affiliate, is delinquent in the payment of any debt to the State as defined by the Debt Collection Board. Section 50-12 prohibits a person from entering into a contract with a State agency, or entering into a subcontract, if it, or any affiliate, has failed to collect and remit Illinois Use Tax on all sales of tangible personal property into the State of Illinois in accordance with the provisions of the Illinois Use Tax Act. The bidder or contractor or subcontractor, respectively, further acknowledges that the chief procurement officer may declare the related contract void if this certification is false or if the bidder, contractor, or subcontractor, or any affiliate, is determined to be delinquent in the payment of any debt to the State during the term of the contract.

D. Prohibited Bidders, Contractors and Subcontractors

1. The Illinois Procurement Code provides:

Section 50-10.5 and 50-60(c). Prohibited bidders, contractors and subcontractors.

The bidder or contractor or subcontractor, respectively, certifies in accordance with 30 ILCS 500/50-10.5 that no officer, director, partner or other managerial agent of the contracting business has been convicted of a felony under the Sarbanes-Oxley Act of 2002 or a Class 3 or Class 2 felony under the Illinois Securities Law of 1953 or if in violation of Subsection (c) for a period of five years from the date of conviction. Every bid submitted to and contract executed by the State and every subcontract subject to Section 20-120 of the Procurement Code shall contain a certification by the bidder, contractor, or subcontractor, respectively, that the bidder, contractor, or subcontractor is not barred from being awarded a contract or subcontract under this Section and acknowledges that the chief procurement officer shall declare the related contract void if any of the certifications completed pursuant to this Section are false.

E. Section 42 of the Environmental Protection Act

The bidder or contractor or subcontractor, respectively, certifies in accordance with 30 ILCS 500/50-12 that the bidder, contractor, or subcontractor, is not barred from being awarded a contract or entering into a subcontract under this Section which prohibits the bidding on or entering into contracts with the State of Illinois or a State agency, or entering into any subcontract, that is subject to the Procurement Code by a person or business found by a court or the Pollution Control Board to have committed a willful or knowing violation of Section 42 of the Environmental Protection Act for a period of five years from the date of the order. The bidder or contractor or subcontractor, respectively, acknowledges that the chief procurement officer may declare the contract void if this certification is false.

F. Educational Loan

1. Section 3 of the Educational Loan Default Act provides:

§ 3. No State agency shall contract with an individual for goods or services if that individual is in default, as defined in Section 2 of this Act, on an educational loan. Any contract used by any State agency shall include a statement certifying that the individual is not in default on an educational loan as provided in this Section.

2. The bidder, if an individual as opposed to a corporation, partnership or other form of business organization, certifies that the bidder is not in default on an educational loan as provided in Section 3 of the Act.

G. Bid-Rigging/Bid Rotating

1. Section 33E-11 of the Criminal Code of 1961 provides:

§ 33E-11. (a) Every bid submitted to and public contract executed pursuant to such bid by the State or a unit of local government shall contain a certification by the prime contractor that the prime contractor is not barred from contracting with any unit of State or local government as a result of a violation of either Section 33E-3 or 33E-4 of this Article. The State and units of local government shall provide the appropriate forms for such certification.

(b) A contractor who makes a false statement, material to the certification, commits a Class 3 felony.

A violation of Section 33E-3 would be represented by a conviction of the crime of bid-rigging which, in addition to Class 3 felony sentencing, provides that any person convicted of this offense or any similar offense of any state or the United States which contains the same elements as this offense shall be barred for 5 years from the date of conviction from contracting with any unit of State or local government. No corporation shall be barred from contracting with any unit of State or local government as a result of a conviction under this Section of any employee or agent of such corporation if the employee so convicted is no longer employed by the corporation and: (1) it has been finally adjudicated not guilty or (2) if it demonstrates to the governmental entity with which it seeks to contract and that entity finds that the commission of the offense was neither authorized, requested, commanded, nor performed by a director, officer or a high managerial agent in behalf of the corporation.

RETURN WITH BID

A violation of Section 33E-4 would be represented by a conviction of the crime of bid-rotating which, in addition to Class 2 felony sentencing, provides that any person convicted of this offense or any similar offense of any state or the United States which contains the same elements as this offense shall be permanently barred from contracting with any unit of State or local government. No corporation shall be barred from contracting with any unit of State or local government as a result of a conviction under this Section of any employee or agent of such corporation if the employee so convicted is no longer employed by the corporation and: (1) it has been finally adjudicated not guilty or (2) if it demonstrates to the governmental entity with which it seeks to contract and that entity finds that the commission of the offense was neither authorized, requested, commanded, nor performed by a director, officer or a high managerial agent in behalf of the corporation.

2. The bidder certifies that it is not barred from contracting with the Department by reason of a violation of either Section 33E-3 or Section 33E-4.

H. International Anti-Boycott

1. Section 5 of the International Anti-Boycott Certification Act provides:

§ 5. State contracts. Every contract entered into by the State of Illinois for the manufacture, furnishing, or purchasing of supplies, material, or equipment or for the furnishing of work, labor, or services, in an amount exceeding the threshold for small purchases according to the purchasing laws of this State or \$10,000.00, whichever is less, shall contain certification, as a material condition of the contract, by which the contractor agrees that neither the contractor nor any substantially-owned affiliated company is participating or shall participate in an international boycott in violation of the provisions of the U.S. Export Administration Act of 1979 or the regulations of the U.S. Department of Commerce promulgated under that Act.

2. The bidder makes the certification set forth in Section 5 of the Act.

I. Drug Free Workplace

1. The Illinois "Drug Free Workplace Act" applies to this contract and it is necessary to comply with the provisions of the "Act" if the contractor is a corporation, partnership, or other entity (including a sole proprietorship) which has 25 or more employees.

2. The bidder certifies that if awarded a contract in excess of \$5,000 it will provide a drug free workplace by:

(a) Publishing a statement notifying employees that the unlawful manufacture, distribution, dispensation, possession or use of a controlled substance, including cannabis, is prohibited in the contractor's workplace; specifying the actions that will be taken against employees for violations of such prohibition; and notifying the employee that, as a condition of employment on such contract, the employee shall abide by the terms of the statement, and notify the employer of any criminal drug statute conviction for a violation occurring in the workplace no later than five (5) days after such conviction.

(b) Establishing a drug free awareness program to inform employees about the dangers of drug abuse in the workplace; the contractor's policy of maintaining a drug free workplace; any available drug counseling, rehabilitation, and employee assistance programs; and the penalties that may be imposed upon employees for drug violations.

(c) Providing a copy of the statement required by subparagraph (1) to each employee engaged in the performance of the contract and to post the statement in a prominent place in the workplace.

(d) Notifying the Department within ten (10) days after receiving notice from an employee or otherwise receiving actual notice of the conviction of an employee for a violation of any criminal drug statute occurring in the workplace.

(e) Imposing or requiring, within 30 days after receiving notice from an employee of a conviction or actual notice of such a conviction, an appropriate personnel action, up to and including termination, or the satisfactory participation in a drug abuse assistance or rehabilitation program approved by a federal, state or local health, law enforcement or other appropriate agency.

(f) Assisting employees in selecting a course of action in the event drug counseling, treatment, and rehabilitation is required and indicating that a trained referral team is in place.

(g) Making a good faith effort to continue to maintain a drug free workplace through implementation of the actions and efforts stated in this certification.

RETURN WITH BID

J. Disclosure of Business Operations in Iran

Section 50-36 of the Illinois Procurement Code, 30ILCS 500/50-36 provides that each bid, offer, or proposal submitted for a State contract shall include a disclosure of whether or not the Company acting as the bidder, offeror, or proposing entity, or any of its corporate parents or subsidiaries, within the 24 months before submission of the bid, offer, or proposal had business operations that involved contracts with or provision of supplies or services to the Government of Iran, companies in which the Government of Iran has any direct or indirect equity share, consortiums or projects commissioned by the Government of Iran, or companies involved in consortiums or projects commissioned by the Government of Iran and either of the following conditions apply:

- (1) More than 10% of the Company's revenues produced in or assets located in Iran involve oil-related activities or mineral-extraction activities; less than 75% of the Company's revenues produced in or assets located in Iran involve contracts with or provision of oil-related or mineral-extraction products or services to the Government of Iran or a project or consortium created exclusively by that government; and the Company has failed to take substantial action.
- (2) The Company has, on or after August 5, 1996, made an investment of \$20 million or more, or any combination of investments of at least \$10 million each that in the aggregate equals or exceeds \$20 million in any 12-month period, which directly or significantly contributes to the enhancement of Iran's ability to develop petroleum resources of Iran.

The terms "Business operations", "Company", "Mineral-extraction activities", "Oil-related activities", "Petroleum resources", and "Substantial action" are all defined in the Code.

Failure to make the disclosure required by the Code shall cause the bid, offer or proposal to be considered not responsive. The disclosure will be considered when evaluating the bid, offer, or proposal or awarding the contract. The name of each Company disclosed as doing business or having done business in Iran will be provided to the State Comptroller.

Check the appropriate statement:

Company has no business operations in Iran to disclose.

Company has business operations in Iran as disclosed the attached document.

K. Apprenticeship and Training Certification (Does not apply to federal aid projects)

In accordance with the provisions of Section 30-22 (6) of the Illinois Procurement Code, the bidder certifies that it is a participant, either as an individual or as part of a group program, in the approved apprenticeship and training programs applicable to each type of work or craft that the bidder will perform with its own forces. The bidder further certifies for work that will be performed by subcontract that each of its subcontractors submitted for approval either (a) is, at the time of such bid, participating in an approved, applicable apprenticeship and training program; or (b) will, prior to commencement of performance of work pursuant to this contract, begin participation in an approved apprenticeship and training program applicable to the work of the subcontract. The Department, at any time before or after award, may require the production of a copy of each applicable Certificate of Registration issued by the United States Department of Labor evidencing such participation by the contractor and any or all of its subcontractors. Applicable apprenticeship and training programs are those that have been approved and registered with the United States Department of Labor. The bidder shall list in the space below, the official name of the program sponsor holding the Certificate of Registration for all of the types of work or crafts in which the bidder is a participant and that will be performed with the bidder's forces. Types of work or craft work that will be subcontracted shall be included and listed as subcontract work. The list shall also indicate any type of work or craft job category that does not have an applicable apprenticeship or training program. **The bidder is responsible for making a complete report and shall make certain that each type of work or craft job category that will be utilized on the project as reported on the Construction Employee Workforce Projection (Form BC-1256) and returned with the bid is accounted for and listed.**

NA-FEDERAL

The requirements of this certification and disclosure are a material part of the contract, and the contractor shall require this certification provision to be included in all approved subcontracts. In order to fulfill this requirement, it shall not be necessary that an applicable program sponsor be currently taking or that it will take applications for apprenticeship, training or employment during the performance of the work of this contract.

L. Political Contributions and Registration with the State Board of Elections

Sections 20-160 and 50-37 of the Illinois Procurement Code regulate political contributions from business entities and any affiliated entities or affiliated persons bidding on or contracting with the state. Generally under Section 50-37, any business entity, and any affiliated entity or affiliated person of the business entity, whose current year contracts with all state agencies exceed an awarded value of \$50,000, are prohibited from making any contributions to any political committees established to promote the candidacy of the officeholder responsible for the awarding of the contracts or any other declared candidate for that office for the duration of the term of office of the incumbent officeholder or a period 2 years after the termination of the contract, whichever is longer. Any business entity and affiliated entities or affiliated persons whose state contracts in the current year do not exceed an awarded value of \$50,000, but whose aggregate pending bids and proposals on state contracts exceed \$50,000, either alone or in combination with contracts not exceeding \$50,000, are prohibited from making any political contributions to any political committee established to promote the candidacy of the officeholder responsible for awarding the pending contract during the period beginning on the date the invitation for bids or request for proposals is issued and ending on the day after the date of award or selection if the entity was not awarded or selected. Section 20-160 requires certification of registration of affected business entities in accordance with procedures found in Section 9-35 of The Election Code.

By submission of a bid, the contractor business entity acknowledges and agrees that it has read and understands Sections 20-160 and 50-37 of the Illinois Procurement Code, and that it makes the following certification:

The undersigned business entity certifies that it has registered as a business with the State Board of Elections and acknowledges a continuing duty to update the registration in accordance with the above referenced statutes. A copy of the certificate of registration shall be submitted with the bid. The bidder is cautioned that the Department will not award a contract without submission of the certificate of registration.

These requirements and compliance with the above referenced statutory sections are a material part of the contract, and any breach thereof shall be cause to void the contract under Section 50-60 of the Illinois Procurement Code. This provision does not apply to Federal-aid contracts.

M. Lobbyist Disclosure

Section 50-38 of the Illinois Procurement Code requires that any bidder or offeror on a State contract that hires a person required to register under the Lobbyist Registration Act to assist in obtaining a contract shall:

- (i) Disclose all costs, fees, compensation, reimbursements, and other remunerations paid or to be paid to the lobbyist related to the contract,
- (ii) Not bill or otherwise cause the State of Illinois to pay for any of the lobbyist's costs, fees, compensation, reimbursements, or other remuneration, and
- (iii) Sign a verification certifying that none of the lobbyist's costs, fees, compensation, reimbursements, or other remuneration were billed to the State.

This information, along with all supporting documents, shall be filed with the agency awarding the contract and with the Secretary of State. The chief procurement officer shall post this information, together with the contract award notice, in the online Procurement Bulletin.

Pursuant to Subsection (c) of this Section, no person or entity shall retain a person or entity to attempt to influence the outcome of a procurement decision made under the Procurement Code for compensation contingent in whole or in part upon the decision or procurement. Any person who violates this subsection is guilty of a business offense and shall be fined not more than \$10,000.

Bidder acknowledges that it is required to disclose the hiring of any person required to register pursuant to the Illinois Lobbyist Registration Act (25 ILCS 170) in connection with this contract.

Bidder has not hired any person required to register pursuant to the Illinois Lobbyist Registration Act in connection with this contract.

Or

Bidder has hired the following persons required to register pursuant to the Illinois Lobbyist Registration Act in connection with the contract:

Name and address of person: _____
All costs, fees, compensation, reimbursements and other remuneration paid to said person: _____

RETURN WITH BID

IV. DISCLOSURES

- A. The disclosures hereinafter made by the bidder are each a material representation of fact upon which reliance is placed should the Department enter into the contract with the bidder. The bidder further certifies that the Department has received the disclosure forms for each bid.

The chief procurement officer may void the bid, contract, or subcontract, respectively, if it is later determined that the bidder or subcontractor rendered a false or erroneous disclosure. A contractor or subcontractor may be suspended or debarred for violations of the Procurement Code. Furthermore, the chief procurement officer may void the contract and the surety providing the performance bond shall be responsible for completion of the contract.

B. Financial Interests and Conflicts of Interest

1. Section 50-35 of the Illinois Procurement Code provides that all bids of more than \$10,000 shall be accompanied by disclosure of the financial interests of the bidder. This disclosed information for the successful bidder, will be maintained as public information subject to release by request pursuant to the Freedom of Information Act, filed with the Procurement Policy Board, and shall be incorporated as a material term of the contract. Furthermore, pursuant to Section 5-5, the Procurement Policy Board may review a proposal, bid, or contract and issue a recommendation to void a contract or reject a proposal or bid based on any violation of the Procurement Code or the existence of a conflict of interest as provided in subsections (b) and (d) of Section 50-35.

The financial interests to be disclosed shall include ownership or distributive income share that is in excess of 5%, or an amount greater than 60% of the annual salary of the Governor, of the bidding entity or its parent entity, whichever is less, unless the contractor or bidder is a publicly traded entity subject to Federal 10K reporting, in which case it may submit its 10K disclosure in place of the prescribed disclosure. If a bidder is a privately held entity that is exempt from Federal 10K reporting, but has more than 400 shareholders, it may submit the information that Federal 10K companies are required to report, and list the names of any person or entity holding any ownership share that is in excess of 5%. The disclosure shall include the names, addresses, and dollar or proportionate share of ownership of each person making the disclosure, their instrument of ownership or beneficial relationship, and notice of any potential conflict of interest resulting from the current ownership or beneficial interest of each person making the disclosure having any of the relationships identified in Section 50-35 and on the disclosure form.

In addition, all disclosures shall indicate any other current or pending contracts, proposals, leases, or other ongoing procurement relationships the bidding entity has with any other unit of state government and shall clearly identify the unit and the contract, proposal, lease, or other relationship.

2. Disclosure Forms. Disclosure Form A is attached for use concerning the individuals meeting the above ownership or distributive share requirements. Subject individuals should be covered each by one form. In addition, a second form (Disclosure Form B) provides for the disclosure of current or pending procurement relationships with other (non-IDOT) state agencies. **The forms must be included with each bid or incorporated by reference.**

C. Disclosure Form Instructions

Form A Instructions for Financial Information & Potential Conflicts of Interest

If the bidder is a publicly traded entity subject to Federal 10K reporting, the 10K Report may be submitted to meet the requirements of Form A. If a bidder is a privately held entity that is exempt from Federal 10K reporting, but has more than 400 shareholders, it may submit the information that Federal 10K companies are required to report, and list the names of any person or entity holding any ownership share that is in excess of 5%. If a bidder is not subject to Federal 10K reporting, the bidder must determine if any individuals are required by law to complete a financial disclosure form. To do this, the bidder should answer each of the following questions. A "YES" answer indicates Form A must be completed. If the answer to each of the following questions is "NO", then the NOT APPLICABLE STATEMENT on Form A must be signed and dated by a person that is authorized to execute contracts for the bidding company. Note: These questions are for assistance only and are not required to be completed.

1. Does anyone in your organization have a direct or beneficial ownership share of greater than 5% of the bidding entity or parent entity? YES ___ NO ___
2. Does anyone in your organization have a direct or beneficial ownership share of less than 5%, but which has a value greater than \$106,447.20? YES ___ NO ___
3. Does anyone in your organization receive more than \$106,447.20 of the bidding entity's or parent entity's distributive income? (Note: Distributive income is, for these purposes, any type of distribution of profits. An annual salary is not distributive income.) YES ___ NO ___
4. Does anyone in your organization receive greater than 5% of the bidding entity's or parent entity's total distributive income, but which is less than \$106,447.20? YES ___ NO ___

(Note: Only one set of forms needs to be completed per person per bid even if a specific individual would require a yes answer to more than one question.)

A "YES" answer to any of these questions requires the completion of Form A. The bidder must determine each individual in the bidding entity or the bidding entity's parent company that would cause the questions to be answered "Yes". Each form must be signed and dated by a person that is authorized to execute contracts for your organization. **Photocopied or stamped signatures are not acceptable.** The person signing can be, but does not have to be, the person for which the form is being completed. The bidder is responsible for the accuracy of any information provided.

If the answer to each of the above questions is "NO", then the NOT APPLICABLE STATEMENT of Form A must be signed and dated by a person that is authorized to execute contracts for your company.

RETURN WITH BID

Form B: Instructions for Identifying Other Contracts & Procurement Related Information

Disclosure Form B must be completed for each bid submitted by the bidding entity. *Note: Checking the NOT APPLICABLE STATEMENT on Form A does not allow the bidder to ignore Form B. Form B must be completed, checked, and dated or the bidder may be considered nonresponsive and the bid will not be accepted.*

The Bidder shall identify, by checking Yes or No on Form B, whether it has any pending contracts (including leases), bids, proposals, or other ongoing procurement relationship with any other (non-IDOT) State of Illinois agency. If "No" is checked, the bidder only needs to complete the check box on the bottom of Form B. If "Yes" is checked, the bidder must do one of the following:

Option I: If the bidder did not submit an Affidavit of Availability to obtain authorization to bid, the bidder must list all non-IDOT State of Illinois agency pending contracts, leases, bids, proposals, and other ongoing procurement relationships. These items may be listed on Form B or on an attached sheet(s). Do not include IDOT contracts. Contracts with cities, counties, villages, etc. are not considered State of Illinois agency contracts and are not to be included. Contracts with other State of Illinois agencies such as the Department of Natural Resources or the Capital Development Board must be included. Bidders who submit Affidavits of Availability are suggested to use Option II.

Option II: If the bidder is required and has submitted an Affidavit of Availability in order to obtain authorization to bid, the bidder may write or type "See Affidavit of Availability" which indicates that the Affidavit of Availability is incorporated by reference and includes all non-IDOT State of Illinois agency pending contracts, leases, bids, proposals, and other ongoing procurement relationships. For any contracts that are not covered by the Affidavit of Availability, the bidder must identify them on Form B or on an attached sheet(s). These might be such things as leases.

RETURN WITH BID

ILLINOIS DEPARTMENT OF TRANSPORTATION

Form A
Financial Information & Potential Conflicts of Interest Disclosure

Contractor Name		
Legal Address		
City, State, Zip		
Telephone Number	Email Address	Fax Number (if available)

Disclosure of the information contained in this Form is required by the Section 50-35 of the Illinois Procurement Code (30 ILCS 500). Vendors desiring to enter into a contract with the State of Illinois must disclose the financial information and potential conflict of interest information as specified in this Disclosure Form. This information shall become part of the publicly available contract file. This Form A must be completed for bids in excess of \$10,000, and for all open-ended contracts. **A publicly traded company may submit a 10K disclosure (or equivalent if applicable) in satisfaction of the requirements set forth in Form A. See Disclosure Form Instructions.**

DISCLOSURE OF FINANCIAL INFORMATION

- 1. Disclosure of Financial Information.** The individual named below has an interest in the BIDDER (or its parent) in terms of ownership or distributive income share in excess of 5%, or an interest which has a value of more than \$106,447.20 (60% of the Governor's salary as of 7/1/07). **(Make copies of this form as necessary and attach a separate Disclosure Form A for each individual meeting these requirements)**

FOR INDIVIDUAL (type or print information)	
NAME:	_____
ADDRESS	_____
Type of ownership/distributable income share:	
stock _____ sole proprietorship _____ Partnership _____ other: (explain on separate sheet):	
% or \$ value of ownership/distributable income share:	_____

- 2. Disclosure of Potential Conflicts of Interest.** Check "Yes" or "No" to indicate which, if any, of the following potential conflict of interest relationships apply. If the answer to any question is "Yes", please attach additional pages and describe.

(a) State employment, currently or in the previous 3 years, including contractual employment of services. Yes ___ No ___

If your answer is yes, please answer each of the following questions.

1. Are you currently an officer or employee of either the Capitol Development Board or the Illinois Toll Highway Authority? Yes ___ No ___
2. Are you currently appointed to or employed by any agency of the State of Illinois? If you are currently appointed to or employed by any agency of the State of Illinois, and your annual salary exceeds \$106,447.20, (60% of the Governor's salary as of 7/1/07) provide the name the State agency for which you are employed and your annual salary. _____

RETURN WITH BID

- 3. If you are currently appointed to or employed by any agency of the State of Illinois, and your annual salary exceeds \$106,447.20, (60% of the Governor's salary as of 7/1/07) are you entitled to receive (i) more than 7 1/2% of the total distributable income of your firm, partnership, association or corporation, or (ii) an amount in excess of the salary of the Governor? Yes ___ No ___

- 4. If you are currently appointed to or employed by any agency of the State of Illinois, and your annual salary exceeds \$106,447.20, (60% of the Governor's salary as of 7/1/07) are you and your spouse or minor children entitled to receive (i) more than 15% in aggregate of the total distributable income of your firm, partnership, association or corporation, or (ii) an amount in excess of 2 times the salary of the Governor? Yes ___ No ___

(b) State employment of spouse, father, mother, son, or daughter, including contractual employment for services in the previous 2 years.

Yes ___ No ___

If your answer is yes, please answer each of the following questions.

- 1. Is your spouse or any minor children currently an officer or employee of the Capitol Development Board or the Illinois Toll Highway Authority? Yes ___ No ___

- 2. Is your spouse or any minor children currently appointed to or employed by any agency of the State of Illinois? If your spouse or minor children is/are currently appointed to or employed by any agency of the State of Illinois, and his/her annual salary exceeds \$106,447.20, (60% of the Governor's salary as of 7/1/07) provide the name of the spouse and/or minor children, the name of the State agency for which he/she is employed and his/her annual salary. _____

- 3. If your spouse or any minor children is/are currently appointed to or employed by any agency of the State of Illinois, and his/her annual salary exceeds \$106,447.20.00, (60% of the salary of the Governor as of 7/1/07) are you entitled to receive (i) more than 7 1/2% of the total distributable income of your firm, partnership, association or corporation, or (ii) an amount in excess of the salary of the Governor? Yes ___ No ___

- 4. If your spouse or any minor children are currently appointed to or employed by any agency of the State of Illinois, and his/her annual salary exceeds \$106,447.20, (60% of the Governor's salary as of 7/1/07) are you and your spouse or any minor children entitled to receive (i) more than 15% in the aggregate of the total distributable income from your firm, partnership, association or corporation, or (ii) an amount in excess of 2 times the salary of the Governor? Yes ___ No ___

(c) Elective status; the holding of elective office of the State of Illinois, the government of the United States, any unit of local government authorized by the Constitution of the State of Illinois or the statutes of the State of Illinois currently or in the previous 3 years.

Yes ___ No ___

(d) Relationship to anyone holding elective office currently or in the previous 2 years; spouse, father, mother, son, or daughter.

Yes ___ No ___

(e) Appointive office; the holding of any appointive government office of the State of Illinois, the United State of America, or any unit of local government authorized by the Constitution of the State of Illinois or the statutes of the State of Illinois, which office entitles the holder to compensation in excess of the expenses incurred in the discharge of that office currently or in the previous 3 years.

Yes ___ No ___

(f) Relationship to anyone holding appointive office currently or in the previous 2 years; spouse, father, mother, son, or daughter.

Yes ___ No ___

(g) Employment, currently or in the previous 3 years, as or by any registered lobbyist of the State government.

Yes ___ No ___

RETURN WITH BID

(h) Relationship to anyone who is or was a registered lobbyist in the previous 2 years; spouse, father, mother, son, or daughter. Yes ___ No ___

(i) Compensated employment, currently or in the previous 3 years, by any registered election or reelection committee registered with the Secretary of State or any county clerk of the State of Illinois, or any political action committee registered with either the Secretary of State or the Federal Board of Elections. Yes ___ No ___

(j) Relationship to anyone; spouse, father, mother, son, or daughter; who was a compensated employee in the last 2 years by any registered election or re-election committee registered with the Secretary of State or any county clerk of the State of Illinois, or any political action committee registered with either the Secretary of State or the Federal Board of Elections. Yes ___ No ___

3. Communication Disclosure.

Disclose the name and address of each lobbyist and other agent of the bidder or offeror who is not identified in Section 2 of this form, who is has communicated, is communicating, or may communicate with any State officer or employee concerning the bid or offer. This disclosure is a continuing obligation and must be promptly supplemented for accuracy throughout the process and throughout the term of the contract. If no person is identified, enter "None" on the line below:

Name and address of person(s): _____

4. Debarment Disclosure. For each of the persons identified under Sections 2 and 3 of this form, disclose whether any of the following has occurred within the previous 10 years: debarment from contracting with any governmental entity; professional licensure discipline; bankruptcies; adverse civil judgments and administrative findings; and criminal felony convictions. This disclosure is a continuing obligation and must be promptly supplemented for accuracy throughout the procurement process and term of the contract. If no person is identified, enter "None" on the line below:

Name of person(s): _____

Nature of disclosure: _____

APPLICABLE STATEMENT

This Disclosure Form A is submitted on behalf of the INDIVIDUAL named on previous page. Under penalty of perjury, I certify the contents of this disclosure to be true and accurate to the best of my knowledge.

Completed by: _____ Date _____
Signature of Individual or Authorized Representative

NOT APPLICABLE STATEMENT

Under penalty of perjury, I have determined that no individuals associated with this organization meet the criteria that would require the completion of this Form A.

This Disclosure Form A is submitted on behalf of the CONTRACTOR listed on the previous page.

_____ Date _____
Signature of Authorized Representative

The bidder has a continuing obligation to supplement these disclosures under Sec. 50-35 of the Procurement Code.

**ILLINOIS DEPARTMENT
OF TRANSPORTATION**

**Form B
Other Contracts &
Procurement Related Information
Disclosure**

Contractor Name		
Legal Address		
City, State, Zip		
Telephone Number	Email Address	Fax Number (if available)

Disclosure of the information contained in this Form is required by the Section 50-35 of the Illinois Procurement Act (30 ILCS 500). This information shall become part of the publicly available contract file. This Form B must be completed for bids in excess of \$10,000, and for all open-ended contracts.

DISCLOSURE OF OTHER CONTRACTS AND PROCUREMENT RELATED INFORMATION

1. Identifying Other Contracts & Procurement Related Information. The BIDDER shall identify whether it has any pending contracts (including leases), bids, proposals, or other ongoing procurement relationship with any other State of Illinois agency: Yes ___ No ___

If "No" is checked, the bidder only needs to complete the signature box on the bottom of this page.

2. If "Yes" is checked. Identify each such relationship by showing State of Illinois agency name and other descriptive information such as bid or project number (attach additional pages as necessary). SEE DISCLOSURE FORM INSTRUCTIONS:

THE FOLLOWING STATEMENT MUST BE CHECKED

<input type="checkbox"/>	<hr style="width: 80%; margin: 0 auto;"/> Signature of Authorized Representative	<hr style="width: 10%; margin: 0 auto;"/> Date
--------------------------	--	--

RETURN WITH BID

SPECIAL NOTICE TO CONTRACTORS

The following requirements of the Illinois Department of Human Rights' Rules and Regulations are applicable to bidders on all construction contracts advertised by the Illinois Department of Transportation:

CONSTRUCTION EMPLOYEE UTILIZATION PROJECTION

- (a) All bidders on construction contracts shall complete and submit, along with and as part of their bids, a Bidder's Employee Utilization Form (Form BC-1256) setting forth a projection and breakdown of the total workforce intended to be hired and/or allocated to such contract work by the bidder including a projection of minority and female employee utilization in all job classifications on the contract project.
- (b) The Department of Transportation shall review the Employee Utilization Form, and workforce projections contained therein, of the contract awardee to determine if such projections reflect an underutilization of minority persons and/or women in any job classification in accordance with the Equal Employment Opportunity Clause and Section 7.2 of the Illinois Department of Human Rights' Rules and Regulations for Public Contracts adopted as amended on September 17, 1980. If it is determined that the contract awardee's projections reflect an underutilization of minority persons and/or women in any job classification, it shall be advised in writing of the manner in which it is underutilizing and such awardee shall be considered to be in breach of the contract unless, prior to commencement of work on the contract project, it submits revised satisfactory projections or an acceptable written affirmative action plan to correct such underutilization including a specific timetable geared to the completion stages of the contract.
- (c) The Department of Transportation shall provide to the Department of Human Rights a copy of the contract awardee's Employee Utilization Form, a copy of any required written affirmative action plan, and any written correspondence related thereto. The Department of Human Rights may review and revise any action taken by the Department of Transportation with respect to these requirements.

RETURN WITH BID

**Contract No. 76830
MADISON-ST CLAIR Counties
Section 60-(30,31,128)-1
Project ACNHF-0600(060)
Route FAP 600
District 8 Construction Funds**

PART II. WORKFORCE PROJECTION - continued

- B. Included in "Total Employees" under Table A is the total number of **new hires** that would be employed in the event the undersigned bidder is awarded this contract.

The undersigned bidder projects that: (number) _____ new hires would be recruited from the area in which the contract project is located; and/or (number) _____ new hires would be recruited from the area in which the bidder's principal office or base of operation is located.

- C. Included in "Total Employees" under Table A is a projection of numbers of persons to be employed directly by the undersigned bidder as well as a projection of numbers of persons to be employed by subcontractors.

The undersigned bidder estimates that (number) _____ persons will be directly employed by the prime contractor and that (number) _____ persons will be employed by subcontractors.

PART III. AFFIRMATIVE ACTION PLAN

- A. The undersigned bidder understands and agrees that in the event the foregoing minority and female employee utilization projection included under **PART II** is determined to be an underutilization of minority persons or women in any job category, and in the event that the undersigned bidder is awarded this contract, he/she will, prior to commencement of work, develop and submit a written Affirmative Action Plan including a specific timetable (geared to the completion stages of the contract) whereby deficiencies in minority and/or female employee utilization are corrected. Such Affirmative Action Plan will be subject to approval by the contracting agency and the **Department of Human Rights**.
- B. The undersigned bidder understands and agrees that the minority and female employee utilization projection submitted herein, and the goals and timetable included under an Affirmative Action Plan if required, are deemed to be part of the contract specifications.

Company _____ Telephone Number _____

Address _____

NOTICE REGARDING SIGNATURE

The Bidder's signature on the Proposal Signature Sheet will constitute the signing of this form. The following signature block needs to be completed only if revisions are required.

Signature: _____ Title: _____ Date: _____

- Instructions: All tables must include subcontractor personnel in addition to prime contractor personnel.
- Table A - Include both the number of employees that would be hired to perform the contract work and the total number currently employed (Table B) that will be allocated to contract work, and include all apprentices and on-the-job trainees. The "Total Employees" column should include all employees including all minorities, apprentices and on-the-job trainees to be employed on the contract work.
- Table B - Include all employees currently employed that will be allocated to the contract work including any apprentices and on-the-job trainees currently employed.
- Table C - Indicate the racial breakdown of the total apprentices and on-the-job trainees shown in Table A.

RETURN WITH BID

ADDITIONAL FEDERAL REQUIREMENTS

In addition to the Required Contract Provisions for Federal-Aid Construction Contracts (FHWA 1273), all bidders make the following certifications.

- A. By the execution of this proposal, the signing bidder certifies that the bidding entity has not, either directly or indirectly, entered into any agreement, participated in any collusion, or otherwise taken any action, in restraint of free competitive bidding in connection with the submitted bid. This statement made by the undersigned bidder is true and correct under penalty of perjury under the laws of the United States.
- B. **CERTIFICATION, EQUAL EMPLOYMENT OPPORTUNITY:**
1. Have you participated in any previous contracts or subcontracts subject to the equal opportunity clause. YES _____ NO _____
 2. If answer to #1 is yes, have you filed with the Joint Reporting Committee, the Director of OFCC, any Federal agency, or the former President's Committee on Equal Employment Opportunity, all reports due under the applicable filing requirements of those organizations? YES _____ NO _____

RETURN WITH BID

**Contract No. 76830
MADISON-ST CLAIR Counties
Section 60-(30,31,128)-1
Project ACNHF-0600(060)
Route FAP 600
District 8 Construction Funds**

PROPOSAL SIGNATURE SHEET

The undersigned bidder hereby makes and submits this bid on the subject Proposal, thereby assuring the Department that all requirements of the Invitation for Bids and rules of the Department have been met, that there is no misunderstanding of the requirements of paragraph 3 of this Proposal, and that the contract will be executed in accordance with the rules of the Department if an award is made on this bid.

(IF AN INDIVIDUAL)

Firm Name _____
Signature of Owner _____
Business Address _____

(IF A CO-PARTNERSHIP)

Firm Name _____
By _____
Business Address _____
Name and Address of All Members of the Firm: _____

(IF A CORPORATION)

Corporate Name _____
By _____
Signature of Authorized Representative _____
Typed or printed name and title of Authorized Representative _____
Attest _____
Signature _____
(IF A JOINT VENTURE, USE THIS SECTION FOR THE MANAGING PARTY AND THE SECOND PARTY SHOULD SIGN BELOW)
Business Address _____

(IF A JOINT VENTURE)

Corporate Name _____
By _____
Signature of Authorized Representative _____
Typed or printed name and title of Authorized Representative _____
Attest _____
Signature _____
Business Address _____

If more than two parties are in the joint venture, please attach an additional signature sheet.



Return with Bid

Division of Highways
Proposal Bid Bond
(Effective November 1, 1992)

Item No. _____

Letting Date _____

KNOW ALL MEN BY THESE PRESENTS, That We _____

as PRINCIPAL, and _____

_____ as SURETY, are held jointly, severally and firmly bound unto the STATE OF ILLINOIS in the penal sum of 5 percent of the total bid price, or for the amount specified in Article 102.09 of the "Standard Specifications for Road and Bridge Construction" in effect on the date of invitation for bids, whichever is the lesser sum, well and truly to be paid unto said STATE OF ILLINOIS, for the payment of which we bind ourselves, our heirs, executors, administrators, successors and assigns.

THE CONDITION OF THE FOREGOING OBLIGATION IS SUCH, that whereas, the PRINCIPAL has submitted a bid proposal to the STATE OF ILLINOIS, acting through the Department of Transportation, for the improvement designated by the Transportation Bulletin Item Number and Letting Date indicated above.

NOW, THEREFORE, if the Department shall accept the bid proposal of the PRINCIPAL; and if the PRINCIPAL shall, within the time and as specified in the bidding and contract documents, submit a DBE Utilization Plan that is accepted and approved by the Department; and if, after award by the Department, the PRINCIPAL shall enter into a contract in accordance with the terms of the bidding and contract documents including evidence of the required insurance coverages and providing such bond as specified with good and sufficient surety for the faithful performance of such contract and for the prompt payment of labor and material furnished in the prosecution thereof; or if, in the event of the failure of the PRINCIPAL to make the required DBE submission or to enter into such contract and to give the specified bond, the PRINCIPAL pays to the Department the difference not to exceed the penalty hereof between the amount specified in the bid proposal and such larger amount for which the Department may contract with another party to perform the work covered by said bid proposal, then this obligation shall be null and void, otherwise, it shall remain in full force and effect.

IN THE EVENT the Department determines the PRINCIPAL has failed to comply with any requirement as set forth in the preceding paragraph, then Surety shall pay the penal sum to the Department within fifteen (15) days of written demand therefor. If Surety does not make full payment within such period of time, the Department may bring an action to collect the amount owed. Surety is liable to the Department for all its expenses, including attorney's fees, incurred in any litigation in which it prevails either in whole or in part.

In TESTIMONY WHEREOF, the said PRINCIPAL and the said SURETY have caused this instrument to be signed by

their respective officers this _____ day of _____ A.D., _____ .

PRINCIPAL

SURETY

(Company Name)

(Company Name)

By _____
(Signature & Title)

By: _____
(Signature of Attorney-in-Fact)

Notary Certification for Principal and Surety

STATE OF ILLINOIS,
County of _____

I, _____, a Notary Public in and for said County, do hereby certify that

_____ and _____
(Insert names of individuals signing on behalf of PRINCIPAL & SURETY)

who are each personally known to me to be the same persons whose names are subscribed to the foregoing instrument on behalf of PRINCIPAL and SURETY, appeared before me this day in person and acknowledged respectively, that they signed and delivered said instrument as their free and voluntary act for the uses and purposes therein set forth.

Given under my hand and notarial seal this _____ day of _____ A.D. _____

My commission expires _____

Notary Public

In lieu of completing the above section of the Proposal Bid Form, the Principal may file an Electronic Bid Bond. By signing the proposal and marking the check box next to the Signature and Title line below, the Principal is ensuring the identified electronic bid bond has been executed and the Principal and Surety are firmly bound unto the State of Illinois under the conditions of the bid bond as shown above.



Electronic Bid Bond ID# _____

Company / Bidder Name _____

Signature and Title _____

PROPOSAL ENVELOPE



PROPOSALS

for construction work advertised for bids by the
Illinois Department of Transportation

Item No.	Item No.	Item No.

Submitted By:

Name:
Address:
Phone No.

Bidders should use an IDOT proposal envelope or affix this form to the front of a 10" x 13" envelope for the submittal of bids. If proposals are mailed, they should be enclosed in a second or outer envelope addressed to:

Engineer of Design and Environment - Room 326
Illinois Department of Transportation
2300 South Dirksen Parkway
Springfield, Illinois 62764

NOTICE

Individual bids, including Bid Bond and/or supplemental information if required, should be securely stapled.

CONTRACTOR OFFICE COPY OF CONTRACT SPECIFICATIONS

NOTICE

None of the following material needs to be returned with the bid package unless the special provisions require documentation and/or other information to be submitted.

**Contract No. 76830
MADISON-ST CLAIR Counties
Section 60-(30,31,128)-1
Project ACNHF-0600(060)
Route FAP 600
District 8 Construction Funds**



Illinois Department of Transportation

SUBCONTRACTOR DOCUMENTATION

P.A. 96-0795, effective July 1, 2010, enacted substantial changes to the provisions of the Illinois Procurement Code (30 ILCS 500). Among the changes are provisions affecting subcontractors. The Contractor awarded this contract will be required as a material condition of the contract to implement and enforce the contract requirements applicable to subcontractors approved in accordance with article 108.01 of the Standard Specifications for Road and Bridge Construction.

If the Contractor seeks approval of subcontractors to perform a portion of the work, and approval is granted by the Department, the Contractor shall provide a copy of the subcontract to the Chief Procurement Officer within 20 calendar days after execution of the subcontract.

The subcontract shall contain the certifications required to be made by subcontractors pursuant to Article 50 of the Illinois Procurement Code. This Notice to Bidders includes a document incorporating all required subcontractor certifications and disclosures for use by the Contractor in compliance with this mandate. The document is entitled State Required Ethical Standards Governing Subcontractors.

STATE ETHICAL STANDARDS
GOVERNING SUBCONTRACTORS

Article 50 of the Illinois Procurement Code establishes the duty of all State chief procurement officers, State purchasing officers, and their designees to maximize the value of the expenditure of public moneys in procuring goods, services, and contracts for the State of Illinois and to act in a manner that maintains the integrity and public trust of State government. In discharging this duty, they are charged by law to use all available information, reasonable efforts, and reasonable actions to protect, safeguard, and maintain the procurement process of the State of Illinois.

The certifications hereinafter made by the subcontractor are each a material representation of fact upon which reliance is placed should the Department approve the subcontractor. The chief procurement officer may terminate or void the subcontract approval if it is later determined that the bidder or subcontractor rendered a false or erroneous certification.

Section 50-2 of the Illinois Procurement Code provides that every person that has entered into a multi-year contract and every subcontractor with a multi-year subcontract shall certify, by July 1 of each fiscal year covered by the contract after the initial fiscal year, to the responsible chief procurement officer whether it continues to satisfy the requirements of Article 50 pertaining to the eligibility for a contract award. If a contractor or subcontractor is not able to truthfully certify that it continues to meet all requirements, it shall provide with its certification a detailed explanation of the circumstances leading to the change in certification status. A contractor or subcontractor that makes a false statement material to any given certification required under Article 50 is, in addition to any other penalties or consequences prescribed by law, subject to liability under the Whistleblower Reward and Protection Act for submission of a false claim.

A. Bribery

1. The Illinois Procurement Code provides:

Section 50-5. Bribery.

(a) Prohibition. No person or business shall be awarded a contract or subcontract under this Code who:

- (1) has been convicted under the laws of Illinois or any other state of bribery or attempting to bribe an officer or employee of the State of Illinois or any other state in that officer's or employee's official capacity; or
- (2) has made an admission of guilt of that conduct that is a matter of record but has not been prosecuted for that conduct.

(b) Businesses. No business shall be barred from contracting with any unit of State or local government, or subcontracting under such a contract, as a result of a conviction under this Section of any employee or agent of the business if the employee or agent is no longer employed by the business and:

- (1) the business has been finally adjudicated not guilty; or
- (2) the business demonstrates to the governmental entity with which it seeks to contract, or which is signatory to the contract to which the subcontract relates, and that entity finds that the commission of the offense was not authorized, requested, commanded, or performed by a director, officer, or high managerial agent on behalf of the business as provided in paragraph (2) of subsection (a) of Section 5-4 of the Criminal Code of 1961.

(c) Conduct on behalf of business. For purposes of this Section, when an official, agent, or employee of a business committed the bribery or attempted bribery on behalf of the business and in accordance with the direction or authorization of a responsible official of the business, the business shall be chargeable with the conduct.

(d) Certification. Every bid submitted to and contract executed by the State, and every subcontract subject to Section 20-120 of the Procurement Code shall contain a certification by the contractor or the subcontractor, respectively, that the contractor or subcontractor is not barred from being awarded a contract or subcontract under this Section and acknowledges that the chief procurement officer may declare the related contract void if any certifications required by this Section are false. A contractor who makes a false statement, material to the certification, commits a Class 3 felony.

2. The contractor or subcontractor certifies that it is not barred from being awarded a contract under Section 50.5.

B. Felons

1. The Illinois Procurement Code provides:

Section 50-10. Felons. Unless otherwise provided, no person or business convicted of a felony shall do business with the State of Illinois or any State agency, or enter into a subcontract, from the date of conviction until 5 years after the date of completion of the sentence for that felony, unless no person held responsible by a prosecutorial office for the facts upon which the conviction was based continues to have any involvement with the business.

2. Certification. Every bid submitted to and contract executed by the State and every subcontract subject to Section 20-120 of the Procurement Code shall contain a certification by the bidder or contractor or subcontractor, respectively, that the bidder, contractor, or subcontractor is not barred from being awarded a contract or subcontract under this Section and acknowledges that the chief procurement officer may declare the related contract void if any of the certifications required by this Section are false.

C. Debt Delinquency

1. The Illinois Procurement Code provides:

Section 50-11 and 50-12. Debt Delinquency.

The contractor or bidder or subcontractor, respectively, certifies that it, or any affiliate, is not barred from being awarded a contract or subcontract under the Procurement Code. Section 50-11 prohibits a person from entering into a contract with a State agency, or entering into a subcontract, if it knows or should know that it, or any affiliate, is delinquent in the payment of any debt to the State as defined by the Debt Collection Board. Section 50-12 prohibits a person from entering into a contract with a State agency, or entering into a subcontract, if it, or any affiliate, has failed to collect and remit Illinois Use Tax on all sales of tangible personal property into the State of Illinois in accordance with the provisions of the Illinois Use Tax Act. The bidder or contractor or subcontractor, respectively, further acknowledges that the chief procurement officer may declare the related contract void if this certification is false or if the bidder, contractor, or subcontractor, or any affiliate, is determined to be delinquent in the payment of any debt to the State during the term of the contract.

D. Prohibited Bidders, Contractors and Subcontractors

1. The Illinois Procurement Code provides:

Section 50-10.5 and 50-60(c). Prohibited bidders, contractors and subcontractors.

The bidder or contractor or subcontractor, respectively, certifies in accordance with 30 ILCS 500/50-10.5 that no officer, director, partner or other managerial agent of the contracting business has been convicted of a felony under the Sarbanes-Oxley Act of 2002 or a Class 3 or Class 2 felony under the Illinois Securities Law of 1953 or if in violation of Subsection (c) for a period of five years from the date of conviction.. Every bid submitted to and contract executed by the State and every subcontract subject to Section 20-120 of the Procurement Code shall contain a certification by the bidder, contractor, or subcontractor, respectively, that the bidder, contractor, or subcontractor is not barred from being awarded a contract or subcontract under this Section and acknowledges that the chief procurement officer shall declare the related contract void if any of the certifications completed pursuant to this Section are false.

E. Section 42 of the Environmental Protection Act

The bidder or contractor or subcontractor, respectively, certifies in accordance with 30 ILCS 500/50-12 that the bidder, contractor, or subcontractor, is not barred from being awarded a contract or entering into a subcontract under this Section which prohibits the bidding on or entering into contracts with the State of Illinois or a State agency, or entering into any subcontract, that is subject to the Procurement Code by a person or business found by a court or the Pollution Control Board to have committed a willful or knowing violation of Section 42 of the Environmental Protection Act for a period of five years from the date of the order. The bidder or contractor or subcontractor, respectively, acknowledges that the chief procurement officer may declare the contract void if this certification is false.

The undersigned, on behalf of the subcontracting company, has read and understands the above certifications and makes the certifications as required by law.

<hr/>		
Name of Subcontracting Company		
<hr/>		<hr/>
Authorized Officer		Date

RETURN WITH SUBCONTRACT

SUBCONTRACTOR DISCLOSURES

I. DISCLOSURES

- A. The disclosures hereinafter made by the subcontractor are each a material representation of fact upon which reliance is placed. The subcontractor further certifies that the Department has received the disclosure forms for each subcontract.

The chief procurement officer may void the bid, contract, or subcontract, respectively, if it is later determined that the bidder or subcontractor rendered a false or erroneous disclosure. A contractor or subcontractor may be suspended or debarred for violations of the Procurement Code. Furthermore, the chief procurement officer may void the contract or subcontract.

B. Financial Interests and Conflicts of Interest

1. Section 50-35 of the Illinois Procurement Code provides that all subcontracts of more than \$10,000 shall be accompanied by disclosure of the financial interests of the subcontractor. This disclosed information for the subcontractor, will be maintained as public information subject to release by request pursuant to the Freedom of Information Act, filed with the Procurement Policy Board, and shall be incorporated as a material term of the Prime Contractor's contract. Furthermore, pursuant to this Section, the Procurement Policy Board may recommend to allow or void a contract or subcontract based on a potential conflict of interest.

The financial interests to be disclosed shall include ownership or distributive income share that is in excess of 5%, or an amount greater than 60% of the annual salary of the Governor, of the subcontracting entity or its parent entity, whichever is less, unless the subcontractor is a publicly traded entity subject to Federal 10K reporting, in which case it may submit its 10K disclosure in place of the prescribed disclosure. If a subcontractor is a privately held entity that is exempt from Federal 10K reporting, but has more than 400 shareholders, it may submit the information that Federal 10K companies are required to report, and list the names of any person or entity holding any ownership share that is in excess of 5%. The disclosure shall include the names, addresses, and dollar or proportionate share of ownership of each person making the disclosure, their instrument of ownership or beneficial relationship, and notice of any potential conflict of interest resulting from the current ownership or beneficial interest of each person making the disclosure having any of the relationships identified in Section 50-35 and on the disclosure form.

In addition, all disclosures shall indicate any other current or pending contracts, subcontracts, proposals, leases, or other ongoing procurement relationships the subcontracting entity has with any other unit of state government and shall clearly identify the unit and the contract, subcontract, proposal, lease, or other relationship.

2. Disclosure Forms. Disclosure Form A is attached for use concerning the individuals meeting the above ownership or distributive share requirements. Subject individuals should be covered each by one form. In addition, a second form (Disclosure Form B) provides for the disclosure of current or pending procurement relationships with other (non-IDOT) state agencies. **The forms must be included with each bid or incorporated by reference.**

C. Disclosure Form Instructions

Form A Instructions for Financial Information & Potential Conflicts of Interest

If the subcontractor is a publicly traded entity subject to Federal 10K reporting, the 10K Report may be submitted to meet the requirements of Form A. If a subcontractor is a privately held entity that is exempt from Federal 10K reporting, but has more than 400 shareholders, it may submit the information that Federal 10K companies are required to report, and list the names of any person or entity holding any ownership share that is in excess of 5%. If a subcontractor is not subject to Federal 10K reporting, the subcontractor must determine if any individuals are required by law to complete a financial disclosure form. To do this, the subcontractor should answer each of the following questions. A "YES" answer indicates Form A must be completed. If the answer to each of the following questions is "NO", then the NOT APPLICABLE STATEMENT on the second page of Form A must be signed and dated by a person that is authorized to execute contracts for the subcontracting company. Note: These questions are for assistance only and are not required to be completed.

1. Does anyone in your organization have a direct or beneficial ownership share of greater than 5% of the bidding entity or parent entity? YES ___ NO ___
2. Does anyone in your organization have a direct or beneficial ownership share of less than 5%, but which has a value greater than \$106,447.20? YES ___ NO ___
3. Does anyone in your organization receive more than \$106,447.20 of the subcontracting entity's or parent entity's distributive income? (Note: Distributive income is, for these purposes, any type of distribution of profits. An annual salary is not distributive income.) YES ___ NO ___
4. Does anyone in your organization receive greater than 5% of the subcontracting entity's or parent entity's total distributive income, but which is less than \$106,447.20? YES ___ NO ___

(Note: Only one set of forms needs to be completed per person per subcontract even if a specific individual would require a yes answer to more than one question.)

A "YES" answer to any of these questions requires the completion of Form A. The subcontractor must determine each individual in the subcontracting entity or the subcontracting entity's parent company that would cause the questions to be answered "Yes". Each form must be signed and dated by a person that is authorized to execute contracts for your organization. **Photocopied or stamped signatures are not acceptable.** The person signing can be, but does not have to be, the person for which the form is being completed. The subcontractor is responsible for the accuracy of any information provided.

If the answer to each of the above questions is "NO", then the NOT APPLICABLE STATEMENT on page 2 of Form A must be signed and dated by a person that is authorized to execute contracts for your company.

RETURN WITH SUBCONTRACT

Form B: Instructions for Identifying Other Contracts & Procurement Related Information

Disclosure Form B must be completed for each subcontract submitted by the subcontracting entity. *Note: Checking the NOT APPLICABLE STATEMENT on Form A does not allow the subcontractor to ignore Form B. Form B must be completed, checked, and dated or the subcontract will not be approved.*

The Subcontractor shall identify, by checking Yes or No on Form B, whether it has any pending contracts, subcontracts, leases, bids, proposals, or other ongoing procurement relationship with any other (non-IDOT) State of Illinois agency. If "No" is checked, the subcontractor only needs to complete the check box on the bottom of Form B. If "Yes" is checked, the subcontractor must list all non-IDOT State of Illinois agency pending contracts, subcontracts, leases, bids, proposals, and other ongoing procurement relationships. These items may be listed on Form B or on an attached sheet(s). Contracts with cities, counties, villages, etc. are not considered State of Illinois agency contracts and are not to be included. Contracts or subcontracts with other State of Illinois agencies such as the Department of Natural Resources or the Capital Development Board must be included.

RETURN WITH SUBCONTRACT

ILLINOIS DEPARTMENT OF TRANSPORTATION

Form A Subcontractor: Financial Information & Potential Conflicts of Interest Disclosure

Subcontractor Name, Legal Address, City, State, Zip, Telephone Number, Email Address, Fax Number (if available)

Disclosure of the information contained in this Form is required by the Section 50-35 of the Illinois Procurement Code (30 ILCS 500). Subcontractors desiring to enter into a subcontract of a State of Illinois contract must disclose the financial information and potential conflict of interest information as specified in this Disclosure Form. This information shall become part of the publicly available contract file. This Form A must be completed for bids in excess of \$10,000, and for all open-ended contracts. A publicly traded company may submit a 10K disclosure (or equivalent if applicable) in satisfaction of the requirements set forth in Form A. See Disclosure Form Instructions.

DISCLOSURE OF FINANCIAL INFORMATION

1. Disclosure of Financial Information. The individual named below has an interest in the SUBCONTRACTOR (or its parent) in terms of ownership or distributive income share in excess of 5%, or an interest which has a value of more than \$106,447.20 (60% of the Governor's salary as of 7/1/07). (Make copies of this form as necessary and attach a separate Disclosure Form A for each individual meeting these requirements)

FOR INDIVIDUAL (type or print information) NAME: ADDRESS Type of ownership/distributable income share: stock sole proprietorship Partnership other: (explain on separate sheet): % or \$ value of ownership/distributable income share:

2. Disclosure of Potential Conflicts of Interest. Check "Yes" or "No" to indicate which, if any, of the following potential conflict of interest relationships apply. If the answer to any question is "Yes", please attach additional pages and describe.

(a) State employment, currently or in the previous 3 years, including contractual employment of services. Yes ___ No ___

If your answer is yes, please answer each of the following questions.

1. Are you currently an officer or employee of either the Capitol Development Board or the Illinois Toll Highway Authority? Yes ___ No ___

2. Are you currently appointed to or employed by any agency of the State of Illinois? If you are currently appointed to or employed by any agency of the State of Illinois, and your annual salary exceeds \$106,447.20, (60% of the Governor's salary as of 7/1/07) provide the name the State agency for which you are employed and your annual salary.

RETURN WITH SUBCONTRACT

3. If you are currently appointed to or employed by any agency of the State of Illinois, and your annual salary exceeds \$106,447.20, (60% of the Governor's salary as of 7/1/07) are you entitled to receive (i) more than 7 1/2% of the total distributable income of your firm, partnership, association or corporation, or (ii) an amount in excess of the salary of the Governor? Yes ___ No ___
4. If you are currently appointed to or employed by any agency of the State of Illinois, and your annual salary exceeds \$106,447.20, (60% of the Governor's salary as of 7/1/07) are you and your spouse or minor children entitled to receive (i) more than 15 % in the aggregate of the total distributable income of your firm, partnership, association or corporation, or (ii) an amount in excess of 2 times the salary of the Governor? Yes ___ No ___

(b) State employment of spouse, father, mother, son, or daughter, including contractual employment services in the previous 2 years.

Yes ___ No ___

If your answer is yes, please answer each of the following questions.

1. Is your spouse or any minor children currently an officer or employee of the Capitol Development Board or the Illinois Toll Highway Authority? Yes ___ No ___
2. Is your spouse or any minor children currently appointed to or employed by any agency of the State of Illinois? If your spouse or minor children is/are currently appointed to or employed by any agency of the State of Illinois, and his/her annual salary exceeds \$106,447.20, (60 % of the Governor's salary as of 7/1/07) provide the name of your spouse and/or minor children, the name of the State agency for which he/she is employed and his/her annual salary. _____

3. If your spouse or any minor children is/are currently appointed to or employed by any agency of the State of Illinois, and his/her annual salary exceeds \$106,447.20, (60% of the salary of the Governor as of 7/1/07) are you entitled to receive (i) more then 71/2% of the total distributable income of your firm, partnership, association or corporation, or (ii) an amount in excess of the salary of the Governor? Yes ___ No ___

4. If your spouse or any minor children are currently appointed to or employed by any agency of the State of Illinois, and his/her annual salary exceeds \$106,447.20, (60% of the Governor's salary as of 7/1/07) are you and your spouse or minor children entitled to receive (i) more than 15 % in the aggregate of the total distributable income of your firm, partnership, association or corporation, or (ii) an amount in excess of 2 times the salary of the Governor? Yes ___ No ___

(c) Elective status; the holding of elective office of the State of Illinois, the government of the United States, any unit of local government authorized by the Constitution of the State of Illinois or the statutes of the State of Illinois currently or in the previous 3 years. Yes ___ No ___

(d) Relationship to anyone holding elective office currently or in the previous 2 years; spouse, father, mother, son, or daughter. Yes ___ No ___

(e) Appointive office; the holding of any appointive government office of the State of Illinois, the United States of America, or any unit of local government authorized by the Constitution of the State of Illinois or the statutes of the State of Illinois, which office entitles the holder to compensation in excess of the expenses incurred in the discharge of that office currently or in the previous 3 years. Yes ___ No ___

(f) Relationship to anyone holding appointive office currently or in the previous 2 years; spouse, father, mother, son, or daughter. Yes ___ No ___

(g) Employment, currently or in the previous 3 years, as or by any registered lobbyist of the State government. Yes ___ No ___

RETURN WITH SUBCONTRACT

(h) Relationship to anyone who is or was a registered lobbyist in the previous 2 years; spouse, father, mother, son, or daughter. Yes ___ No ___

(i) Compensated employment, currently or in the previous 3 years, by any registered election or reelection committee registered with the Secretary of State or any county clerk of the State of Illinois, or any political action committee registered with either the Secretary of State or the Federal Board of Elections. Yes ___ No ___

(j) Relationship to anyone; spouse, father, mother, son, or daughter; who was a compensated employee in the last 2 years by any registered election or re-election committee registered with the Secretary of State or any county clerk of the State of Illinois, or any political action committee registered with either the Secretary of State or the Federal Board of Elections. Yes ___ No ___

APPLICABLE STATEMENT

This Disclosure Form A is submitted on behalf of the INDIVIDUAL named on previous page. Under penalty of perjury, I certify the contents of this disclosure to be true and accurate to the best of my knowledge.

Completed by: _____ Date _____
Signature of Individual or Authorized Officer

NOT APPLICABLE STATEMENT

Under penalty of perjury, I have determined that no individuals associated with this organization meet the criteria that would require the completion of this Form A.

This Disclosure Form A is submitted on behalf of the SUBCONTRACTOR listed on the previous page.

_____ Date _____
Signature of Authorized Officer

RETURN WITH SUBCONTRACT

ILLINOIS DEPARTMENT
OF TRANSPORTATION

Form B
Subcontractor: Other Contracts &
Procurement Related Information
Disclosure

Subcontractor Name		
Legal Address		
City, State, Zip		
Telephone Number	Email Address	Fax Number (if available)

Disclosure of the information contained in this Form is required by the Section 50-35 of the Illinois Procurement Act (30 ILCS 500). This information shall become part of the publicly available contract file. This Form B must be completed for bids in excess of \$10,000, and for all open-ended contracts.

DISCLOSURE OF OTHER CONTRACTS, SUBCONTRACTS, AND PROCUREMENT RELATED INFORMATION

1. Identifying Other Contracts & Procurement Related Information. The SUBCONTRACTOR shall identify whether it has any pending contracts, subcontracts, including leases, bids, proposals, or other ongoing procurement relationship with any other State of Illinois agency: Yes ___ No ___

If "No" is checked, the subcontractor only needs to complete the signature box on the bottom of this page.

2. If "Yes" is checked. Identify each such relationship by showing State of Illinois agency name and other descriptive information such as bid or project number (attach additional pages as necessary). SEE DISCLOSURE FORM INSTRUCTIONS:

THE FOLLOWING STATEMENT MUST BE CHECKED

<input type="checkbox"/>	_____	_____
	Signature of Authorized Officer	Date



1. TIME AND PLACE OF OPENING BIDS. Sealed proposals for the improvement described herein will be received by the Department of Transportation at the Harry R. Hanley Building, 2300 South Dirksen Parkway, in Springfield, Illinois until 10:00 o'clock a.m., June 11, 2010. All bids will be gathered, sorted, publicly opened and read in the auditorium at the Department of Transportation's Harry R. Hanley Building shortly after the 10:00 a.m. cut off time.

2. DESCRIPTION OF WORK. The proposed improvement is identified and advertised for bids in the Invitation for Bids as:

**Contract No. 76830
MADISON-ST CLAIR Counties
Section 60-(30,31,128)-1
Project ACNHF-0600(060)
Route FAP 600
District 8 Construction Funds**

1.02 miles of pavement widening to provide 4 through lanes (and a left turn lane) on IL 159 from South Morrison to Church Street in Collinsville.

3. INSTRUCTIONS TO BIDDERS. (a) This Notice, the invitation for bids, proposal and letter of award shall, together with all other documents in accordance with Article 101.09 of the Standard Specifications for Road and Bridge Construction, become part of the contract. Bidders are cautioned to read and examine carefully all documents, to make all required inspections, and to inquire or seek explanation of the same prior to submission of a bid.

(b) State law, and, if the work is to be paid wholly or in part with Federal-aid funds, Federal law requires the bidder to make various certifications as a part of the proposal and contract. By execution and submission of the proposal, the bidder makes the certification contained therein. A false or fraudulent certification shall, in addition to all other remedies provided by law, be a breach of contract and may result in termination of the contract.

4. AWARD CRITERIA AND REJECTION OF BIDS. This contract will be awarded to the lowest responsive and responsible bidder considering conformity with the terms and conditions established by the Department in the rules, Invitation for Bids and contract documents. The issuance of plans and proposal forms for bidding based upon a prequalification rating shall not be the sole determinant of responsibility. The Department reserves the right to determine responsibility at the time of award, to reject any or all proposals, to readvertise the proposed improvement, and to waive technicalities.

By Order of the
Illinois Department of Transportation

Gary Hannig,
Secretary

INDEX
FOR
SUPPLEMENTAL SPECIFICATIONS
AND RECURRING SPECIAL PROVISIONS

Adopted January 1, 2010

This index contains a listing of SUPPLEMENTAL SPECIFICATIONS and frequently used RECURRING SPECIAL PROVISIONS.

ERRATA Standard Specifications for Road and Bridge Construction (Adopted 1-1-07) (Revised 1-1-10)

SUPPLEMENTAL SPECIFICATIONS

<u>Std. Spec. Sec.</u>		<u>Page No.</u>
201	Clearing, Tree Removal and Protection	1
205	Embankment	2
251	Mulch	3
253	Planting Woody Plants	4
280	Temporary Erosion Control	6
406	Hot-Mix Asphalt Binder and Surface Course	7
443	Reflective Crack Control Treatment	12
502	Excavation for Structures	15
503	Concrete Structures	16
504	Precast Concrete Structures	17
505	Steel Structures	18
540	Box Culverts	19
581	Waterproofing Membrane System	20
630	Steel Plate Beam Guardrail	21
633	Removing and Reerecting Guardrail and Terminals	22
637	Concrete Barrier	23
669	Removal and Disposal of Regulated Substances	24
672	Sealing Abandoned Water Wells	25
701	Work Zone Traffic Control and Protection	26
720	Sign Panels and Appurtenances	27
721	Sign Panel Overlay	28
722	Demountable Sign Legend Characters and Arrows	29
726	Mile Post Marker Assembly	30
733	Overhead Sign Structures	31
783	Pavement Marking and Marker Removal	32
801	Electrical Requirements	33
805	Electrical Service Installation – Traffic Signals	34
836	Pole Foundation	35
838	Breakaway Devices	36
862	Uninterruptable Power Supply	37
873	Electric Cable	39
878	Traffic Signal Concrete Foundation	41
1003	Fine Aggregates	42
1004	Coarse Aggregates	43
1005	Stone and Broken Concrete	44
1006	Metals	45
1008	Structural Steel Coatings	47
1010	Finely Divided Materials	48
1020	Portland Cement Concrete	49
1022	Concrete Curing Materials	58
1024	Nonshrink Grout	59
1030	Hot-Mix Asphalt	60
1032	Bituminous Materials	65

FAP Route 600 (IL 159)
Project ACNHF-0600 (060)
Section 60-(30, 31, 128)-1
St. Clair and Madison Counties
Contract No. 76830

1042	Precast Concrete Products	68
1062	Reflective Crack Control System	70
1069	Pole and Tower	72
1074	Control Equipment	75
1076	Wire and Cable	80
1080	Fabric Materials	81
1081	Materials for Planting	82
1083	Elastomeric Bearings	84
1090	Sign Base	85
1091	Sign Face	87
1092	Sign Legend and Supplemental Panels	95
1093	Sign Supports	96
1094	Overhead Sign Structures	98
1095	Pavement Markings	104
1101	General Equipment	106
1102	Hot-Mix Asphalt Equipment	107
1103	Portland Cement Concrete Equipment	109
1106	Work Zone Traffic Control Devices	110

RECURRING SPECIAL PROVISIONS

The following RECURRING SPECIAL PROVISIONS indicated by an "X" are applicable to this contract and are included by reference:

<u>CHECK SHEET #</u>	<u>PAGE NO.</u>
1 X Additional State Requirements For Federal-Aid Construction Contracts (Eff. 2-1-69) (Rev. 1-1-10)	111
2 X Subletting of Contracts (Federal-Aid Contracts) (Eff. 1-1-88) (Rev. 5-1-93)	114
3 X EEO (Eff. 7-21-78) (Rev. 11-18-80)	115
4 Specific Equal Employment Opportunity Responsibilities Non Federal-Aid Contracts (Eff. 3-20-69) (Rev. 1-1-94)	125
5 Required Provisions - State Contracts (Eff. 4-1-65) (Rev. 1-1-10)	130
6 Reserved	135
7 Reserved	136
8 Haul Road Stream Crossings, Other Temporary Stream Crossings, and In-Stream Work Pads (Eff. 1-2-92) (Rev. 1-1-98)	137
9 Construction Layout Stakes Except for Bridges (Eff. 1-1-99) (Rev. 1-1-07)	138
10 X Construction Layout Stakes (Eff. 5-1-93) (Rev. 1-1-07)	141
11 Use of Geotextile Fabric for Railroad Crossing (Eff. 1-1-95) (Rev. 1-1-07)	144
12 Subsealing of Concrete Pavements (Eff. 11-1-84) (Rev. 1-1-07)	146
13 Hot-Mix Asphalt Surface Correction (Eff. 11-1-87) (Rev. 1-1-09)	150
14 Pavement and Shoulder Resurfacing (Eff. 2-1-00) (Rev. 1-1-09)	152
15 PCC Partial Depth Hot-Mix Asphalt Patching (Eff. 1-1-98) (Rev. 1-1-07)	153
16 Patching with Hot-Mix Asphalt Overlay Removal (Eff. 10-1-95) (Rev. 1-1-07)	155
17 Polymer Concrete (Eff. 8-1-95) (Rev. 1-1-08)	156
18 PVC Pipeliner (Eff. 4-1-04) (Rev. 1-1-07)	158
19 Pipe Underdrains (Eff. 9-9-87) (Rev. 1-1-07)	159
20 X Guardrail and Barrier Wall Delineation (Eff. 12-15-93) (Rev. 1-1-97)	160
21 Bicycle Racks (Eff. 4-1-94) (Rev. 1-1-07)	164
22 Temporary Modular Glare Screen System (Eff. 1-1-00) (Rev. 1-1-07)	166
23 Temporary Portable Bridge Traffic Signals (Eff. 8-1-03) (Rev. 1-1-07)	168
24 Work Zone Public Information Signs (Eff. 9-1-02) (Rev. 1-1-07)	170
25 Night Time Inspection of Roadway Lighting (Eff. 5-1-96)	171
26 English Substitution of Metric Bolts (Eff. 7-1-96)	172
27 English Substitution of Metric Reinforcement Bars (Eff. 4-1-96) (Rev. 1-1-03)	173
28 Calcium Chloride Accelerator for Portland Cement Concrete (Eff. 1-1-01)	174
29 Reserved	175
30 Quality Control of Concrete Mixtures at the Plant (Eff. 8-1-00) (Rev. 1-1-09)	176
31 X Quality Control/Quality Assurance of Concrete Mixtures (Eff. 4-1-92) (Rev. 1-1-09)	184
32 Asbestos Bearing Pad Removal (Eff. 11-1-03)	196
33 Asbestos Hot-Mix Asphalt Surface Removal (Eff. 6-1-89) (Rev. 1-1-09)	197

TABLE OF CONTENTS

LOCATION OF PROJECT	1
DESCRIPTION OF PROJECT	1
SEQUENCE OF DEMOLITION	1
PROTECTION AND RESTORATION OF PROPERTY	2
COOPERATION BETWEEN CONTRACTORS	3
TREE REMOVAL FOR UTILITY ADJUSTMENT/RELOCATION	4
EMBANKMENT	4
SEEDING	5
AGGREGATE FOR TEMPORARY ACCESS	6
TEMPORARY PAVEMENT	7
PAVEMENT IMPRINTING	7
TEMPORARY ASPHALT WEDGE	9
CONCRETE STEPS	9
PORTLAND CEMENT CONCRETE SIDEWALK 4", SPECIAL	10
TREE FRAME AND GRATE	10
REMOVE AND RELAY BRICK SIDEWALK	11
HOT-MIX ASPHALT SURFACE REMOVAL VARIABLE DEPTH W/SKETCH OF ILLINOIS STANDARD W8-I106	11
TEMPORARY SHORING	14
REMOVE EXISTING CULVERTS	14
TEMPORARY SUPPORT SYSTEM	14
INLETS, SPECIAL, TYPE E	15
STORM SEWERS	15
SANITARY SEWER	15
CONCRETE HEADWALL	16
ADJUSTING SANITARY SEWERS, 8-INCH DIAMETER OR LESS	17
SANITARY MANHOLES TO BE RECONSTRUCTED	18
MANHOLES, SANITARY, 4'-DIAMETER, TYPE 1 FRAME, CLOSED LID	18
SANITARY MANHOLES TO BE REMOVED	18
SANITARY MANHOLES TO BE ADJUSTED	19
SANITARY SEWER REMOVAL	19
WATER MAIN	19
STEEL CASINGS 16"	20
FIRE HYDRANT ASSEMBLY COMPLETE	21
FIRE HYDRANT TO BE REMOVED	21
WATER MAIN TO BE ABANDONED	22
WATER METER ASSEMBLY	23

WATER METER TO BE REMOVED 23

WATER SERVICE LINE 24

CONCRETE GUTTER (SPECIAL) 24

RADIUS GUARDRAIL..... 25

RIGHT-OF-WAY AND PROPERTY CORNERS..... 25

OFFICE COPY MACHINE 28

TELEPHONE ANSWERING MACHINE 28

TRAFFIC CONTROL AND PROTECTION STANDARD 701501 29

TRAFFIC CONTROL PLAN 29

TRAFFIC CONTROL AND PROTECTION, (SPECIAL) 34

INSTALLATION OF TEMPORARY CONCRETE BARRIERS AND/OR TEMPORARY BRIDGE RAIL..... 37

SEQUENCE OF TRAFFIC SIGNAL CONSTRUCTION 39

TRAFFIC SIGNAL TURN-ON AND FINAL INSPECTION 40

CONDUIT PUSHED, GALVANIZED STEEL 40

CONCRETE FOUNDATION, TYPE D 41

DETECTOR LOOP, TYPE 1 41

DETECTOR LOOP REPLACEMENT 42

PEDESTRIAN PUSH BUTTONS..... 42

TEMPORARY TRAFFIC SIGNAL INSTALLATION 43

REMOVE EXISTING TRAFFIC SIGNAL EQUIPMENT..... 43

REMOVE EXISTING HANDHOLE..... 44

REMOVE EXISTING CONCRETE FOUNDATION..... 44

FULL-ACTUATED CONTROLLER AND TYPE IV CABINET 45

TEMPERATURE CONTROL FOR CONCRETE PLACEMENT 45

CONSTRUCTION AND MAINTENANCE SIGN SUPPORTS 45

UTILITY RELOCATIONS 46

STATUS OF UTILITIES TO BE ADJUSTED 46

REMOVAL AND DISPOSAL OF REGULATED SUBSTANCES 47

DRILLED SOLDIER PILE RETAINING WALL..... 48

TEMPORARY SOIL RETENTION SYSTEM 53

PIPE UNDERDRAINS FOR STRUCTURES 54

DEMOLITION PLANS FOR REMOVAL OF EXISTING STRUCTURES..... 55

SEGMENTAL CONCRETE BLOCK WALL..... 56

ABOVE GRADE INLET PROTECTION (BDE) 59

ALKALI-SILICA REACTION FOR CAST-IN-PLACE CONCRETE (BDE) 61

ALKALI-SILICA REACTION FOR PRECAST AND PRECAST PRESTRESSED CONCRETE (BDE)..... 64

APPROVAL OF PROPOSED BORROW AREAS, USE AREAS, AND/OR WASTE AREAS INSIDE ILLINOIS STATE BORDERS (BDE)..... 66

CEMENT (BDE) 67

CONCRETE ADMIXTURES (BDE) 69

CONCRETE GUTTER, TYPE A (BDE) 72

CONCRETE MIX DESIGNS (BDE) 72

CONSTRUCTION AIR QUALITY – DIESEL RETROFIT (BDE)..... 74

CONSTRUCTION AIR QUALITY - DIESEL VEHICLE EMISSIONS CONTROL (BDE) 76

CONSTRUCTION AIR QUALITY - IDLING RESTRICTIONS (BDE)..... 77

DETERMINATION OF THICKNESS (BDE)..... 78

DISADVANTAGED BUSINESS ENTERPRISE PARTICIPATION (BDE) 88

DOWEL BARS (BDE) 95

ENGINEER’S FIELD OFFICE TYPE A (BDE) 95

EQUIPMENT RENTAL RATES (BDE)..... 97

FLAGGER AT SIDE ROADS AND ENTRANCES (BDE) 98

HMA - HAULING ON PARTIALLY COMPLETED FULL-DEPTH PAVEMENT (BDE) 99

HOT-MIX ASPHALT – ANTI-STRIPPING ADDITIVE (BDE)..... 100

HOT-MIX ASPHALT - DENSITY TESTING OF LONGITUDINAL JOINTS (BDE) 101

HOT-MIX ASPHALT – DROP-OFFS (BDE) 101

HOT-MIX ASPHALT - FINE AGGREGATE (BDE) 102

HOT-MIX ASPHALT – PLANT TEST FREQUENCY (BDE)..... 102

HOT-MIX ASPHALT – QC/QA ACCEPTANCE CRITERIA (BDE) 104

HOT-MIX ASPHALT – TRANSPORTATION (BDE) 104

IMPACT ATTENUATORS, TEMPORARY (BDE)..... 105

IMPROVED SUBGRADE (BDE)..... 106

LIQUIDATED DAMAGES (BDE)..... 108

MAST ARM ASSEMBLY AND POLE (BDE)..... 109

METAL HARDWARE CAST INTO CONCRETE (BDE)..... 110

MONTHLY EMPLOYMENT REPORT (BDE) 111

NATIONAL POLLUTANT DISCHARGE ELIMINATION SYSTEM / EROSION AND SEDIMENT CONTROL DEFICIENCY DEDUCTION (BDE) 111

NOTIFICATION OF REDUCED WIDTH (BDE) 113

PAVEMENT MARKING REMOVAL (BDE)..... 113

PAVEMENT PATCHING (BDE)..... 113

PAYMENTS TO SUBCONTRACTORS (BDE) 113

PERSONAL PROTECTIVE EQUIPMENT (BDE) 114

PIPE CULVERTS (BDE)..... 114

PORTLAND CEMENT CONCRETE PLANTS (BDE) 118

PRECAST CONCRETE HANDLING HOLES (BDE) 119

RAISED REFLECTIVE PAVEMENT MARKERS (BDE)..... 121

RECLAIMED ASPHALT PAVEMENT (RAP) (BDE) 121

REFLECTIVE SHEETING ON CHANNELIZING DEVICES (BDE) 128

REINFORCEMENT BARS - STORAGE AND PROTECTION (BDE)..... 129
SELF-CONSOLIDATING CONCRETE FOR CAST-IN-PLACE CONSTRUCTION (BDE)..... 129
SELF-CONSOLIDATING CONCRETE FOR PRECAST PRODUCTS (BDE)..... 133
SUBCONTRACTOR MOBILIZATION PAYMENTS (BDE) 134
SURFACE TESTING OF PAVEMENTS (BDE) 135
TEMPORARY EROSION CONTROL (BDE) 141
THERMOPLASTIC PAVEMENT MARKINGS (BDE) 143
TRAINING SPECIAL PROVISIONS 144
TRUCK MOUNTED/TRAILER MOUNTED ATTENUATORS (BDE) 146
WORKING DAYS (BDE) 147
BITUMINOUS MATERIALS COST ADJUSTMENTS (BDE) (RETURN FORM WITH BID)..... 147
FUEL COST ADJUSTMENT (BDE) (RETURN FORM WITH BID) 150
STEEL COST ADJUSTMENT (BDE) (RETURN FORM WITH BID) 154
PROJECT LABOR AGREEMENT 158
404 PERMIT 172
NATIONWIDE PERMITS AND CONDITIONS..... 177
IEPA REGIONAL CONDITIONS..... 190

STATE OF ILLINOIS

SPECIAL PROVISIONS

The following Special Provisions supplement the "Standard Specifications for Road and Bridge Construction," adopted January 1, 2007, the latest edition of the "Manual on Uniform Traffic Control Devices for Streets and Highways," and the "Manual of Test Procedures for Materials" in effect on the date of invitation for bids, and the Supplemental Specifications and Recurring Special Provisions indicated on the Check Sheet included herein which apply to and govern the construction of FAP Route 600 (IL 159); Project ACNHF-0600 (060); Section 60-(30, 31, 128)-1; St. Clair and Madison Counties; Contract No. 76830 and in case of conflict with any part or parts of said Specifications, the said Special Provisions shall take precedence and shall govern.

LOCATION OF PROJECT

This improvement begins at Station 102+00 (north of South Morrison Avenue) and ends at Station 156+02 (north of Church St.). The gross length of improvement along IL 159 is 5402 feet (1.023 miles), and the net length of the improvement is 5402 feet (1.023 miles), all of which is located in the city of Collinsville and in St. Clair and Madison Counties, Illinois.

DESCRIPTION OF PROJECT

This improvement consists of widening the roadway from two or three lanes to five lanes with curb and gutter and a bi-directional left turn lane. A few locations are four lanes with center stripe divider only. The proposed work also includes construction of a closed drainage system and sidewalk on most of the project. The existing triple box culvert at approximately station 106+52 is to be removed and replaced with a double box at the same location. In addition to walls to be constructed in conjunction with the box culvert, there are three additional retaining walls to be constructed on this project (station 108+78 to 110+30 and station 121+50 to 122+25 on IL 159, and station 1+23 to 1+74 on McKinley Avenue). Additionally, temporary shoring will be required for staged construction on South Loop Street. This project includes roadway pavement construction, embankment, grading, roadway drainage, pavement marking, seeding, traffic control and protection, traffic signals, sidewalk construction and all incidental and collateral work necessary to complete the improvements as shown on the plans and as described herein. Extensive utility adjustments will be required for this project. Any water main or sanitary sewer adjustments will be made in this contract.

SEQUENCE OF DEMOLITION

The Contractor shall be aware that the following parcels are considered to be high priority:

- Parcel 8411020
- Parcel 8411022
- Parcel 8411028
- Parcel 8411052
- Parcel 8411053

The demolition activities on the above parcels shall be completed, to the satisfaction of the Engineer, prior to beginning any work on the remaining parcels.

Cost for complying with this special provision will not be paid for, but shall be included in the BUILDING REMOVAL pay items.

PROTECTION AND RESTORATION OF PROPERTY

Condition Surveys:

In addition to the requirements of Article 107.20 of the standard specifications, the Contractor shall conduct pre-construction surveys of all structures adjacent to the construction limits that may be potentially affected by vibration prior to any work by the Contractor. These preconstruction survey records shall be provided to the Engineer prior to beginning any work that may cause damage to private property. The Contractor shall conduct and document post-construction surveys of any nearby buildings or structures that have a potential for vibration damage and make these records available to the engineer for review. The Contractor shall be responsible for any damage resulting from excessive vibration-causing operations.

These condition surveys shall consist of visually inspecting and recording all existing defects in the structures before and after construction. Photographs and/or videotape may be used to assist in documentation. The Contractor shall submit a written report to the department detailing the visual and photographic investigation of potentially affected structures. This report will include copies of the Contractor preconstruction survey(s) and Contractor post-construction survey(s) and discuss any discrepancies and findings of these surveys.

Vibration Control and Monitoring:

When performing pile driving, steel sheet driving, shaft drilling or any other activities that in the opinion of the Engineer could induce the potential for vibration damage to adjacent buildings, structures, or utilities, the Contractor shall monitor the operations with an approved seismograph, located as approved, between the vibration-causing work and the closest structure subject to vibration damage, and as close as practical to the subject structure.

Vibration monitoring shall be performed by a vibration specialist with a seismograph, subject to the Engineer's approval. The vibration specialist shall monitor vibration levels in accordance with the specification provided below. Vibrations measured at the foundation or basement floor of any structure shall not exceed the following limitations:

Displacement:

<u>Frequency</u>	<u>Amplitude (in inches)</u>
2	0.1
5	0.01
10	0.005
20	0.0018
30	0.001
40	0.0008
50	0.0006
60	0.0005

Data recorded for each occurrence shall be furnished to the Engineer prior to the next vibration-causing work and shall include the following:

1. Identification of vibration monitoring instrument used.
2. Description of contractor's equipment.
3. Name of qualified observer and interpreter.
4. Distance and direction of recording station from vibration-causing area.
5. Type of ground at recording station and material on which the instrument is sitting.
6. Principal frequency, amplitude and particle velocity in each component.
7. A dated and signed copy of records of seismograph readings.
8. Contractor documentation of any operational changes necessary to reduce vibration levels below the acceptable levels.

If the recorded vibration data exceeds the allowable levels as specified in this article, the Contractor shall immediately halt all work creating the excessive vibrations until such time that the Contractor changes the work operations and can show that acceptable vibration levels will be maintained.

All costs associated with the work described will not be paid for separately, but shall be considered as included in the contract unit bid prices, and no additional compensation will be allowed.

COOPERATION BETWEEN CONTRACTORS

The Contractor for this contract is advised that other projects within or adjacent to the limits of this contract may be under construction during construction operations for this contract. The Contractor for this section shall cooperate with the Contractor for the other projects in accordance with Article 105.08 of the Standard Specifications.

Projects that may be under construction while this contract is in force are as follows:

- State Project: Widening and reconstruction of Illinois Route 159 to 5 lanes from north of Church Street to north of Johnson Avenue.
- City Project: Widening and reconstruction of Spring Avenue from just east of Illinois Route 159 to the east.

TREE REMOVAL FOR UTILITY ADJUSTMENT/RELOCATION

It may be necessary for the Contractor to schedule his tree removal operation in order to facilitate utility adjustments/relocations that are a result of this project, and thus impact the project schedule. This removal shall be done in conjunction with the special provision entitled "Status of Utilities to be Adjusted", and as directed by the Engineer.

This work shall be in accordance with Section 201 of the Standard Specifications.

Any cost incurred due to compliance with this special provision will not be paid for separately, but rather will be included in the cost for TREE REMOVAL (6 TO 15 UNIT DIAMETER), TREE REMOVAL (OVER 15 UNITS DIAMETER) or TREE REMOVAL ACRES.

EMBANKMENT

Revised November 1, 2006

Material which is proposed for use by the Contractor to be used for embankment construction must be inspected and approved by the District Geotechnical Engineer. In order to be approved for use as embankment material, it must meet all applicable requirements of Sections 202, 203, 204, 205, and 502 of the Standard Specifications and meet the following requirements:

1. It must fall in one of the following Highway Research Board Classifications: A-1, A-2, A-3, A-4, A-6, or A-7-6.
2. It shall have a Liquid Limit of 49 or less.
3. Any A-4, A-6 or A-7-6 material to be used as borrow for embankment construction shall not have an organic content greater than 7%.
4. Classification of the material for points 1 and 2 shall be determined in accordance with the latest AASHTO Designation: M 145.
5. When tested for density in place, any soil classified as an A-4 shall not contain more than 100% of optimum moisture content determined according to AASHTO T-99.

The outside 9 feet (3 meters) of those portions of the embankment which will be permanently exposed in the completed roadway shall be constructed using native materials of a classification that will support vegetation and contain a plasticity index of 12 or greater as directed by the Engineer.

The lime modified soil layer shall be constructed with a minimum of 18 inches (450 mm) of “reactive” soil as defined by Article 1009.02 of the Standard Specifications.

SEEDING

Effective: January 1, 2009

Revise the following seeding mixtures shown in Table 1 of Article 250.07 of the Standard Specifications to read:

"Table 1 - SEEDING MIXTURES		
Class – Type	Seeds	lb/acre (kg/hectare)
2 Roadside Mixture 7/	Tall Fescue (Inferno, Tarheel II, Quest, Blade Runner, or Falcon IV)	100 (110)
	Perennial Ryegrass	50 (55)
	Creeping Red Fescue	40 (50)
	Red Top	10 (10)
2A Salt Tolerant Roadside Mixture 7/	Tall Fescue (Inferno, Tarheel II, Quest, Blade Runner, or Falcon IV)	60 (70)
	Perennial Ryegrass	20 (20)
	Red Fescue (Audubon, Sea Link, or Epic)	30 (20)
	Hard Fescue (Rescue 911, Spartan II, or Reliant IV)	30 (20)
	Fults Salt Grass 1/	60 (70)"

Revise Note 7 of Table 1 – Seeding Mixtures of Article 250.07 of the Standard Specifications to read:

“7/ In Districts 1 through 6, the planting times shall be April 1 to June 15 and August 1 to November 1. In Districts 7 through 9, the planting times shall be March 1 to June 1 and August 1 to November 15. In District 8 when Class 2 seeding is done between March 1st and June 1st, the seed mixture shall also include 48 pounds per acre (55kg/ha) of Spring Oats. When Class 2 seeding is done between August 1st and November 15th, the seed mixture shall also include 56 pounds per acre (63kg/ha) of Balboa Farm Rye or 60 pounds per acre (67kg/ha) of Winter Wheat. Seeding may be performed outside these dates provided the Contractor guarantees a minimum of 75 percent uniform growth over the entire seeded area(s) after a period of establishment. Inspection dates for the period of establishment will be as follows: Seeding conducted in Districts 1 through 6 between June 16 and July 31 will be inspected after April 15 and seeding conducted between November 2 and March 31 will be inspected after September 15. Seeding conducted in Districts 7 through 9 between June 2 and July 31 will be inspected after April 15 and seeding conducted between November 16 and February 28 will be inspected after September 15. The guarantee shall be submitted to the Engineer in writing prior to performing the work.

After the period of establishment, areas not exhibiting 75 percent uniform growth shall be interseeded or reseeded, as determined by the Engineer, at no additional cost to the Department.”

Revise Table II of Article 1081.04(c)(6) of the Standard Specifications to read:

TABLE II						
Variety of Seeds	Hard Seed	Purity	Pure Live	Weed	Secondary *	Notes
	%	%	Seed %	%	Noxious Weeds	
	Max.	Min.	Min.	Max.	No. per oz (kg) Max. Permitted	
Alfalfa	20	92	89	0.50	6 (211)	1/
Clover, Alsike	15	92	87	0.30	6 (211)	2/
Red Fescue, Audubon	0	97	82	0.10	3 (105)	-
Red Fescue, Creeping	-	97	82	1.00	6 (211)	-
Red Fescue, Epic	-	98	83	0.05	1 (35)	-
Red Fescue, Sea Link	-	98	83	0.10	3 (105)	-
Tall Fescue, Blade Runner	-	98	83	0.10	2 (70)	-
Tall Fescue, Falcon IV	-	98	83	0.05	1 (35)	-
Tall Fescue, Inferno	0	98	83	0.10	2 (70)	-
Tall Fescue, Tarheel II	-	97	82	1.00	6 (211)	-
Tall Fescue, Quest	0	98	83	0.10	2 (70)	-
Fults Salt Grass	0	98	85	0.10	2 (70)	-
Kentucky Bluegrass	-	97	80	0.30	7 (247)	4/
Oats	-	92	88	0.50	2 (70)	3/
Redtop	-	90	78	1.80	5 (175)	3/
Ryegrass, Perennial, Annual	-	97	85	0.30	5 (175)	3/
Rye, Grain, Winter	-	92	83	0.50	2 (70)	3/
Hard Fescue, Reliant IV	-	98	83	0.05	1 (35)	-
Hard Fescue, Rescue 911	0	97	82	0.10	3 (105)	-
Hard Fescue, Spartan II	-	98	83	0.10	3 (105)	-
Timothy	-	92	84	0.50	5 (175)	3/
Wheat, hard Red Winter	-	92	89	0.50	2 (70)	3/”

Revise the first sentence of the first paragraph of Article 1081.04(c)(7) of the Standard Specifications to read:

“The seed quantities indicated per acre (hectare) for Prairie Grass Seed in Classes 3, 3A, 4, 4A, 6, and 6A in Article 250.07 shall be the amounts of pure, live seed per acre (hectare) for each species listed.”

AGGREGATE FOR TEMPORARY ACCESS
 (TEMPORARY PARKING AREA AT LOOP STREET)

Description: To be designed by the Contractor and approved by the Engineer. This work shall consist of preparing the design, furnishing the materials, and constructing the temporary parking area shown on the plans to the lines, grades and dimensions shown in the contract plans and as directed by the Engineer. The Temporary Parking Area must be large enough to provide parking for six passenger cars/light trucks at one time and must allow for proper circulation of these vehicles. Temporary Parking Area will be maintained by the contractor as directed by the Engineer for the duration of the construction of the driveways in the South Loop Area. The parking area shall be removed by the Contractor upon completion of the proposed construction in this area and graded out to match final proposed grade in the area.

Submittals: The Contractor shall submit the design to the Department for review and approval no later than 45 days prior to beginning construction in the South Loop Street area. All shop drawing submittals shall be sealed in accordance with the laws of the State of Illinois. Items to be included in the submittals are at the discretion of the Engineer.

Method of Measurement: Aggregate for temporary parking will be measured for payment in tons.

Basis of Payment: This work will be paid for at the contract unit price per ton for AGGREGATE FOR TEMPORARY ACCESS

TEMPORARY PAVEMENT

Description: All temporary HMA pavement to be used for the purpose of maintaining traffic as shown in the plans shall be exempt from the Pavement Thickness Determination for Payment as defined in Article 407.10 of the Standard Specifications. Temporary pavement will be measured and paid for as AGGREGATE BASE COURSE, TYPE B 8", HOT-MIX ASPHALT BINDER COURSE, IL-19.0, N90 and HOT-MIX ASPHALT SURFACE COURSE, MIX "D", N90.

Removal of all temporary pavement shall be measured and paid for per Section 440 for PAVEMENT REMOVAL.

PAVEMENT IMPRINTING

This item shall consist of constructing a colored and textured surface onto a fully compacted and prepared hot-mix asphalt concrete pavement surface for pedestrian crosswalks as designated in the plans.

The pavement texturing system shall be "StreetPrint™ Pavement Texturing" system for "wet climate conditions" or approved equal. Textured pavement shall be constructed at the locations shown on the plans according to the manufacturer's recommendations. Textured pavement shall be colored and textured as "Brick" colored "Offset Brick" pattern as described by "StreetPrint™ Pavement Texturing" or an approved equivalent pattern and color. Texturing and related materials shall conform to ASTM D-4541 for pull-off strength, ASTM D-4060 for abrasion resistance, and ASTM D-2697 for pigmented coatings.

Surface Preparation: The asphalt surface shall be free of dirt, debris, oil, moisture, or anything that would adversely affect the adhesion of the coating system. All loose material on the asphalt surface shall be removed by mechanical brooming, or blowing clean using a backpack blower or compressed air. Any difficult to remove dirt shall be removed using a pressure washer. Prior to applying the coating, the asphalt surface shall be completely dry. Surfaces shall be cleaning to a width 2 feet outside of the proposed treatment area.

Heating of Asphalt: When stamped patterns are applied to new pavement surfaces, the pattern shall be applied only once the surface temperature has cooled to below 200°F. For the reheated stamping process, the upper portion of the asphalt surface shall be heated using reciprocating infra red re-heating equipment to make the upper portion of the asphalt surface pliable enough to accept the imprint of the template.

Overheating of the asphalt shall not be permitted. Direct flame heaters shall not be allowed for the purpose of heating the asphalt. Hot air portable heaters may only be used for heating isolated areas. The temperature of the asphalt surface shall be regularly monitored during the reheating process. The asphalt pavement shall be adequately heat soaked (softened) to a depth of at least ½ inch, without burning the asphalt. The asphalt surface temperature shall not exceed 300 °F. If during the re-heating process the surface is overheated and begins to emit black smoke, the contractor shall stop work immediately. The damaged surface area shall be removed by milling the upper 1" and replaced by a partial depth patch with the topmost layer matching the existing surface layer mix and binder. Patching and all work associated with the repair effort shall be at no cost to the Owner.

Surface Imprinting: Templates shall be pressed fully into the heated asphalt surface using vibratory plate compactors.

Coating Installation: The StreetBond HW Surfacing System or approved equal shall be installed by applying at least four thin layers of StreetBond SP150E coating material or approved equal to the asphalt surface. Each application of coating material shall be allowed to dry completely before applying the next layer. The color of the coating system shall be as per the drawings. Each layer of the coating system shall consist of the same color.

The coating application shall be spray applied and broomed to work the material into the asphalt surface. Subsequent applications shall be sprayed and rolled, using a 1" to 1^{1/2}" nap roller or sprayed and broomed. The contractor shall use StreetPrint or approved equal recommended spray equipment. Total coverage area of the combined coating materials shall not be more than 150 square feet per pail pf StreetBond SP150E coating or approved equal.

The Contractor shall apply the StreetBond HW Surfacing System or approved equal only when the air temperature is at least 50°F and rising, and will not drop below 50°F within 8 hours of application of the coating material. There should be no precipitation expected within 2 hours after applying the final layer of StreetBond SF150E or approved equal.

Stamping Depth: Upon completion, the patterned area shall be checked for proper depth of print, by taking random samples. 98% of the stamped area shall have an imprint depth of ¼ inch. If any sample areas have an imprint depth that is less tan ¼ inch, those areas shall be re-heated and re-stamped prior to applying the coatings.

The total thickness shall be monitored by measuring the volume of material used per unit area. For this project an average coverage area for the combined coating layers shall be 150 square feet coated per 5 gallon pail of StreetBond SP150E material or approved equal is used. The Contractor shall provide proof of material usage.

All utility, traffic loop detector, and other items requiring a cut and installation under the asphalt surface shall be completed prior to installation of stamped patterned asphalt treatment.

Preparation, imprinting, and coloring of the pavement shall be according to the manufacturer's recommendations. Traffic will not be permitted onto the pavement that it to be textured until after it has been textured and colored as recommended by the manufacturer. Once all coating operations are completed, the textured and colored surface shall be allowed to cure for at least 24 hours after the last coating is applied or as directed by the engineer.

The Contractor shall submit shop drawings, consisting of color and texture samples and manufacturer's specifications of the textured pavement products and construction procedures to the Engineer for approval according to the "Standard Specifications for Road and Bridge Construction."

This item will be paid for at the contract unit price per square yard for PAVEMENT IMPRINTING.

TEMPORARY ASPHALT WEDGE

Description: This work shall consist of constructing a temporary asphalt wedge along the front edge of the CC&G gutter pan along the west edge of pavement within the proposed ,narrowed, four lane section.

General: The temporary asphalt wedge will be constructed along the west edge of pavement (between station 138+70 and 150+10 or as directed by Engineer) on top of the bituminous binder course. Since the gutter pan during the staged construction will be approximately 2 1/2 " above the adjacent binder course, this TEMPORARY ASPHALT WEDGE will be placed to help prevent traffic utilizing the narrow lanes during stage construction from jumping the curb.

Installation: The temporary asphalt wedge shall be a HMA material, be placed in accordance with Article 406.06 of the Standard Specifications, have a width of 3 ft., and provide a smooth transition from the cc&g gutter pan to the binder course surface. The HMA material used shall meet the approval of the Engineer. Cold-milled tailings will not be acceptable.

The temporary asphalt wedge shall be removed just prior to placing the proposed surface course or as directed by the Engineer.

Basis of Payment: This work will be paid for at the contract unit price per square yard for TEMPORARY ASPHALT WEDGE.

CONCRETE STEPS

Description: This work shall consist of constructing reinforced concrete steps at various locations throughout the project.

General: The concrete steps shall be constructed to the lines and grades detailed in the plans and as directed by the Engineer. Class SI portland cement concrete shall be used and conform to Section 1020 of the Standard Specifications. Reinforcement bars shall conform to Sections 508 and 1006 of the Standard Specifications.

Method of Measurement: This work will be measured for payment in place and the volume computed in cubic yards. The dimensions used will not exceed those shown on the plans. Increased quantities from the omission of forms will not be measured for payment. No deductions will be made for reinforcement.

Basis of Payment: This work will be paid for at the contract unit price per cubic yard for CONCRETE STEPS.

Reinforcement will not be paid for separately but shall be included in the cost for CONCRETE STEPS.

PORTLAND CEMENT CONCRETE SIDEWALK 4", SPECIAL

This item shall consist of constructing a Portland cement concrete sidewalk on a prepared subgrade according to Section 424 of the "Standard Specifications for Road and Bridge Construction," except as modified herein:

Textured sidewalk shall be constructed at the locations shown on the plans. Textured sidewalk shall be colored and textured to replicate the appearance of brick pavers in a running bond pattern. The Contractor shall submit shop drawings consisting of color and texture samples and manufacturer's specifications of the textured sidewalk products and construction procedures to the Engineer for approval according to the "Standard Specifications for Road and Bridge Construction." Following the Engineer's approval of the color and texture samples, **the Contractor shall provide a minimum two foot (2') square by four inch (4") thick sample of the textured sidewalk, constructed by the Contractor, for approval of the coloring and texturing technique.** The cost of this sample will not be paid for separately, but shall be included in the contract unit price for PORTLAND CEMENT CONCRETE SIDEWALK 4", SPECIAL.

Textured sidewalk shall consist of a Portland cement concrete, colored with a surface-applied color hardener, stenciled or imprinted for texture. The stain shall be "Lithochrome Color Hardener," or approved equal. The "mortar joints" in the brick pattern shall remain the same color as the non-pigmented concrete. Application of the hardener and texture shall be in strict accordance with the manufacturer's recommendations. Color and texture shall closely match the existing sidewalk..

Curb ramps accessible to the disabled shall **not** be constructed as PORTLAND CEMENT CONCRETE SIDEWALK 4", SPECIAL. Curb ramps shall be constructed with regular Portland cement concrete in complete accordance with Highway Standard 424001.

This item will be paid for at the contract unit price per square foot for PORTLAND CEMENT CONCRETE SIDEWALK 4", SPECIAL, which price shall include all work necessary to successfully color and texture the sidewalk, and no additional compensation will be allowed.

TREE FRAME AND GRATE

This item consists of furnishing and constructing tree frames and grates in the newly constructed sidewalk in locations indicated in the plans. The Contractor shall coordinate exact locations with the City of Collinsville prior to installation.

The tree grate shall be Fairweather™ Site Furnishing & Accessories, Style IVY 3672 with an eleven inch tree opening diameter, or approved equal. The grates shall be coated with 'TGIC' powder coating and cured according to the manufacturer's recommendations. The color of the grates shall be "**Flat Black**". The frames for the grates do not need to be coated. The nominal grate size shall be 36" x 72". The grate and its frame shall be constructed according to the details in the plans.

This item will be paid for at the contract unit price per each for TREE FRAME AND GRATE which price shall include all material and work necessary to install the tree frame and grate as detailed in the plans. No additional compensation will be allowed.

REMOVE AND RELAY BRICK SIDEWALK

Description: This work shall consist of removing, cleaning, and relaying brick sidewalk at various locations detailed in the plans.

General: The Contractor shall take care in removing the existing brick pavers so that they may be salvaged and reincorporated into the sidewalk construction. Hand removal may be necessary to avoid damage. Any pavers damaged by the Contractor's operations will be replaced in kind by the Contractor at no additional cost.

Construction: Prior to placement the bricks shall be cleaned of all loose debris so as to provide a uniform surface once in place. Cleaning shall be to the satisfaction of the Engineer. Preparation of the bedding shall involve excavation and placement of 4" of aggregate base course, type B. The aggregate base course shall conform to Section 351 of the Standard Specifications. A 1" to 1.5" thick layer of fine aggregate bedding material shall then be placed over the aggregate base course. The fine aggregate shall conform to Section 1003 of the Standard Specifications with gradation meeting the approval of the Engineer. Spacing between the bricks shall match that of the original installment prior to removal. Once placed in their final position, the brick pavers shall be backfilled with a like grouting material that was used in the original installment prior to removal. Earth material shall then be carefully backfilled along the outside perimeter to provide a smooth vertical transition between the relayed brick sidewalk and the adjacent property.

Method of Measurement: This work shall be measured for payment in place per square foot of relayed brick sidewalk.

Basis of Payment: This work will be paid for at the contract unit price per square foot for REMOVE AND RELAY BRICK SIDEWALK. No additional compensation will be allowed for the use of new or replacement brick pavers. Aggregate bedding and grouting materials will not be paid for separately but shall be included in the unit bid price for REMOVE AND RELAY BRICK SIDEWALK.

HOT-MIX ASPHALT SURFACE REMOVAL VARIABLE DEPTH W/SKETCH OF ILLINOIS STANDARD W8-I106

Effective: October 1, 1985

Revised: August 10, 2007

This work shall consist of removing bituminous surface to the limits specified on the plans according to Section 440 of the Standard Specifications except as herein modified.

The cuttings from the hot-mix asphalt surface removal shall become the property of the Contractor, unless otherwise noted in the General Notes, and their salvage value shall be reflected in the contract unit price for HOT-MIX ASPHALT SURFACE REMOVAL, VARIABLE DEPTH.

Concrete patches which have to be partially removed will be paid for as HOT-MIX ASPHALT SURFACE REMOVAL, VARIABLE DEPTH.

Manholes and valve vaults which are exposed by the hot-mix asphalt surface removal and transverse cuts at the end of the day which are more than 1/2 inch (12 mm) deep shall be tamped with a bituminous cold mix. The cost of this temporary taper shall be included in HOT-MIX ASPHALT SURFACE REMOVAL, VARIABLE DEPTH.

When the removal width of the machine is less than the width of the lane, the operations shall be planned such that after the hot-mix asphalt surface for a portion of the lane has been removed the remaining portion shall have been removed by the end of the day so that the two passes begin and terminate even with each other.

If the depth of removal is greater than 1/2 inch (12 mm), the removal shall be tapered at the terminating point at the end of each day's operation when the lane is open to traffic.

All materials, equipment, and labor necessary to complete the work and maintenance of the tapers as specified above will be included in the contract unit bid price for HOT-MIX ASPHALT SURFACE REMOVAL, VARIABLE DEPTH.

Where hot-mix asphalt surface removal has been performed and water would be pocketed on the pavement prior to resurfacing, the Contractor shall construct temporary ditches through the shoulder to permit drainage as directed by the Engineer. Where the existing shoulders are hot-mix asphalt, narrow strips of surface removal to permit drainage will be done only on the specific instructions from the Engineer. The Contractor shall repair the shoulder to its original condition after the resurfacing is completed.

After any hot-mix asphalt removal operation has been performed, the Contractor shall erect special "ROUGH GROOVED SURFACE" signs, as shown on the attached sheet, in advance of the construction zone in both directions, if applicable. In addition, these signs shall also be erected along major side streets in advance of the construction zone.

These signs shall remain in place until they are no longer applicable as determined by the Engineer. They shall then be removed by the Contractor and become his property.

The cost of furnishing, erecting, maintaining, and removing these signs will not be paid for separately, but shall be considered in the cost of the HOT-MIX ASPHALT SURFACE REMOVAL, VARIABLE DEPTH.

At the end of each day's work, temporary pavement marking line shall be in place on the planed surface in accordance with Section 703 of the Standard Specifications.

ILLINOIS STANDARD W8-I106



COLOR: LEGEND AND BORDER — BLACK NON-REFLECTORIZED
 BACKGROUND ——— ORANGE REFLECTORIZED

SIGN SIZE	DIMENSIONS							
	A	B	C	D	E	F	G	H
36X36	36.0	17.2	2.2	24.3	23.5	5.5	10.5	2.5
48X48	48.0	24.1	3.0	34.0	33.0	6.0	15.0	3.5

SIGN SIZE	SERIES LINES			MAR- GIN	BOR- DER	BLANK STD.
	1	2	3			
36X36	5C	5C	5C	0.6	0.8	B4-36D
48X48	7C	7C	7C	0.8	1.2	B4-48D

All dimensions in inches.

TEMPORARY SHORING

Description: This work shall consist of preparing the design, furnishing the materials, and construction and removal of temporary shoring necessary to maintain traffic on Loop Street (south connection to Illinois Route 159). The temporary shoring is intended to provide lateral support to the proposed roadway embankment while maintaining necessary clearances for roadway traffic as well as construction work in areas directly adjacent to the roadway and temporary shoring.

General: The Contractor shall provide a design prepared by an Illinois licensed structural engineer to the Engineer for review and approval a minimum of 45 calendar days before work in the Loop Street (south connection to Illinois Route 159) area is to occur. All shop drawing submittals shall be sealed in accordance with the laws of the State of Illinois. Items to be included in the submittals are at the discretion of the Engineer.

Method of Measurement: Temporary Shoring will be measured for payment in square feet. The shoring will be measured from the top of exposed shoring to the theoretical bottom of shoring below grade. To establish a bid price, a quantity of 2,200 square feet has been estimated. The actual quantity may vary depending on the design submitted by the Contractor. No adjustments to the bid price will be allowed for variations between actual quantities and estimated quantities provided herein.

Basis of Payment: This work will be paid for at the contract unit price per lump sum for TEMPORARY SHORING.

REMOVE EXISTING CULVERTS

Description: This work shall consist of the removal and satisfactory disposal of existing concrete box culverts at locations shown on the plans and as required to complete the project. This work shall also include the removal of attached headwalls, wingwalls, and footings.

General: This work shall conform to Section 501 of the Standard Specifications.

Method of Measurement: This work will be measured for payment in place in feet along the invert of the box culvert. Headwalls, wingwalls, and footings will not be measured for payment.

Basis of Payment: This work will be paid for at the contract unit price per foot for REMOVE EXISTING CULVERTS regardless of the size of the culvert. The removal of headwalls, wingwalls, and footings will not be paid for separately but shall be included in the unit bid price for REMOVE EXISTING CULVERTS.

TEMPORARY SUPPORT SYSTEM

This work shall consist of fabricating, erecting, and subsequent removal of temporary support system according to the dimensions and details shown on the plans.

General: The Contractor may propose other means of supporting the existing culvert top and bottom slabs provided they are done at no extra cost to the department. If the Contractor elects to vary from the design requirements shown on the plans, the revised design calculations and details shall be submitted to the Engineer for approval. The calculations shall be prepared and sealed by an Illinois Licensed Structural Engineer. This approval will not relieve the Contractor of responsibility for the safety of the excavation. Approval shall be contingent upon acceptance by all involved utilities and/or Railroads.

After the support system herein specified is no longer required, it shall be completely removed. All materials shall become the property of the Contractor.

Basis of Payment: This work will be paid for at the contract lump sum price for TEMPORARY SUPPORT SYSTEM.

INLETS, SPECIAL, TYPE E

Description: This work shall include all labor, materials, tools, equipment, and incidentals required for all work involved in constructing the proposed inlets, complete in place, as shown on the Plans, and as directed by the Engineer.

Materials: The materials to be used shall conform to Section 542 of the Standard Specifications for Road and Bridge Construction.

Construction: The Contractor shall be responsible for furnishing all necessary equipment, labor, materials and clean-up to complete this work to the satisfaction of the Resident Engineer.

Method of Measurement: Inlets, Special, Type E of different types and dimensions will be measured for payment in place per each and will include all the above appurtenances in the measurement.

Basis of Payment: This work will be paid for at the contract unit price per each for INLETS, SPECIAL, TYPE E, of the size specified.

STORM SEWERS

Add the following paragraph to Article 550.06 of the Standard Specifications:

Extensions to existing storm sewers shall either meet an existing bell or spigot or shall be supplied with a concrete collar, a mission band seal, or approved coupling. The cost of labor and materials to complete this work shall be included in the cost of the storm sewer installed.

SANITARY SEWER

Description: This work shall consist of constructing sanitary sewers. Construction and material requirements shall be identical to the requirements for storm sewers according to Section 550 of the Standard Specifications for Road and Bridge Construction.

The Contractor's bid price shall include furnishing and placing pipe, bedding and backfill material, connecting pipes, excavation (except rock and that required for the removal of unstable or unsuitable material), and the legal disposal of surplus materials excavated from the trench.

All sanitary sewers shall be tested for acceptability by all of the following:

Infiltration of Water

Exfiltration of Water

All Testing Methods: All wyes, tees and stubs shall be plugged with flexible jointed caps, or acceptable alternate, securely fastened to withstand the internal test pressure. Such plugs shall be readily removable.

Infiltration Method Procedures: The section of sewer to be tested shall have been trench backfilled and the tests conducted by inducing infiltration conditions by jetting the sewer trench for a sufficient length of time to insure that the water level in the trench is a minimum of twenty-four (24) inches over the crown of the sewer pipe at the upper end of the pipe. The test must be performed before existing sewers are connected and before sewage flow is allowed in the sewers. Infiltration flow shall be measured by a 90 degrees V notch weir with free fall discharge or other means acceptable to the Engineer. Infiltration leakage shall not exceed 200 gallons per inch of pipe diameter per mile per day of sewer pipe, including manholes in the test section.

Exfiltration Method Procedures: The section of sewer to be tested shall be sealed by inserting inflatable rubber bags in the pipes or by other means approved by the Engineer, and then water shall be introduced into the manhole until the section is completely filled. The Contractor shall fill the pipe to the test level prior to the time of exfiltration testing to permit normal absorption into the pipe walls. Throughout the test period of at least one (1) hour, the water level in the upper manhole shall be maintained at least twenty-four (24) inches above the crown of the upper end of the pipe or at least twenty-four (24) inches above the ground water table, whichever is higher. The length of pipe tested shall be limited so that the pressure on the center line of the lower end of the section tested shall not exceed six (6) feet of water column. Exfiltration leakage shall not exceed 240 gallons per inch of pipe diameter per mile per day of sewer pipe, including manholes in the test section.

Method of Measurement: Sanitary sewers of the different types and diameters will be measured for payment in place per foot.

Basis of Payment: This work will be paid for at the contract unit price per foot for SANITARY SEWER, of the diameter specified. No additional compensation will be allowed for the use of ductile iron pipe.

CONCRETE HEADWALL

Description: This work shall consist of constructing a concrete headwall at the intersection of South Chestnut Street and IL Route 159.

Payment for headwall installation shall include full compensation for furnishing all labor, materials, tools, equipment, and incidentals required for all work involved in constructing the headwall, complete in place, as shown on the Plans, and as directed by the Engineer.

Materials: The materials to be used shall be Class SI Concrete and shall conform to Section 1020 of the Standard Specifications for Road and Bridge Construction.

Construction: The Contractor shall be responsible for furnishing all necessary equipment, labor, materials and clean-up to complete this work to the satisfaction of the Resident Engineer.

Method of Measurement: Concrete Headwalls will be measured for payment in place per each and will include all the above appurtenances in the measurement.

Basis of Payment: This work will be paid for at the contract unit price per each for CONCRETE HEADWALLS.

ADJUSTING SANITARY SEWERS, 8-INCH DIAMETER OR LESS

Description: This item shall include all work required to make adjustments to the existing sanitary sewer services that may be in conflict with the proposed construction. The Contractor shall be responsible for furnishing and placing pipe, bedding and backfill material, connecting pipes, excavation (except rock and that required for the removal of unstable or unsuitable material), and the legal disposal of surplus materials excavated from the trench.

Work under the above items shall be performed in accordance with Section 601 of the Standard Specifications for Road and Bridge Construction, except as herein modified. Flow in the existing sewer drains shall not be interrupted unless adequate provisions, approved by the Resident Engineer, are made to continue service.

Where a sanitary service connection is to be made to an existing sanitary sewer a "T" or "Y" saddle shall be installed. The circular opening in the existing sanitary sewer shall be core drilled to the same size as the external diameter of the proposed sewer pipe drain. The protrusion of the proposed sanitary sewer pipe drain into the existing sanitary sewer shall not exceed a maximum of 1 inch.

Any sanitary service connection damaged by the Contractor shall be replaced at no expense to the State with the same size and type of pipe as damaged. The length of pipe to be replaced shall be determined by the Resident Engineer.

Method of Measurement: Sanitary service connections shall be measured per each connection installed regardless of the diameter of the pipe or length of connection to be replaced. To establish a bid price, a quantity of 10 each has been estimated. The actual quantity may vary depending on conditions in the field. No adjustments to the bid price will be allowed for variations between actual and estimated quantities.

Basis of Payment: Sanitary service adjustments will be paid for at the contract unit price per each for ADJUSTING SANITARY SEWERS, 8-INCH DIAMETER OR LESS.

SANITARY MANHOLES TO BE RECONSTRUCTED

Description: This work shall consist of the reconstruction of existing sanitary sewer manholes. Construction and material requirements shall be identical to the requirements for manholes in accordance with Section 602 of the Standard Specifications for Road and Bridge Construction except as noted herein. All manholes shall be constructed using precast reinforced concrete sections per IDOT Standard 602401. Precast reinforced concrete sections shall be joined using rubber gasketed couplings for sanitary manholes per ASTM C-923. Reconstruction of existing manholes shall also be in accordance with the "Standard Specifications for Water and Sewer Main Construction in Illinois".

Method of Measurement: This work will be measured for payment in place per each.

Basis of Payment: This work will be paid for at the contract unit price each for SANITARY MANHOLES TO BE RECONSTRUCTED.

MANHOLES, SANITARY, 4'-DIAMETER, TYPE 1 FRAME, CLOSED LID

Description: This work shall consist of constructing sanitary manholes. Construction and material requirements shall be identical to the requirements for manholes in accordance with Section 602 of the Standard Specifications for Road and Bridge Construction except as noted herein. All manholes shall be constructed using precast reinforced concrete sections per IDOT Standard 602401. Precast reinforced concrete sections shall be joined using rubber gasketed couplings for sanitary manholes per ASTM C-923. Construction shall also adhere to the "Standard Specifications for Water and Sewer Main Construction in Illinois".

Work shall include but not be limited to frames, lids, sand cushion, steps and flat slab tops, and all excavation and backfilling, except excavation in rock

Method of Measurement: Sanitary Manholes will be measured for payment in place per each.

Basis of Payment: This work will be paid for at the contract unit price each for MANHOLES, SANITARY, 4'-DIAMETER, TYPE 1 FRAME, CLOSED LID.

SANITARY MANHOLES TO BE REMOVED

Description: This work shall consist of the removal of existing sanitary sewer manholes. Removal of existing manholes shall be according to the "Standard Specifications for Water and Sewer Main Construction in Illinois". The Contractor shall be responsible for furnishing all necessary equipment, labor, materials and clean-up to complete this work to the satisfaction of the Resident Engineer.

Method of Measurement: This work will be measured for payment in place per each.

Basis of Payment: This work will be paid for at the contract unit price each for SANITARY MANHOLES TO BE REMOVAL.

SANITARY MANHOLES TO BE ADJUSTED

Description: This work shall consist of the adjustment of existing sanitary sewer manholes. Adjustment of existing manholes shall be according to the "Standard Specifications for Water and Sewer Main Construction in Illinois". The Contractor shall be responsible for furnishing all necessary equipment, labor, materials and clean-up to complete this work to the satisfaction of the Resident Engineer.

Method of Measurement: This work will be measured for payment in place per each.

Basis of Payment: This work will be paid for at the contract unit price each for SANITARY MANHOLES TO BE ADJUSTED.

SANITARY SEWER REMOVAL

Description: This work shall consist of the removal of the existing 8-inch and 10-inch sanitary sewers.

The Contractor shall be responsible for furnishing all necessary equipment, labor, materials and clean-up to complete this work to the satisfaction of the Resident Engineer.

Method of Measurement: This work will be measured for payment in place in foot.

Basis of Payment: This work will be paid for at the contract unit price per foot for SANITARY SEWER REMOVAL, of the diameter specified.

WATER MAIN

The construction of water mains, including protection from sewers, pressure testing, and disinfection, shall be according to the "Standard Specifications for Water & Sewer Main Construction in Illinois", except as follows:

Excavation and Foundation. This work shall be according to the applicable requirements of Article 550.04 of the Standard Specification for Road and Bridge Construction.

Backfilling. This work shall be according to Article 550.07 of the Standard Specification for Road and Bridge Construction., except backfilling shall not be done in freezing weather nor made with frozen material. Backfilling around joints shall not be performed until the pressure testing has been completed.

The Contractor shall be responsible for furnishing and placing pipe, bedding and backfill material, tapping sleeves and valves, corporation stops, reducers, bends, tees, valves, excavation (except rock and that required for the removal of unstable or unsuitable material), and the legal disposal of surplus materials excavated from the trench, as well as any other appurtenances associated with construction of the water main.

The Contractor shall be responsible for furnishing all necessary equipment, labor, materials and clean-up to complete this work to the satisfaction of the Resident Engineer.

Method of Measurement: Water mains of the different types and diameters will be measured for payment in place per foot and will include all the above appurtenances in the measurement.

Basis of Payment: This work will be paid for at the contract unit price per foot for WATER MAIN, of the type and diameter specified. No extra payment will be allowed for ductile iron pipe.

STEEL CASINGS 16”

This work shall consist of furnishing and installing 16” steel encasement by open cut. Payment for encasement pipe installation shall include full compensation for furnishing all labor, materials, tools, equipment, and incidentals required for all work involved in installing the encasement pipe, complete in place, as shown on the Plans, and as directed by the Engineer. Measurement shall be made along the centerline horizontal distance. The 8” water main carrier pipe will be paid for in accordance with its respective item.

Encasement of water mains shall be according to the “Standard Specifications for Water & Sewer Main Construction in Illinois”, except as follows:

Encasement Pipe

- A. Design and Material Requirements:
 - 1. Material: Arc welded steel pipe, ASTM A 139, Grade B or better.
 - 2. Diameter: As shown on the Drawings.
 - 3. Length: As shown on the Drawings.
 - 4. Minimum Yield Strength: 35,000 psi.
- B. Protective Coating: Steel casing pipe shall be coated and lined with a coal tar epoxy coating.

Casing Spacers

- A. Casing insulators shall be stainless steel and approved by the Resident Engineer.
- B. Components of the casing spacers shall be designed to accommodate the dynamic load anticipated when pushing through the encasement pipe. Also, the spacers shall be designed to allow for removing the carrier pipe for maintenance.
- C. A minimum of three (3) sets of insulators shall be provided on each length of pipe.
- D. The design shall assume that the carrier pipe will spiral inside the casing pipe. The casing spacers shall be able to withstand all torsional and longitudinal loads during the insertion and removal process.

The Contractor shall be responsible for furnishing all necessary equipment, labor, materials and clean-up to complete this work to the satisfaction of the Resident Engineer.

Method of Measurement: Steel Casings will be measured for payment in place per foot.

Basis of Payment: This work will be paid for at the contract unit price per foot for STEEL CASINGS 16”.

FIRE HYDRANT ASSEMBLY COMPLETE

The construction of fire hydrant assemblies, including protection from sewers, pressure testing, and disinfection, shall be according to the “Standard Specifications for Water & Sewer Main Construction in Illinois”, except as follows:

Excavation and Foundation. This work shall be according to the applicable requirements of Article 550.04 of the Standard Specification for Road and Bridge Construction.

Backfilling. This work shall be according to Article 550.07 of the Standard Specification for Road and Bridge Construction., except backfilling shall not be done in freezing weather nor made with frozen material. Backfilling around joints shall not be performed until the pressure testing has been completed.

This work will consist of furnishing and installing fire hydrants. This pay item includes furnishing and installing one 6” fire hydrant, one 6” gate valve with valve box, set screw retainer glands, and the necessary length of 6” lead pipe needed to go from the proposed water main to the fire hydrant location as shown on the plans.

All materials shall be new and installed in accordance with the respective Utility’s requirements; such price to include items such as (but not limited to) the excavation in earth to a depth to provide the required cover between the top of the pipe and the surface of the pavement or ground as specified; connection to proposed water main; laying and jointing, installing polywrap, setting valves, specials, testing as specified, required disinfections, all backfill (including stone), cleanup work and all other work contemplated by these and the Utility’s Specifications, except items for which separate unit prices are quoted.

The Contractor shall be responsible for furnishing all necessary equipment, labor, materials and clean-up to complete this work to the satisfaction of the Resident Engineer.

Method of Measurement: Fire Hydrants will be measured for payment in place per each and will include all the above appurtenances in the measurement.

Basis of Payment: This work will be paid for at the contract unit price per each for FIRE HYDRANT ASSEMBLY COMPLETE. No extra payment will be allowed for ductile iron pipe.

FIRE HYDRANT TO BE REMOVED

The removal of fire hydrants shall be according to the “Standard Specifications for Water & Sewer Main Construction in Illinois”, except as follows:

Excavation and Foundation. This work shall be according to the applicable requirements of Article 550.04 of the Standard Specification for Road and Bridge Construction.

Backfilling. This work shall be according to Article 550.07 of the Standard Specification for Road and Bridge Construction, except backfilling shall not be done in freezing weather nor made with frozen material. Backfilling around joints shall not be performed until the pressure testing has been completed.

This work will consist of the removal of existing fire hydrants, and shall include the necessary excavation, backfill, labor, tools, and equipment. Retired fire hydrants shall be returned to City.

The Contractor shall be responsible for furnishing all necessary equipment, labor, materials and clean-up to complete this work to the satisfaction of the Resident Engineer.

Method of Measurement: Fire Hydrant Removal will be measured for payment in place per each and will include all the above appurtenances in the measurement.

Basis of Payment: This work will be paid for at the contract unit price per each for FIRE HYDRANTS TO BE REMOVED.

WATER MAIN TO BE ABANDONED

Description: This work will consist of cutting and capping the existing water main with placement of grout in the existing mains which are to be abandoned in place. Abandonment of existing water mains shall be in accordance with the "Standard Specifications for Water & Sewer Main Construction in Illinois," except as follows:

Water main grout to be used for filling the abandoned lines shall consist of 1 part of Portland cement and 3 parts of sand as herein specified:

1. Portland Cement: Conform to the requirements of Section 1001 of the Standard Specifications.
2. Sand: Fine aggregate, gradation FA-9 conforming to Article 1003.02 of the Standard Specifications.
3. Water: Shall be clean, fresh, and free from oil, acid, alkali, salts, or organic matter conforming to Section 1002 of the Standard Specifications.
4. Provide an approved expanding admixture and air entrainment admixture. The amount of entrained air shall not be less than 5% of the volume of concrete.

The Contractor shall fill all existing water mains not remaining in service or not being removed. Water mains to be abandoned shall be completely filled with grout slurry.

The Contractor shall be responsible for furnishing all necessary equipment, labor, materials and clean-up to complete this work to the satisfaction of the Resident Engineer.

Method of Measurement: This work will be measured in feet of abandoned water main.

Basis of Payment: This work will be paid for at the contract unit price per foot of WATER MAIN TO BE ABANDONED, of the type and diameter specified.

WATER METER ASSEMBLY

The construction of the water meter assembly shall be according to the “Standard Specifications for Water & Sewer Main Construction in Illinois.”

This work will include the installation of one meter setter (to be furnished by the Contractor), one scannable meter (to be furnished by the City), and one meter box (to be furnished by the City). A new meter assembly shall be required for each service line installed as shown on the Construction Drawings.

All materials shall be new and installed in accordance with the respective Utility’s requirements; such price to include the excavation in earth to a depth to provide the required cover between the top of the pipe and the surface of the pavement or ground as specified; connection to existing service; laying and jointing, installing polywrap, setting valves, specials, meters, meter boxes, testing as specified, required disinfections, all backfill (including stone), cleanup work and all other work contemplated by these and the Utility’s Specifications, except items for which separate unit prices are quoted.

The Contractor shall be responsible for furnishing all necessary equipment, labor, materials and clean-up to complete this work to the satisfaction of the Resident Engineer.

Method of Measurement: Water meter assemblies of the different types and diameters will be measured for payment in place per each and will include all the above appurtenances in the measurement.

Basis of Payment: This work will be paid for at the contract unit price per each for WATER METER ASSEMBLY, of the diameter specified.

WATER METER TO BE REMOVED

The removal of water meters shall be according to the “Standard Specifications for Water & Sewer Main Construction in Illinois” except as follows:

Excavation and Foundation. This work shall be according to the applicable requirements of Article 550.04 of the Standard Specification for Road and Bridge Construction.

Backfilling. This work shall be according to Article 550.07 of the Standard Specification for Road and Bridge Construction, except backfilling shall not be done in freezing weather nor made with frozen material. Backfilling around joints shall not be performed until the pressure testing has been completed.

This work will consist of the removal of existing water meters, and shall include the necessary excavation, backfill, labor, tools, and equipment.

This pay item includes the removal of one meter setter (to be returned to the City), one meter (to be returned to the City), and one meter box with lid (to be returned to the City). Such price to include the excavation in earth to a depth required to removal the meter assembly; all backfill (including stone), cleanup work and all other work contemplated by these and the Utility’s Specifications, except items for which separate unit prices are quoted.

The Contractor shall be responsible for furnishing all necessary equipment, labor, materials and clean-up to complete this work to the satisfaction of the Resident Engineer.

Method of Measurement: Water Meter Removal will be measured for payment in place per each and will include all the above appurtenances in the measurement. The removal of a water meter assembly will only be paid if the meter assembly is not replaced. If the existing meter assembly is to be replaced, then the removal of the existing water meter assembly will be incidental to the cost of installing the new meter assembly.

Basis of Payment: This work will be paid for at the contract unit price per each for WATER METER TO BE REMOVED.

WATER SERVICE LINE

As stated previously in the Water Meter Assembly provision, all water service lines will include the installation of one meter setter (to be furnished by the contractor), one scannable meter (to be furnished by the City), and one meter box (to be furnished by the City). A new meter assembly shall be required for each service line installed as shown on the Construction Drawings.

All pipe shall be new and installed in accordance with the respective Utility's requirements; such price to include the excavation in earth to a depth to provide the required cover between the top of the pipe and the surface of the pavement or ground as specified; connection to existing main; laying and jointing, installing polywrap, setting valves, specials, valve boxes, testing as specified, required disinfections, all backfill (including stone), cleanup work and all other work contemplated by these and the Utility's Specifications, except items for which separate unit prices are quoted.

The Contractor shall be responsible for furnishing all necessary equipment, labor, materials and clean-up to complete this work to the satisfaction of the Resident Engineer.

Method of Measurement: Water Service Lines of the diameters will be measured for payment in place per foot and will include all the above appurtenances in the measurement.

Basis of Payment: This work will be paid for at the contract unit price per foot for WATER SERVICE LINE, of the diameter specified.

CONCRETE GUTTER (SPECIAL)

Description: This work shall consist of constructing a 2' wide concrete V-gutter directly in front of an apartment building located at 18+92.3 RT. (Loop Street).

General: All work associated with this item shall conform to Standard 606 of the Standard Specifications.

Construction: The 2' wide concrete V-gutter shall be constructed to the lines and grades shown in the plans.

Method of Measurement: This work will be measured for payment in feet in the flowline of the gutter.

Basis of Payment: This work will be paid for at the contract unit price per foot of CONCRETE GUTTER (SPECIAL).

RADIUS GUARDRAIL

Description: This work shall consist of installing steel plate beam guardrail that conforms to the adjacent curb radii.

General: All work associated with this item shall conform to Section 630 of the Standard Specifications. The radius guardrail shall be constructed to the required radius by the manufacturer. No bending of rail elements will be permitted in the field. Prior to ordering any materials, the Contractor shall verify with the Engineer the specific dimensions required at each location.

Method of Measurement: This work will be measured for payment in place in feet along the outside of the rail element, from radius point to radius point. Adjacent tangent sections and end treatments, except Type 2 terminals, will be measured and paid for separately.

Basis of Payment: This work will not be paid for separately but will be included in the cost of the SPBGR pay item that the radius rail occurs.

RIGHT-OF-WAY AND PROPERTY CORNERS

Effective: April 15, 2006

Description. This work shall consist of resetting right-of-way and property corners that are disturbed prior to or during construction.

Materials. For right-of-way and permanent easement corners, a 5/8" X 30" rebar with a Division of Highways aluminum cap bearing the surveyor's license number shall be used. The aluminum cap design shall be as shown on the plans.

For the intersection of property lines with proposed right-of-way lines and permanent easement lines, a 5/8" X 30" rebar with a plastic cap bearing the surveyor's license number shall be used.

CONSTRUCTION REQUIREMENTS

General. Upon completion of the construction operations, the Contractor and Engineer shall locate and inventory the right-of-way and property corners. A written report of any missing right-of-way and property corners shall be submitted to the District Chief of Plats and Plans.

An Illinois Professional Land Surveyor, with a Department prequalification in "Special Services – Land Survey", shall be obtained by the Contractor to set the right-of-way and property corners.

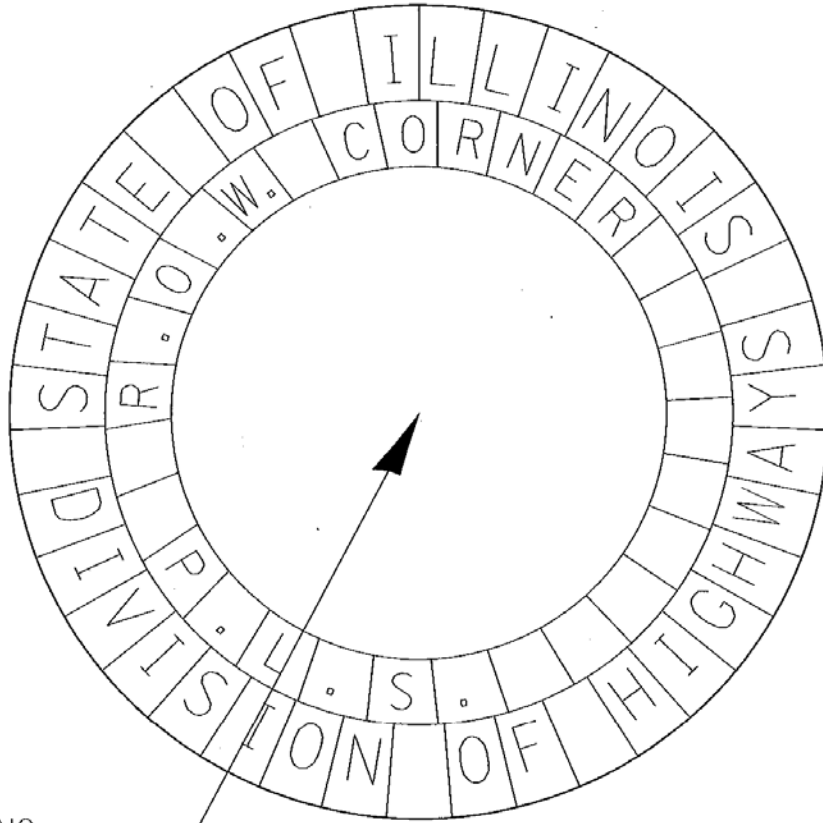
The right of way and property corners shall be set after the construction work is complete, and there is no possibility of disturbance of the marker.

Corners shall be set in compliance with the “Minimum Standards of Practice” for a Boundary Survey as prescribed under the “Rules for the Administration of the Illinois Professional Land Surveyor’s Act of 1989” as set forth by the Illinois Department of Professional Regulation, amended at 28 Ill. Reg. 15297, effective November 10, 2004.

Method of Measurement. Resetting of right-of-way and property corners that are disturbed through no fault of the Contractor will be measured for payment as each. Resetting of corners that are not protected and carefully preserved according to Article 107.20 of the Standard Specifications will not be measured for payment.

Basis of Payment. This work will be paid for at the contract unit price per each for RIGHT-OF-WAY AND PROPERTY CORNERS.

ALUMINUM CAP DESIGN
DETAIL FOR RIGHT-OF-WAY
AND PERMANENT EASEMENT CORNERS



AFTER SETTING
SURVEYOR SHALL USE
PUNCH TO MARK
CENTER LOCATION

OFFICE COPY MACHINE

Effective: January 1, 1987

Revised: November 1, 2006

The copier specified in Article 670.02 shall meet the following specifications:

- (1) Edge-to-edge copying.
- (2) Up to 11 in x 17 in (275 mm x 425 mm) size for copy-size capabilities.
- (3) A detachable platen cover in order to copy portions of large-bound documents.
- (4) A cabinet stand for the copier.

TELEPHONE ANSWERING MACHINE

Effective: January 11, 1990

Revised: November 1, 2006

The telephone answering machine specified in Article 670.02 shall meet the following minimum specifications:

- (1) Time/Day Indication - A computerized voice records the date and time that each message is received.
- (2) Beeperless Remote - Any remote touch-tone phone can be used to review all messages by the use of an access code.
- (3) Digital System - Pre-recorded and received messages are managed on separate cassettes.
- (4) Conversation Record - The operator can record any phone call.
- (5) Remote Turn-On - Any remote touch-tone phone can be used to turn on the answering machine by the use of an access code.
- (6) Full Message - The Caller is advised if the memory is insufficient to record the call.
- (7) Battery Back-Up - The settings and messages are protected from power failures.
- (8) Two-Line Capacity - Projects that have a second phone line through the provision of a 670.05 Engineer's Field Laboratory shall provide a single phone answering machine that services both lines.

Prior to the purchase of this item, the Contractor shall submit specifications for the proposed machine to the Engineer for his approval.

TRAFFIC CONTROL AND PROTECTION STANDARD 701501

Effective: October 1, 1984

Revised: November 1, 2006

This work shall conform to the applicable portions of Section 700 of the Standard Specifications, the details as shown on the plans, and as specified herein.

Traffic control and protection during patching operations will be in accordance with TRAFFIC CONTROL AND PROTECTION STANDARD 701501 except when the distance between successive patches is less than 700 ft (210 m), the entire operation may be considered as one work area for signing purposes; and, when the distance between successive patches exceeds 700 ft (210 m), additional warning signs and taper shall be placed as shown on the plans.

This work shall be measured according to Article 701.19(c) of the Standard Specifications.

This work will be paid for according to Article 701.20(b) at the contract lump sum price for TRAFFIC CONTROL AND PROTECTION STANDARD 701501.

TRAFFIC CONTROL PLAN

Effective: July 12, 1993

Revised: May 12, 1997

Traffic control shall be in accordance with the applicable sections of the "Standard Specifications for Road and Bridge Construction", the applicable guidelines contained in the "National Manual on Uniform Traffic Control Devices for Streets and Highways", Illinois Supplement to the National Manual of Uniform Traffic Control Devices, these Special Provisions, and any special details and Highway Standards contained herein and in the plans.

Special attention is called to Articles 107.09 and 107.14 of the "Standard Specifications for Road and Bridge Construction" and the following Highway Standards relating to traffic control:

701001 701006 701011 701101 701106 701301 701311 701326
701501 701502 701602 701701 701801 704001 701901

Plans and Details:

General Notes
Stage Construction Typical Sections and Plans
Pavement Marking & Signing Plans

Recurring Special Provisions and Special Provisions:

Work Zone Public Information Signs
Flagger at Side Roads and Entrances
Impact Attenuators, Temporary
Multilane Pavement Patching
Notification of Reduced Width
Personal Protective Equipment

Public Convenience and Safety
Reflective Sheeting on Channelizing Devices
Traffic Control and Protection Standard 701501
Installation of Temporary Concrete Barriers and/or Temporary Bridge Rail
Construction and Maintenance Sign Supports
Traffic Control and Protection (Special)
Temporary Pavement
Temporary Shoring

Limitations of Construction: The Contractor shall coordinate the items of work in order to keep hazards and traffic inconveniences to a minimum, as specified below:

1. Prior to the beginning of construction operations, the Contractor will be provided a sign log of all existing signs within the limits of the construction zone. The Contractor is responsible for verifying the accuracy of the sign log. Throughout the duration of this project, all existing traffic signs shall be maintained by the Contractor and all provisions of Article 107.25 of the Standard Specifications shall apply.
2. The Contractor shall provide, erect and maintain all the necessary barricades, cones, drums, and lights for the warning and protection of traffic, as required in Sections 107 and 701 through 704 of the Standard Specifications, and as modified in the plans and the special provisions herein.
3. The Contractor shall furnish and erect "Road Construction Ahead" signs (W20-1(0)-48) at both ends of the project and at all side roads within the limits of this section.
4. Open trenches and excavations for storm sewers, inlets, etc. remaining overnight shall be marked with Type I or II barricades at 20' centers and at the appropriate locations to safely protect the vehicle and pedestrian traffic. This protection shall be provided in all cases; including areas within the defined work zones.
5. Lane closures necessary for the staging of construction shall be protected by drums equipped with mono-directional steady burn lights at 20 foot center to center spacing. Any drop off greater than 75 mm (3 inches) (Not already within the lane of closure) shall be protected by drums or Type II barricades equipped with mono-directional steady burn lights at 50 foot center to center spacing. Barricades that must be placed in excavated areas shall have leg extensions installed such that the top of the barricade is in compliance with the height requirements of Standard 702001.
6. Uneven pavement signs (W8-11 (48x48)) shall be required at any time there is a 1" minimum difference in elevation in pavement grades between lanes. This shall apply to both long-term and short-term conditions that result in a temporary drop-off between two traffic lanes and is open to traffic. The Contractor shall place the signs at the beginning of the drop-off area, just prior to the work zones and shall remain in place until the drop-off is eliminated. These signs will not be paid for separately, but shall be considered included in the cost for the various traffic control and protection pay items.

7. The Contractor shall make him/herself aware of, and adhere to, any ordinances within the City of Collinsville restricting construction activities to established daylight hours.
8. The Contractor shall be responsible for the proper location, installation and arrangement of all traffic control devices. Special attention shall be given to advance warning signs during construction operations in order to keep lane assignment consistent with barricade placement at all times.
9. The Contractor shall immediately remove, cover or turn from the view of the motorists all traffic control devices which are inconsistent with detour or lane assignment patterns and conflicting conditions during the transition from one construction stage to another. When the Contractor elects to cover conflicting or inappropriate signing, materials used shall completely block out reflectivity of the sign and shall cover the entire sign. The method used for covering the signing shall meet with the approval of the Engineer.
10. The Contractor shall ensure that all traffic control devices installed by him are operational, functional and effective 24 hours a day, including Sundays and holidays. The Contractor is required to conduct routine inspections of the worksite at a frequency that will allow for the prompt replacement of any traffic control device that has become displaced, worn or damaged to the extent that it no longer conforms to the shape, dimensions, color and operational requirements of the MUTCD, the Traffic Control Standards or will no longer present a neat appearance to motorists. A sufficient quantity of replacement devices, based on vulnerability to damage, shall be readily available to meet this requirement. All signs, except those referring to daily lane closures, shall be post mounted in accordance with Standard 702001 for all projects that exceed four days.
11. Whenever any vehicle, equipment, workers or their activities infringe on the shoulder or within 4.5 m (15 feet) of the traveled way and the traveled way remains unobstructed, then the applicable Traffic Control Standard shall be 701006 and "Shoulder Work Ahead" sign (W21-5(0)-48) shall be used in lieu of the "Workers" sign (W21-1 or W21-1a).
12. All Type II barricades, drums, and vertical panels shall be equipped with a steady burn light when used during hours of darkness unless otherwise stated herein.
13. Check barricades shall be placed in work areas perpendicular to traffic every 150 m (500 feet), one per lane and per shoulder, to prevent motorists from using work areas as a traveled way. Two additional check barricades shall be placed in advance of each patch excavation or any hazard in the work area, the first at the edge of the open traffic lane and the second centered in the closed lane. Check barricades Type I or Type II or drums shall be equipped with a flashing light.

Keeping Roads Open to Traffic: The Contractor shall schedule his sequence of operations to permit the construction of this section of IL 159 with the least inconvenience to the traveling public. The Contractor's schedule shall reflect the following requirements and sequence of construction unless otherwise approval is given for a more efficient means by the Engineer.

These requirements follow the Stage Construction Typical Sections and Stage Construction Plans included in the plan sheets.

1. During the construction of this section, at least one lane in each direction on Illinois Route 159 shall remain open at all times.
2. No road closure, lane closures or restriction shall be permitted without prior approval by the Engineer.
3. Personal vehicles shall not park within the right-of-way except in specific areas designated by the Engineer.
4. Illinois Route 159 shall be kept open to a minimum of two lanes of traffic (one in each direction) for the duration of the construction of this project. Exception may only be granted during off-peak hours if prior approval is given by the Engineer. The "Off-Peak" hours are defined as 10:00 P.M. to 6:00 A.M. the following morning on Monday, Tuesday, Wednesday, and Thursday. The requirements of Standard Specification 107.09 shall override the "Off-Peak" hours defined herein.
5. Side roads and alleys shall remain open at all times unless otherwise shown on the Stage Construction Plans and noted herein or otherwise approved by the Engineer. Closure of side roads or alleys will be limited to the working days as described in the sequence of construction provided in the special provision entitled "Traffic Control and Protection, (Special)". Due to the construction needs of the project the following side roads or alleys will likely necessitate closure for which a suggested staging construction plan was developed and provided:
 - West leg of South Clinton – during phase II of stage II construction
 - South Leg of Loop Street – during phase I of stage II construction
 - North leg of Loop Street – during phase II of stage II construction (this will be reconstructed into a cul-de-sac and permanently closed-off from IL 159)
 - Jim's Alley – during phase I of stage II construction
 - Alley at station 149+27 Rt. - during phase II of stage III construction
 - Alley at station 152+03 Rt. – during phase I of stage III construction
 - West leg of Angle Street – during phase I of stage II construction (connection to IL 159 to be permanently eliminated)
 - East leg of Angle Street – during phase II of stage III construction (connection to IL 159 to be permanently eliminated)

These side road or alley closures shall be coordinated with and approved by the Engineer.

- Upon approval, the Contractor shall notify the City of Collinsville about the closure a minimum of 20 calendar days in advance of the date a side road is to be closed. With the notification, the Contractor shall also provide the City the anticipated duration of the closure. Subsequently, the Contractor shall notify the City of Collinsville when the side road or alley is reopened.
6. All other side roads will require traffic control for one lane closures during construction operations. Two lane two-way operations shall be re-established via placement of temporary aggregate or bituminous material during non-construction activities.
 7. The Contractor shall maintain access to all residences and businesses throughout the duration of the contract unless otherwise specified in the plans or directed by the Engineer. Quantities have been included in the plans for maintaining temporary access to properties, including during side road closures. Exceptions to this access requirement are for those properties on South Loop Street discussed in the sequence of construction provided herein or as approved by the Engineer. When construction activities necessitate the temporary loss of access to a property due to construction activities the closure of access shall be coordinated with the Engineer. For all access closures the Contractor shall make an effort to notify the property owner and resident, in person and in writing, a minimum of 14 calendar days prior to the loss of access. Overnight access shall be re-established via placement of temporary aggregate or bituminous material.
 8. No construction activities will be allowed during the City of Collinsville's annual "Italian Fest". Hours of this restriction shall extend from Thursday 9:00 P.M. to Monday 6:00 A.M. the weekend the festival is scheduled to take place. The Contractor shall coordinate with the City beginning a minimum of 60 calendar days prior to the actual dates for the annual festival.

Implementation and Use of Traffic Control Devices: The Contractor shall coordinate all traffic control on this project with adjoining or overlapping projects, including barricade placement necessary to provide uniform traffic detour patterns. When directed by the Engineer, the Contractor shall remove all traffic control devices which were furnished, installed, and maintained by him/her under this contract, and such devices shall remain the property of the Contractor. All traffic control devices shall remain in place until specific authorization for relocation or removal is received from the Engineer.

Public Convenience and Safety: At the preconstruction meeting, the Contractor shall furnish the name of the individual in his direct employ who is to be responsible for the installation and maintenance of the Traffic Control for this project. The Contractor shall also provide a telephone number where a responsible individual can be contacted on a 24-hour-a-day basis to receive notification of any deficiencies regarding traffic control and protection. The Contractor shall dispatch men, materials and equipment to correct any such deficiencies. The Contractor shall respond to any call from the Department concerning any request for improving or correcting traffic control devices and begin making the requested repairs within two hours from the time of notification.

TRAFFIC CONTROL AND PROTECTION, (SPECIAL)

Description: This work shall consist of providing traffic control and protection during the staged construction of Illinois Route 159 and adjoining side roads.

General: This work shall include furnishing, installing, maintaining, replacing, relocating and removing all traffic control devices necessary for the purpose of regulating, warning or directing traffic for all roadways within the work zone as detailed in the plans, as specified herein, and as directed by the Engineer. Traffic control devices include signs and their supports, signals, pavement markings, drums, barricades with sand bags, channelizing devices, warning lights, arrow boards, flaggers, or any other device used for the purpose of regulating, detouring, warning or guiding traffic through or around the construction zone. The governing factor in the execution and staging of work for this project is to provide the motoring public with the safest possible travel conditions along Illinois Route 159 and the connecting roadways while providing the maximum safety for workers and pedestrians alike through the construction zone. In addition, this work shall be done to minimize disruptions and inconveniences to adjacent residences and businesses.

Suggested Sequence of Construction: In general, the staging of construction for this section shall be as follows. Changes to this plan will require approval by the Engineer.

Stage I

- Remove existing pavement striping where necessary on west side of roadway to accommodate Stage I traffic configuration.
- Shift traffic to Stage I traffic configuration and apply temporary pavement marking.
- Remove existing curbs and gutters, and shoulders on east side of roadway as necessary for construction of Temporary HMA Binder and Surface.
- Construct concrete curb & gutter from sta. 102+00 to sta. 106+94 on northbound lanes.
- Remove and replace box culvert under existing northbound lanes.
- Maintain access to entrances at all times.
- Maintain two-way traffic on side roads overnight. May reduce to one lane during construction operations.
- Stop signs and street signs at side roads shall be adjusted and maintained.
- The Contractor shall maintain proper drainage throughout the stage construction.

Stage II

- Shift traffic to Stage II traffic configuration and phase the construction of the roadway.
- Remove existing curbs and gutters on west side of IL 159.

- Remove existing pavement as necessary for Stage II construction. and remove and replace utilities as required (including sanitary and storm sewer).
- Remove and replace box culvert under existing southbound lanes and other drainage structures to proposed elevations.
- Relocate impact attenuators (temporary) used in Stage 1 as shown on plans. No separate payment will be made for relocation of the temporary impact attenuators.
- Construct new curb and gutters on west side of IL 159.
- Place HMA Binder for west half of proposed pavement, entrances and side roads, maintaining two way traffic on side roads overnight; may reduce to one lane during construction operations.
- Place Temporary Asphalt Wedge at west edge of pavement from sta. 138+70 to sta. 150+10 or as directed by the engineer.
- Access to entrances shall be maintained at all times except where noted.
- Stop signs and street signs at side roads shall be adjusted and maintained by the Contractor.
- Proper drainage shall be maintained by the contractor.
- Complete Stage II construction including all HMA Bituminous Binder.
- At South Clinton Avenue.(west leg)
 - Construct Temporary McKinley Connector Rd.
 - Close and reconstruct South Clinton Ave. and McKinley Road, maintaining overnight access to all properties on South Clinton.
 - Remove Temporary McKinley Connector.
 - Widen and reconstruct West side of roadway south of South Clinton Ave.
- At South Loop Street
 - Keep North Loop St. open and South Loop St. open to first two apartments.
 - Access to all apartments/houses to be maintained overnight/coordinated in construction.
 - Move utilities (including those required to relocate for temp. shoring).
 - Construct temporary culvert under existing south loop for drainage of storm sewer from the north.
 - Place Temporary Shoring for proposed South Loop roadway slopes on south side to keep access to apartments.
 - Construct storm sewer under mainline IL 159 north of Loop St.
 - Construct storm sewer on west portion of South Loop (to west of second apartment building from IL 159).
 - Construct new South Loop St. intersection and mainline IL 159 cc&g, and pavement north of South Loop St.

- Temporary Sidewalk/Stairs constructed from street to apartments.
- Sign Loop St. for temp. one-way (SB) traffic to temporarily allow parking on east side.
- Construct storm sewer from west of second to south of first drive (from IL 159).
- Place earth fill and reconstruct drives at station 18+92.3 and sta 19+28.7 (one at a time with entrance closures limited to 21 calendar days each).
- Remove remaining Loop St. pavement and place required earth fill.
- Construct storm sewer from loop street to detention pond.
- Construct west side of mainline IL 159 south of Loop St.
- Remove North Loop St. connector and construct turn-around.

Stage III

- Shift traffic to Stage III traffic configuration and phase the construction of the roadway.
- Remove remaining curbs and gutters and shoulders on east half of roadway, allowing access to side roads and entrances through phasing of pavement removal and replacement.
- Remove Temporary HMA Binder and Surface placed in Stage I and original pavement as necessary for construction.
- Construct utilities as required (including storm and sanitary sewers).
- Construct new curb and gutter and drainage structures to proposed elevations.
- Place HMA binder for west half of proposed roadway pavement, entrances and side roads, maintaining two-way traffic on side roads overnight. May reduce to one lane during construction operations.
- Access to entrances shall be maintained at all times except where noted.
- Stop signs and street signs at side roads shall be adjusted and maintained by the Contractor.
- Proper drainage shall be maintained by the Contractor.
- Complete Stage III construction including all HMA Bituminous pavement except HMA Bituminous Surface course.
- At South Chestnut Street and East Angle Street:
 - Keep Angle Street, the existing South Chestnut intersection and a minimum of half of existing South Chestnut St open.
 - Access to all residences shall be maintained overnight/ coordinated in construction.
 - Construct new intersection for north lane of new South Chestnut alignment.
 - Close existing intersection and use as temp parking for house.
 - Construct south lane and entrance to residence (entrance closure limited to 10 days).

- Close Angle Street, build turn-around and sign as dead-end.
- Remove remaining pavement of existing South Chestnut roadway.

Stage IV

- Surface course shall not be placed until all HMA Binder Course has been placed for the section.
- Maintain traffic on the existing pavement, relocating traffic as necessary for paving operations.
- Surface course and final pavement markings shall be constructed under traffic in accordance with standard 701602.

Method of Measurement. This item of work will be measured on a lump sum basis for furnishing, installing, maintaining, replacing, relocating and removing the traffic control devices required in the plans and these Special Provisions.

Basis of Payment. This work will be paid for at the contract lump sum price for TRAFFIC CONTROL AND PROTECTION, (SPECIAL). The salvage value of the materials removed shall be reflected in the bid price for this item. All other traffic control and protection not described here shall be included in the cost of the respective standard traffic control pay items included in the plans.

Temporary shoring used during the staged construction of Loop Street will be paid for separately as detailed in the Special Provision for TEMPORARY SHORING contained herein.

Temporary parking placed during the staged construction of Loop Street will be paid for separately as AGGREGATE FOR TEMPORARY ACCESS.

Progress Payments will be made throughout this contract in quarters. With each progress payment made upon acceptable completion of each of the four stages of construction as outlined in the Stage Construction Plan sheets, the TRAFFIC CONTROL PLAN Special Provision, and as approved by the Engineer.

Delays to the Contractor caused by complying with these requirements will be considered included in the item for TRAFFIC CONTROL AND PROTECTION, (SPECIAL), and no additional compensation will be allowed.

INSTALLATION OF TEMPORARY CONCRETE BARRIERS AND/OR TEMPORARY BRIDGE RAIL

Effective: May 18, 1993

Revised: November 1, 2006

The following procedure and traffic control shall be used for the placement, relocation and removal of temporary concrete barrier and/or temporary bridge rail on this project:

- A. Placement of Temporary Concrete Barrier and/or Temporary Bridge Rail:

1. Erect Traffic Control and Protection Standard 701321 as shown on the plans for Stage 1 Construction except for the temporary concrete barrier and/or temporary bridge rail.
 2. Place the temporary traffic signals in the red flash mode.
 3. Close the Stage 1 Construction lane to traffic and route two-way traffic over the Stage 1 traffic lane. One flagman will be required at each end of the lane closure, at all times, to direct traffic.
 4. Erect the temporary concrete barrier and/or temporary bridge rail in the Stage 1 location, beginning at the approach end of the lane closure and proceeding to the departure end.
- B. Relocation of Temporary Concrete Barrier and/or Temporary Bridge Rail:
1. When Stage 1 Construction is complete, relocate temporary concrete barrier tapers parallel to the roadway centerline beginning at the departure end and proceeding to the approach end. Place cones at 25 ft (8 meters) centers to establish temporary tapers to close the Stage 2 Construction lane to traffic and route traffic over the Stage 2 traffic lane.
 2. Place the temporary concrete barrier and/or temporary bridge rail in the Stage 2 location starting with the approach end and proceed to the departure end.
 3. This procedure shall be followed for any adjustment of temporary concrete barrier and/or bridge rail during any stage.
- C. Removal of the Temporary Concrete Barrier and/or Temporary Bridge Rail:
1. When Stage 2 Construction is completed, remove the temporary concrete barrier and/or temporary bridge rail beginning at the departure end of the lane closure and proceeding to the approach end. Place cones at 25 ft (8 meters) centers to delineate the closed lane until all the temporary concrete barrier and/or bridge rail is removed.
 2. Remove the Traffic Control and Protection Standard 701321 and route two-way traffic over the structure.
- D. Additional Requirements During Placement, Relocation and Removal of Temporary Concrete Barrier and/or Temporary Bridge Rail:

1. One lane of traffic shall be maintained at all times.
2. Men and equipment will not be permitted to encroach on the lane open to traffic.
3. Any length of temporary concrete barrier and/or temporary bridge rail not complete in one-day time period shall be protected by barricades with steady-burning lights at 25 ft (8 meters) centers until the barrier work is complete. A temporary attenuator shall be placed on the end of any length of temporary concrete barrier and/or temporary bridge rail not completed.
4. Traffic control devices, as specified on the plans for Traffic Control and Protection Standard 701321 shall be placed on all temporary concrete barrier and/or temporary bridge rail in use overnight.

The cost of complying with this procedure shall be considered included in the cost of TEMPORARY CONCRETE BARRIER, RELOCATING TEMPORARY CONCRETE BARRIER, and/or TEMPORARY BRIDGE RAIL outlined in the plans.

SEQUENCE OF TRAFFIC SIGNAL CONSTRUCTION

Effective: Unknown

Revised: November 1, 2006

The Contractor shall plan and program the various items of work in this contract so that disruptions to the movement of traffic through the existing signalized intersections are kept to a minimum.

While work is in progress on traffic signal modifications, at least two (2) far side signal indications for thru movements, and the primary indication for left-turn movements are to be in service when the signals are in operation.

With the approval of the Engineer, the traffic signals may be placed in the flash mode when the Contractor is closing a thru-lane or left-turn lane to traffic.

In order to insure the safe and orderly flow of traffic, it is the intent of this contract to keep the traffic signals in operation as much as possible. The work is expected to be accomplished utilizing limited shutdown periods, weekdays from 9:00 a.m. to 3:00 p.m., with the signals back in operation at night. The signals shall be kept in operation on weekends and holidays.

Prior to any shutdown of the signals, the Contractor shall erect all-way stop signs. The Contractor shall be responsible for obtaining, erecting, maintaining and the removal of the stop signs.

Any additional costs incurred by the Contractor to meet the requirements of this provision shall be considered included in the contract, and no additional compensation will be allowed.

TRAFFIC SIGNAL TURN-ON AND FINAL INSPECTION

Effective: Unknown

Revised: November 3, 2006

The Contractor may request a turn-on and final inspection of completed traffic signal work at each separate location.

For a new traffic signal installation (at a location where traffic signals did not previously exist) the Contractor must advise the Department a minimum of 10 calendar days prior to the proposed turn-on date to allow for an appropriate press release to be issued. The turn-on date of new controllers at locations where traffic signals are being modified or replaced shall be in accordance with the shut down period allowed as specified elsewhere in these provisions.

The Department or responsible local agency will begin paying energy consumption charges upon issuance of signal acceptance notice by the Engineer according to Article 801.11 (b)(5a). Facility charges will be paid under the contract up to 30 days prior to the turn-on date. However, the Contractor is responsible for payment of any energy consumption charges prior to turn-on. Facility charges prior to turn-on are to be submitted for payment under Article 109.05 of the Standard Specifications along with the utility company connection charges in accordance with Section 805. Waiting for electric service to be connected by the utility company will not be a cause to suspend working day charges. However, working days will not be charged while waiting for turn-on if all other contract work is complete, including electric service connection.

Subsequent to turn-on, a final inspection must be requested a minimum of 7 calendar days prior to the proposed inspection date. The Department or responsible local agency will assume maintenance responsibility including knockdowns at the time that all deficiencies noted during the final inspection are corrected to the satisfaction of the Engineer. Acceptance of the controller will not be made until the requirements of Section 801 are met.

CONDUIT PUSHED, GALVANIZED STEEL

Effective: September 1, 1997

Revised: November 3, 2006

This item consists of furnishing and installing galvanized steel conduit under an existing roadway, driveway, or sidewalk.

Galvanized steel conduit shall meet the requirements specified in Section 810 of the Standard Specifications.

The Contractor will have the option of substituting PVC conduit, utilizing the following method of installation, as an equal alternate:

- (1) A 1-1/4" (32 mm) diameter or larger, solid steel rod shall be pushed under the existing roadway, driveway or sidewalk.
- (2) The specified size of PVC conduit shall be attached to the rod via an expander/adapter.
- (3) The PVC conduit shall be pulled into place.

In the event that a conduit run cannot be installed, alternate locations and or methods may be approved by the Engineer. This cost shall be included in the contract unit prices in accordance with Article 810.03(a) of the Standard Specifications.

This item will be paid for at the contract unit price per foot (meter) for CONDUIT PUSHED, GALVANIZED STEEL of the size specified, which price shall be payment in full for furnishing and installing the conduit and fittings complete.

CONCRETE FOUNDATION, TYPE D

The concrete foundation shall be in accordance with Section 878 of the Standard Specifications and Standard 878001. The ground rod shall conform with the applicable portions of Article 1087.01 with the following additions:

1. The ground rod shall be 19 mm (3/4") x 3.0 m (10") long.
2. Four (4) ground rods shall be installed vertically in the concrete foundation and shall protrude 100 mm (4") from the concrete foundation. Each of the four (4) ground rods shall be located inside of the controller cabinet and 75 mm (3") diagonally from the cabinet corner.
3. A conductor type XLP, #6 AWG stranded cooper (green) shall be bonded to each rod with molded, sleeved, exothermic, N.E.C. approved field weld (Cadweld). One (1) of the rods and #6 AWG bare copper conductor shall be attached to the controller cabinet ground bus. The other unused ground conductors shall remain coiled along the bottom of the cabinet enclosure. The ground conductors shall be long enough to reach ground bus. PRESSURE CONNECTORS OR CLAMPS ARE NOT ACCEPTABLE.
4. Anchor bolts, nuts, and washers required with Type D foundation.

The cost for the above additions shall be included in the pay item CONCRETE FOUNDATION, TYPE D.

DETECTOR LOOP, TYPE 1

Add the following to the provisions for detector loop installation:

Replace the third paragraph of Article 886.04 (a) with the following:

The loop wire shall be held tightly in the bottom of the sawed slot by means of a plastic foam type material. The continuous "backer rod" shall completely cover the wire and provide a barrier between the wire and the sealant. The loop wires not embedded in the pavement shall be evenly twisted approximately 16 turns per meter (5 turns per foot). The depth of the sawed slot shall be as required to provide a minimum of one-inch clearance between the surface of the pavement and the top of the backer rod. When loops are placed in the binder or base course of bituminous pavement and will be covered by an additional surface course, the clearance may be reduced to one-half inch.

DETECTOR LOOP REPLACEMENT

This work shall consist of furnishing and installing a detector loop, of the type specified in the plans, in the pavement in conformance with the requirements of the plans, Sections 873 and 886 of the Standard Specifications, and Standards 886001 and 886006, with the following exceptions:

Replace the third paragraph of Article 886.04(a) with the following:

The loop wires shall be held tightly in the bottom of the sawed slot by means of a plastic foam type material. The "backer rod" shall completely cover the wires and provide a barrier between the loop wires and the sealant. The depth of the sawed slot shall be as required to provide a minimum of one-inch clearance between the surface of the pavement and the top of the backer rod. When loops are placed in the binder or base course of bituminous pavement and will be covered by an additional surface course, the clearance may be reduced to one-half inch.

Detector loop shall be placed in the pavement after milling and prior to resurfacing.

Each detector loop lead-in wires shall be installed in a separate conduit as shown in the plans. This conduit extends from the edge of the pavement to the nearest handhole.

At all locations where pavement joints that are not doweled or pavement separation cracks (including areas where bituminous pavement abuts concrete pavement) are encountered by the slots sawed for the placement of the detector loop or loop wires, a cored expansion hole shall be made per Standard 886001. The cored expansion holes are included in this pay item and no additional compensation will be made. The location of all detector loops shall be approved by the Engineer before any slots are sawed in the pavement.

After rotomilling, the Engineer shall contact Bureau of Operations, I.D.O.T. to determine if the existing loop is operational. If the loop is damaged it shall be re-cut, reconnected, and fully operational within five (5) working days. The Contractor will be paid for the replaced detector loops only.

Detector loop shall be spliced into the existing loop lead-in cable in the handhole. The splices shall be made per Section 873 of the Standard Specifications. Conductors shall be spliced in a rigid mold. Rosin-core solder shall be used..

Locating underground cables will be paid for separately.

This work will be paid for at the contract unit price per foot of DETECTOR LOOP REPLACEMENT, measured along the sawed slot in the pavement containing the loop cable and lead-in wires, rather than the actual length of the wire, which price shall be payment in full for furnishing, installing and testing the detector loop complete in place.

PEDESTRIAN PUSH BUTTONS

Effective: March 20, 1997

Revised: November 1, 2006

Pedestrian push buttons shall be installed in accordance with Section 888 of the Standard Specifications except as follows:

Article 888.03 shall be revised to read as follows:

The pedestrian push buttons shall be mounted approximately 30 in (760 mm) above the curb ramp level.

TEMPORARY TRAFFIC SIGNAL INSTALLATION

Effective: March 20, 1997

Revised: November 1, 2006

Temporary traffic signal installation shall be in accordance with Section 890 of the Standard Specifications, Standard 880001, and the Special Provision, SEQUENCE OF TRAFFIC SIGNAL CONSTRUCTION, with the following exceptions/additions:

- [1] The Contractor shall design and submit for the District's approval, a detailed plan showing the proposed locations of temporary poles, phasing, and signal heads for each phase of staged construction. A sufficient length of conductors shall be attached to the span wire to allow for movement of the signal heads during staging construction. Such movement of the traffic signal heads shall be included in this pay item.
- [2] Any existing underground cables maintained by the Department, which are in possible conflict with construction, shall be located and paid for separately as LOCATING UNDERGROUND CABLE.
- [3] Existing electrical devices at an intersection shall be maintained in accordance with the Special Provision, MAINTENANCE OF EXISTING ELECTRICAL DEVICES.
- [4] The Contractor, with the District's approval, may use the existing controller for the operation of temporary traffic signals. The cost of installing and removing the existing controller shall be included in the contract unit price. The Contractor, under this provision, shall be responsible for maintaining and repairing/replacing any items of the controller that are damaged for the entire duration when the Contractor is using it.

The existing traffic signal controller shall remain the property of the State of Illinois. Upon removal of the temporary signals, the controller shall be returned to the proposed location of construction or delivered to the Illinois Department of Transportation as directed.

REMOVE EXISTING TRAFFIC SIGNAL EQUIPMENT

Effective: Unknown

Revised: November 1, 2006

This item consists of removing an existing traffic signal installation. This work shall conform to Section 895 of the Standard Specifications. The existing traffic signal installation shall remain in operation until the temporary traffic signal installation is ready for operation. Upon approval of the Engineer, the Contractor shall remove the following traffic signal equipment:

- TS 2504 Post AI 14'; SH 1F 3S BM
- TS 2505 MAA&P 25'; SH 1F 5S MAM; SH 1F 3S MAM;
Sign Panel-Type 1 (Two)
- TS 2506 Post AI 14'; SH 2F 3S & 4S BM; Ped SH 2F 2S BM; 2-PB
- TS 2507 Post AI 14'; SH 1F 3S BM
- TS 2508 Post AI 14'; SH 1F 3S BM; Ped SH 2F 2S BM; 2-PB
- TS 2509 MAA&P 25'; SH 1F 5S MAM; SH 1F 3S MAM; Ped SH 1F
2S BM; PB; Sign Panel-Type 1 (Two)
- TS 2510 Post AI 14'; SH 1F 3S BM; Ped SH 1F 2S BM; PB
- TS 2511 MAA&P 28'; SH 1F 3S MAM; SH 1F 4S MAM; Ped SH 2F 2S BM;
2-PB; Sign Panel-Type 1
- FAC Controller (ASC 8000) & TYPE IV Cabinet
Conflict Monitor
Inductive Loop Detectors-4 each
Service Installation Type A, complete installation

The removed equipment shall remain the property of the State of Illinois. Upon removal of the existing traffic signal equipment specified above, the Contractor shall deliver such equipment to the Illinois Department of Transportation, Traffic and Maintenance Yard, 9601 St. Clair Avenue, Fairview Heights, Illinois.

This work will be paid for at the contract unit price each for REMOVE EXISTING TRAFFIC SIGNAL EQUIPMENT.

REMOVE EXISTING HANDHOLE

Effective: Unknown

Revised: November 1, 2006

This item shall consist of removing concrete handhole(s) in conformance with the requirements of the plans and Section 895 of the Standard Specifications. The entire depth of all walls of the handhole(s) shall be removed.

The Contractor shall cut and protect the associated conduits for re-use, if shown on the plans.

This work will be paid for at the contract unit price each for REMOVE EXISTING HANDHOLE.

REMOVE EXISTING CONCRETE FOUNDATION

Effective: Unknown

Revised: November 1, 2006

This item shall consist of removing a concrete foundation(s) in conformance to the requirements of the plans and Section 895 of the Standard Specifications.

The following concrete foundations are to be removed:

Type E, 24" dia. – 3 each;
Type A, 24" dia. – 5 each;
Type D – 1 each.

The entire depth of all of the above listed foundations shall be removed.

The Contractor shall cut and protect the associated conduits for re-use, if shown on the plans.

This work will be paid for at the contract unit price each for REMOVE EXISTING CONCRETE FOUNDATION.

FULL-ACTUATED CONTROLLER AND TYPE IV CABINET

This item shall consist of furnishing and installing a full-traffic actuated controller, of the type specified, complete with internal system coordination functions, conforming to the requirements of the plans and Section 857 of the Standard Specifications.

This work shall consist of furnishing, installing and placing in proper working condition a NEMA controller, with number of phases and type of sequence specified, complete with internal coordination and internal telemetry, with necessary connections for proper operation, in an unpainted aluminum cabinet of the type specified. The traffic actuated controller shall provide the sequence of operations shown on the plans. The controller shall be compatible with the existing ECONOLITE System Master Controller located at the intersection of IL 159 and Clay St. The timing shall be set by the Engineer.

A 12-position, barrier-type, terminal strip shall also be furnished and installed in the controller cabinet to provide termination for the system communication cable. Surge protector/line filtering components shall be provided in the controller cabinet to condition the incoming telemetry line.

This item will be paid for at the contract unit price each for FULL-ACTUATED CONTROLLER AND TYPE IV CABINET; complete with system coordination functions, and necessary connections for proper operation.

TEMPERATURE CONTROL FOR CONCRETE PLACEMENT

Effective: October 17, 2008

Delete the second and third sentences of the second paragraph of Article 1020.14(a) of the Standard Specifications.

CONSTRUCTION AND MAINTENANCE SIGN SUPPORTS

Effective: April 21, 1981

Revised: November 1, 2006

This work shall be done according to Section 1106 of the Standard Specifications and Highway Standard 701901 except as herein modified.

All construction signs mounted on permanent support for use in temporary traffic control having an area of 10 square feet (1 square meter) or more shall be mounted on two 4 in x 4 in (100 mm x 100 mm) or two 4 in x 6 in (100 mm x 150 mm) wood posts.

Type A metal post (two for each sign) conforming to Article 1006.29 of the Standard Specifications may be used in lieu of wood posts. Type A metal posts used for these signs may be unfinished.

This work shall not be paid for separately; but shall be considered included in the cost of the traffic control items in this contract.

UTILITY RELOCATIONS

When a Sanitary District, Municipality, or Water District has jurisdiction of a sanitary sewer or water service line, the Contractor shall coordinate with the Sanitary District, Municipality, or Water District and shall meet the approval of its Engineer.

Work on facilities owned by the City of Collinsville shall be coordinated with: Bob Frank, Water/Waste Water Director, Phone 618-346-5218 ext. 10.

STATUS OF UTILITIES TO BE ADJUSTED

NAME AND ADDRESS OF UTILITY	TYPE	LOCATION	ESTIMATED DATE RELOCATION COMPLETED
City of Collinsville 125 S. Center Street Collinsville, IL 62234 Contact: Mr. Michael Tognarelli Phone: (618) 346-5214	Water & Sanitary Sewer	Located within the project limits as per plans.	To be completed during construction.
Charter Communications, Inc. 941 Charter Commons Town & Country, MO 63017 Contact: Ms. Sara Bishop Phone: (636) 387-6633	Cable TV	Located within the project limits. Relocate approximately 5000 ft. of communication cable and associated equipment.	April 1, 2010
AmerenIP 2600 N. Center P. O. Box 378 Maryville, IL 62062-0378 Contact: Mr. L. Joe West Phone: (618) 346-1207	Gas	Located within the project limits from Station 106+60± to Station 126+00±. Abandon approximately 1900 ft. of steel gas main. Relocate approximately 2300 ft. of 4" plastic gas main along the east side of IL 159 from Station 126+00± to Station 152+25± and along Loop Street, abandon approximately 1800 ft. of gas main and relocate approximately 2600 ft. of gas main.	April 1, 2010

AmerenIP 2600 N. Center P. O. Box 378 Maryville, IL 62062-0378 Contact: Mr. L. Joe West Phone: (618) 346-1207	Electric	Relocate 56 poles and associated equipment right and left of IL 159 from Station 102+00± to Station 156+00±.	April 1, 2010
PAETEC 102 E. Shafer Street Forsyth, IL 62535 Contact: Mr. Carl E. Atteberry Phone: (217) 876-7194 Ext. 223	Communications	Relocate approximately 190 ft. of fiber optic cable along the left side of Clinton St. from Station 10+40± to Station 12+30±. Relocate approximately 950 ft. of fiber optic cable along the right side of IL 159 from Station 125+50± to Station 135+50±. Relocate approximately 150 ft. along the left side of Chestnut St. from Station 20+50± to Station 22+00±.	April 1, 2010
AT&T Illinois Network Engineering 203 Goethe Street Floor 2 Collinsville, IL 62234 Contact: Mr. Dean Litzenburg Phone: (618) 346-6422	Communications	Located within the limits of the project. Relocate approximately 6000 ft. of communication cable and associated equipment.	April 1, 2010
AT&T Corporation 866 Rock Creek Road Plano, IL 60545-9571 Contact: Mr. Carl Donahue Phone: (847) 420-9115	Communications	Located within the limits of the project. Relocate approximately 3000 ft. of communication cable and associated equipment.	April 1, 2010
AT&T Corporation c/o BUCO Services, Ltd. 7990 Old Hwy 50 P. O. Box 417 Flora, IL 62839 Contact: Mr. Lance Osborne Phone: (618) 662-3928	Communications	See above.	April 1, 2010

The above represents the best information of the Department and is only included for the convenience of the bidder. The applicable provisions of Section 102 and Articles 105.07 and 107.20 of the Standard Specifications for Road and Bridge Construction shall apply.

If any utility adjustment or removal has not been completed when required by the Contractor's operation, the Contractor should notify the Engineer in writing. A request for an extension of time will be considered to the extent the Contractor's operations were affected.

REMOVAL AND DISPOSAL OF REGULATED SUBSTANCES

This work shall be according to Article 669 of the Standard Specifications and the following:

Qualifications. The term environmental firm shall mean an environmental firm with at least five (5) documented leaking underground storage tank (LUST) cleanups or that is pre-qualified in hazardous waste by the Department. Documentation includes but not limited to verifying remediation and special waste operations for sites contaminated with gasoline, diesel, or waste oil in accordance with all Federal, State, or local regulatory requirements and shall be provided to the Engineer for approval.

The environmental firm selected shall not be a former or current consultant or have any ties with any of the properties contained within and/or adjacent to this construction project.

General. Implementation of this Special Provision will likely require the Contractor to subcontract for the execution of certain activities. It will be the Contractor's responsibility to assess the working conditions and adjust anticipated production rates accordingly.

All contaminated materials shall be managed as non-special waste. This work shall include monitoring and potential sampling, analytical testing, and management of a petroleum contaminated material. During the PSI Underground Storage Tanks (USTs) were discovered at the following location:

One UST near Station 11+45 to Station 11+90 RT offset 10 to 60 feet (Unoccupied Building #5, Site 1562B-57, 806 South Morrison Avenue).

Any soil classified as a non-special waste shall be excavated and disposed of as directed by this project or the Engineer. Any excavation or disposal beyond what is required by this project or the Engineer will be at no additional cost to the Department. The preliminary site investigation (PSI) report, available through the District's Environmental Studies Unit, estimated at the time of plan preparation determined the limits of the contamination and the quantities estimated were based on soil excavation for construction purposes only. The lateral distance is measured from centerline and the farthest distance is the offset distance or construction limit whichever is less. Any soil samples or analysis without the approval of the Engineer will be at no additional cost to the Department.

- A. The Environmental Firm shall continuously monitor for worker protection and the Contractor shall manage and dispose of all soils excavated within the following areas as classified below.
 1. Station 123+40 to Station 124+10 0 to 50 feet RT (Unoccupied Building #5, Site 1562B-57, 806 South Morrison Avenue) – non-special waste. Contaminants of concern sampling parameters: PNA's.
 2. Station 113+40 to Station 113+80 15 to 55 feet LT (Piasa Commercial Interiors, STie 1562B-59, 1001 South Morrison Avenue) – non-special waste. Contaminants of concern sampling parameters: BETX.

DRILLED SOLDIER PILE RETAINING WALL

Effective: September 20, 2001

Revised: October 9, 2009

Description. This work shall consist of providing all labor, materials, and equipment necessary to fabricate and furnish the soldier piles, create and maintain the shaft excavations, set and brace the soldier piles into position and encase the soldier piles in concrete to the specified elevation. Also included in this work is the backfilling of the remainder of the shaft excavation with Controlled Low-Strength Material (CLSM), the furnishing and installation of the timber lagging, and the furnishing and installation of CLSM secant lagging. All work shall be according to the details shown on the plans and as directed by the Engineer.

The remainder of the retaining wall components as shown on the plans, such as concrete facing, shear studs, reinforcement bars, tie backs, hand rails, and various drainage items etc., are not included in this Special Provision but are paid for as specified elsewhere in this Contract.

Materials. The materials used for the soldier piles and lagging shall satisfy the following requirements:

- (a) The structural steel components for the soldier piles shall conform to the requirements of AASHTO M270, Grade 36 (M270M Grade 250), unless otherwise designated on the plans.
- (b) The soldier pile encasement concrete shall be Class DS according to Section 1020, except the mix design shall be as follows:
 - (1) When the plans specify that soil and ground water sulfate contaminates exceed 500 parts per million, a Type V cement shall be required. The cement shall be increased 60 lb./cu. yd. (35 kg/cu m) if the concrete is to be placed under water.
 - (2) If concrete is placed to displace drilling fluid or against temporary casing, the slump shall be 8 ± 1 in. (200 mm \pm 25 mm) at point of placement.
- (c) The Controlled Low-Strength Material (CLSM), used for backfilling shaft excavations above the soldier pile encasement concrete and for backfilling secant lagging excavations, to the existing ground surface, shall be according to Article 1019.
- (d) Temporary casing shall be produced by electric seam, butt, or spiral welding to produce a smooth wall surface, fabricated from steel satisfying ASTM A252 Grade 2. The minimum wall thickness shall be as required to resist the anticipated installation and dewatering stresses, as determined by the Contractor, but in no case less than 1/4 in. (6 mm).
- (e) Drilling slurry shall consist of a polymer or mineral base material. Mineral slurry shall have both a mineral grain size that will remain in suspension with sufficient viscosity and gel characteristics to transport excavated material to a suitable screening system. The percentage and specific gravity of the material used to make the suspension shall be sufficient to maintain the stability of the excavation and to allow proper concrete placement. For polymer slurry, the calcium hardness of the mixing water shall not exceed 100 mg/L.
- (f) Timber Lagging. The minimum tabulated unit stress in bending (F_b), used for the design of the timber lagging, shall be 1000 psi (6.9 MPa) unless otherwise specified on the plans. When treated timber lagging is specified on the plans, the method of treatment shall be according to Article 1007.12. All timber shall meet the inspection requirements of Article 1007.01.

Equipment. The drilling equipment shall have adequate capacity, including power, torque and down thrust, to create a shaft excavation of the maximum diameter specified to a depth of 20 percent beyond the depths shown on the plans. Concrete equipment shall be according to Article 1020.03.

Construction Requirements. The shaft excavation for each soldier pile shall extend to the tip elevation indicated on the plans for soldier piles terminating in soil or to the required embedment in rock when rock is indicated on the contract plans. The Contractor shall satisfy the following requirements:

- (a) **Drilling Methods.** The soldier pile installation shall be according to 516.06(a),(b), or(c)
No shaft excavation shall be made adjacent to a soldier pile with encasement concrete that has a compressive strength less than 1500 psi (10.35 MPa), nor adjacent to secant lagging until the CLSM has reach sufficient strength to maintain it's position and shape unless otherwise approved by the Engineer. Materials removed or generated from the shaft excavations shall be disposed of by the Contractor according to Article 202.03. Excavation by blasting will not be permitted.
- (b) **Drilling Slurry.** During construction, the level of the slurry shall be maintained at a height sufficient to prevent caving of the hole. In the event of a sudden or significant loss of slurry to the hole, the construction of that shaft shall be stopped and the shaft excavation backfilled or supported by temporary casing until a method to stop slurry loss, or an alternate construction procedure, has been developed and approved by the Engineer.
- (c) **Obstructions.** Obstructions shall be defined as any object (such as but not limited to, boulders, logs, old foundations, etc.) that cannot be removed with normal earth drilling procedures, but requires special augers, tooling, core barrels or rock augers to remove the obstruction. When obstructions are encountered, the Contractor shall notify the Engineer and upon concurrence of the Engineer, the Contractor shall begin working to core, break up, push aside, or remove the obstruction. Lost tools or equipment in the excavation, as a result of the Contractor's operation, shall not be defined as obstructions and shall be removed at the Contractor's expense.
- (d) **Top of Rock.** The top of rock will be considered as the point where rock, defined as bedded deposits and conglomerate deposits exhibiting the physical characteristics and difficulty of rock removal as determined by the Engineer, is encountered which cannot be drilled with earth augers and/or underreaming tools configured to be effective in the soils indicated in the contract documents, and requires the use of special rock augers, core barrels, air tools, blasting, or other methods of hand excavation.
- (e) **Design Modifications.** If the top of rock elevation encountered is below that estimated on the plans, such that the soldier pile length above rock is increased by more than 10 percent, the Engineer shall be contacted to determine if any soldier pile design changes are required. In addition, if the type of soil or rock encountered is not similar to that shown in the subsurface exploration data, the Engineer shall be contacted to determine if revisions are necessary.
- (f) **Soldier Pile Fabrication and Placement.** The soldier pile is defined as the structural steel section(s) shown on the plans as well as any connecting plates used to join multiple sections. The types of soldier piles shall be defined as HP, W Sections, or Built-Up Sections. Cleaning and painting of all steel components, when specified, shall be as shown on the plans and accomplished according to the special provision for "Cleaning and Painting New Metal Structures". This work will not be paid for separately, but shall be considered included in the cost of Furnishing Soldier Piles of the type specified.

The soldier pile shall be shop fabricated such that no field welding is required. The Contractor shall attach suitable bracing or support to maintain the position of the soldier pile within the shaft excavation such that the final location will satisfy the Construction Tolerances portion of this Special Provision. The bracing or supports shall remain in place until the concrete for encasement has reached a minimum compressive strength of 1500 psi (10.35 MPa).

When embedment in rock is indicated on the plans, modification to the length of a soldier pile may be required to satisfy the required embedment. The modification shall be made to the top of the soldier pile unless otherwise approved by the Engineer. When the top of rock encountered is above the estimated elevation indicated on the plans, the soldier piles shall be cut to the required length. If the top of rock encountered is below that estimated on the plans, the Contractor shall either furnish longer soldier piles or splice on additional length of soldier pile per Article 512.05(a) to satisfy the required embedment in rock. In order to avoid delays, the Contractor may have additional soldier pile sections fabricated as necessary to make the required adjustments. Additional soldier pile quantities, above those shown on the plans, shall not be furnished without prior written approval by the Engineer.

- (g) Concrete Placement. Concrete work shall be performed according to Article 516.12 and as specified herein.

The soldier pile encasement concrete pour shall be made in a continuous manner from the bottom of the shaft excavation to the elevation indicated on the plans. Concrete shall be placed as soon as possible after the excavation is completed and the soldier pile is secured in the proper position. Uneven levels of concrete placed in front, behind, and on the sides of the soldier pile shall be minimized to avoid soldier pile movement, and to ensure complete encasement.

Following the soldier pile encasement concrete pour, the remaining portion of the shaft excavation shall be backfilled with CLSM according to Section 593. CLSM Secant lagging placement shall be placed as soon as practical after the shaft excavation is cleared.

- (h) Construction Tolerances. The soldier piles shall be drilled and located within the excavation to satisfy the following tolerances:

- (1) The center of the soldier pile shall be within 1 1/2 in. (38 mm) of plan station and 1/2 in. (13 mm) offset at the top of the shaft.
- (2) The out of vertical plumbness of the soldier pile shall not exceed 0.83 percent.
- (3) The top of the soldier pile shall be within ± 1 in. (± 25 mm) of the plan elevation.

- (i) Timber Lagging. Timber lagging, when required by the plans, installed below the original ground surface, shall be placed from the top down as the excavation proceeds. Lagging shown above grade shall be installed and backfilled against prior to installing any permanent facing to minimize post construction deflections. Over-excavation required to place the timber lagging behind the flanges of the soldier piles shall be the minimum necessary to install the lagging. Any voids produced behind the lagging shall be filled with porous granular embankment at the Contractors expense. When the plans require the Contractor to design the timber lagging, the design shall be based on established practices published in FHWA or AASHTO documents considering lateral earth pressure, construction loading, traffic surcharges and the lagging span length(s). The nominal thickness of the lagging selected shall not be less than 3 in. (75 mm) and shall satisfy the minimum tabulated unit stress in bending (F_b) stated elsewhere in this Special Provision.

The Contractor shall be responsible for the successful performance of the lagging system until the concrete facing is installed. When the nominal timber lagging thickness(s) and allowable stress are specified on the plans, the timber shall be rough cut or surfaced and in accordance with Article 1007.03.

- (j) Structure Excavation. When structure excavation is necessary to place a concrete facing, it shall be made and paid for according to Section 502 except that the horizontal limits for structure excavation shall be from the face of the soldier pile to a vertical plane 2 ft. (600 mm) from the finished face of the wall. The depth shall be from the top of the original ground surface to the bottom of the concrete facing. The additional excavation necessary to place the lagging whether through soil or CLSM shall be included in this work.
- (k) Geocomposite Wall Drain. When required by the plans, the geocomposite wall drain shall be installed and paid for according to Section 591 except that, in the case where a concrete facing is specified on the plans, the wall drain shall be installed on the concrete facing side of the timber lagging with the pervious (fabric) side of the drain installed to face the timber. When a concrete facing is not specified on the plans, the pervious (fabric) side of the drain shall be installed to face the soil. In this case, the drain shall be installed in stages as the timber lagging is installed. The wall drain shall be placed in sections and spliced, or kept on a continuous roll, so that as each timber is placed, the drain can be properly located as the excavation proceeds.

Method of Measurement. The furnishing of soldier piles will be measured for payment in feet (meters) along the centerline of the soldier pile for each of the types specified. The length shall be determined as the difference between the plan top of soldier pile and the final as built shaft excavation bottom.

The drilling and setting of soldier piles in soil and rock, will be measured for payment and the volumes computed in cubic feet (cubic meters) for the shaft excavation required to set the soldier piles according to the plans and specifications, and accepted by the Engineer. These volumes shall be the theoretical volumes computed using the diameter(s) of the shaft(s) shown in the plans and the depth of the excavation in soil and/or rock as appropriate. The depth in soil will be defined as the difference in elevation between the ground surface at the time of concrete placement and the bottom of the shaft excavation or the top of rock (when present), whichever is encountered first. The depth in rock will be defined as the difference in elevation between the measured top of rock and the bottom of the shaft excavation.

Drilling and placing CLSM secant lagging shall be measured for payment in cubic feet (cubic meters) of the shaft excavation required to install the secant lagging as shown in the plans. This volume shall be the theoretical volume computed using the diameter(s) shown on the plans and the difference in elevation between the as built shaft excavation bottom and the ground surface at the time of the CLSM placement.

Timber lagging shall be measured for payment in square feet (square meters) of timber lagging installed to the limits as shown on the plans. The quantity shall be calculated using the minimum lagging length required on the plans multiplied by the as installed height of timbers, for each bay of timber lagging spanning between the soldier piles.

Basis of Payment. The furnishing of soldier piles will be paid for at the contract unit price per foot (meter) for FURNISHING SOLDIER PILES, of the type specified, for the total number of feet (meters) furnished to the job site. The cost of any field splices required due to changes in top of rock elevation shall be paid for according to Article 109.04.

The drilling and setting of soldier piles will be paid for at the contract unit price per cubic foot (cubic meter) for DRILLING AND SETTING SOLDIER PILES (IN SOIL) and DRILLING AND SETTING SOLDIER PILES (IN ROCK). The required shaft excavation, soldier pile encasement concrete and any CLSM backfill required around each soldier pile will not be paid for separately but shall be included in this item.

The timber lagging will be paid for at the contract unit price per square foot (square meter) for UNTREATED TIMBER LAGGING, or TREATED TIMBER LAGGING as detailed on the plans.

The secant lagging will be paid for at the contract unit price per cubic foot (cubic meter) for SECANT LAGGING. The required shaft excavation and CLSM backfill required to fill that excavation shall be included in this item.

Obstruction mitigation shall be paid for according to Article 109.04.

No additional compensation, other than noted above, will be allowed for removing and disposing of excavated materials, for furnishing and placing concrete, CLSM, bracing, lining, temporary casings placed and removed or left in place, or for any excavation made or concrete placed outside of the plan diameter(s) of the shaft(s) specified.

TEMPORARY SOIL RETENTION SYSTEM

Effective: December 30, 2002

Revised : May 11, 2009

Description. This work shall consist of designing, furnishing, installing, adjusting for stage construction when required and subsequent removal of the temporary soil retention system according to the dimensions and details shown on the plans and in the approved design submittal.

General. The temporary soil retention system shall be designed by the Contractor as a minimum, to retain the exposed surface area specified in the plans or as directed by the Engineer.

The design calculations and details for the temporary soil retention system proposed by the Contractor shall be submitted to the Engineer for approval. The calculations shall be prepared and sealed by an Illinois Licensed Structural Engineer. This approval will not relieve the Contractor of responsibility for the safety of the excavation. Approval shall be contingent upon acceptance by all involved utilities and/or railroads.

Construction. The Contractor shall verify locations of all underground utilities before installing any of the soil retention system components or commencing any excavation. Any disturbance or damage to existing structures, utilities or other property, caused by the Contractor's operation, shall be repaired by the Contractor in a manner satisfactory to the Engineer at no additional cost to the Department. The soil retention system shall be installed according to the Contractor's approved design, or as directed by the Engineer, prior to commencing any related excavation. If unable to install the temporary soil retention system as specified in the approved design, the Contractor shall have the adequacy of the design re-evaluated.

Any reevaluation shall be submitted to the Engineer for approval prior to commencing the excavation adjacent to the area in question. The Contractor shall not excavate below the maximum excavation line shown in the approved design without the prior permission of the Engineer. The temporary soil retention system shall remain in place until the Engineer determines it is no longer required.

The temporary soil retention system shall be removed and disposed of by the Contractor when directed by the Engineer. When allowed, the Contractor may elect to cut off a portion of the temporary soil retention system leaving the remainder in place. The remaining temporary soil retention system shall be removed to a depth which will not interfere with the new construction, and as a minimum, to a depth of 12 in. (300 mm) below the finished grade, or as directed by the Engineer. Removed system components shall become the property of the Contractor.

When an obstruction is encountered, the Contractor shall notify the Engineer and upon concurrence of the Engineer, the Contractor shall begin working to break up, push aside, or remove the obstruction. An obstruction shall be defined as any object (such as but not limited to, boulders, logs, old foundations etc.) where its presence was not obvious or specifically noted on the plans prior to bidding, that cannot be driven or installed through or around, with normal driving or installation procedures, but requires additional excavation or other procedures to remove or miss the obstruction.

Method of Measurement. The temporary soil retention system furnished and installed according to the Contractor's approved design or as directed by the Engineer will be measured for payment in place, in square feet (square meters). The area measured shall be the vertical exposed surface area envelope of the excavation supported by temporary soil retention system. Portions of the temporary soil retention system left in place for reuse in later stages of construction shall only be measured for payment once.

Any temporary soil retention system installed beyond those dimensions shown on the contract plans or the approved contractor's design without the written permission of the Engineer, shall not be measured for payment but shall be done at the contractor's own expense.

Basis of Payment. This work will be paid for at the contract unit price per square foot (square meter) for TEMPORARY SOIL RETENTION SYSTEM.

Payment for any excavation, related solely to the installation and removal of the temporary soil retention system and/or its components, shall not be paid for separately but shall be included in the unit bid price for TEMPORARY SOIL RETENTION SYSTEM. Other excavation, performed in conjunction with this work, will not be included in this item but shall be paid for as specified elsewhere in this contract.

Obstruction mitigation shall be paid for according to Article 109.04 of the Standard Specifications.

PIPE UNDERDRAINS FOR STRUCTURES

Effective: May 17, 2000

Revised: January 22, 2010

Description. This work shall consist of furnishing and installing a pipe underdrain system as shown on the plans, as specified herein, and as directed by the Engineer.

Materials. Materials shall meet the requirements as set forth below:

The perforated pipe underdrain shall be according to Article 601.02 of the Standard Specifications. Outlet pipes or pipes connecting to a separate storm sewer system shall not be perforated.

The drainage aggregate shall be a combination of one or more of the following gradations, FA1, FA2, CA5, CA7, CA8, CA11, or CA13 thru 16, according to Sections 1003 and 1004 of the Standard Specifications.

The fabric surrounding the drainage aggregate shall be Geotechnical Fabric for French Drains according to Article 1080.05 of the Standard Specifications.

Construction Requirements. All work shall be according to the applicable requirements of Section 601 of the Standard Specifications except as modified below.

The pipe underdrains shall consist of a perforated pipe drain situated at the bottom of an area of drainage aggregate wrapped completely in geotechnical fabric and shall be installed to the lines and gradients as shown on the plans.

Method of Measurement. Pipe Underdrains for Structures shall be measured for payment in feet (meters), in place. Measurement shall be along the centerline of the pipe underdrains. All connectors, outlet pipes, elbows, and all other miscellaneous items shall be included in the measurement. Concrete headwalls shall be included in the cost of Pipe Underdrains for Structures, but shall not be included in the measurement for payment.

Basis of Payment. This work will be paid for at the contract unit price per foot (meter) for PIPE UNDERDRAINS FOR STRUCTURES of the diameter specified. Furnishing and installation of the drainage aggregate, geotechnical fabric, forming holes in structural elements and any excavation required, will not be paid for separately, but shall be included in the cost of the pipe underdrains for structures.

DEMOLITION PLANS FOR REMOVAL OF EXISTING STRUCTURES

Effective: September 5, 2007

Add to the beginning of Article 501.02 of the Standard Specifications.

“The Contractor shall submit a demolition plan to the Engineer for approval, detailing the proposed methods of demolition and the amount, location(s) and type(s) of equipment to be used. With the exception of removal of single box culverts, for work adjacent to or over an active roadway, railroad or navigable waterway, the demolition plan shall include an assessment of the structure’s condition and an evaluation of the structure’s strength and stability during demolition and shall be sealed by an Illinois Licensed Structural Engineer.”

SEGMENTAL CONCRETE BLOCK WALL

Effective: January 7, 1999

Revised: July 9, 2008

Description. This work shall consist of furnishing the design computations, shop plans, materials, equipment and labor to construct a Segmental Concrete Block Retaining Wall to the limits shown on the plans.

General. The wall shall consist of a leveling pad, precast concrete blocks (either dry-cast or wet cast), select granular backfill and, if required by the design, soil reinforcement. The wall shall be designed and constructed according to the lines, grades, and dimensions shown on the contract plans and approved shop plans.

Submittals. The wall supplier shall submit design computations and shop plans to the Engineer according to Article 1042.03(b) of the Standard Specifications. No work or ordering of materials for the structure shall be done by the Contractor until the submittal has been approved in writing by the Engineer. The shop plans shall be sealed by an Illinois Licensed Structural Engineer and shall include all details, dimensions, quantities, and cross sections necessary to construct the wall and shall include, but not be limited to, the following items:

- (a) Plan, elevation, and cross section sheet(s) for each wall showing the following:
 - (1) A plan view of the wall indicating the offsets from the construction centerline to the first course of blocks at all changes in horizontal alignment. These shall be calculated using the offsets to the front face of the block shown on the contract plans and the suppliers proposed wall batter. The plan view shall indicate bottom (and top course of block when battered), the excavation and select granular backfill limits as well as any soil reinforcing required by the design. The centerline of any drainage structure or pipe behind or passing through/under the wall shall also be shown.
 - (2) An elevation view of the wall, indicating the elevation and all steps in the top course of blocks along the length of the wall. The top of these blocks shall be at or above the theoretical top of block line shown on the contract plans. This view shall also show the steps and proposed top of leveling pad elevations as well as the finished grade line at the wall face specified on the contract plans. These leveling pad elevations shall be located at or below the theoretical top of leveling line shown on the contract plans. The location, size, and length of any soil reinforcing connected to the blocks shall be indicated.
 - (3) Typical cross section(s) showing the limits of the select granular backfill, soil reinforcement if used in the design. The right-of-way limits shall be indicated as well as the proposed excavation, cut slopes, and the elevation relationship between existing ground conditions and proposed grades.
 - (4) All general notes required for constructing the wall.
- (b) All details for the leveling pads, including the steps, shall be shown. The theoretical top of the leveling pad shall either be below the anticipated frost depth or 1.5 ft. (450 mm) below the finished grade line at the wall face, whichever is greater; unless otherwise shown on the plans. The minimum leveling pad thickness shall be 6 in. (152 mm)

- (c) Cap blocks shall be used to cover the top of the standard block units. The top course of blocks and cap blocks shall be stepped to satisfy the top of block line shown on the contract plans.
- (d) All details of the block and/or soil reinforcement placement around all appurtenances located behind, on top of, or passing through the wall shall be clearly indicated. Any modifications to the design of these appurtenances to accommodate a particular design arrangement shall also be submitted.
- (e) All details of the blocks, including color and texture shall be shown. The exterior face shall preferably be straight, textured with a "split rock face" pattern, and dark gray in color unless otherwise stated on the plans.
- (f) All block types (standard, cap, corner, and radius turning blocks) shall be detailed showing all dimensions.
- (g) All blocks shall have alignment/connection devices such as shear keys, leading/trailing lips, or pins. The details for the connection devices between adjacent blocks and the block to soil reinforcement shall be shown. The block set back or face batter shall be limited to 20 degrees from vertical, unless otherwise shown by the plans.

Materials. The materials shall meet the following requirements:

- (a) Dry-Cast Concrete Block: Dry-cast concrete block proposed for use shall be pre-cast and produced according Article 1042.02 and the requirements of ASTM C1372 except as follows:
 - 1. Fly ash shall be according to Articles 1010.01 and 1010.02(b).
 - 2. Ground granulated blast-furnace slag shall be according to Articles 1010.01 and 1010.05.
 - 3. Aggregate shall be according to Articles 1003.02 and 1004.02, with the exception of gradation.
 - 4. Water shall be according to Section 1002.
 - 5. Testing for freeze-thaw durability will not be required. However, unsatisfactory field performance as determined by the Department will be cause to prohibit the use of the block on Department projects.
- (b) Wet-cast Concrete Block. Wet-cast concrete block proposed for use shall be pre-cast and produced according to Section 1020 and Article 1042.02. The concrete shall be Class PC with a minimum compressive strength of at least 3000 psi (31 MPa) at 28 days.
- (c) Select Granular Backfill: The select granular backfill material shall consist of either a coarse aggregate according to Article 1004.05(a), or a fine aggregate according to the first sentence of Article 1003.04(a). The aggregate used shall also meet the following:

Coarse Aggregate Gradation	CA 6 thru CA 16 (Article 1004.01(c))
Fine Aggregate Gradation	FA 1, FA 2, or FA 20 (Article 1003.01(c))
Coarse Aggregate Quality	Minimum Class C (Article 1004.01(b))
Fine Aggregate Quality	Minimum Class C (Article 1003.01(b))
Internal Friction Angle	34° minimum (AASHTO T 236 or T 296)
pH (if reinforcement is used)	4.5 to 9 (AASHTO T 289)

When a fine aggregate is selected, the rear of all block joints shall be covered by a non-woven needle punch geotextile filter material according to Article 1080.05 of the Standard Specifications and shall have a minimum permeability according to ASTM D4491 of 0.008 cm/sec. All fabric overlaps shall be 6 in. (150 mm) and non-sewn. As an alternative to the geotextile, a coarse aggregate shall be placed against the back face of the blocks to create a minimum 12 in. (300 mm) wide continuous gradation filter to prevent the select fill material from passing through the block joints.

- (d) Leveling pad: The material shall be either Class SI concrete according to Article 1020.04 or compacted coarse aggregate according to Articles 1004.04, (a) and (b). The compacted coarse aggregate gradation shall be CA 6 or CA 10.
- (e) Soil Reinforcement: If soil reinforcement is required by the approved design, the Contractor shall submit a manufacturer's certification for the soil reinforcement properties which equals or exceeds those required in the design computations. The soil reinforcement shall be manufactured from high density polyethylene (HDPE) uniaxial or polypropylene biaxial resins or high tenacity polyester fibers with a PVC coating, stored between -20 and 140° F (-29 and 60° C). The following standards shall be used in determining and demonstrating the soil reinforcement capacities:

- ASTM D638 Test Method for Tensile Properties of Plastic
- ASTM D1248 Specification for Polyethylene Plastics Molding and Extrusion Materials
- ASTM D4218 Test Method for Carbon Black Content in Polyethylene Compounds
- ASTM D5262 Test Method for Evaluating the Unconfined Tension Creep Behavior of Geosynthetics
- GG1-Standard Test Method for Geogrid Rib Tensile Strength
- GG2-Standard Test Method for Geogrid Junction Strength
- GG4-Standard Practice for Determination of the Long Term Design Strength of Geogrid
- GG5-Standard Practice for Evaluating Geogrid Pullout Behavior

Design Criteria. The design shall be according to AASHTO Specifications and commentaries for Earth Retaining Walls or FHWA Publication No. HI-95-038, SA-96-071 and SA-96-072. The wall supplier shall be responsible for all internal stability aspects of the wall design.

Internal stability design shall insure that adequate factors of safety against overturning and sliding are present at each level of block. If required by design, soil reinforcement shall be utilized and the loading at the block/soil reinforcement connection as well as the failure surface must be indicated. The calculations to determine the allowable load of the soil reinforcement and the factor of safety against pullout shall also be included. The analysis of settlement, bearing capacity, and overall slope stability are the responsibility of the Department.

External loads such as those applied through structure foundations, from traffic or railroads, slope surcharge etc., shall be accounted for in the internal stability design. The presence of all appurtenances behind, in front of, mounted upon, or passing through the wall volume such as drainage structures, utilities, structure foundation elements, or other items shall be accounted for in the internal stability design of the wall.

Construction Requirements. The Contractor shall obtain technical assistance from the supplier during wall erection to demonstrate proper construction procedures and shall include all costs related to this technical assistance in the unit price bid for this item.

The foundation material for the leveling pad and select granular backfill volume shall be graded to the design elevation and compacted according to Article 205.05, except the minimum required compaction shall be 95 percent of the standard laboratory density. Any foundation soils found to be unsuitable shall be removed and replaced as directed by the Engineer and shall be paid for according to Article 109.04.

The select granular backfill lift placement shall closely follow the erection of each course of blocks. All aggregate shall be swept from the top of the block prior to placing the next block lift. If soil reinforcement is used, the select granular backfill material shall be leveled and compacted before placing and attaching the soil reinforcement to the blocks. The soil reinforcement shall be pulled taut, staked in place, and select fill placed from the rear face of the blocks outward. The lift thickness shall be the lesser of 10 in. (255 mm) loose measurement or the proposed block height.

The select granular backfill shall be compacted according to Article 205.05, except the minimum required compaction shall be 95 percent of the standard laboratory density. Compaction shall be achieved using a minimum of 3 passes of a lightweight mechanical tamper, roller, or vibratory system. The top 12 in. (300 mm) of backfill shall be a cohesive, impervious material capable of supporting vegetation, unless other details are specified on the plans.

The blocks shall be maintained in position as successive lifts are compacted along the rear face of the block. Vertical, horizontal, and rotational alignment tolerances shall not exceed 0.5 in. (12 mm) when measured along a 10 ft. (3 m) straight edge.

Method of Measurement. Segmental Concrete Block Wall will be measured by the square foot (square meter) of wall face from the top of block line to the theoretical top of the leveling pad for the length of the wall in a vertical plane, as shown on the contract plans.

Basis of Payment. This work will be paid for at the contract unit price per square foot (square meter) for SEGMENTAL CONCRETE BLOCK WALL.

ABOVE GRADE INLET PROTECTION (BDE)

Effective: July 1, 2009

Add the following to Article 280.02 of the Standard Specifications:

“(k) Above Grade Inlet Filter

1081.15(i)”

Add the following paragraph after the second paragraph of Article 280.04(c) of the Standard Specifications:

“When above grade inlet filters are specified, they shall be of sufficient size to completely span and enclose the inlet structure. Prior to ordering materials, the Contractor shall determine the size of the various drainage structures being protected.”

Add the following paragraph after the second paragraph of Article 280.08(d) of the Standard Specifications:

“Protection of drainage structures with rigid inlet protection assemblies will be paid for at the contract unit price per each for ABOVE GRADE INLET FILTERS.”

Add the following to Article 1081.15 of the Standard Specifications:

“(i) Above Grade Inlet Filters. Above grade inlet filters shall consist of a rigid polyethylene frame covered with a fitted geotextile filter. A clean, used fitted filter and a used rigid polyethylene frame in good condition meeting the approval of the Engineer may be substituted for new materials. Materials for the above grade inlet filter assembly shall be according to the following.

(1) Frame Construction. Frame shall be constructed of a high density polyethylene copolymer. The design of the frame shall allow the structure to fit completely over the sewer inlet. The frame shall be a minimum of 26 in. (650 mm) tall and the top of the frame shall be designed with an opening to allow large volumes of water to pass through under high flow events. The frame shall conform to the following requirements:

Frame		
Material Property	Test Method	Value
Tensile Yield Strength	ASTM D 638	3600 psi (24.82 MPa)
Elongation at Break	ASTM D 638	>600%
Tensile-Impact Strength	ASTM D 1822	170 ft lb/sq in (230 J)
Brittleness Temperature	ASTM D 746	<-105°F (-76.11°C)
Environmental Stress Cracking	ASTM D 1693	>800 hours
Durometer Hardness, Shore A	ASTM D 2240	68
Vicat Softening Temperature	ASTM D 1525	254°F (123.33°C)
Deflection Temperature	ASTM D 648	157°F (69.44°C)
Coefficient of Linear Thermal Expansion	ASTM D 696	7×10^{-5} in/in/°F (12.6×10^{-5} m/m/°C)
Bulk Density	ASTM D 1895	37 lbs/cu ft (592.7 kg/cu m)

(2) Fitted Geotextile Filter. The sides of the fitted geotextile filter shall be constructed of 100 percent continuous polyester needle-punched fabric. The filter shall be fabricated to provide a direct fit to the frame. The top of the filter shall integrate a coarse screening to allow large volumes of water to pass through in the event of heavy flows.

This screening shall have a minimum apparent opening of 1/2 in. (13 mm). The filter shall have integrated anti-buoyancy pockets capable of holding no less than 3.0 cu ft (0.08 cu m) of stabilization material. Each filter shall have a label with the following information sewn to or otherwise permanently adhered to the outside: manufacturer's name, product name, and lot, model or serial number. The fitted geotextile filter shall conform to the following requirements:

Fitted Geotextile Filter		
Material Property	Test Method	Minimum Avg. Roll Value
Weight	ASTM D 3776	3.0 oz/sq yd +/- 10% (71.1 grams/sq m)
Grab Tensile Strength	ASTM D 4632	80 lb min. (36.29 kg)
Grab Tensile Elongation	ASTM D 4632	50%
Bursting Strength	ASTM D 3786	150 psi min. (1.03 MPa)
Puncture Resistance	ASTM D 4833	50 lb min. (22.68 kg)
Trapezoid Tearing Strength	ASTM D 4533	30 lb min. (13.61 kg)
Apparent Opening Size	ASTM D 4751	Sieve No. 70 (0.212 mm)
Permittivity	ASTM D 4491	2.0/sec
Water Permeability	ASTM D 4491	102 gal/min/sq ft (4150 liter/min/sq m)
UV Resistance	ASTM D 4355	70% at 500 hours

- (3) Certification. The manufacturer shall furnish a certificate with each shipment of above grade inlet filter assemblies, stating the amount of product furnished and that the material complies with these requirements.”

ALKALI-SILICA REACTION FOR CAST-IN-PLACE CONCRETE (BDE)

Effective: August 1, 2007

Revised: January 1, 2009

Description. This special provision is intended to reduce the risk of a deleterious alkali-silica reaction in concrete exposed to humid or wet conditions. The special provision is not intended or adequate for concrete exposed to potassium acetate, potassium formate, sodium acetate or sodium formate. The special provision shall not apply to the dry environment (humidity less than 60 percent) found inside buildings for residential or commercial occupancy. The special provision shall also not apply to precast products or precast prestressed products.

Aggregate Expansion Values. Each coarse and fine aggregate will be tested by the Department for alkali reaction according to ASTM C 1260. The test will be performed with Type I or II cement having a total equivalent alkali content ($\text{Na}_2\text{O} + 0.658\text{K}_2\text{O}$) of 0.90 percent or greater. The Engineer will determine the assigned expansion value for each aggregate, and these values will be made available on the Department's Alkali-Silica Potential Reactivity Rating List. The Engineer may differentiate aggregate based on ledge, production method, gradation number, or other factors. An expansion value of 0.05 percent will be assigned to limestone or dolomite coarse aggregates and 0.03 percent to limestone or dolomite fine aggregates (manufactured stone sand); however the Department reserves the right to perform the ASTM C 1260 test.

Aggregate Groups. Each combination of aggregates used in a mixture will be assigned to an aggregate group. The point at which the coarse aggregate and fine aggregate expansion values intersect in the following table will determine the group.

AGGREGATE GROUPS			
Coarse Aggregate or Coarse Aggregate Blend ASTM C 1260 Expansion	Fine Aggregate or Fine Aggregate Blend ASTM C 1260 Expansion		
	≤ 0.16%	> 0.16% - 0.27%	> 0.27%
≤ 0.16%	Group I	Group II	Group III
> 0.16% - 0.27%	Group II	Group II	Group III
> 0.27%	Group III	Group III	Group IV

Mixture Options. Based upon the aggregate group, the following mixture options shall be used; however, the Department may prohibit a mixture option if field performance shows a deleterious alkali-silica reaction or Department testing indicates the mixture may experience a deleterious alkali-silica reaction.

- Group I - Mixture options are not applicable. Use any cement or finely divided mineral.
- Group II - Mixture options 1, 2, 3, 4, or 5 shall be used.
- Group III - Mixture options 1, 2 and 3 combined, 4, or 5 shall be used.
- Group IV - Mixture options 1, 2 and 4 combined, or 5 shall be used.

For Class PP-3 concrete the mixture options are not applicable, and any cement may be used with the specified finely divided minerals.

- a) Mixture Option 1. The coarse or fine aggregates shall be blended to place the material in a group that will allow the selected cement or finely divided mineral to be used.

When a coarse or fine aggregate is blended, the weighted expansion value shall be calculated separately for the coarse and fine aggregate as follows:

$$\text{Weighted Expansion Value} = (a/100 \times A) + (b/100 \times B) + (c/100 \times C) + \dots$$

Where: a, b, c... = percentage of aggregate in the blend;
 A, B, C...= expansion value for that aggregate.

- b) Mixture Option 2. A finely divided mineral shall be used as described in 1), 2), 3), or 4) that follow. The replacement ratio is defined as “finely divided mineral:portland cement”.
 - 1) Class F Fly Ash. For Class PV, BS, MS, DS, SC, and SI concrete and cement aggregate mixture II (CAM II), Class F fly ash shall replace 15 percent of the portland cement at a minimum replacement ratio of 1.5:1.
 - 2) Class C Fly Ash. For Class PV, MS, SC, and SI Concrete, Class C fly ash with 18 percent to less than 26.5 percent calcium oxide content, and less than 2.0 percent loss on ignition, shall replace 20 percent of the portland cement at a minimum replacement ratio of 1:1; or at a minimum replacement ratio of 1.25:1 if the loss on ignition is 2.0 percent or greater.

Class C fly ash with less than 18 percent calcium oxide content shall replace 20 percent of the portland cement at a minimum replacement ratio of 1.25:1.

For Class PP-1, RR, BS, and DS concrete and CAM II, Class C fly ash with less than 26.5 percent calcium oxide content shall replace 15 percent of the portland cement at a minimum replacement ratio of 1.5:1.

- 3) Ground Granulated Blast-Furnace Slag. For Class PV, BS, MS, SI, DS, and SC concrete, ground granulated blast-furnace slag shall replace 25 percent of the portland cement at a minimum replacement ratio of 1:1.

For Class PP-1 and RR concrete, ground granulated blast-furnace slag shall replace 15 percent of the portland cement at a minimum replacement ratio of 1.5:1.

For Class PP-2, ground granulated blast-furnace slag shall replace 25 to 30 percent of the portland cement at a minimum replacement ratio of 1:1.

- 4) Microsilica or High Reactivity Metakaolin. Microsilica solids or high reactivity metakaolin shall be added to the mixture at a minimum 25 lb/cu yd (15 kg/cu m) or 27 lb/cu yd (16 kg/cu m) respectively.
- c) Mixture Option 3. The cement used shall have a maximum total equivalent alkali content ($\text{Na}_2\text{O} + 0.658\text{K}_2\text{O}$) of 0.60 percent. When aggregate in Group II is involved, any finely divided mineral may be used with a portland cement.
- d) Mixture Option 4. The cement used shall have a maximum total equivalent alkali content ($\text{Na}_2\text{O} + 0.658\text{K}_2\text{O}$) of 0.45 percent. When aggregate in Group II or III is involved, any finely divided mineral may be used with a portland cement.
- e) Mixture Option 5. The proposed cement or finely divided mineral may be used if the ASTM C 1567 expansion value is ≤ 0.16 percent when performed on the aggregate in the concrete mixture with the highest ASTM C 1260 test result. The ASTM C 1567 test will be valid for two years, unless the Engineer determines the materials have changed significantly. For latex concrete, the ASTM C 1567 test shall be performed without the latex. The 0.20 percent autoclave expansion limit in ASTM C 1567 shall not apply.

If during the two year time period the Contractor needs to replace the cement, and the replacement cement has an equal or lower total equivalent alkali content ($\text{Na}_2\text{O} + 0.658\text{K}_2\text{O}$), a new ASTM C 1567 test will not be required.

Testing. If an individual aggregate has an ASTM C 1260 expansion value > 0.16 percent, an ASTM C 1293 test may be performed by the Contractor to evaluate the Department's ASTM C 1260 test result. The ASTM C 1293 test shall be performed with Type I or II cement having a total equivalent alkali content ($\text{Na}_2\text{O} + 0.658\text{K}_2\text{O}$) of 0.80 percent or greater. The interior vertical wall of the ASTM C 1293 recommended container (pail) shall be half covered with a wick of absorbent material consisting of blotting paper. If the testing laboratory desires to use an alternate container or wick of absorbent material, ASTM C 1293 test results with an alkali-reactive aggregate of known expansion characteristics shall be provided to the Engineer for review and approval.

If the expansion is less than 0.040 percent after one year, the aggregate will be assigned an ASTM C 1260 expansion value of 0.08 percent that will be valid for two years, unless the Engineer determines the aggregate has changed significantly.

The Engineer reserves the right to verify a Contractor's ASTM C 1293 or 1567 test result. The Engineer will not accept the result if the precision and bias for the test methods are not met.

The laboratory performing the ASTM C 1567 test shall either be accredited by the AASHTO Materials Reference Laboratory (AMRL) for ASTM C 227 under Portland Cement Concrete or Aggregate; or shall be inspected for Hydraulic Cement - Physical Tests by the Cement and Concrete Reference Laboratory (CCRL) and shall be approved by the Department. The laboratory performing the ASTM C 1293 test shall be inspected for Portland Cement Concrete by CCRL and shall be approved by the Department.

ALKALI-SILICA REACTION FOR PRECAST AND PRECAST PRESTRESSED CONCRETE (BDE)

Effective: January 1, 2009

Description. This special provision is intended to reduce the risk of a deleterious alkali-silica reaction in precast and precast prestressed concrete exposed to humid or wet conditions. The special provision is not intended or adequate for concrete exposed to potassium acetate, potassium formate, sodium acetate or sodium formate. The special provision shall not apply to the dry environment (humidity less than 60 percent) found inside buildings for residential or commercial occupancy. The special provision shall also not apply to cast-in-place concrete.

Aggregate Expansion Values. Each coarse and fine aggregate will be tested by the Department for alkali reaction according to ASTM C 1260. The test will be performed with Type I or II cement having a total equivalent alkali content ($\text{Na}_2\text{O} + 0.658\text{K}_2\text{O}$) of 0.90 percent or greater. The Engineer will determine the assigned expansion value for each aggregate, and these values will be made available on the Department's Alkali-Silica Potential Reactivity Rating List. The Engineer may differentiate aggregate based on ledge, production method, gradation number, or other factors. An expansion value of 0.05 percent will be assigned to limestone or dolomite coarse aggregates and 0.03 percent to limestone or dolomite fine aggregates (manufactured stone sand); however the Department reserves the right to perform the ASTM C 1260 test.

Aggregate Groups. Each combination of aggregates used in a mixture will be assigned to an aggregate group. The point at which the coarse aggregate and fine aggregate expansion values intersect in the following table will determine the group.

AGGREGATE GROUPS			
Coarse Aggregate or Coarse Aggregate Blend ASTM C 1260 Expansion	Fine Aggregate or Fine Aggregate Blend ASTM C 1260 Expansion		
	≤ 0.16%	> 0.16% - 0.27%	> 0.27%
≤ 0.16%	Group I	Group II	Group III
> 0.16% - 0.27%	Group II	Group II	Group III
> 0.27%	Group III	Group III	Group IV

Mixture Options. Based upon the aggregate group, the following mixture options shall be used; however, the Department may prohibit a mixture option if field performance shows a deleterious alkali-silica reaction or Department testing indicates the mixture may experience a deleterious alkali-silica reaction.

- Group I - Mixture options are not applicable. Use any cement or finely divided mineral.
- Group II - Mixture options 1, 2, 3, 4, or 5 shall be used.
- Group III - Mixture options 1, 2 and 3 combined, 4, or 5 shall be used.
- Group IV - Mixture options 1, 2 and 4 combined, or 5 shall be used.

- a) Mixture Option 1. The coarse or fine aggregates shall be blended to place the material in a group that will allow the selected cement or finely divided mineral to be used.

When a coarse or fine aggregate is blended, the weighted expansion value shall be calculated separately for the coarse and fine aggregate as follows:

$$\text{Weighted Expansion Value} = (a/100 \times A) + (b/100 \times B) + (c/100 \times C) + \dots$$

Where: a, b, c... = percentage of aggregate in the blend;
A, B, C... = expansion value for that aggregate.

- b) Mixture Option 2. A finely divided mineral shall be used as described in 1), 2), 3), or 4) that follow. The replacement ratio is defined as "finely divided mineral:portland cement".
 - 1) Class F Fly Ash. For Class PC concrete, precast products, and PS concrete, Class F fly ash shall replace 15 percent of the portland cement at a minimum replacement ratio of 1.5:1.
 - 2) Class C Fly Ash. For Class PC Concrete, precast products, and Class PS concrete, Class C fly ash with 18 percent to less than 26.5 percent calcium oxide content, and less than 2.0 percent loss on ignition, shall replace 20 percent of the portland cement at a minimum replacement ratio of 1:1; or at a minimum replacement ratio of 1.25:1 if the loss on ignition is 2.0 percent or greater. Class C fly ash with less than 18 percent calcium oxide content shall replace 20 percent of the portland cement at a minimum replacement ratio of 1.25:1.
 - 3) Ground Granulated Blast-Furnace Slag. For Class PC concrete, precast products, and Class PS concrete, ground granulated blast-furnace slag shall replace 25 percent of the portland cement at a minimum replacement ratio of 1:1.
 - 4) Microsilica or High Reactivity Metakaolin. Microsilica solids or high reactivity metakaolin shall be added to the mixture at a minimum 25 lb/cu yd (15 kg/cu m) or 27 lb/cu yd (16 kg/cu m) respectively.
- c) Mixture Option 3. The cement used shall have a maximum total equivalent alkali content ($\text{Na}_2\text{O} + 0.658\text{K}_2\text{O}$) of 0.60 percent. When aggregate in Group II is involved, any finely divided mineral may be used with a portland cement.
- d) Mixture Option 4. The cement used shall have a maximum total equivalent alkali content ($\text{Na}_2\text{O} + 0.658\text{K}_2\text{O}$) of 0.45 percent.

When aggregate in Group II or III is involved, any finely divided mineral may be used with a portland cement.

- e) Mixture Option 5. The proposed cement or finely divided mineral may be used if the ASTM C 1567 expansion value is ≤ 0.16 percent when performed on the aggregate in the concrete mixture with the highest ASTM C 1260 test result. The ASTM C 1567 test will be valid for two years, unless the Engineer determines the materials have changed significantly. The 0.20 percent autoclave expansion limit in ASTM C 1567 shall not apply.

If during the two year time period the Contractor needs to replace the cement, and the replacement cement has an equal or lower total equivalent alkali content ($\text{Na}_2\text{O} + 0.658\text{K}_2\text{O}$), a new ASTM C 1567 test will not be required.

Testing. If an individual aggregate has an ASTM C 1260 expansion value > 0.16 percent, an ASTM C 1293 test may be performed by the Contractor to evaluate the Department's ASTM C 1260 test result. The ASTM C 1293 test shall be performed with Type I or II cement having a total equivalent alkali content ($\text{Na}_2\text{O} + 0.658\text{K}_2\text{O}$) of 0.80 percent or greater. The interior vertical wall of the ASTM C 1293 recommended container (pail) shall be half covered with a wick of absorbent material consisting of blotting paper. If the testing laboratory desires to use an alternate container or wick of absorbent material, ASTM C 1293 test results with an alkali-reactive aggregate of known expansion characteristics shall be provided to the Engineer for review and approval. If the expansion is less than 0.040 percent after one year, the aggregate will be assigned an ASTM C 1260 expansion value of 0.08 percent that will be valid for two years, unless the Engineer determines the aggregate has changed significantly.

The Engineer reserves the right to verify a Contractor's ASTM C 1293 or 1567 test result. The Engineer will not accept the result if the precision and bias for the test methods are not met.

The laboratory performing the ASTM C 1567 test shall either be accredited by the AASHTO Materials Reference Laboratory (AMRL) for ASTM C 227 under Portland Cement or Aggregate; or shall be inspected for Hydraulic Cement - Physical Tests by the Cement and Concrete Reference Laboratory (CCRL) and shall be approved by the Department. The laboratory performing the ASTM C 1293 test shall be inspected for Portland Cement Concrete by CCRL and shall be approved by the Department.

APPROVAL OF PROPOSED BORROW AREAS, USE AREAS, AND/OR WASTE AREAS INSIDE ILLINOIS STATE BORDERS (BDE)

Effective: November 1, 2008

Revise the title of Article 107.22 of the Standard Specifications to read:

"107.22 Approval of Proposed Borrow Areas, Use Areas, and/or Waste Areas Inside Illinois State Borders."

Add the following sentence to the end of the first paragraph of Article 107.22 of the Standard Specifications:

“Proposed borrow areas, use areas, and/or waste areas outside of Illinois shall comply with Article 107.01.”

CEMENT (BDE)

Effective: January 1, 2007

Revised: April 1, 2009

Revise Section 1001 of the Standard Specifications to read:

“SECTION 1001. CEMENT

1001.01 Cement Types. Cement shall be according to the following.

- (a) Portland Cement. Acceptance of portland cement shall be according to the current Bureau of Materials and Physical Research’s Policy Memorandum, “Portland or Blended Cement Acceptance Procedure for Qualified and Non-Qualified Plants”.

Portland cement shall be according to ASTM C 150, and shall meet the standard physical and chemical requirements. Type I or Type II may be used for cast-in-place, precast, and precast prestressed concrete. Type III may be used according to Article 1020.04, or when approved by the Engineer. All other cements referenced in ASTM C 150 may be used when approved by the Engineer.

The total of all organic processing additions shall be a maximum of 1.0 percent by weight (mass) of the cement. The total of all inorganic processing additions shall be a maximum of 4.0 percent by weight (mass) of the cement. However, a cement kiln dust inorganic processing addition shall be limited to a maximum of 1.0 percent. Organic processing additions shall be limited to grinding aids that improve the flowability of cement, reduce pack set, and improve grinding efficiency. Inorganic processing additions shall be limited to granulated blast-furnace slag according to the chemical requirements of AASHTO M 302, Class C fly ash according to the chemical requirements of AASHTO M 295, and cement kiln dust.

- (b) Portland-Pozzolan Cement. Acceptance of portland-pozzolan cement shall be according to the current Bureau of Materials and Physical Research’s Policy Memorandum, “Portland or Blended Cement Acceptance Procedure for Qualified and Non-Qualified Plants”.

Portland-pozzolan cement shall be according to ASTM C 595 and shall meet the standard physical and chemical requirements. Type IP may be used for cast-in-place, precast, and precast prestressed concrete, except when Class PP concrete is used. The pozzolan constituent for Type IP shall be a maximum of 21 percent of the weight (mass) of the portland-pozzolan cement.

For cast-in-place construction, portland-pozzolan cement shall not be used in concrete mixtures when the air temperature is below 40 °F (4 °C) without permission of the Engineer. If permission is given, the mix design strength requirement may require the Contractor to increase the cement or eliminate the cement factor reduction for a water-reducing or high range water-reducing admixture which is permitted according to Article 1020.05(b).

The total of all organic processing additions shall be a maximum of 1.0 percent by weight (mass) of the cement. Organic processing additions shall be limited to grinding aids as defined in (a) above. Inorganic processing additions shall be limited to cement kiln dust at a maximum of 1.0 percent.

- (c) Portland Blast-Furnace Slag Cement. Acceptance of portland blast-furnace slag cement shall be according to the current Bureau of Materials and Physical Research's Policy Memorandum, "Portland or Blended Cement Acceptance Procedure for Qualified and Non-Qualified Plants".

Portland blast-furnace slag cement shall be according to ASTM C 595 and shall meet the standard physical and chemical requirements. Type IS portland blast-furnace slag cement may be used for cast-in-place, precast, and precast prestressed concrete, except when Class PP concrete is used. The blast-furnace slag constituent for Type IS shall be a maximum of 25 percent of the weight (mass) of the portland blast-furnace slag cement.

For cast-in-place construction, portland blast-furnace slag cement shall not be used in concrete mixtures when the air temperature is below 40 °F (4 °C) without permission of the Engineer. If permission is given, the mix design strength requirement may require the Contractor to increase the cement or eliminate the cement factor reduction for a water-reducing or high range water-reducing admixture which is permitted according to Article 1020.05(b).

The total of all organic processing additions shall be a maximum of 1.0 percent by weight (mass) of the cement. Organic processing additions shall be limited to grinding aids as defined in (a) above. Inorganic processing additions shall be limited to cement kiln dust at a maximum of 1.0 percent.

- (d) Rapid Hardening Cement. Rapid hardening cement shall be used according to Article 1020.04 or when approved by the Engineer. The cement shall be on the Department's current "Approved List of Packaged, Dry, Rapid Hardening Cementitious Materials for Concrete Repairs", and shall be according to the following.

- (1) The cement shall have a maximum final set of 25 minutes, according to Illinois Modified ASTM C 191.
- (2) The cement shall have a minimum compressive strength of 2000 psi (13,800 kPa) at 3.0 hours, 3200 psi (22,100 kPa) at 6.0 hours, and 4000 psi (27,600 kPa) at 24.0 hours, according to Illinois Modified ASTM C 109.
- (3) The cement shall have a maximum drying shrinkage of 0.050 percent at seven days, according to Illinois Modified ASTM C 596.
- (4) The cement shall have a maximum expansion of 0.020 percent at 14 days, according to Illinois Modified ASTM C 1038.

(5) The cement shall have a minimum 80 percent relative dynamic modulus of elasticity; and shall not have a weight (mass) gain in excess of 0.15 percent or a weight (mass) loss in excess of 1.0 percent, after 100 cycles, according to AASHTO T 161, Procedure B.

(e) Calcium Aluminate Cement. Calcium aluminate cement shall be used only where specified by the Engineer. The cement shall meet the standard physical requirements for Type I cement according to ASTM C 150, except the time of setting shall not apply. The chemical requirements shall be determined according to ASTM C 114 and shall be as follows: minimum 38 percent aluminum oxide (Al_2O_3), maximum 42 percent calcium oxide (CaO), maximum 1 percent magnesium oxide (MgO), maximum 0.4 percent sulfur trioxide (SO_3), maximum 1 percent loss on ignition, and maximum 3.5 percent insoluble residue.

1001.02 Uniformity of Color. Cement contained in single loads or in shipments of several loads to the same project shall not have visible differences in color.

1001.03 Mixing Brands and Types. Different brands or different types of cement from the same manufacturing plant, or the same brand or type from different plants shall not be mixed or used alternately in the same item of construction unless approved by the Engineer.

1001.04 Storage. Cement shall be stored and protected against damage, such as dampness which may cause partial set or hardened lumps. Different brands or different types of cement from the same manufacturing plant, or the same brand or type from different plants shall be kept separate.”

CONCRETE ADMIXTURES (BDE)

Effective: January 1, 2003

Revised: April 1, 2009

Replace the first paragraph of Article 1020.05(b) of the Standard Specifications to read:

“(b) Admixtures. The use of admixtures to increase the workability or to accelerate the hardening of the concrete will be permitted when approved by the Engineer. Admixture dosages shall result in the mixture meeting the specified plastic and hardened properties. The Department will maintain an Approved List of Corrosion Inhibitors. Corrosion inhibitor dosage rates shall be according to Article 1020.05(b)(12). The Department will also maintain an Approved List of Concrete Admixtures, and an admixture technical representative shall be consulted when determining an admixture dosage from this list. The dosage shall be within the range indicated on the approved list unless the influence by other admixtures, jobsite conditions (such as a very short haul time), or other circumstances warrant a dosage outside the range. The Engineer shall be notified when a dosage is proposed outside the range. To determine an admixture dosage, air temperature, concrete temperature, cement source and quantity, finely divided mineral sources(s) and quantity, influence of other admixtures, haul time, placement conditions, and other factors as appropriate shall be considered. The Engineer may request the Contractor to have a batch of concrete mixed in the lab or field to verify the admixture dosage is correct. An admixture dosage or combination of admixture dosages shall not delay the initial set of concrete by more than one hour.

When a retarding admixture is required or appropriate for a bridge deck or bridge deck overlay pour, the initial set time shall be delayed until the deflections due to the concrete dead load are no longer a concern for inducing cracks in the completed work. However, a retarding admixture shall not be used to further extend the pour time and justify the alteration of a bridge deck pour sequence.

When determining water in admixtures for water/cement ratio, the Contractor shall calculate 70 percent of the admixture dosage as water, except a value of 50 percent shall be used for a latex admixture used in bridge deck latex concrete overlays.”

Revise Section 1021 of the Standard Specifications to read:

“SECTION 1021. CONCRETE ADMIXTURES

1021.01 General. Admixtures shall be furnished in liquid form ready for use. The admixtures shall be delivered in the manufacturer's original containers, bulk tank trucks or such containers or tanks as are acceptable to the Engineer. Delivery shall be accompanied by a ticket which clearly identifies the manufacturer and trade name of the material. Containers shall be readily identifiable as to manufacturer and trade name of the material they contain.

Corrosion inhibitors will be maintained on the Department's Approved List of Corrosion Inhibitors. All other concrete admixture products will be maintained on the Department's Approved List of Concrete Admixtures. For the admixture submittal, a report prepared by an independent laboratory accredited by the AASHTO Materials Reference Laboratory (AMRL) for Portland Cement Concrete shall be provided. The report shall show the results of physical tests conducted no more than five years prior to the time of submittal, according to applicable specifications. However, for corrosion inhibitors the ASTM G 109 test information specified in ASTM C 1582 is not required to be from an independent lab. All other information in ASTM C 1582 shall be from an independent lab.

Tests shall be conducted using materials and methods specified on a "test" concrete and a "reference" concrete, together with a certification that no changes have been made in the formulation of the material since the performance of the tests. Per the manufacturer's option, the cement content for all required tests shall either be according to applicable specifications or 5.65 cwt/cu yd (335 kg/cu m). Compressive strength test results for six months and one year will not be required.

Prior to the approval of an admixture, the Engineer reserves the right to request a sample for testing. The test and reference concrete mixtures tested by the Engineer will contain a cement content of 5.65 cwt/cu yd (335 kg/cu m). For freeze-thaw testing, the Department will perform the test according to AASHTO T 161, Procedure B. The flexural strength test will be performed according to AASHTO T 177. If the Engineer decides to test the admixture, the manufacturer shall submit AASHTO T 197 water content and set time test results on the standard cement used by the Department. The test and reference concrete mixture shall contain a cement content of 5.65 cwt/cu yd (335 kg/cu m). The manufacturer may select their lab or an independent lab to perform this testing. The laboratory is not required to be accredited by AASHTO.

The manufacturer shall include in the submittal the following admixture information: the manufacturing range for specific gravity, the midpoint and manufacturing range for residue by oven drying, and the manufacturing range for pH. The submittal shall also include an infrared spectrophotometer trace no more than five years old.

For air-entraining admixtures according to Article 1021.02, the specific gravity allowable manufacturing range shall be established by the manufacturer and the test method shall be according to ASTM C 494. For residue by oven drying and pH, the allowable manufacturing range and test methods shall be according to ASTM C 260.

For admixtures according to Articles 1021.03, 1021.04, 1021.05, 1021.06, and 1021.07, the pH allowable manufacturing range shall be established by the manufacturer and the test method shall be according to ASTM E 70. For specific gravity and residue by oven drying, the allowable manufacturing range and test methods shall be according to ASTM C 494.

When test results are more than seven years old, the manufacturer shall re-submit the infrared spectrophotometer trace and the report prepared by an independent laboratory accredited by AASHTO.

All admixtures, except chloride-based accelerators, shall contain a maximum of 0.3 percent chloride by weight (mass).

Random field samples may be taken by the Department to verify an admixture meets specification. A split sample will be provided to the manufacturer if requested. Admixtures that do not meet specification requirements or an allowable manufacturing range established by the manufacturer shall be replaced with new material.

1021.02 Air-Entraining Admixtures. Air-entraining admixtures shall be according to AASHTO M 154.

1021.03 Retarding and Water-Reducing Admixtures. The admixture shall be according to the following.

- (a) The retarding admixture shall be according to AASHTO M 194, Type B (retarding) or Type D (water-reducing and retarding).
- (b) The water-reducing admixture shall be according to AASHTO M 194, Type A.
- (c) The high range water-reducing admixture shall be according to AASHTO M 194, Type F (high range water-reducing) or Type G (high range water-reducing and retarding).

1021.04 Accelerating Admixtures. The admixture shall be according to AASHTO M 194, Type C (accelerating) or Type E (water reducing and accelerating).

1021.05 Self-Consolidating Admixtures. The self-consolidating admixture system shall consist of either a high range water-reducing admixture only or a high range water-reducing admixture combined with a separate viscosity modifying admixture. The one or two component admixture system shall be capable of producing a concrete mixture that can flow around reinforcement and consolidate under its own weight without additional effort and without segregation.

The high range water-reducing admixture shall be according to AASHTO M 194, Type F.

The viscosity modifying admixture shall be according to ASTM C 494, Type S (specific performance).

1021.06 Rheology-Controlling Admixture. The rheology-controlling admixture shall be capable of producing a concrete mixture with a lower yield stress that will consolidate easier for slipform applications used by the Contractor. The rheology-controlling admixture shall be according to ASTM C 494, Type S (specific performance).

1021.07 Corrosion Inhibitor. The corrosion inhibitor shall be according to one of the following.

- (a) Calcium Nitrite. The corrosion inhibitor shall contain a minimum 30 percent calcium nitrite by weight (mass) of solution, and shall comply with the requirements of AASHTO M 194, Type C (accelerating).
- (b) Other Materials. The corrosion inhibitor shall be according to ASTM C 1582.”

CONCRETE GUTTER, TYPE A (BDE)

Effective: January 1, 2009

Revise the first two paragraphs of Article 606.07 of the Standard Specifications to read:

“606.07 Concrete Gutter, Curb, and Curb and Gutter. Joints in concrete gutter, curb, and combination curb and gutter shall be a continuation of the joints in the adjacent portland cement concrete pavement, base course, base course widening, or shoulder. Expansion joints adjacent to drainage castings may be placed in prolongation with other joint types.

When concrete gutter, curb, and combination curb and gutter are constructed adjacent to flexible pavement or shoulders, joints shall be constructed according to the details shown on the plans.”

Delete the fourth sentence of the fourth paragraph of Article 606.07 of the Standard Specifications.

CONCRETE MIX DESIGNS (BDE)

Effective: April 1, 2009

Add the following to Article 1020.05(c) of the Standard Specifications:

- “(5) Performance Based Finely Divided Mineral Combination. For Class PV and SI concrete a performance based finely divided mineral combination may be used. The minimum cement factor, maximum cement factor, and water cement ratio of Article 1020.04 shall be replaced with the values below, and the performance based finely divided mineral combination herein is an alternative to Articles 1020.05(c)(1), (c)(2), (c)(3), and (c)(4). The mix design shall meet the following requirements and the Engineer may request a trial batch.

- a. The mixture shall contain a minimum of 375 lbs/cu yd (222 kg/cu m) of portland cement. For a blended cement, a sufficient amount shall be used to obtain the required 375 lbs/cu yd (222 kg/cu m) of portland cement in the mixture. For example, a blended cement stated to have 20 percent finely divided mineral, ignoring any ASTM C 595 tolerance on the 20 percent, would require a minimum of 469 lbs/cu yd (278 kg/cu m) of material in the mixture. When the mixture is designed for cement content from 375 lbs/cu yd (222 kg/cu m) to 400 lbs/cu yd (237 kg/cu m), the total of organic processing additions, inorganic processing additions, and limestone addition in the cement shall not exceed 5.0 percent.
- b. The mixture shall contain a maximum of two finely divided minerals. The finely divided mineral in a blended cement shall count toward the total number of finely divided minerals allowed. The finely divided mineral(s) shall constitute a maximum of 35.0 percent of the total cement plus finely divided mineral(s). The fly ash portion shall not exceed 30.0 percent for Class C fly ash or 25.0 percent for Class F fly ash. The Class C and F fly ash combination shall not exceed 30.0 percent. The ground granulated blast-furnace slag portion shall not exceed 35.0 percent. The microsilica or high-reactivity metakaolin portion used together or separately shall not exceed 5.0 percent. The finely divided mineral in the blended cement shall apply to the maximum 35.0 percent, and shall be determined as discussed in a. above for determining portland cement in blended cement.
- c. For central mixed Class PV and SI concrete, the mixture shall contain a minimum of 535 lbs/cu yd (320 kg/cu m) of cement and finely divided mineral(s) summed together, and a water-reducing admixture shall be used. The value shall be 565 lbs/cu yd (335 kg/cu m) without a water-reducing admixture.

For truck mixed or shrink mixed Class PV and SI concrete, the mixture shall contain a minimum of 575 lbs/cu yd (345 kg/cu m) of cement and finely divided mineral(s) summed together, and a water-reducing admixture shall be used. The value shall be 605 lbs/cu yd (360 kg/cu m) without a water-reducing admixture.

- d. The mixture shall contain a maximum of 705 lbs/cu yd (418 kg/cu m) of cement and finely divided mineral(s) summed together.
- e. The mixture shall have a water/cement ratio of 0.32 – 0.44.
- f. The mixture shall not be used for placement underwater.
- g. The combination of cement and finely divided mineral(s) shall have an ASTM C 1567 expansion value ≤ 0.16 percent, and shall be performed on the aggregate in the concrete mixture with the highest ASTM C 1260 test result. The ASTM C 1567 test will be valid for two years, unless the Engineer determines the materials have changed significantly.

If during the two year time period the Contractor needs to replace the portland cement, and the replacement portland cement has an equal or lower total equivalent alkali content ($\text{Na}_2\text{O} + 0.658\text{K}_2\text{O}$), a new ASTM C 1567 test will not be required. However, replacement of a blended cement with another cement will require a new ASTM C 1567 test.”

CONSTRUCTION AIR QUALITY – DIESEL RETROFIT (BDE)

Effective: June 1, 2010

The reduction of emissions of particulate matter (PM) for off-road equipment shall be accomplished by installing retrofit emission control devices. The term “equipment” refers to diesel fuel powered devices rated at 50 hp and above, to be used on the jobsite in excess of seven calendar days over the course of the construction period on the jobsite (including rental equipment).

Contractor and subcontractor diesel powered off-road equipment assigned to the contract shall be retrofitted using the phased in approach shown below. Equipment that is of a model year older than the year given for that equipment’s respective horsepower range shall be retrofitted:

Effective Dates	Horsepower Range	Model Year
June 1, 2010 ^{1/}	600-749	2002
	750 and up	2006
June 1, 2011 ^{2/}	100-299	2003
	300-599	2001
	600-749	2002
	750 and up	2006
June 1, 2012 ^{2/}	50-99	2004
	100-299	2003
	300-599	2001
	600-749	2002
	750 and up	2006

- 1/ Effective dates apply to Contractor diesel powered off-road equipment assigned to the contract.
- 2/ Effective dates apply to Contractor and subcontractor diesel powered off-road equipment assigned to the contract.

The retrofit emission control devices shall achieve a minimum PM emission reduction of 50 percent and shall be:

- a) Included on the U.S. Environmental Protection Agency (USEPA) *Verified Retrofit Technology List* (<http://www.epa.gov/otaq/retrofit/verif-list.htm>), or verified by the California Air Resources Board (CARB) (<http://www.arb.ca.gov/diesel/verde/verde.htm>); or

- b) Retrofitted with a non-verified diesel retrofit emission control device if verified retrofit emission control devices are not available for equipment proposed to be used on the project, and if the Contractor has obtained a performance certification from the retrofit device manufacturer that the emission control device provides a minimum PM emission reduction of 50 percent.

Note: Large cranes (Crawler mounted cranes) which are responsible for critical lift operations are exempt from installing retrofit emission control devices if such devices adversely affect equipment operation.

Diesel powered off-road equipment with engine ratings of 50 hp and above, which are unable to be retrofitted with verified emission control devices or if performance certifications are not available which will achieve a minimum 50 percent PM reduction, may be granted a waiver by the Department if documentation is provided showing good faith efforts were made by the Contractor to retrofit the equipment.

Construction shall not proceed until the Contractor submits a certified list of the diesel powered off-road equipment that will be used, and as necessary, retrofitted with emission control devices. The list(s) shall include (1) the equipment number, type, make, Contractor/rental company name; and (2) the emission control devices make, model, USEPA or CARB verification number, or performance certification from the retrofit device manufacturer. Equipment reported as fitted with emissions control devices shall be made available to the Engineer for visual inspection of the device installation, prior to being used on the jobsite.

The Contractor shall submit an updated list of retrofitted off-road construction equipment as retrofitted equipment changes or comes on to the jobsite. The addition or deletion of any diesel powered equipment shall be included on the updated list.

If any diesel powered off-road equipment is found to be in non-compliance with any portion of this special provision, the Engineer will issue the Contractor a diesel retrofit deficiency deduction.

Any costs associated with retrofitting any diesel powered off-road equipment with emission control devices shall be considered as included in the contract unit prices bid for the various items of work involved and no additional compensation will be allowed. The Contractor's compliance with this notice and any associated regulations shall not be grounds for a claim.

Diesel Retrofit Deficiency Deduction

When the Engineer determines that a diesel retrofit deficiency exists, a daily monetary deduction will be imposed for each calendar day or fraction thereof the deficiency continues to exist. The calendar day(s) will begin when the time period for correction is exceeded and end with the Engineer's written acceptance of the correction. The daily monetary deduction will be \$1,000.00 for each deficiency identified.

The deficiency will be based on lack of diesel retrofit emissions control.

If a Contractor accumulates three diesel retrofit deficiency deductions for the same piece of equipment in a contract period, the Contractor will be shutdown until the deficiency is corrected.

Such a shutdown will not be grounds for any extension of the contract time, waiver of penalties, or be grounds for any claim.

CONSTRUCTION AIR QUALITY - DIESEL VEHICLE EMISSIONS CONTROL (BDE)

Effective: April 1, 2009

Revised: July 1, 2009

Diesel Vehicle Emissions Control. The reduction of construction air emissions shall be accomplished by using cleaner burning diesel fuel. The term "equipment" refers to any and all diesel fuel powered devices rated at 50 hp and above, to be used on the project site in excess of seven calendar days over the course of the construction period on the project site (including any "rental" equipment).

All equipment on the jobsite, with engine ratings of 50 hp and above, shall be required to: use Ultra Low Sulfur Diesel fuel (ULSD) exclusively (15 ppm sulfur content or less).

Diesel powered equipment in non-compliance will not be allowed to be used on the project site, and is also subject to a notice of non-compliance as outlined below.

The Contractor shall submit copies of monthly summary reports and include certified copies of the ULSD diesel fuel delivery slips for diesel fuel delivered to the jobsite for the reporting time period, noting the quantity of diesel fuel used.

If any diesel powered equipment is found to be in non-compliance with any portion of this specification, the Engineer will issue the Contractor a notice of non-compliance and identify an appropriate period of time, as outlined below under environmental deficiency deduction, in which to bring the equipment into compliance or remove it from the project site.

Any costs associated with bringing any diesel powered equipment into compliance with these diesel vehicle emissions controls shall be considered as included in the contract unit prices bid for the various items of work involved and no additional compensation will be allowed. The Contractor's compliance with this notice and any associated regulations shall also not be grounds for a claim.

Environmental Deficiency Deduction. When the Engineer is notified, or determines that an environmental control deficiency exists, he/she will notify the Contractor in writing, and direct the Contractor to correct the deficiency within a specified time period. The specified time-period, which begins upon Contractor notification, will be from 1/2 hour to 24 hours long, based on the urgency of the situation and the nature of the deficiency. The Engineer shall be the sole judge regarding the time period.

The deficiency will be based on lack of repair, maintenance and diesel vehicle emissions control.

If the Contractor fails to correct the deficiency within the specified time frame, a daily monetary deduction will be imposed for each calendar day or fraction thereof the deficiency continues to exist.

The calendar day(s) will begin when the time period for correction is exceeded and end with the Engineer's written acceptance of the correction. The daily monetary deduction will be \$1,000.00 for each deficiency identified.

If a Contractor or subcontractor accumulates three environmental deficiency deductions in a contract period, the Contractor will be shutdown until the deficiency is corrected. Such a shutdown will not be grounds for any extension of contract time, waiver of penalties, or be grounds for any claim.

CONSTRUCTION AIR QUALITY - IDLING RESTRICTIONS (BDE)

Effective: April 1, 2009

Idling Restrictions. The Contractor shall establish truck-staging areas for all diesel powered vehicles that are waiting to load or unload material at the jobsite. Staging areas shall be located where the diesel emissions from the equipment will have a minimum impact on adjacent sensitive receptors. The Department will review the selection of staging areas, whether within or outside the existing highway right-of-way, to avoid locations near sensitive areas or populations to the extent possible. Sensitive receptors include, but are not limited to, hospitals, schools, residences, motels, hotels, daycare facilities, elderly housing and convalescent facilities. Diesel powered engines shall also be located as far away as possible from fresh air intakes, air conditioners, and windows. The Engineer will approve staging areas before implementation.

Diesel powered vehicle operators may not cause or allow the motor vehicle, when it is not in motion, to idle for more than a total of 10 minutes within any 60 minute period, except under any of the following circumstances:

- 1) The motor vehicle has a gross vehicle weight rating of less than 8000 lb (3630 kg).
- 2) The motor vehicle idles while forced to remain motionless because of on-highway traffic, an official traffic control device or signal, or at the direction of a law enforcement official.
- 3) The motor vehicle idles when operating defrosters, heaters, air conditioners, or other equipment solely to prevent a safety or health emergency.
- 4) A police, fire, ambulance, public safety, other emergency or law enforcement motor vehicle, or any motor vehicle used in an emergency capacity, idles while in an emergency or training mode and not for the convenience of the vehicle operator.
- 5) The primary propulsion engine idles for maintenance, servicing, repairing, or diagnostic purposes if idling is necessary for such activity.
- 6) A motor vehicle idles as part of a government inspection to verify that all equipment is in good working order, provided idling is required as part of the inspection.
- 7) When idling of the motor vehicle is required to operate auxiliary equipment to accomplish the intended use of the vehicle (such as loading, unloading, mixing, or processing cargo; controlling cargo temperature; construction operations, lumbering operations; oil or gas well servicing; or farming operations), provided that this exemption does not apply when the vehicle is idling solely for cabin comfort or to operate non-essential equipment such as air conditioning, heating, microwave ovens, or televisions.
- 8) When the motor vehicle idles due to mechanical difficulties over which the operator has no control.
- 9) The outdoor temperature is less than 32 °F (0 °C) or greater than 80 °F (26 °C).

When the outdoor temperature is greater than or equal to 32 °F (0 °C) or less than or equal to 80 °F (26 °C), a person who operates a motor vehicle operating on diesel fuel shall not cause or allow the motor vehicle to idle for a period greater than 30 minutes in any 60 minute period while waiting to weigh, load, or unload cargo or freight, unless the vehicle is in a line of vehicles that regularly and periodically moves forward.

The above requirements do not prohibit the operation of an auxiliary power unit or generator set as an alternative to idling the main engine of a motor vehicle operating on diesel fuel.

Environmental Deficiency Deduction. When the Engineer is notified, or determines that an environmental control deficiency exists based on non-compliance with the idling restrictions, he/she will notify the Contractor, and direct the Contractor to correct the deficiency.

If the Contractor fails to correct the deficiency a monetary deduction will be imposed. The monetary deduction will be \$1,000.00 for each deficiency identified.

DETERMINATION OF THICKNESS (BDE)

Effective: April 1, 2009

Revise Articles 353.12 and 353.13 of the Standard Specifications to Articles 353.13 and 353.14 respectively.

Add the following Article to the Standard Specifications:

“353.12 Tolerance in Thickness. The thickness of base course pay items that individually contain at least 1000 sq yd (840 sq m) of contiguous area, except for temporary construction, bike paths, and individual locations less than 500 ft (150 m) long, will be evaluated. Temporary construction is defined as those areas constructed and removed under the same contract. If the base course cannot be cored for thickness prior to placement of the cover layer(s), the Engineer will determine the thickness of the cover layer(s), and subtract them from the measured core thickness to determine the base course thickness.

The procedure described in Article 407.10(b) will be followed, except the option of correcting deficient pavement with additional lift(s) shall not apply.”

Revise Article 354.09 of the Standard Specifications to read:

“354.09 Tolerance in Thickness. The thickness of base course widening pay items that individually contain at least 1000 sq yd (840 sq m) of contiguous area, except for temporary construction; bike paths and individual locations less than 3 ft (1 m) wide or 1000 ft (300 m) long, will be evaluated. Temporary construction is defined as those areas constructed and removed under the same contract. If the base course widening cannot be cored for thickness prior to placement of the cover layer(s), the Engineer will determine the thickness of the cover layer(s), and subtract them from the measured core thickness to determine the base course widening thickness.

The procedure described in Article 407.10(b) will be followed, except:

- (a) The width of a unit shall be the width of the widening along one edge of the pavement.

- (b) The length of the unit shall be 1000 ft (300 m).
- (c) The option of correcting deficient pavement with additional lift(s) shall not apply.”

Revise Article 355.09 of the Standard Specifications to read:

“**355.09 Tolerance in Thickness.** The thickness of HMA base course pay items that individually contain at least 1000 sq yd (840 sq m) of contiguous area, except for temporary construction; bike paths and individual locations less than 500 ft (150 m) long, will be evaluated according to Article 407.10(b). Temporary construction is defined as those areas constructed and removed under the same contract. If the base course cannot be cored for thickness prior to placement of the cover layer(s), the Engineer will determine the thickness of the cover layer(s), and subtract them from the measured core thickness to determine the base course thickness.”

Revise Article 356.07 of the Standard Specifications to read:

“**356.07 Tolerance in Thickness.** The thickness of HMA base course widening pay items that individually contain at least 1000 sq yd (840 sq m) of contiguous area, except for temporary construction; bike paths and individual locations less than 3 ft (1 m) wide or 1000 ft (300 m) long, will be evaluated according to Article 407.10(b) except, the width of a unit shall be the width of the widening along one edge of the pavement and the length of a unit shall be 1000 ft (300 m). Temporary locations are defined as those constructed and removed under the same contract. If the base course widening cannot be cored for thickness prior to placement of the cover layer(s), the Engineer will determine the thickness of the cover layer(s) and subtract them from the measured core thickness to determine the base course widening thickness.”

Revise Article 407.10 of the Standard Specifications to read:

“**407.10 Tolerance in Thickness.** Determination of pavement thickness shall be performed after the pavement surface tests and corrective action have been completed according to Article 407.09. Pay adjustments made for pavement thickness will be in addition to and independent of those made for pavement smoothness. Pavement pay items that individually contain at least 1000 sq yd (840 sq m) of contiguous pavement shall be evaluated with the following exclusions: temporary pavements; variable width pavements; radius returns; short lengths of contiguous pavements less than 500 ft (125 m) in length; and constant width portions of turn lanes less than 500 ft (125 m) in length. Temporary pavements are defined as pavements constructed and removed under the same contract.

The method described in Article 407.10(a), shall be used except for those pavements constructed in areas where access to side streets and entrances necessitates construction in segments less than 1000 ft (300 m). The method described in Article 407.10(b) shall be used in areas where access to side streets and entrances necessitates construction in segments less than 1000 ft (300 m).

- (a) Percent Within Limits. The percent within limits (PWL) method shall be as follows.

- (1) Lots and Sublots. The pavement will be divided into approximately equal lots of not more than 5000 ft (1500 m) in length.

When the length of a continuous strip of pavement is 500 ft (150 m) or greater but less than 5000 ft (1500 m), these short lengths of pavement, ramps, turn lanes, and other short sections of continuous pavement will be grouped together to form lots approximately 5000 ft (1500 m) in length. Short segments between structures will be measured continuously with the structure segments omitted. Each lot will be subdivided into ten equal sublots. The width of a subplot and lot will be the width from the pavement edge to the adjacent lane line, from one lane line to the next, or between pavement edges for single-lane pavements.

- (2) Cores. Cores 2 in. (50 mm) in diameter shall be taken from the pavement by the Contractor, at locations selected by the Engineer. The exact location for each core will be selected at random, but will result in one core per subplot. Core locations will be specified prior to beginning the coring operations.

The Contractor and the Engineer shall witness the coring operations, as well as the measuring and recording of the core lengths. The cores will be measured with a device supplied by the Department immediately upon removal from the core bit and prior to moving to the next core location. Upon concurrence of the length, the core samples shall be disposed of according to Article 202.03.

Upon completion of each core, all water shall be removed from the hole and the hole then filled with a rapid hardening mortar or concrete. The material shall be mixed in a separate container, placed in the hole, consolidated by rodding, and struck-off flush with the adjacent pavement.

- (3) Deficient Sublot. When the length of the core in a subplot is deficient by more than ten percent of plan thickness, the Contractor may take three additional cores within that subplot at locations selected at random by the Engineer. If the Contractor chooses not to take additional cores, the pavement in that subplot shall be removed and replaced.

When the three additional cores are taken, the length of those cores will be averaged with the original core length. If the average shows the subplot to be deficient by ten percent or less, no additional action is necessary. If the average shows the subplot to be deficient by more than ten percent, the pavement in that subplot shall be removed and replaced; however, when requested in writing by the Contractor, the Engineer may permit in writing such deficient sublots to remain in place. For deficient sublots allowed to remain in place, additional lift(s) may be placed, at no additional cost to the Department, to bring the deficient pavement to plan thickness when the Engineer determines grade control conditions will permit such lift(s). The area(s) to be overlaid, material to be used, thickness(es) of the lift(s), and method of placement will be approved by the Engineer.

When a deficient subplot is removed and replaced, or additional lifts are placed, the corrected subplot shall be retested for thickness. The length of the new core taken in the subplot will be used in determining the PWL for the lot.

When a deficient subplot is left in place, and no additional lift(s) are placed, no payment will be made for the deficient subplot. The length of the original core taken in the subplot will be used in determining the PWL for the lot.

- (4) Deficient Lot. After addressing deficient sublots, the PWL for each lot will be determined. When the PWL of a lot is 60 percent or less, the pavement in that lot shall be removed and replaced; however, when requested in writing by the Contractor, the Engineer may permit in writing such deficient lots to remain in place. For deficient lots allowed to remain in place, additional lift(s) may be placed, at no additional cost to the Department, to bring the deficient pavement to plan thickness when the Engineer determines grade control conditions will permit such lift(s). The area(s) to be overlaid, material to be used, thickness(es) of the lift(s), and method of placement will be approved by the Engineer.

When a deficient lot is removed and replaced, or additional lifts are placed, the corrected lot shall be retested for thickness. The PWL for the lot will then be recalculated based upon the new cores; however, the pay factor for the lot shall be a maximum of 100 percent.

When a deficient lot is left in place, and no additional lift(s) are placed, the PWL for the lot will not be recalculated.

- (5) Right of Discovery. When the Engineer has reason to believe the random core selection process will not accurately represent the true conditions of the work, he/she may order additional cores. The additional cores shall be taken at specific locations determined by the Engineer. The Engineer will provide notice to the Contractor containing an explanation of the reasons for his/her action. The need for, and location of, additional cores will be determined prior to commencement of coring operations.

When the additional cores show the pavement to be deficient by more than ten percent of plan thickness, more additional cores shall be taken to determine the limits of the deficient pavement and that area shall be removed and replaced; however, when requested in writing by the Contractor, the Engineer may permit in writing such areas of deficient pavement to remain in place. The area of deficient pavement will be defined using the length between two acceptable cores and the full width of the sublot. An acceptable core is a core with a length of at least 90 percent of plan thickness.

For deficient areas allowed to remain in place, additional lift(s) may be placed, at no additional cost to the Department, to bring the deficient pavement to plan thickness when the Engineer determines grade control conditions will permit such lift(s). The area(s) to be overlaid, material to be used, thickness(es) of the lift(s), and method of placement will be approved by the Engineer.

When an area of deficient pavement is removed and replaced, or additional lifts are placed, the corrected pavement shall be retested for thickness.

When an area of deficient pavement is left in place, and no additional lift(s) are placed, no payment will be made for the deficient pavement.

When the additional cores show the pavement to be at least 90 percent of plan thickness, the additional cores will be paid for according to Article 109.04.

(6) Profile Index Adjustment. After any area of pavement is removed and replaced or any additional lifts are placed, the corrected areas shall be retested for pavement smoothness and any necessary profile index adjustments and/or corrections will be made based on these final profile readings prior to retesting for thickness.

(7) Determination of PWL. The PWL for each lot will be determined as follows.

Definitions:

- x_i = Individual values (core lengths) under consideration
- n = Number of individual values under consideration (10 per lot)
- \bar{x} = Average of the values under consideration
- LSL = Lower Specification Limit (98% of plan thickness)
- Q_L = Lower Quality Index
- S = Sample Standard Deviation
- PWL = Percent Within Limits

Determine \bar{x} for the lot to the nearest two decimal places.

Determine S for the lot to the nearest three decimal places using:

$$S = \sqrt{\frac{\sum(x_i - \bar{x})^2}{n - 1}} \quad \text{where} \quad \sum(x_i - \bar{x})^2 = (x_1 - \bar{x})^2 + (x_2 - \bar{x})^2 + \dots + (x_{10} - \bar{x})^2$$

Determine Q_L for the lot to the nearest two decimal places using:

$$Q_L = \frac{(\bar{x} - LSL)}{S}$$

Determine PWL for the lot using the Q_L and the following table. For Q_L values less than zero the value shown in the table must be subtracted from 100 to obtain PWL.

(8) Pay Factors. The pay factor (PF) for each lot will be determined, to the nearest two decimal places, using:

$$PF \text{ (in percent)} = 55 + 0.5 (PWL)$$

If \bar{x} for a lot is less than the plan thickness, the maximum PF for that lot shall be 100 percent.

(9) Payment. Payment of incentive or disincentive for pay items subject to the PWL method will be calculated using:

$$\text{Payment} = (((TPF/100)-1) \times CUP) \times (TOTPAVT - DEFPAVT)$$

- TPF = Total Pay Factor
- CUP = Contract Unit Price
- TOTPAVT = Area of Pavement Subject to Coring
- DEFPAVT = Area of Deficient Pavement

The TPF for the pavement shall be the average of the PF for all the lots; however, the TPF shall not exceed 102 percent.

Area of Deficient pavement (DEFPAVT) is defined as an area of pavement represented by a subplot deficient by more than ten percent which is left in place with no additional thickness added.

Area of Pavement Subject to Coring (TOTPAVT) is defined as those pavement areas included in lots for pavement thickness determination.

PERCENT WITHIN LIMITS							
Quality Index (Q _L)*	Percent Within Limits (PWL)	Quality Index (Q _L)*	Percent Within Limits (PWL)	Quality Index (Q _L)*	Percent Within Limits (PWL)	Quality Index (Q _L)*	Percent Within Limits (PWL)
0.00	50.00	0.40	65.07	0.80	78.43	1.20	88.76
0.01	50.38	0.41	65.43	0.81	78.72	1.21	88.97
0.02	50.77	0.42	65.79	0.82	79.02	1.22	89.17
0.03	51.15	0.43	66.15	0.83	79.31	1.23	89.38
0.04	51.54	0.44	66.51	0.84	79.61	1.24	89.58
0.05	51.92	0.45	66.87	0.85	79.90	1.25	89.79
0.06	52.30	0.46	67.22	0.86	80.19	1.26	89.99
0.07	52.69	0.47	67.57	0.87	80.47	1.27	90.19
0.08	53.07	0.48	67.93	0.88	80.76	1.28	90.38
0.09	53.46	0.49	68.28	0.89	81.04	1.29	90.58
0.10	53.84	0.50	68.63	0.90	81.33	1.30	90.78
0.11	54.22	0.51	68.98	0.91	81.61	1.31	90.96
0.12	54.60	0.52	69.32	0.92	81.88	1.32	91.15
0.13	54.99	0.53	69.67	0.93	82.16	1.33	91.33
0.14	55.37	0.54	70.01	0.94	82.43	1.34	91.52
0.15	55.75	0.55	70.36	0.95	82.71	1.35	91.70
0.16	56.13	0.56	70.70	0.96	82.97	1.36	91.87
0.17	56.51	0.57	71.04	0.97	83.24	1.37	92.04
0.18	56.89	0.58	71.38	0.98	83.50	1.38	92.22
0.19	57.27	0.59	71.72	0.99	83.77	1.39	92.39
0.20	57.65	0.60	72.06	1.00	84.03	1.40	92.56
0.21	58.03	0.61	72.39	1.01	84.28	1.41	92.72
0.22	58.40	0.62	72.72	1.02	84.53	1.42	92.88
0.23	58.78	0.63	73.06	1.03	84.79	1.43	93.05
0.24	59.15	0.64	73.39	1.04	85.04	1.44	93.21
0.25	59.53	0.65	73.72	1.05	85.29	1.45	93.37
0.26	59.90	0.66	74.04	1.06	85.53	1.46	93.52
0.27	60.28	0.67	74.36	1.07	85.77	1.47	93.67
0.28	60.65	0.68	74.69	1.08	86.02	1.48	93.83
0.29	61.03	0.69	75.01	1.09	86.26	1.49	93.98
0.30	61.40	0.70	75.33	1.10	86.50	1.50	94.13
0.31	61.77	0.71	75.64	1.11	86.73	1.51	94.27
0.32	62.14	0.72	75.96	1.12	86.96	1.52	94.41
0.33	62.51	0.73	76.27	1.13	87.20	1.53	94.54
0.34	62.88	0.74	76.59	1.14	87.43	1.54	94.68
0.35	63.25	0.75	76.90	1.15	87.66	1.55	94.82
0.36	63.61	0.76	77.21	1.16	87.88	1.56	94.95
0.37	63.98	0.77	77.51	1.17	88.10	1.57	95.08
0.38	64.34	0.78	77.82	1.18	88.32	1.58	95.20
0.39	64.71	0.79	78.12	1.19	88.54	1.59	95.33

*For Q_L values less than zero, subtract the table value from 100 to obtain PWL

PERCENT WITHIN LIMITS (continued)					
Quality Index (Q _L)*	Percent Within Limits (PWL)	Quality Index (Q _L)*	Percent Within Limits (PWL)	Quality Index (Q _L)*	Percent Within Limits (PWL)
1.60	95.46	2.00	98.83	2.40	99.89
1.61	95.58	2.01	98.88	2.41	99.90
1.62	95.70	2.02	98.92	2.42	99.91
1.63	95.81	2.03	98.97	2.43	99.91
1.64	95.93	2.04	99.01	2.44	99.92
1.65	96.05	2.05	99.06	2.45	99.93
1.66	96.16	2.06	99.10	2.46	99.94
1.67	96.27	2.07	99.14	2.47	99.94
1.68	96.37	2.08	99.18	2.48	99.95
1.69	96.48	2.09	99.22	2.49	99.95
1.70	96.59	2.10	99.26	2.50	99.96
1.71	96.69	2.11	99.29	2.51	99.96
1.72	96.78	2.12	99.32	2.52	99.97
1.73	96.88	2.13	99.36	2.53	99.97
1.74	96.97	2.14	99.39	2.54	99.98
1.75	97.07	2.15	99.42	2.55	99.98
1.76	97.16	2.16	99.45	2.56	99.98
1.77	97.25	2.17	99.48	2.57	99.98
1.78	97.33	2.18	99.50	2.58	99.99
1.79	97.42	2.19	99.53	2.59	99.99
1.80	97.51	2.20	99.56	2.60	99.99
1.81	97.59	2.21	99.58	2.61	99.99
1.82	97.67	2.22	99.61	2.62	99.99
1.83	97.75	2.23	99.63	2.63	100.00
1.84	97.83	2.22	99.66	2.64	100.00
1.85	97.91	2.25	99.68	≥ 2.65	100.00
1.86	97.98	2.26	99.70		
1.87	98.05	2.27	99.72		
1.88	98.11	2.28	99.73		
1.89	98.18	2.29	99.75		
1.90	98.25	2.30	99.77		
1.91	98.31	2.31	99.78		
1.92	98.37	2.32	99.80		
1.93	98.44	2.33	99.81		
1.94	98.50	2.34	99.83		
1.95	98.56	2.35	99.84		
1.96	98.61	2.36	99.85		
1.97	98.67	2.37	99.86		
1.98	98.72	2.38	99.87		
1.99	98.78	2.39	99.88		

*For Q_L values less than zero, subtract the table value from 100 to obtain PWL

(b) Minimum Thickness. The minimum thickness method shall be as follows.

(1) Length of Units. The length of a unit will be a continuous strip of pavement 500 ft (150 m) in length.

- (2) Width of Units. The width of a unit will be the width from the pavement edge to the adjacent lane line, from one lane line to the next, or between pavement edges for single-lane pavements.
- (3) Thickness Measurements. Pavement thickness will be based on 2 in. (50 mm) diameter cores.

Cores shall be taken from the pavement by the Contractor at locations selected by the Engineer. When determining the thickness of a unit, one core shall be taken in each unit.

The Contractor and the Engineer shall witness the coring operations, as well as the measuring and recording of the cores. Core measurements will be determined immediately upon removal from the core bit and prior to moving to the next core location. Upon concurrence of the length, the core samples may be disposed of according to Article 202.03.

Upon completion of each core, all water shall be removed from the hole and the hole then filled with a rapid hardening mortar or concrete. The material shall be mixed in a separate container, placed in the hole, consolidated by rodding, and struck-off flush with the adjacent pavement.

- (4) Unit Deficient in Thickness. In considering any portion of the pavement that is deficient, the entire limits of the unit will be used in computing the deficiency or determining the remedial action required.
- (5) Thickness Equals or Exceeds Specified Thickness. When the thickness of a unit equals or exceeds the specified plan thickness, payment will be made at the contract unit price per square yard (square meter) for the specified thickness.
- (6) Thickness Deficient by Ten Percent or Less. When the thickness of a unit is less than the specified plan thickness by ten percent or less, a deficiency deduction will be assessed against payment for the item involved. The deficiency will be a percentage of the contract unit price as given in the following table.

Percent Deficiency (of Plan Thickness)	Percent Deduction (of Contract Unit Price)
0.0 to 2.0	0
2.1 to 3.0	20
3.1 to 4.0	28
4.1 to 5.0	32
5.1 to 7.5	43
7.6 to 10.0	50

- (7) Thickness Deficient by More than Ten Percent. When a core shows the pavement to be deficient by more than ten percent of plan thickness, additional cores shall be taken on each side of the deficient core, at stations selected by the Contractor and offsets selected by the Engineer, to determine the limits of the deficient pavement.

No core shall be located within 5 ft (1.5 m) of a previous core obtained for thickness determination. The first acceptable core obtained on each side of a deficient core will be used to determine the length of the deficient pavement. An acceptable core is a core with a thickness of at least 90 percent of plan thickness. The area of deficient pavement will be defined using the length between two acceptable cores and the full width of the unit. The area of deficient pavement shall be removed and replaced; however, when requested in writing by the Contractor, the Engineer may permit in writing such areas of deficient pavement to remain in place. For deficient areas allowed to remain in place, additional lift(s) may be placed, at no additional cost to the Department, to bring the deficient pavement to plan thickness when the Engineer determines grade control conditions will permit such lift(s). The area(s) to be overlaid, material to be used, thickness(es) of the lift(s), and method of placement will be approved by the Engineer.

When an area of deficient pavement is removed and replaced, or additional lifts are placed, the corrected pavement shall be retested for thickness. The thickness of the new core will be used to determine the pay factor for the corrected area.

When an area of deficient pavement is left in place, and no additional lift(s) are placed, no payment will be made for the deficient pavement. In addition, an amount equal to two times the contract cost of the deficient pavement will be deducted from the compensation due the Contractor.

The thickness of the first acceptable core on each side of the core more than ten percent deficient will be used to determine any needed pay adjustments for the remaining areas on each side of the area deficient by more than ten percent. The pay adjustment will be determined according to Article 407.10(b)(6).

- (8) Right of Discovery. When the Engineer has reason to believe any core location does not accurately represent the true conditions of the work, he/she may order additional cores. These additional cores shall be taken at specific locations determined by the Engineer. The Engineer will provide notice to the Contractor containing an explanation of the reasons for his/her action.

When the additional cores show the pavement to be deficient by more than ten percent of plan thickness, the procedures outlined in Article 407.10(b)(7) shall be followed, except the Engineer will determine the additional core locations.

When the additional cores, ordered by the Engineer, show the pavement to be at least 90 percent of plan thickness, the additional cores will be paid for according to Article 109.04.

- (9) Profile Index Adjustment. After any area of pavement is removed and replaced or any additional lifts are added, the corrected areas shall be retested for pavement smoothness and any necessary profile index adjustments and/or corrections will be made based on these final profile readings prior to retesting for thickness.”

Revise Article 482.06 of the Standard Specifications to read:

“482.06 Tolerance in Thickness. The shoulder shall be constructed to the thickness shown on the plans. When the contract includes square yards (square meters) as the unit of measurement for HMA shoulder, thickness determinations shall be made according to Article 407.10(b)(3) and the following.

- (a) Length of the Units. The length of a unit shall be a continuous strip of shoulder 2500 ft (750 m) long.
- (b) Width of the Units. The width of the unit shall be the full width of the shoulder.
- (c) Thickness Deficient by More than Ten Percent. When a core shows the shoulder to be deficient by more than ten percent of plan thickness, additional cores shall be taken on each side of the deficient core, at stations selected by the Contractor and offsets selected by the Engineer, to determine the limits of the deficient shoulder. No core shall be located within 5 ft (1.5 m) of a previous core obtained for thickness determination. The first acceptable core obtained on each side of a deficient core will be used to determine the length of the deficient shoulder. An acceptable core is a core with a thickness of at least 90 percent of plan thickness. The area of deficient shoulder will be defined using the length between two acceptable cores and the full width of the unit. The area of deficient shoulder shall be brought to specified thickness by the addition of the applicable mixture, at no additional cost to the Department and subject to the lift thickness requirements of Article 312.05, or by removal and replacement with a new mixture. However, the surface elevation of the completed shoulder shall not exceed by more than 1/8 in. (3 mm) the surface elevation of the adjacent pavement. When requested in writing by the Contractor, the Engineer may permit in writing such thin shoulder to remain in place. When an area of thin shoulder is left in place, and no additional lift(s) are placed, no payment will be made for the thin shoulder. In addition, an amount equal to two times the contract unit price of the shoulder will be deducted from the compensation due the Contractor.

When an area of deficient shoulder is removed and replaced, or additional lifts are placed, the corrected pavement shall be retested for thickness.

- (d) Right of Discovery. When the Engineer has reason to believe any core location does not accurately represent the true conditions of the work, he/she may order additional cores. When the additional cores, ordered by the Engineer, show the shoulder to be at least 90 percent of plan thickness, the additional cores will be paid for according to Article 109.04. When the additional core shows the shoulder to be less than 90 percent of plan thickness, the procedure in (c), above shall be followed.”

Revise Article 483.07 of the Standard Specifications to read:

“483.07 Tolerance in Thickness. The shoulder shall be constructed to the thickness shown on the plans. Thickness determinations shall be made according to Article 482.06 except the option of correcting deficient pavement with additional lift(s) shall not apply.”

DISADVANTAGED BUSINESS ENTERPRISE PARTICIPATION (DBE)

Effective: September 1, 2000

Revised: January 1, 2010

FEDERAL OBLIGATION. The Department of Transportation, as a recipient of federal financial assistance, is required to take all necessary and reasonable steps to ensure nondiscrimination in the award and administration of contracts. Consequently, the federal regulatory provisions of 49 CFR part 26 apply to this contract concerning the utilization of disadvantaged business enterprises. For the purposes of this Special Provision, a disadvantaged business enterprise (DBE) means a business certified by the Department in accordance with the requirements of 49 CFR part 26 and listed in the Illinois Unified Certification Program (IL UCP) DBE Directory.

STATE OBLIGATION. This Special Provision will also be used by the Department to satisfy the requirements of the Business Enterprise for Minorities, Females, and Persons with Disabilities Act, 30 ILCS 575. When this Special Provision is used to satisfy state law requirements on 100 percent state-funded contracts, the federal government has no involvement in such contracts (not a federal-aid contract) and no responsibility to oversee the implementation of this Special Provision by the Department on those contracts. DBE participation on 100 percent state-funded contracts will not be credited toward fulfilling the Department's annual overall DBE goal required by the US Department of Transportation to comply with the federal DBE program requirements.

CONTRACTOR ASSURANCE. The Contractor makes the following assurance and agrees to include the assurance in each subcontract that the Contractor signs with a subcontractor:

The Contractor, subrecipient, or subcontractor shall not discriminate on the basis of race, color, national origin, or sex in the performance of this contract. The Contractor shall carry out applicable requirements of 49 CFR part 26 in the award and administration of contracts funded in whole or in part with federal or state funds. Failure by the Contractor to carry out these requirements is a material breach of this contract, which may result in the termination of this contract or such other remedy as the recipient deems appropriate.

OVERALL GOAL SET FOR THE DEPARTMENT. As a requirement of compliance with 49 CFR part 26, the Department has set an overall goal for DBE participation in its federally assisted contracts. That goal applies to all federal-aid funds the Department will expend in its federally assisted contracts for the subject reporting fiscal year. The Department is required to make a good faith effort to achieve the overall goal. The dollar amount paid to all approved DBE companies performing work called for in this contract is eligible to be credited toward fulfillment of the Department's overall goal.

CONTRACT GOAL TO BE ACHIEVED BY THE CONTRACTOR. This contract includes a specific DBE utilization goal established by the Department. The goal has been included because the Department has determined that the work of this contract has subcontracting opportunities that may be suitable for performance by DBE companies. This determination is based on an assessment of the type of work, the location of the work, and the availability of DBE companies to do a part of the work. The assessment indicates that, in the absence of unlawful discrimination, and in an arena of fair and open competition, DBE companies can be expected to perform **20.0%** of the work. This percentage is set as the DBE participation goal for this contract.

Consequently, in addition to the other award criteria established for this contract, the Department will only award this contract to a bidder who makes a good faith effort to meet this goal of DBE participation in the performance of the work. A bidder makes a good faith effort for award consideration if either of the following is done in accordance with the procedures set forth in this Special Provision:

- (a) The bidder documents that enough DBE participation has been obtained to meet the goal; or
- (b) The bidder documents that a good faith effort has been made to meet the goal, even though the effort did not succeed in obtaining enough DBE participation to meet the goal.

DBE LOCATOR REFERENCES. Bidders may consult the IL UCP DBE Directory as a reference source for DBE-certified companies. In addition, the Department maintains a letting and item specific DBE locator information system whereby DBE companies can register their interest in providing quotes on particular bid items advertised for letting. Information concerning DBE companies willing to quote work for particular contracts may be obtained by contacting the Department's Bureau of Small Business Enterprises at telephone number (217)785-4611, or by visiting the Department's web site at www.dot.il.gov.

BIDDING PROCEDURES. Compliance with this Special Provision is a material bidding requirement. The failure of the bidder to comply will render the bid not responsive.

- (a) The bidder shall submit a Disadvantaged Business Utilization Plan on Department forms SBE 2025 and 2026 with the bid.
- (b) The Utilization Plan shall indicate that the bidder either has obtained sufficient DBE participation commitments to meet the contract goal or has not obtained enough DBE participation commitments in spite of a good faith effort to meet the goal. The Utilization Plan shall further provide the name, telephone number, and telefax number of a responsible official of the bidder designated for purposes of notification of plan approval or disapproval under the procedures of this Special Provision.
- (c) The Utilization Plan shall include a DBE Participation Commitment Statement, Department form SBE 2025, for each DBE proposed for the performance of work to achieve the contract goal. For bidding purposes, submission of the completed SBE 2025 forms, signed by the DBEs and faxed to the bidder will be acceptable as long as the original is available and provided upon request. All elements of information indicated on the said form shall be provided, including but not limited to the following:
 - (1) The names and addresses of DBE firms that will participate in the contract;
 - (2) A description, including pay item numbers, of the work each DBE will perform;
 - (3) The dollar amount of the participation of each DBE firm participating. The dollar amount of participation for identified work shall specifically state the quantity, unit price, and total subcontract price for the work to be completed by the DBE. If partial pay items are to be performed by the DBE, indicate the portion of each item, a unit price where appropriate and the subcontract price amount;

- (4) DBE Participation Commitment Statements, form SBE 2025, signed by the bidder and each participating DBE firm documenting the commitment to use the DBE subcontractors whose participation is submitted to meet the contract goal;
- (5) If the bidder is a joint venture comprised of DBE companies and non-DBE companies, the plan must also include a clear identification of the portion of the work to be performed by the DBE partner(s); and,
- (6) If the contract goal is not met, evidence of good faith efforts.

GOOD FAITH EFFORT PROCEDURES. The contract will not be awarded until the Utilization Plan submitted by the apparent successful bidder is approved. All information submitted by the bidder must be complete, accurate and adequately document the good faith efforts of the bidder before the Department will commit to the performance of the contract by the bidder. The Utilization Plan will be approved by the Department if the Utilization Plan commits sufficient commercially useful DBE work performance to meet the contract goal or the bidder submits sufficient documentation of a good faith effort to meet the contract goal pursuant to 49 CFR part 26, Appendix A. The Utilization Plan will not be approved by the Department if the Utilization Plan does not commit sufficient DBE participation to meet the contract goal unless the apparent successful bidder documented in the Utilization Plan that it made a good faith effort to meet the goal. This means that the bidder must show that all necessary and reasonable steps were taken to achieve the contract goal. Necessary and reasonable steps are those which, by their scope, intensity and appropriateness to the objective, could reasonably be expected to obtain sufficient DBE participation, even if they were not successful. The Department will consider the quality, quantity, and intensity of the kinds of efforts that the bidder has made. Mere *pro forma* efforts, in other words, efforts done as a matter of form, are not good faith efforts; rather, the bidder is expected to have taken genuine efforts that would be reasonably expected of a bidder actively and aggressively trying to obtain DBE participation sufficient to meet the contract goal.

- (a) The following is a list of types of action that the Department will consider as part of the evaluation of the bidder's good faith efforts to obtain participation. These listed factors are not intended to be a mandatory checklist and are not intended to be exhaustive. Other factors or efforts brought to the attention of the Department may be relevant in appropriate cases, and will be considered by the Department.
 - (1) Soliciting through all reasonable and available means (e.g. attendance at pre-bid meetings, advertising and/or written notices) the interest of all certified DBE companies that have the capability to perform the work of the contract. The bidder must solicit this interest within sufficient time to allow the DBE companies to respond to the solicitation. The bidder must determine with certainty if the DBE companies are interested by taking appropriate steps to follow up initial solicitations.
 - (2) Selecting portions of the work to be performed by DBE companies in order to increase the likelihood that the DBE goals will be achieved. This includes, where appropriate, breaking out contract work items into economically feasible units to facilitate DBE participation, even when the prime Contractor might otherwise prefer to perform these work items with its own forces.

- (3) Providing interested DBE companies with adequate information about the plans, specifications, and requirements of the contract in a timely manner to assist them in responding to a solicitation.
 - (4) a. Negotiating in good faith with interested DBE companies. It is the bidder's responsibility to make a portion of the work available to DBE subcontractors and suppliers and to select those portions of the work or material needs consistent with the available DBE subcontractors and suppliers, so as to facilitate DBE participation. Evidence of such negotiation includes the names, addresses, and telephone numbers of DBE companies that were considered; a description of the information provided regarding the plans and specifications for the work selected for subcontracting; and evidence as to why additional agreements could not be reached for DBE companies to perform the work.
 - b. A bidder using good business judgment would consider a number of factors in negotiating with subcontractors, including DBE subcontractors, and would take a firm's price and capabilities as well as contract goals into consideration. However, the fact that there may be some additional costs involved in finding and using DBE companies is not in itself sufficient reason for a bidder's failure to meet the contract DBE goal, as long as such costs are reasonable. Also, the ability or desire of a bidder to perform the work of a contract with its own organization does not relieve the bidder of the responsibility to make good faith efforts. Bidders are not, however, required to accept higher quotes from DBE companies if the price difference is excessive or unreasonable.
 - (5) Not rejecting DBE companies as being unqualified without sound reasons based on a thorough investigation of their capabilities. The bidder's standing within its industry, membership in specific groups, organizations, or associations and political or social affiliations (for example union vs. non-union employee status) are not legitimate causes for the rejection or non-solicitation of bids in the bidder's efforts to meet the project goal.
 - (6) Making efforts to assist interested DBE companies in obtaining bonding, lines of credit, or insurance as required by the recipient or Contractor.
 - (7) Making efforts to assist interested DBE companies in obtaining necessary equipment, supplies, materials, or related assistance or services.
 - (8) Effectively using the services of available minority/women community organizations; minority/women contractors' groups; local, state, and federal minority/women business assistance offices; and other organizations as allowed on a case-by-case basis to provide assistance in the recruitment and placement of DBE companies.
- (b) If the Department determines that the apparent successful bidder has made a good faith effort to secure the work commitment of DBE companies to meet the contract goal, the Department will award the contract provided that it is otherwise eligible for award. If the Department determines that the bidder has failed to meet the requirements of this Special Provision and that a good faith effort has not been made, the Department will notify the responsible company official designated in the Utilization Plan that the bid is not responsive.

The notification shall include a statement of reasons why good faith efforts have not been found.

- (c) The bidder may request administrative reconsideration of a determination adverse to the bidder within the five working days after receipt of the notification date of the determination by delivering the request to the Department of Transportation, Bureau of Small Business Enterprises, Contract Compliance Section, 2300 South Dirksen Parkway, Room 319, Springfield, Illinois 62764 (Telefax: (217)785-1524). Deposit of the request in the United States mail on or before the fifth business day shall not be deemed delivery. The determination shall become final if a request is not made and delivered. A request may provide additional written documentation and/or argument concerning the issue of whether an adequate good faith effort was made to meet the contract goal. The request will be forwarded to the Department's Reconsideration Officer. The Reconsideration Officer will extend an opportunity to the bidder to meet in person in order to consider all issues of whether the bidder made a good faith effort to meet the goal. After the review by the Reconsideration Officer, the bidder will be sent a written decision within ten working days after receipt of the request for reconsideration, explaining the basis for finding that the bidder did or did not meet the goal or make adequate good faith efforts to do so. A final decision by the Reconsideration Officer that a good faith effort was made shall approve the Utilization Plan submitted by the bidder and shall clear the contract for award. A final decision that a good faith effort was not made shall render the bid not responsive.

CALCULATING DBE PARTICIPATION. The Utilization Plan values represent work anticipated to be performed and paid for upon satisfactory completion. The Department is only able to count toward the achievement of the overall goal and the contract goal the value of payments made for the work actually performed by DBE companies. In addition, a DBE must perform a commercially useful function on the contract to be counted. A commercially useful function is generally performed when the DBE is responsible for the work and is carrying out its responsibilities by actually performing, managing, and supervising the work involved. The Department and Contractor are governed by the provisions of 49 CFR part 26.55(c) on questions of commercially useful functions as it affects the work. Specific counting guidelines are provided in 49 CFR part 26.55, the provisions of which govern over the summary contained herein.

- (a) DBE as the Contractor: 100 percent goal credit for that portion of the work performed by the DBE's own forces, including the cost of materials and supplies. Work that a DBE subcontracts to a non-DBE does not count toward the DBE goals.
- (b) DBE as a joint venture Contractor: 100 percent goal credit for that portion of the total dollar value of the contract equal to the distinct, clearly defined portion of the work performed by the DBE's own forces.
- (c) DBE as a subcontractor: 100 percent goal credit for the work of the subcontract performed by the DBE's own forces, including the cost of materials and supplies, excluding the purchase of materials and supplies or the lease of equipment by the DBE subcontractor from the prime Contractor or its affiliates. Work that a DBE subcontractor in turn subcontracts to a non-DBE does not count toward the DBE goal.

- (d) DBE as a trucker: 100 percent goal credit for trucking participation provided the DBE is responsible for the management and supervision of the entire trucking operation for which it is responsible. At least one truck owned, operated, licensed, and insured by the DBE must be used on the contract. Credit will be given for the following:
- (1) The DBE may lease trucks from another DBE firm, including an owner-operator who is certified as a DBE. The DBE who leases trucks from another DBE receives credit for the total value of the transportation services the lessee DBE provides on the contract.
 - (2) The DBE may also lease trucks from a non-DBE firm, including from an owner-operator. The DBE who leases trucks from a non-DBE is entitled to credit only for the fee or commission it receives as a result of the lease arrangement.
- (e) DBE as a material supplier:
- (1) 60 percent goal credit for the cost of the materials or supplies purchased from a DBE regular dealer.
 - (2) 100 percent goal credit for the cost of materials or supplies obtained from a DBE manufacturer.
 - (3) 100 percent credit for the value of reasonable fees and commissions for the procurement of materials and supplies if not a regular dealer or manufacturer.

CONTRACT COMPLIANCE. Compliance with this Special Provision is an essential part of the contract. The Department is prohibited by federal regulations from crediting the participation of a DBE included in the Utilization Plan toward either the contract goal or the Department's overall goal until the amount to be applied toward the goals has been paid to the DBE. The following administrative procedures and remedies govern the compliance by the Contractor with the contractual obligations established by the Utilization Plan. After approval of the Utilization Plan and award of the contract, the Utilization Plan and individual DBE Participation Statements become part of the contract. If the Contractor did not succeed in obtaining enough DBE participation to achieve the advertised contract goal, and the Utilization Plan was approved and contract awarded based upon a determination of good faith, the total dollar value of DBE work calculated in the approved Utilization Plan as a percentage of the awarded contract value shall become the amended contract goal.

- (a) No amendment to the Utilization Plan may be made without prior written approval from the Department's Bureau of Small Business Enterprises. All requests for amendment to the Utilization Plan shall be submitted to the Department of Transportation, Bureau of Small Business Enterprises, Contract Compliance Section, 2300 South Dirksen Parkway, Room 319, Springfield, Illinois 62764. Telephone number (217) 785-4611. Telefax number (217) 785-1524.
- (b) The Contractor must notify and obtain written approval from the Department's Bureau of Small Business Enterprises prior to replacing a DBE or making any change in the participation of a DBE. Approval for replacement will be granted only if it is demonstrated that the DBE is unable or unwilling to perform. The Contractor must make every good faith effort to find another certified DBE subcontractor to substitute for the original DBE. The good faith efforts shall be directed at finding another DBE to perform at least the same amount of work under the contract as the original DBE, to the extent needed to meet the contract goal.

- (c) Any deviation from the DBE condition-of-award or contract specifications must be approved, in writing, by the Department. The Contractor shall notify affected DBEs in writing of any changes in the scope of work which result in a reduction in the dollar amount condition-of-award to the contract.
- (d) In addition to the above requirements for reductions in the condition of award, additional requirements apply to the two cases of Contractor-initiated work substitution proposals. Where the contract allows alternate work methods which serve to delete or create underruns in condition of award DBE work, and the Contractor selects that alternate method or, where the Contractor proposes a substitute work method or material that serves to diminish or delete work committed to a DBE and replace it with other work, then the Contractor must demonstrate one of the following:
- (1) That the replacement work will be performed by the same DBE (as long as the DBE is certified in the respective item of work) in a modification of the condition of award; or
 - (2) That the DBE is aware that its work will be deleted or will experience underruns and has agreed in writing to the change. If this occurs, the Contractor shall substitute other work of equivalent value to a certified DBE or provide documentation of good faith efforts to do so; or
 - (3) That the DBE is not capable of performing the replacement work or has declined to perform the work at a reasonably competitive price. If this occurs, the Contractor shall substitute other work of equivalent value to a certified DBE or provide documentation of good faith efforts to do so.
- (e) Where the revision includes work committed to a new DBE subcontractor, not previously involved in the project, then a Request for Approval of Subcontractor, Department form BC 260A, must be signed and submitted.
- (f) If the commitment of work is in the form of additional tasks assigned to an existing subcontract, then a new Request for Approval of Subcontractor shall not be required. However, the Contractor must document efforts to assure that the existing DBE subcontractor is capable of performing the additional work and has agreed in writing to the change.
- (g) All work indicated for performance by an approved DBE shall be performed, managed, and supervised by the DBE executing the Participation Statement. The Contractor shall not terminate for convenience a DBE listed in the Utilization Plan and then perform the work of the terminated DBE with its own forces, those of an affiliate or those of another subcontractor, whether DBE or not, without first obtaining the written consent of the Bureau of Small Business Enterprises to amend the Utilization Plan. The Contractor shall notify the Bureau of Small Business Enterprises of any termination for reasons other than convenience, and shall obtain approval for inclusion of the substitute DBE in the Utilization Plan. If good faith efforts following a termination of a DBE for cause are not successful, the Contractor shall contact the Bureau of Small Business Enterprises and provide a full accounting of the efforts undertaken to obtain substitute DBE participation. The Bureau of Small Business Enterprises will evaluate the good faith efforts in light of all circumstances surrounding the performance status of the contract, and determine whether the contract goal should be amended.

- (h) The Contractor shall maintain a record of payments for work performed to the DBE participants. The records shall be made available to the Department for inspection upon request. After the performance of the final item of work or delivery of material by a DBE and final payment therefore to the DBE by the Contractor, but not later than thirty calendar days after payment has been made by the Department to the Contractor for such work or material, the Contractor shall submit a DBE Payment Agreement on Department form SBE 2115 to the Regional Engineer. If full and final payment has not been made to the DBE, the DBE Payment Agreement shall indicate whether a disagreement as to the payment required exists between the Contractor and the DBE or if the Contractor believes that the work has not been satisfactorily completed. If the Contractor does not have the full amount of work indicated in the Utilization Plan performed by the DBE companies indicated in the Utilization Plan and after good faith efforts are reviewed, the Department may deduct from contract payments to the Contractor the amount of the goal not achieved as liquidated and ascertained damages. The Contractor may request an administrative reconsideration of any amount deducted as damages pursuant to subsection (j) of this part.
- (i) The Department reserves the right to withhold payment to the Contractor to enforce the provisions of this Special Provision. Final payment shall not be made on the contract until such time as the Contractor submits sufficient documentation demonstrating achievement of the goal in accordance with this Special Provision or after liquidated damages have been determined and collected.
- (j) Notwithstanding any other provision of the contract, including but not limited to Article 109.09 of the Standard Specifications, the Contractor may request administrative reconsideration of a decision to deduct the amount of the goal not achieved as liquidated damages. A request to reconsider shall be delivered to the Contract Compliance Section and shall be handled and considered in the same manner as set forth in paragraph (c) of "Good Faith Effort Procedures" of this Special Provision, except a final decision that a good faith effort was not made during contract performance to achieve the goal agreed to in the Utilization Plan shall be the final administrative decision of the Department.

DOWEL BARS (BDE)

Effective: April 1, 2007

Revised: January 1, 2008

Revise the fifth and sixth sentences of Article 1006.11(b) of the Standard Specifications to read:

"The bars shall be epoxy coated according to AASHTO M 284, except the thickness of the epoxy shall be 7 to 12 mils (0.18 to 0.30 mm) and patching of the ends will not be required. The epoxy coating applicator shall be certified according to the current Bureau of Materials and Physical Research Policy Memorandum, "Epoxy Coating Plant Certification Procedure". The Department will maintain an approved list."

ENGINEER'S FIELD OFFICE TYPE A (BDE)

Effective: April 1, 2007

Revised: August 1, 2008

Revise Article 670.02 of the Standard Specifications to read:

“670.02 Engineer's Field Office Type A. Type A field offices shall have a minimum ceiling height of 7 ft (2 m) and a minimum floor space 450 sq ft (42 sq m). The office shall be provided with sufficient heat, natural and artificial light, and air conditioning.

The office shall have an electronic security system that will respond to any breach of exterior doors and windows. Doors and windows shall be equipped with locks. Doors shall also be equipped with dead bolt locks or other secondary locking device.

Windows shall be equipped with exterior screens to allow adequate ventilation. All windows shall be equipped with interior shades, curtains, or blinds. Adequate all-weather parking space shall be available to accommodate a minimum of ten vehicles.

Suitable on-site sanitary facilities meeting Federal, State, and local health department requirements shall be provided, maintained clean and in good working condition, and shall be stocked with lavatory and sanitary supplies at all times.

Sanitary facilities shall include hot and cold potable running water, lavatory and toilet as an integral part of the office where available. Solid waste disposal consisting of two waste baskets and an outside trash container of sufficient size to accommodate a weekly provided pick-up service.

In addition, the following furniture and equipment shall be furnished.

- (a) Four desks with minimum working surface 42 x 30 in. (1.1 m x 750 mm) each and five non-folding chairs with upholstered seats and backs.
- (b) One desk with minimum working surface 48 x 72 in. (1.2 x 1.8 m) with height adjustment of 23 to 30 in. (585 to 750 mm).
- (c) One four-post drafting table with minimum top size of 37 1/2 x 48 in. (950 mm x 1.2 m). The top shall be basswood or equivalent and capable of being tilted through an angle of 50 degrees. An adjustable height drafting stool with upholstered seat and back shall also be provided.
- (d) Two free standing four drawer legal size file cabinet with lock and an underwriters' laboratories insulated file device 350 degrees one hour rating.
- (e) One 6 ft (1.8 m) folding table with six folding chairs.
- (f) One equipment cabinet of minimum inside dimension of 44 in. (1100 mm) high x 24 in. (600 mm) wide x 30 in. (750 mm) deep with lock. The walls shall be of steel with a 3/32 in. (2 mm) minimum thickness with concealed hinges and enclosed lock constructed in such a manner as to prevent entry by force. The cabinet assembly shall be permanently attached to a structural element of the field office in a manner to prevent theft of the entire cabinet.
- (g) One refrigerator with a minimum size of 16 cu ft (0.45 cu m) with a freezer unit.
- (h) One electric desk type tape printing calculator.

- (i) A minimum of two communication paths. The configuration shall include:
 - (1) Internet Connection. An internet service connection using telephone DSL, cable broadband, or CDMA wireless technology. Additionally, an 802.11g/N wireless router shall be provided, which will allow connection by the Engineer and up to four Department staff.
 - (2) Telephone Lines. Three separate telephone lines.
- (j) One plain paper copy machine capable of reproducing prints up to 11 x 17 in. (280 x 432 mm) with an automatic feed tray capable of storing 30 sheets of paper. Letter size and 11 x 17 in. (280 x 432 mm) paper shall be provided.
- (k) One plain paper fax machine with paper.
- (l) Two telephones, with touch tone, where available, and a digital telephone answering machine, for exclusive use by the Engineer.
- (m) One electric water cooler dispenser.
- (n) One first-aid cabinet fully equipped.
- (o) One microwave oven, 1 cu ft (0.03 cu m) minimum capacity.
- (p) One fire-proof safe, 0.5 cu ft (0.01 cu m) minimum capacity.
- (q) One electric paper shredder.
- (r) One post mounted rain gauge, located on the project site for each 5 miles (8 km) of project length.”

Revise the first sentence of the first paragraph of Article 670.07 of the Standard Specifications to read:

“The building or buildings fully equipped as specified will be paid for on a monthly basis until the building or buildings are released by the Engineer.”

Revise the last sentence of the first paragraph of Article 670.07 of the Standard Specifications to read:

“This price shall include all utility costs and shall reflect the salvage value of the building or buildings, equipment, and furniture which become the property of the Contractor after release by the Engineer, except that the Department will pay that portion of the monthly long distance telephone bills that, when combined, exceed \$150.”

EQUIPMENT RENTAL RATES (BDE)

Effective: August 2, 2007

Revised: January 2, 2008

Replace the second and third paragraphs of Article 105.07(b)(4)a. of the Standard Specifications with the following:

“Equipment idled which cannot be used on other work, and which is authorized to standby on the project site by the Engineer, will be paid for according to Article 109.04(b)(4).”

Replace Article 109.04(b)(4) of the Standard Specifications with the following:

“(4) Equipment. Equipment used for extra work shall be authorized by the Engineer. The equipment shall be specifically described, be of suitable size and capacity for the work to be performed, and be in good operating condition. For such equipment, the Contractor will be paid as follows.

- a. Contractor Owned Equipment. Contractor owned equipment will be paid for by the hour using the applicable FHWA hourly rate from the “Equipment Watch Rental Rate Blue Book” (Blue Book) in effect when the force account work begins. The FHWA hourly rate is calculated as follows.

$$\text{FHWA hourly rate} = (\text{monthly rate}/176) \times (\text{model year adj.}) \times (\text{Illinois adj.}) + \text{EOC}$$

Where: EOC = Estimated Operating Costs per hour (from the Blue Book)

The time allowed will be the actual time the equipment is operating on the extra work. For the time required to move the equipment to and from the site of the extra work and any authorized idle (standby) time, payment will be made at the following hourly rate: $0.5 \times (\text{FHWA hourly rate} - \text{EOC})$.

All time allowed shall fall within the working hours authorized for the extra work.

The rates above include the cost of fuel, oil, lubrication, supplies, small tools, necessary attachments, repairs, overhaul and maintenance of any kind, depreciation, storage, overhead, profits, insurance, and all incidentals. The rates do not include labor.

The Contractor shall submit to the Engineer sufficient information for each piece of equipment and its attachments to enable the Engineer to determine the proper equipment category. If a rate is not established in the Blue Book for a particular piece of equipment, the Engineer will establish a rate for that piece of equipment that is consistent with its cost and use in the industry.

- b. Rented Equipment. Whenever it is necessary for the Contractor to rent equipment to perform extra work, the rental and transportation costs of the equipment plus five percent for overhead will be paid. In no case shall the rental rates exceed those of established distributors or equipment rental agencies.

All prices shall be agreed to in writing before the equipment is used.”

FLAGGER AT SIDE ROADS AND ENTRANCES (BDE)

Effective: April 1, 2009

Revise the second paragraph of Article 701.13(a) of the Standard Specifications to read:

“The Engineer will determine when a side road or entrance shall be closed to traffic. A flagger will be required at each side road or entrance remaining open to traffic within the operation where two-way traffic is maintained on one lane of pavement. The flagger shall be positioned as shown on the plans or as directed by the Engineer.”

Revise the first and second paragraph of Article 701.20(i) of the Standard Specifications to read:

“Signs, barricades, or other traffic control devices required by the Engineer over and above those specified will be paid for according to Article 109.04. All flaggers required at side roads and entrances remaining open to traffic including those that are shown on the Highway Standards and/or additional barricades required by the Engineer to close side roads and entrances will be paid for according to Article 109.04.”

HMA - HAULING ON PARTIALLY COMPLETED FULL-DEPTH PAVEMENT (BDE)

Effective: January 1, 2008

Revise Article 407.08 of the Standard Specifications to read:

“407.08 Hauling on the Partially Completed Full-Depth Pavement. Legally loaded trucks will be permitted on the partially completed full-depth HMA pavement only to deliver HMA mixture to the paver, provided the last lift has cooled a minimum of 12 hours. Hauling shall be limited to the distances shown in the following tables. The pavement surface temperature shall be measured using an infrared gun. The use of water to cool the pavement to permit hauling will not be allowed. The Contractor’s traffic pattern shall minimize hauling on the partially completed pavement and shall vary across the width of the pavement such that “tracking” of vehicles, one directly behind the other, does not occur.

MAXIMUM HAULING DISTANCE FOR PAVEMENT SURFACE TEMPERATURE BELOW 105 °F (40 °C)				
Total In-Place Thickness Being Hauled On, in. (mm)	Thickness of Lift Being Placed			
	3 in. (75 mm) or less		More than 3 in. (75 mm)	
	Modified Soil Subgrade	Granular Subbase	Modified Soil Subgrade	Granular Subbase
3.0 to 4.0 (75 to 100)	0.75 miles (1200 m)	1.0 mile (1600 m)	0.50 miles (800 m)	0.75 miles (1200 m)
4.1 to 5.0 (101 to 125)	1.0 mile (1600 m)	1.5 miles (2400 m)	0.75 miles (1200 m)	1.0 mile (1600 m)
5.1 to 6.0 (126 to 150)	2.0 miles (3200 m)	2.5 miles (4000 m)	1.5 miles (2400 m)	2.0 miles (3200 m)
6.1 to 8.0 (151 to 200)	2.5 miles (4000 m)	3.0 miles (4800 m)	2.0 miles (3200 m)	2.5 miles (4000 m)
Over 8.0 (200)	No Restrictions			

MAXIMUM HAULING DISTANCE FOR PAVEMENT SURFACE TEMPERATURE OF 105 °F (40 °C) AND ABOVE				
Total In-Place Thickness Being Hauled On, in. (mm)	Thickness of Lift Being Placed			
	3 in. (75 mm) or less		More than 3 in. (75 mm)	
	Modified Soil Subgrade	Granular Subbase	Modified Soil Subgrade	Granular Subbase
3.0 to 4.0 (75 to 100)	0.50 miles (800 m)	0.75 miles (1200 m)	0.25 miles (400 m)	0.50 miles (800 m)
4.1 to 5.0 (101 to 125)	0.75 miles (1200 m)	1.0 mile (1600 m)	0.50 miles (800 m)	0.75 miles (1200 m)
5.1 to 6.0 (126 to 150)	1.0 mile (1600 m)	1.5 miles (2400 m)	0.75 miles (1200 m)	1.0 mile (1600 m)
6.1 to 8.0 (151 to 200)	2.0 miles (3200 m)	2.5 miles (4000 m)	1.5 miles (2400 m)	2.0 miles (3200 m)
Over 8.0 (200)	No Restrictions			

Permissive hauling on the partially completed pavement shall not relieve the Contractor of his/her responsibility for damage to the pavement. Any portion of the full-depth HMA pavement that is damaged by hauling shall be removed and replaced, or otherwise repaired to the satisfaction of the Engineer.

Crossovers used to transfer haul trucks from one roadway to the other shall be at least 1000 ft (300 m) apart and shall be constructed of material that will prevent tracking of dust or mud on the completed HMA lifts. The Contractor shall construct, maintain, and remove all crossovers.”

HOT-MIX ASPHALT – ANTI-STRIPPING ADDITIVE (BDE)

Effective: November 1, 2009

Revise the first and second paragraphs of Article 1030.04(c) of the Standard Specifications to read:

“(c) Determination of Need for Anti-Stripping Additive. The mixture designer shall determine if an additive is needed in the mix to prevent stripping. The determination will be made on the basis of tests performed according to Illinois Modified AASHTO T 283. To be considered acceptable by the Department as a mixture not susceptible to stripping, the conditioned to unconditioned split tensile strength ratio (TSR) shall be equal to or greater than 0.85 for 6 in. (150 mm) specimens. Mixtures, either with or without an additive, with TSRs less than 0.85 for 6 in. (150 mm) specimens will be considered unacceptable. Also, the conditioned tensile strength for mixtures containing an anti-strip additive shall not be lower than the original conditioned tensile strength determined for the same mixture without the anti-strip additive.

If it is determined that an additive is required, the additive may be hydrated lime, slaked quicklime, or a liquid additive, at the Contractor's option.”

HOT-MIX ASPHALT - DENSITY TESTING OF LONGITUDINAL JOINTS (BDE)

Effective: January 1, 2010

Description. This work shall consist of testing the density of longitudinal joints as part of the quality control/quality assurance (QC/QA) of hot-mix asphalt (HMA). Work shall be according to Section 1030 of the Standard Specifications except as follows.

Quality Control/Quality Assurance (QC/QA). Delete the second and third sentence of the third paragraph of Article 1030.05(d)(3) of the Standard Specifications.

Add the following paragraphs to the end of Article 1030.05(d)(3) of the Standard Specifications:

“Longitudinal joint density testing shall be performed at each random density test location. Longitudinal joint testing shall be located at a distance equal to the lift thickness or a minimum of 2 in. (50 mm), from each pavement edge. (i.e. for a 4 in. (100 mm) lift the near edge of the density gauge or core barrel shall be within 4 in. (100 mm) from the edge of pavement.) Longitudinal joint density testing shall be performed using either a correlated nuclear gauge or cores.

- a. Confined Edge. Each confined edge density shall be represented by a one-minute nuclear density reading or a core density and shall be included in the average of density readings or core densities taken across the mat which represents the Individual Test.
- b. Unconfined Edge. Each unconfined edge joint density shall be represented by an average of three one-minute density readings or a single core density at the given density test location and shall meet the density requirements specified herein. The three one-minute readings shall be spaced ten feet apart longitudinally along the unconfined pavement edge and centered at the random density test location.”

Revise the Density Control Limits table in Article 1030.05(d)(4) of the Standard Specifications to read:

“Mixture Composition	Parameter	Individual Test (includes confined edges)	Unconfined Edge Joint Density Minimum
IL-9.5, IL-12.5	N _{design} ≥ 90	92.0 – 96.0%	90.0%
IL-9.5,IL-9.5L, IL-12.5	N _{design} < 90	92.5 – 97.4%	90.0%
IL-19.0, IL-25.0	N _{design} ≥ 90	93.0 – 96.0%	90.0%
IL-19.0, IL-19.0L, IL-25.0	N _{design} < 90	93.0 – 97.4%	90.0%
SMA	N _{design} = 50 & 80	93.5 – 97.4%	91.0%
All Other	N _{design} = 30	93.0 - 97.4%	90.0%”

HOT-MIX ASPHALT – DROP-OFFS (BDE)

Effective: January 1, 2010

Revise the third paragraph of Article 701.07 of the Standard Specifications to read:

“At locations where construction operations result in a differential in elevation exceeding 3 in. (75 mm) between the edge of pavement or edge of shoulder within 3 ft (900 mm) of the edge of the pavement and the earth or aggregate shoulders, Type I or II barricades or vertical panels shall be placed at 100 ft (30 m) centers on roadways where the posted speed limit is 45 mph or greater and at 50 ft (15 m) centers on roadways where the posted speed limit is less than 45 mph.”

HOT-MIX ASPHALT - FINE AGGREGATE (BDE)

Effective: April 1, 2010

Add the following to the gradation tables of Article 1003.01(c) of the Standard Specifications:

“FINE AGGREGATE GRADATIONS					
Grad No.	Sieve Size and Percent Passing				
	3/8	No. 4	No. 8	No. 16	No. 200
FA 22	100	6/	6/	8±8	2±2

FINE AGGREGATE GRADATIONS (Metric)					
Grad No.	Sieve Size and Percent Passing				
	9.5 mm	4.75 mm	2.36 mm	1.18 mm	75 µm
FA 22	100	6/	6/	8±8	2±2

6/ For the fine aggregate gradation FA 22, the aggregate producer shall set the midpoint percent passing, and the Department will apply a range of ± ten percent. The midpoint shall not be changed without Department approval.”

Revise Article 1003.03(a) of the Standard Specifications to read:

“(a) Description. Fine aggregate for HMA shall consist of sand, stone sand, chats, slag sand, or steel slag sand. For gradation FA 22, uncrushed material will not be permitted.”

Revise Article 1003.03(c) of the Standard Specifications to read:

“(c) Gradation. The fine aggregate gradation for all HMA shall be FA 1, FA 2, FA 20, FA 21, or FA 22.

Gradation FA 1, FA 2, or FA 3 shall be used when required for prime coat aggregate application for HMA.”

HOT-MIX ASPHALT – PLANT TEST FREQUENCY (BDE)

Effective: April 1, 2008

Revised: January 1, 2010

Revise the table in Article 1030.05(d)(2)a. of the Standard Specifications to read:

"Parameter	Frequency of Tests		Test Method See Manual of Test Procedures for Materials
	High ESAL Mixture Low ESAL Mixture	Frequency of Tests All Other Mixtures	
Aggregate Gradation % passing sieves: 1/2 in. (12.5 mm), No. 4 (4.75 mm), No. 8 (2.36 mm), No. 30 (600 μm) No. 200 (75 μm) Note 1.	1 washed ignition oven test on the mix per half day of production Note 4.	1 washed ignition oven test on the mix per day of production Note 4.	Illinois Procedure
Asphalt Binder Content by Ignition Oven Note 2.	1 per half day of production	1 per day	Illinois-Modified AASHTO T 308
VMA Note 3.	Day's production ≥ 1200 tons: 1 per half day of production Day's production < 1200 tons: 1 per half day of production for first 2 days and 1 per day thereafter (first sample of the day)	N/A	Illinois Modified AASHTO R 35
Air Voids Bulk Specific Gravity of Gyratory Sample	Day's production ≥ 1200 tons: 1 per half day of production Day's production < 1200 tons: 1 per half day of production for first 2 days and 1 per day thereafter (first sample of the day)	1 per day	Illinois-Modified AASHTO T 312
Maximum Specific Gravity of Mixture	Day's production ≥ 1200 tons: 1 per half day of production Day's production < 1200 tons: 1 per half day of production for first 2 days and 1 per day thereafter (first sample of the day)	1 per day	Illinois-Modified AASHTO T 209

Note 1. The No. 8 (2.36 mm) and No. 30 (600 μm) sieves are not required for All Other Mixtures.

Note 2. The Engineer may waive the ignition oven requirement for asphalt binder content if the aggregates to be used are known to have ignition asphalt binder content calibration factors which exceed 1.5 percent. If the ignition oven requirement is waived, other Department approved methods shall be used to determine the asphalt binder content.

Note 3. The G_{sb} used in the voids in the mineral aggregate (VMA) calculation shall be the same average G_{sb} value listed in the mix design.

Note 4. The Engineer reserves the right to require additional hot bin gradations for batch plants if control problems are evident.”

HOT-MIX ASPHALT – QC/QA ACCEPTANCE CRITERIA (BDE)

Effective: January 1, 2010

Revise Article 1030.05(f)(3) of the Standard Specifications to read:

“(3) Department assurance tests for voids, field VMA, and density.”

HOT-MIX ASPHALT – TRANSPORTATION (BDE)

Effective: April 1, 2008

Revise Article 1030.08 of the Standard Specifications to read:

“**1030.08 Transportation.** Vehicles used in transporting HMA shall have clean and tight beds. The beds shall be sprayed with asphalt release agents from the Department’s approved list. In lieu of a release agent, the Contractor may use a light spray of water with a light scatter of manufactured sand (FA 20 or FA 21) evenly distributed over the bed of the vehicle. After spraying, the bed of the vehicle shall be in a completely raised position and it shall remain in this position until all excess asphalt release agent or water has been drained.

When the air temperature is below 60 °F (15 °C), the bed, including the end, endgate, sides and bottom shall be insulated with fiberboard, plywood or other approved insulating material and shall have a thickness of not less than 3/4 in (20 mm). When the insulation is placed inside the bed, the insulation shall be covered with sheet steel approved by the Engineer. Each vehicle shall be equipped with a cover of canvas or other suitable material meeting the approval of the Engineer which shall be used if any one of the following conditions is present.

- (a) Ambient air temperature is below 60 °F (15 °C).
- (b) The weather is inclement.
- (c) The temperature of the HMA immediately behind the paver screed is below 250 °F (120 °C).

The cover shall extend down over the sides and ends of the bed for a distance of approximately 12 in. (300 mm) and shall be fastened securely. The covering shall be rolled back before the load is dumped into the finishing machine.”

IMPACT ATTENUATORS, TEMPORARY (BDE)

Effective: November 1, 2003

Revised: January 1, 2007

Description. This work shall consist of furnishing, installing, maintaining, and removing temporary impact attenuators of the category and test level specified.

Materials. Materials shall meet the requirements of the impact attenuator manufacturer and the following:

Item	Article/Section
(a) Fine Aggregate (Note 1)	003.01
(b) Steel Posts, Structural Shapes, and Plates	1006.04
(c) Rail Elements, End Section Plates, and Splice Plates	1006.25
(d) Bolts, Nuts, Washers and Hardware	1006.25
(e) Hollow Structural Tubing	1006.27(b)
(f) Wood Posts and Wood Blockouts	1007.01, 1007.02, 1007.06
(g) Preservative Treatment	1007.12
(h) Packaged Rapid Hardening Mortar	1018.01

Note 1. Fine aggregate shall be FA 1 or FA 2, Class A quality. The sand shall be unbagged and shall have a maximum moisture content of five percent.

CONSTRUCTION REQUIREMENTS

General. Impact Attenuators shall meet the testing criteria contained in National Cooperative Highway Research Program (NCHRP) Report 350 for the test level specified and shall be on the Department's approved list.

Installation. Regrading of slopes or approaches for the installation shall be as shown on the plans.

Attenuator bases, when required by the manufacturer, shall be constructed on a prepared subgrade according to the manufacturer's specifications. The surface of the base shall be slightly sloped or crowned to facilitate drainage.

Impact attenuators shall be installed according to the manufacturer's specifications and include all necessary transitions between the impact attenuator and the item to which it is attached.

When water filled attenuators are used between November 1 and April 15, they shall contain anti-freeze according to the manufacturer's recommendations.

Markings. Sand module impact attenuators shall be striped with alternating reflectorized Type AA or Type AP fluorescent orange and reflectorized white horizontal, circumferential stripes. There shall be at least two of each stripe on each module.

Other types of impact attenuators shall have a terminal marker applied to their nose and reflectors along their sides.

Maintenance. All maintenance of the impact attenuators shall be the responsibility of the Contractor until removal is directed by the Engineer.

Relocate. When relocation of temporary impact attenuators is specified, they shall be removed, relocated and reinstalled at the new location. The reinstallation requirements shall be the same as those for a new installation.

Removal. When the Engineer determines the temporary impact attenuators are no longer required, the installation shall be dismantled with all hardware becoming the property of the Contractor.

Surplus material shall be disposed of according to Article 202.03. Anti-freeze, when present, shall be disposed of/recycled according to local ordinances.

When impact attenuators have been anchored to the pavement, the anchor holes shall be repaired with rapid set mortar. Only enough water to permit placement and consolidation by rodding shall be used and the material shall be struck-off flush.

Method of Measurement. This work will be measured for payment as each, where each is defined as one complete installation.

Basis of Payment. This work will be paid for at the contract unit price per each for IMPACT ATTENUATORS, TEMPORARY (FULLY REDIRECTIVE, NARROW); IMPACT ATTENUATORS, TEMPORARY (FULLY REDIRECTIVE, WIDE); IMPACT ATTENUATORS, TEMPORARY (FULLY REDIRECTIVE, RESETTABLE); IMPACT ATTENUATORS, TEMPORARY (SEVERE USE, NARROW); IMPACT ATTENUATORS, TEMPORARY (SEVERE USE, WIDE); or IMPACT ATTENUATORS, TEMPORARY (NON-REDIRECTIVE) of the test level specified.

Relocation of the devices will be paid for at the contract unit price per each for IMPACT ATTENUATORS, RELOCATE (FULLY REDIRECTIVE); IMPACT ATTENUATORS, RELOCATE (SEVERE USE); or IMPACT ATTENUATORS, RELOCATE (NON-REDIRECTIVE); of the test level specified.

Regrading of slopes or approaches will be paid for according to Section 202 and/or Section 204 of the Standard Specifications.

IMPROVED SUBGRADE (BDE)

Effective: January 1, 2010

Revise the second paragraph of Article 302.04 of the Standard Specifications to read:

“The quantity of modified soil constructed shall be limited to that which can be covered by the full thickness of portland cement concrete pavement or HMA binder during the same construction season.”

Revise the first paragraph of Article 302.07 of the Standard Specifications to read:

“302.07 Application of Modifier. The modifier shall be applied uniformly on the soil. The application of modifier shall be limited to that amount which can be mixed with the soil within the same working day.”

Revise the first paragraph of Article 302.08 of the Standard Specifications to read:

“302.08 Mixing. The modifier, soil, and water shall be thoroughly mixed. Mixing shall continue until a homogenous layer of the required thickness has been obtained and a minimum of 75 percent of the mixture is smaller than 1 in. (25 mm). The moisture content of the modified soil shall be above optimum moisture content with a maximum of three percent above optimum.”

Revise Article 302.10 of the Standard Specifications to read:

“ 302.10 Finishing and Curing. When multiple lifts are used to construct the modified soil layer, the top lift shall be a minimum of 6 in. (150 mm) thick when compacted.

Construction of pipe underdrains shall follow the requirements of Article 407.07. The surface of the modified soil shall be kept drained according to Article 301.09 and shall maintain moisture content not exceeding three percent above optimum prior to pavement construction.

When compaction of the modified soil is nearing completion, the surface shall be shaped to the required lines, grades, and cross section shown on the plans. For HMA base course and pavement (full-depth) and portland cement concrete base course and pavement, the surface of the modified soil shall be brought to true shape and correct elevation according to Article 301.07, except well compacted earth shall not be used to fill low areas.

The modified soil shall be cured for a minimum of 24 hours. The ambient air temperature shall be above 45 °F (7 °C) during curing.

During the curing period, the moisture content of the modified soil shall be maintained at optimum by sprinkling with water, use of plastic sheeting, or applying bituminous materials according to Article 312.14. During this period, no equipment or traffic will be permitted on the completed work beyond that required for maintenance of curing.

Equipment of such weight, or used in such a way as to cause a rut depth of 1/2 in. (13 mm) or more in the finished modified soil, shall be removed, or the rutting otherwise prevented, as directed by the Engineer.”

Revise the first paragraph of Article 302.11 of the Standard Specifications to read:

“302.11 Subgrade Stability. Following curing, the Engineer will determine the stability of the modified soil in terms of the immediate bearing value (IBV), according to Illinois Test Procedure 501. The IBV shall be a minimum of 10.0 measured within 10 calendar days prior to pavement construction.”

Revise the second paragraph of Article 310.04 of the Standard Specifications to read:

“The quantity of lime stabilized soil mixture constructed shall be limited to that which can be covered by the full thickness of portland cement concrete pavement or HMA binder during the same construction season.”

Revise the first paragraph of Article 310.08(a) of the Standard Specifications to read:

“(a) Initial Mixing. The lime, soil, and water shall be thoroughly mixed until a uniform mixture throughout the required depth and width is obtained. All clods and lumps shall be reduced to a maximum size of 2 in. (50 mm). The moisture content of the stabilized soil shall be above optimum moisture content with a maximum of three percent above optimum.”

Insert the following paragraph after the first paragraph of Article 310.10 of the Standard Specifications:

“Construction of pipe underdrains shall follow the requirements of Article 407.07. The surface of the lime stabilized soil shall be kept drained according to Article 301.09 and shall maintain a maximum moisture content of three percent above optimum prior to pavement construction.”

Revise the first paragraph of Article 310.11 of the Standard Specifications to read:

“**310.11 Subgrade Stability.** Following curing, the Engineer will determine the stability of the lime stabilized soil mixture in terms of the immediate bearing value (IBV) according to Illinois Test Procedure 501.

The IBV shall be a minimum of 23.0 measured within 10 calendar days prior to pavement construction.”

Revise the second paragraph of Article 311.05 of the Standard Specifications to read:

“The granular material shall be placed and compacted at least three days prior to the placement of pavement or base course. Except where required for temporary access, the quantity of subbase granular material Types A or B to be placed shall be limited to that which can be covered by the full thickness of PCC pavement or HMA binder during the same construction season.”

LIQUIDATED DAMAGES (BDE)

Effective: April 1, 2009

Revise the table in Article 108.09 of the Standard Specifications to read:

"Schedule of Deductions for Each Day of Overrun in Contract Time			
Original Contract Amount		Daily Charges	
From More Than	To and Including	Calendar Day	Work Day
\$ 0	\$ 100,000	\$ 375	\$ 500
100,000	500,000	625	875
500,000	1,000,000	1,025	1,425
1,000,000	3,000,000	1,125	1,550
3,000,000	5,000,000	1,425	1,950
5,000,000	10,000,000	1,700	2,350
10,000,000	And over	3,325	4,650"

MAST ARM ASSEMBLY AND POLE (BDE)

Effective: January 1, 2008

Revised: January 1, 2009

Revise Article 1077.03 of the Standard Specifications to read:

"1077.03 Mast Arm Assembly and Pole. Mast arm assembly and pole shall be as follows.

- (a) Steel Mast Arm Assembly and Pole and Steel Combination Mast Arm Assembly and Pole. The steel mast arm assembly and pole and steel combination mast arm assembly and pole shall consist of a traffic signal mast arm, a luminaire mast arm or davit (for combination pole only), a pole, and a base, together with anchor rods and other appurtenances. The configuration of the mast arm assembly, pole, and base shall be according to the details shown on the plans.
 - (1) Loading. The mast arm assembly and pole, and combination mast arm assembly and pole shall be designed for the loading shown on the Highway Standards or elsewhere on the plans, whichever is greater. The design shall be according to AASHTO "Standard Specification for Structural Supports for Highway Signs, Luminaries and Traffic Signals" 1994 Edition for 80 mph (130 km/hr) wind velocity. However, the arm-to-pole connection for tapered signal and luminaire arms shall be according to the "ring plate" detail as shown in Figure 11-1(f) of the 2002 Interim, to the AASHTO "Standard Specification for Structural Supports for Highway Signs, Luminaries and Traffic Signals" 2001 4th Edition.
 - (2) Structural Steel Grade. The mast arm and pole shall be fabricated according to ASTM A 595, Grade A or B, ASTM A 572 Grade 55, or ASTM A 1011 Grade 55 HSLAS Class 2. The base and flange plates shall be of structural steel according to AASHTO M 270 Grade 50 (M 270M Grade 345). Luminaire arms and trussed arms 15 ft (4.5 m) or less shall be fabricated from one steel pipe or tube size according to ASTM A 53 Grade B or ASTM A 500 Grade B or C. All mast arm assemblies, poles, and bases shall be galvanized according to AASHTO M 111.

- (3) Fabrication. The design and fabrication of the mast arm assembly, pole, and base shall be according to the requirements of the Standard Specifications for Structural Supports for Highway Signs, Luminaires, and Traffic Signals published by AASHTO. The mast arm and pole may be of single length or sectional design. If section design is used, the overlap shall be at least 150 percent of the maximum diameter of the overlapping section and shall be assembled in the factory.

The manufacturer will be allowed to slot the base plate in which other bolt circles may fit, providing that these slots do not offset the integrity of the pole. Circumferential welds of tapered arms and poles to base plates shall be full penetration welds.

- (4) Shop Drawing Approval. The Contractor shall submit detailed drawings showing design materials, thickness of sections, weld sizes, and anchor rods to the Engineer for approval prior to fabrication. These drawings shall be at least 11 x 17 in. (275 x 425 mm) in size and of adequate quality for microfilming.

- (b) Anchor Rods. The anchor rods shall be ASTM F 1554 Grade 105, coated by the hot-dip galvanizing process according to AASHTO M 232, and shall be threaded a minimum of 7 1/2 in. (185 mm) at one end and have a bend at the other end. The first 10 in. (250 mm) at the threaded end shall be galvanized. Two nuts, one lock washer, and one flat washer shall be furnished with each anchor rod. All nuts and washers shall be galvanized.”

METAL HARDWARE CAST INTO CONCRETE (BDE)

Effective: April 1, 2008

Revised: April 1, 2009

Add the following to Article 503.02 of the Standard Specifications:

“(g) Metal Hardware Cast into Concrete 1006.13”

Add the following to Article 504.02 of the Standard Specifications:

“(j) Metal Hardware Cast into Concrete 1006.13”

Revise Article 1006.13 of the Standard Specifications to read:

“**1006.13 Metal Hardware Cast into Concrete.** Unless otherwise noted, all steel hardware cast into concrete, such as inserts, brackets, cable clamps, metal casings for formed holes, and other miscellaneous items, shall be galvanized according to AASHTO M 232 or AASHTO M 111. Aluminum inserts will not be allowed. Zinc alloy inserts shall be according to ASTM B 86, Alloys 3, 5, or 7.

The inserts shall be UNC threaded type anchorages having the following minimum certified proof load.

Insert Diameter	Proof Load
5/8 in. (16 mm)	6600 lb (29.4 kN)
3/4 in. (19 mm)	6600 lb (29.4 kN)
1 in. (25 mm)	9240 lb (41.1 kN)"

MONTHLY EMPLOYMENT REPORT (BDE)

Effective: April 1, 2009

Revised: January 1, 2010

In addition to any other reporting required by the contract, the Contractor shall provide to the Engineer an employment summary for all employees working on the contract from the contract execution date to the last full pay period each month for the duration of the contract. The report may include but is not limited to:

- a) Total number of employees.
- b) The total hours worked.
- c) Total payroll.

The report shall be completed by the Contractor. The Contractor shall also report for each subcontractor. Employee hours worked from home office or other off-site office hours worked related directly to this contract shall be included. Engineering consulting firms performing construction layout and material testing for the Contractor shall also be included.

Hours worked for material suppliers, services provided by purchase orders, Department employees or consulting firms performing inspection or testing for the Department shall not be included in the report.

The report shall contain all hours worked under the contract from the start of the month to the last full pay period each month and shall be submitted no later than five business days after the end of each month.

The report shall be submitted electronically by accessing the Department's website (<http://www.dot.il.gov/stimulus/index.html>).

Any costs associated with complying with this provision shall be considered as included in the contract unit prices bid for the various items of work involved and no additional compensation will be allowed.

NATIONAL POLLUTANT DISCHARGE ELIMINATION SYSTEM / EROSION AND SEDIMENT CONTROL DEFICIENCY DEDUCTION (BDE)

Effective: April 1, 2007

Revised: November 1, 2009

Revise Article 105.03(a) of the Standard Specifications to read:

“(a) National Pollutant Discharge Elimination System (NPDES) / Erosion and Sediment Control Deficiency Deduction When the Engineer is notified or determines an erosion and/or sediment control deficiency(s) exists, or the Contractor’s activities represents a violation of the Department’s NPDES permits, the Engineer will notify and direct the Contractor to correct the deficiency within a specified time. The specified time, which begins upon notification to the Contractor, will be from 1/2 hour to 1 week based on the urgency of the situation and the nature of the work effort required. The Engineer will be the sole judge.

A deficiency may be any lack of repair, maintenance, or implementation of erosion and/or sediment control devices included in the contract, or any failure to comply with the conditions of the Department’s NPDES permits. A deficiency may also be applied to situations where corrective action is not an option such as the failure to participate in a jobsite inspection of the project, failure to install required measures prior to initiating earth moving operations, disregard of concrete washout requirements, or other disregard of the NPDES permit.

If the Contractor fails to correct a deficiency within the specified time, a daily monetary deduction will be imposed for each calendar day or portion of a calendar day until the deficiency is corrected to the satisfaction of the Engineer. The calendar day(s) will begin with notification to the Contractor and end with the Engineer’s acceptance of the correction. The base value of the daily monetary deduction is \$1000.00 and will be applied to each location for which a deficiency exists. The value of the deficiency deduction assessed for each infraction will be determined by multiplying the base value by a Gravity Adjustment Factor provided in Table A. Except for failure to participate in a required jobsite inspection of the project prior to initiating earthmoving operations which will be based on the total acreage of planned disturbance at the following multipliers: <5 Acres: 1; 5-10 Acres: 2; >10-25 Acres: 3; >25 Acres: 5. For those deficiencies where corrective action was not an option, the monetary deduction will be immediate and will be valued at one calendar day multiplied by a Gravity Adjustment Factor.

Table A Deficiency Deduction Gravity Adjustment Factors				
Types of Violations	Soil Disturbed and Not Permanently Stabilized At Time of Violation			
	< 5 Acres	5 - 10 Acres	>10 - 25 Acres	> 25 Acres
Failure to Install or Properly Maintain BMP	0.1 - 0.5	0.2 - 1.0	0.5 - 2.5	1.0 - 5
Careless Destruction of BMP	0.2 - 1	0.5 - 2.5	1.0 - 5.	1.0 - 5
Intrusion into Protected Resource	1.0 - 5	1.0 - 5	2.0 - 10	2.0 - 10
Failure to properly manage Chemicals, Concrete Washouts or Residuals, Litter or other Wastes	0.2 - 1	0.2 - 1	0.5 - 2.5	1.0 - 5
Improper Vehicle and Equipment Maintenance, Fueling or Cleaning	0.1 - 0.5	0.2 - 1	0.2 - 1	0.5 - 2.5
Failure to Provide or Update Written or Graphic Plans Required by SWPPP	0.2 - 1	0.5 - 2.5	1.0 - 5	1.0 - 5
Failure to comply with Other Provisions of the NPDES Permit	0.1 - 0.5	0.2 - 1	0.2 - 1	0.5 - 2.5”

NOTIFICATION OF REDUCED WIDTH (BDE)

Effective: April 1, 2007

Add the following after the first paragraph of Article 701.06 of the Standard Specifications:

“Where the clear width through a work zone with temporary concrete barrier will be 16.0 ft (4.88 m) or less, the Contractor shall notify the Engineer at least 21 days in advance of implementing the traffic control for that restriction.”

PAVEMENT MARKING REMOVAL (BDE)

Effective: April 1, 2009

Add the following to the end of the first paragraph of Article 783.03(a) of the Standard Specifications:

“The use of grinders will not be allowed on new surface courses.”

PAVEMENT PATCHING (BDE)

Effective: January 1, 2010

Revise the first sentence of the second paragraph of Article 701.17(e)(1) of the Standard Specifications to read:

“In addition to the traffic control and protection shown elsewhere in the contract for pavement, two devices shall be placed immediately in front of each open patch, open hole, and broken pavement where temporary concrete barriers are not used to separate traffic from the work area.”

PAYMENTS TO SUBCONTRACTORS (BDE)

Effective: June 1, 2000

Revised: January 1, 2006

Federal regulations found at 49 CFR §26.29 mandate the Department to establish a contract clause to require Contractors to pay subcontractors for satisfactory performance of their subcontracts and to set the time for such payments.

State law also addresses the timing of payments to be made to subcontractors and material suppliers. Section 7 of the Prompt Payment Act, 30 ILCS 540/7, requires that when a Contractor receives any payment from the Department, the Contractor shall make corresponding, proportional payments to each subcontractor and material supplier performing work or supplying material within 15 calendar days after receipt of the Department payment. Section 7 of the Act further provides that interest in the amount of two percent per month, in addition to the payment due, shall be paid to any subcontractor or material supplier by the Contractor if the payment required by the Act is withheld or delayed without reasonable cause.

The Act also provides that the time for payment required and the calculation of any interest due applies to transactions between subcontractors and lower-tier subcontractors and material suppliers throughout the contracting chain.

This Special Provision establishes the required federal contract clause, and adopts the 15 calendar day requirement of the State Prompt Payment Act for purposes of compliance with the federal regulation regarding payments to subcontractors. This contract is subject to the following payment obligations.

When progress payments are made to the Contractor according to Article 109.07 of the Standard Specifications, the Contractor shall make a corresponding payment to each subcontractor and material supplier in proportion to the work satisfactorily completed by each subcontractor and for the material supplied to perform any work of the contract. The proportionate amount of partial payment due to each subcontractor and material supplier throughout the contracting chain shall be determined by the quantities measured or otherwise determined as eligible for payment by the Department and included in the progress payment to the Contractor. Subcontractors and material suppliers shall be paid by the Contractor within 15 calendar days after the receipt of payment from the Department. The Contractor shall not hold retainage from the subcontractors. These obligations shall also apply to any payments made by subcontractors and material suppliers to their subcontractors and material suppliers; and to all payments made to lower tier subcontractors and material suppliers throughout the contracting chain. Any payment or portion of a payment subject to this provision may only be withheld from the subcontractor or material supplier to whom it is due for reasonable cause.

This Special Provision does not create any rights in favor of any subcontractor or material supplier against the State or authorize any cause of action against the State on account of any payment, nonpayment, delayed payment, or interest claimed by application of the State Prompt Payment Act. The Department will not approve any delay or postponement of the 15 day requirement except for reasonable cause shown after notice and hearing pursuant to Section 7(b) of the State Prompt Payment Act. State law creates other and additional remedies available to any subcontractor or material supplier, regardless of tier, who has not been paid for work properly performed or material furnished. These remedies are a lien against public funds set forth in Section 23(c) of the Mechanics Lien Act, 770 ILCS 60/23(c), and a recovery on the Contractor's payment bond according to the Public Construction Bond Act, 30 ILCS 550.

PERSONAL PROTECTIVE EQUIPMENT (BDE)

Effective: November 1, 2008

Revise the first sentence of Article 701.12 of the Standard Specifications to read:

“All personnel on foot, excluding flaggers, within the highway right-of-way shall wear a fluorescent orange, fluorescent yellow/green, or a combination of fluorescent orange and fluorescent yellow/green vest meeting the requirements of ANSI/ISEA 107-2004 for Conspicuity Class 2 garments.”

PIPE CULVERTS (BDE)

Effective: April 1, 2009

Revised: April 1, 2010

Revise Tables IIIA, IIIB, and IIIC of Article 542.03 of the Standard Specifications to read:

"PIPE CULVERT TABLE IIIA PLASTIC PIPE PERMITTED FOR A GIVEN PIPE DIAMETER AND FILL HEIGHT OVER THE TOP OF THE PIPE														
Nom. Dia. in.	Type 1 Fill Height: 3' and less with 1' minimum cover							Type 2 Fill Height: Greater than 3', not exceeding 10'						
	PVC	CPVC	PVCPW -794	PVCPW -304	PE	CPE	PEPW	PVC	CPVC	PVCPW -794	PVCPW -304	PE	CPE	PEPW
10	X	NA	NA	NA	X	NA	NA	X	*	NA	NA	X	NA	NA
12	X	X	X	X	X	X	NA	X	X	X	X	X	X	NA
15	X	X	X	X	X	X	NA	X	X	X	X	X	X	NA
18	X	X	X	X	X	X	X	X	X	X	X	X	X	X
21	X	X	X	X	NA	NA	X	X	X	X	X	NA	NA	X
24	X	X	X	X	X	X	X	X	X	X	X	X	X	X
30	X	X	X	X	X	X	X	X	X	X	X	X	X	X
36	X	X	X	X	X	X	X	X	X	X	X	X	X	X
42	NA	NA	X	X	X	X	X	NA	NA	X	X	X	X	X
48	NA	NA	X	X	X	X	X	NA	NA	X	X	X	X	X

PIPE CULVERT TABLE IIIA (metric) PLASTIC PIPE PERMITTED FOR A GIVEN PIPE DIAMETER AND FILL HEIGHT OVER THE TOP OF THE PIPE														
Nom. Dia. mm	Type 1 Fill Height: 1 m and less with 0.3 m minimum cover							Type 2 Fill Height: Greater than 1 m, not exceeding 3 m						
	PVC	CPVC	PVCPW -794	PVCPW -304	PE	CPE	PEPW	PVC	CPVC	PVCPW -794	PVCPW -304	PE	CPE	PEPW
250	X	NA	NA	NA	X	NA	NA	X	*	NA	NA	X	NA	NA
300	X	X	X	X	X	X	NA	X	X	X	X	X	X	NA
375	X	X	X	X	X	X	NA	X	X	X	X	X	X	NA
450	X	X	X	X	X	X	X	X	X	X	X	X	X	X
525	X	X	X	X	NA	NA	X	X	X	X	X	NA	NA	X
600	X	X	X	X	X	X	X	X	X	X	X	X	X	X
750	X	X	X	X	X	X	X	X	X	X	X	X	X	X
900	X	X	X	X	X	X	X	X	X	X	X	X	X	X
1000	NA	NA	X	X	X	X	X	NA	NA	X	X	X	X	X
1200	NA	NA	X	X	X	X	X	NA	NA	X	X	X	X	X

- PVC Polyvinyl Chloride (PVC) Pipe
- CPVC Corrugated Polyvinyl Chloride (PVC) Pipe with a Smooth Interior
- PVCPW-794 Polyvinyl Chloride (PVC) Profile Wall Pipe-794
- PVCPW-304 Polyvinyl Chloride (PVC) Profile Wall Pipe-304
- PE Polyethylene (PE) Pipe with a Smooth Interior
- CPE Corrugated Polyethylene (PE) Pipe with a Smooth Interior
- PEPW Polyethylene (PE) Profile Wall Pipe
- X This material may be used for the given pipe diameter and fill height.
- NA This material is Not Acceptable for the given pipe diameter and fill height.
- * May be used if Bureau of Materials and Physical Research approves and with manufacturer's certification.

PIPE CULVERT TABLE IIIB PLASTIC PIPE PERMITTED FOR A GIVEN PIPE DIAMETER AND FILL HEIGHT OVER THE TOP OF THE PIPE											
Nom. Dia. in.	Type 3 Fill Height: Greater than 10', not exceeding 15'						Type 4 Fill Height: Greater than 15', not exceeding 20'				
	PVC	CPVC	PVCPW -794	PVCPW -304	PE	PEPW	PVC	CPVC	PVCPW -794	PVCPW -304	
10	X	*	NA	NA	X	NA	X	*	NA	NA	
12	X	X	X	X	X	NA	X	X	X	X	
15	X	X	X	X	X	NA	X	X	X	X	
18	X	X	X	X	X	X	X	X	X	X	
21	X	X	X	X	NA	X	X	X	X	X	
24	X	X	X	X	X	X	X	X	X	X	
30	X	X	X	X	X	X	X	X	X	X	
36	X	X	X	X	X	X	X	X	X	X	
42	NA	NA	X	X	X	X	NA	NA	X	X	
48	NA	NA	X	X	X	X	NA	NA	X	X	

PIPE CULVERT TABLE IIIB (metric) PLASTIC PIPE PERMITTED FOR A GIVEN PIPE DIAMETER AND FILL HEIGHT OVER THE TOP OF THE PIPE											
Nom. Dia. mm	Type 3 Fill Height: Greater than 3 m, not exceeding 4.5 m						Type 4 Fill Height: Greater than 4.5 m, not exceeding 6 m				
	PVC	CPVC	PVCPW -794	PVCPW -304	PE	PEPW	PVC	CPVC	PVCPW -794	PVCPW -304	
250	X	*	NA	NA	X	NA	X	*	NA	NA	
300	X	X	X	X	X	NA	X	X	X	X	
375	X	X	X	X	X	NA	X	X	X	X	
450	X	X	X	X	X	X	X	X	X	X	
525	X	X	X	X	NA	X	X	X	X	X	
600	X	X	X	X	X	X	X	X	X	X	
750	X	X	X	X	X	X	X	X	X	X	
900	X	X	X	X	X	X	X	X	X	X	
1000	NA	NA	X	X	X	X	NA	NA	X	X	
1200	NA	NA	X	X	X	X	NA	NA	X	X	

- PVC Polyvinyl Chloride (PVC) Pipe
- CPVC Corrugated Polyvinyl Chloride (PVC) Pipe with a Smooth Interior
- PVCPW-794 Polyvinyl Chloride (PVC) Profile Wall Pipe-794
- PVCPW-304 Polyvinyl Chloride (PVC) Profile Wall Pipe-304
- PE Polyethylene (PE) Pipe with a Smooth Interior
- PEPW Polyethylene (PE) Profile Wall Pipe
- X This material may be used for the given pipe diameter and fill height.
- NA This material is Not Acceptable for the given pipe diameter and fill height.
- * May be used if Bureau of Materials and Physical Research approves and with manufacturer's certification.

PIPE CULVERT TABLE IIIC PLASTIC PIPE PERMITTED FOR A GIVEN PIPE DIAMETER AND FILL HEIGHT OVER THE TOP OF THE PIPE										
Nom. Dia. in.	Type 5 Fill Height: Greater Than 20', not exceeding 25'				Type 6 Fill Height: Greater than 25', not exceeding 30'				Type 7 Fill Height: Greater than 30', not exceeding 35'	
	PVC	CPVC	PVCPW -794	PVCPW -304	PVC	CPVC	PVCPW -794	PVCPW -304	PVC	
10	X	*	NA	NA	X	*	NA	NA	X	
12	X	X	X	X	X	X	X	X	X	
15	X	X	X	X	X	NA	NA	NA	X	
18	X	X	X	X	X	NA	NA	NA	X	
21	X	X	X	X	X	NA	NA	NA	X	
24	X	X	X	X	X	NA	NA	NA	X	
30	X	NA	NA	NA	X	NA	NA	NA	X	
36	X	NA	NA	NA	X	NA	NA	NA	X	
42	NA	NA	NA	NA	NA	NA	NA	NA	NA	
48	NA	NA	NA	NA	NA	NA	NA	NA	NA	

PIPE CULVERT TABLE IIIC (metric) PLASTIC PIPE PERMITTED FOR A GIVEN PIPE DIAMETER AND FILL HEIGHT OVER THE TOP OF THE PIPE										
Nom. Dia. mm	Type 5 Fill Height: Greater Than 6 m, not exceeding 7.5 m				Type 6 Fill Height: Greater Than 7.5 m, not exceeding 9 m				Type 7 Fill Height: Greater Than 9 m, not exceeding 10.5 m	
	PVC	CPVC	PVCPW -794	PVCPW -304	PVC	CPVC	PVCPW -794	PVCPW -304	PVC	
250	X	*	NA	NA	X	*	NA	NA	X	
300	X	X	X	X	X	X	X	X	X	
375	X	X	X	X	X	NA	NA	NA	X	
450	X	X	X	X	X	NA	NA	NA	X	
525	X	X	X	X	X	NA	NA	NA	X	
600	X	X	X	X	X	NA	NA	NA	X	
750	X	NA	NA	NA	X	NA	NA	NA	X	
900	X	NA	NA	NA	X	NA	NA	NA	X	
1000	NA	NA	NA	NA	NA	NA	NA	NA	NA	
1200	NA	NA	NA	NA	NA	NA	NA	NA	NA	

- PVC Polyvinyl Chloride (PVC) Pipe
- CPVC Corrugated Polyvinyl Chloride (PVC) Pipe with a Smooth Interior
- PVCPW-794 Polyvinyl Chloride (PVC) Profile Wall Pipe-794
- PVCPW-304 Polyvinyl Chloride (PVC) Profile Wall Pipe-304
- X This material may be used for the given pipe diameter and fill height.
- NA This material is Not Acceptable for the given pipe diameter and fill height.
- * May be used if Bureau of Materials and Physical Research approves and with manufacturer's certification."

Add the following paragraph to the end of Article 542.04(d) of the Standard Specifications:

"PVC and PE pipes shall be joined according to the manufacturer's specifications."

Revise the second paragraph of Article 542.04(f) of the Standard Specifications to read:

"When using flexible pipe, as listed in the first table of Article 542.03, the aggregate shall be continued to a height of at least 1 ft (300 mm) above the top of the pipe and compacted to a minimum of 95 percent of standard lab density by mechanical means."

Revise the first paragraph of Article 542.04(i) of the Standard Specifications to read:

- “(i) Deflection Testing for Pipe Culverts. All PE and PVC pipe culverts shall be tested for deflection not less than 30 days after the pipe is installed and the backfill compacted. The testing shall be performed in the presence of the Engineer.”

Revise the ninth paragraph of Article 542.11 of the Standard Specifications to read:

“End sections for polyvinylchloride (PVC) and polyethylene (PE) culvert pipes will be paid for at the contract unit price per each for METAL END SECTIONS, of the diameter specified.”

Revise Article 1040.04(b) of the Standard Specifications to read:

- “(b) Corrugated PE Pipe with a Smooth Interior. The pipe shall be according to AASHTO M 294 (nominal size – 12 to 48 in. (300 to 1200 mm)). The pipe shall be Type S or D.”

Revise the first paragraph of Article 1040.04(c) of the Standard Specifications to read:

- “(c) PE Profile Wall Pipe. The pipe shall be according to ASTM F 894 and shall have a minimum ring stiffness constant of 160. The pipe shall also have a minimum cell classification of PE 334433C as defined in ASTM D 3350.”

PORTLAND CEMENT CONCRETE PLANTS (BDE)

Effective: January 1, 2007

Add the following to Article 1020.11(a) of the Standard Specifications.

- “(9) Use of Multiple Plants in the Same Construction Item. The Contractor may simultaneously use central-mixed, truck-mixed, and shrink-mixed concrete from more than one plant, for the same construction item, on the same day, and in the same pour. However, the following criteria shall be met.
- a. Each plant shall use the same cement, finely divided minerals, aggregates, admixtures, and fibers.
 - b. Each plant shall use the same mix design. However, material proportions may be altered slightly in the field to meet slump and air content criteria. Field water adjustments shall not result in a difference that exceeds 0.02 between plants for water/cement ratio. The required cement factor for central-mixed concrete shall be increased to match truck-mixed or shrink-mixed concrete, if the latter two types of mixed concrete are used in the same pour.
 - c. The maximum slump difference between deliveries of concrete shall be 3/4 in. (19 mm) when tested at the jobsite. If the difference is exceeded, but test results are within specification limits, the concrete may be used. The Contractor shall take immediate corrective action and shall test subsequent deliveries of concrete until the slump difference is corrected. For each day, the first three truck loads of delivered concrete from each plant shall be tested for slump by the Contractor.

Thereafter, when a specified test frequency for slump is to be performed, it shall be conducted for each plant at the same time.

- d. The maximum air content difference between deliveries of concrete shall be 1.5 percent when tested at the jobsite. If the difference is exceeded, but test results are within specification limits, the concrete may be used. The Contractor shall take immediate corrective action and shall test subsequent deliveries of concrete until the air content difference is corrected. For each day, the first three truck loads of delivered concrete from each plant shall be tested for air content by the Contractor. Thereafter, when a specified test frequency for air content is to be performed, it shall be conducted for each plant at the same time.
- e. Strength tests shall be performed and taken at the jobsite for each plant. When a specified strength test is to be performed, it shall be conducted for each plant at the same time. The difference between plants for their mean strength shall not exceed 450 psi (3100 kPa) compressive and 80 psi (550 kPa) flexural. The strength standard deviation for each plant shall not exceed 650 psi (4480 kPa) compressive and 110 psi (760 kPa) flexural. The mean and standard deviation requirements shall apply to the test of record. If the strength difference requirements are exceeded, the Contractor shall take corrective action.
- f. The maximum haul time difference between deliveries of concrete shall be 15 minutes. If the difference is exceeded, but haul time is within specification limits, the concrete may be used. The Contractor shall take immediate corrective action and check subsequent deliveries of concrete until the haul time difference is corrected.”

PRECAST CONCRETE HANDLING HOLES (BDE)

Effective: January 1, 2007

Add the following to Article 540.02 of the Standard Specifications:

“(g) Handling Hole Plugs 1042.16”

Add the following paragraph after the sixth paragraph of Article 540.06 of the Standard Specifications:

“Handling holes shall be filled with a precast concrete plug and sealed with mastic or mortar, or filled with a polyethylene plug. The plug shall not project beyond the inside surface after installation. When metal lifting inserts are used, their sockets shall be filled with mastic or mortar.”

Add the following to Article 542.02 of the Standard Specifications:

“(ee) Handling Hole Plugs 1042.16”

Revise the fifth paragraph of Article 542.04(d) of the Standard Specifications to read:

“Handling holes in concrete pipe shall be filled with a precast concrete plug and sealed with mastic or mortar; or filled with a polyethylene plug. The plug shall not project beyond the inside surface after installation.”

Add the following to Article 550.02 of the Standard Specifications:

“(o) Handling Hole Plugs 1042.16”

Replace the fourth sentence of the fifth paragraph of Article 550.06 of the Standard Specifications with the following:

“Handling holes in concrete pipe shall be filled with a precast concrete plug and sealed with mastic or mortar; or filled with a polyethylene plug. The plug shall not project beyond the inside surface after installation.”

Add the following to Article 602.02 of the Standard Specifications:

“(p) Handling Hole Plugs 1042.16(a)”

Replace the fifth sentence of the first paragraph of Article 602.07 of the Standard Specifications with the following:

“Handling holes shall be filled with a precast concrete plug and sealed with mastic or mortar. The plug shall not project beyond the inside surface after installation. When metal lifting inserts are used, their sockets shall be filled with mastic or mortar.”

Add the following to Section 1042 of the Standard Specifications:

“**1042.16 Handling Hole Plugs.** Plugs for handling holes in precast concrete products shall be as follows.

- (a) Precast Concrete Plug. The precast concrete plug shall have a tapered shape and shall have a minimum compressive strength of 3000 psi (20,700 kPa) at 28 days.
- (b) Polyethylene Plug. The polyethylene plug shall have a “mushroom” shape with a flat round top and a stem with three different size ribs. The plug shall fit snugly and cover the handling hole.

The plug shall be according to the following.

Mechanical Properties	Test Method	Value (min.)
Flexural Modulus	ASTM D 790	3300 psi (22,750 kPa)
Tensile Strength (Break)	ASTM D 638	1600 psi (11,030 kPa)
Tensile Strength (Yield)	ASTM D 638	1200 psi (8270 kPa)

Thermal Properties	Test Method	Value (min.)
Brittle Temperature	ASTM D 746	-49 °F (-45 °C)
Vicat Softening Point	ASTM D 1525	194 °F (90 °C)

RAISED REFLECTIVE PAVEMENT MARKERS (BDE)

Effective: November 1, 2009

Revised: April 1, 2010

Revise the first sentence of the second paragraph of Article 781.03(a) of the Standard Specifications to read:

“The pavement shall be cut to match the bottom contour of the marker using a concrete saw fitted with 18 and 20 in. (450 and 500 mm) diameter blades.”

RECLAIMED ASPHALT PAVEMENT (RAP) (BDE)

Effective: January 1, 2007

Revised: January 1, 2010

In Article 1030.02(g), delete the last sentence of the first paragraph in (Note 2).

Revise Section 1031 of the Standard Specifications to read:

“SECTION 1031. RECLAIMED ASPHALT PAVEMENT

1031.01 Description. Reclaimed asphalt pavement (RAP) is reclaimed asphalt pavement resulting from cold milling or crushing of an existing dense graded hot-mix asphalt (HMA) pavement. The Contractor shall supply written documentation that the RAP originated from routes or airfields under federal, state, or local agency jurisdiction.

1031.02 Stockpiles. The Contractor shall construct individual, sealed RAP stockpiles meeting one of the following definitions. No additional RAP shall be added to the pile after the pile has been sealed. Stockpiles shall be sufficiently separated to prevent intermingling at the base. Stockpiles shall be identified by signs indicating the type as listed below (i.e. “Homogeneous Surface”).

Prior to milling, the Contractor shall request the District to provide verification of the quality of the RAP to clarify appropriate stockpile.

- (a) Fractionated RAP (FRAP). FRAP shall consist of RAP from Class I, Superpave (High ESAL), HMA (High ESAL), or equivalent mixtures. The coarse aggregate in FRAP shall be crushed aggregate and may represent more than one aggregate type and/or quality but shall be at least C quality. All FRAP shall be fractionated prior to testing by screening into a minimum of two size fractions with the separation occurring on or between the #4 (4.75 mm) and 1/2 in. (12.5 mm) sieves. Agglomerations shall be minimized such that 100 percent of the RAP in the coarse fraction shall pass one sieve size larger than the maximum sieve size specified for the mix the RAP will be used in.

- (b) Homogeneous. Homogeneous RAP stockpiles shall consist of RAP from Class I, Superpave (High ESAL), HMA (High ESAL), or equivalent mixtures and represent: 1) the same aggregate quality, but shall be at least C quality; 2) the same type of crushed aggregate (either crushed natural aggregate, ACBF slag, or steel slag); 3) similar gradation; and 4) similar asphalt binder content. If approved by the Engineer, combined single pass surface/binder millings may be considered "homogenous" with a quality rating dictated by the lowest coarse aggregate quality present in the mixture.
- (c) Conglomerate. Conglomerate RAP stockpiles shall consist of RAP from Class I, Superpave (High ESAL), HMA (High ESAL), or equivalent mixtures. The coarse aggregate in this RAP shall be crushed aggregate and may represent more than one aggregate type and/or quality but shall be at least C quality. This RAP may have an inconsistent gradation and/or asphalt binder content prior to processing. All conglomerate RAP shall be processed prior to testing by crushing to where all RAP shall pass the 5/8 in. (16 mm) or smaller screen. Conglomerate RAP stockpiles shall not contain steel slag or other expansive material as determined by the Department.
- (d) Conglomerate "D" Quality (DQ). Conglomerate DQ RAP stockpiles shall consist of RAP from Class I, Superpave (High or Low ESAL), HMA (High or Low ESAL), or equivalent mixtures. The coarse aggregate in this RAP may be crushed or round but shall be at least D quality. This RAP may have an inconsistent gradation and/or asphalt binder content. Conglomerate DQ RAP stockpiles shall not contain steel slag or other expansive material as determined by the Department.
- (e) Non-Quality. RAP stockpiles that do not meet the requirements of the stockpile categories listed above shall be classified as "Non-Quality".

RAP/FRAP containing contaminants, such as earth, brick, sand, concrete, sheet asphalt, bituminous surface treatment (i.e. chip seal), pavement fabric, joint sealants, etc., will be unacceptable unless the contaminants are removed to the satisfaction of the Engineer. Sheet asphalt shall be stockpiled separately.

1031.03 Testing. When used in HMA, the RAP/FRAP shall be sampled and tested either during or after stockpiling.

For testing during stockpiling, washed extraction samples shall be run at the minimum frequency of one sample per 500 tons (450 metric tons) for the first 2000 tons (1800 metric tons) and one sample per 2000 tons (1800 metric tons) thereafter. A minimum of five tests shall be required for stockpiles less than 4000 tons (3600 metric tons).

For testing after stockpiling, the Contractor shall submit a plan for approval to the District proposing a satisfactory method of sampling and testing the RAP/FRAP pile either in-situ or by restockpiling. The sampling plan shall meet the minimum frequency required above and detail the procedure used to obtain representative samples throughout the pile for testing.

Before extraction, each field sample shall be split to obtain two samples of test sample size. One of the two test samples from the final split shall be labeled and stored for Department use.

The Contractor shall extract the other test sample according to Department procedure. The Engineer reserves the right to test any sample (split or Department-taken) to verify Contractor test results.

Evaluation of Test Results. All of the extraction results shall be compiled and averaged for asphalt binder content and gradation and, when applicable G_{mm} . Individual extraction test results, when compared to the averages, will be accepted if within the tolerances listed below.

Parameter	FRAP/Homogeneous /Conglomerate	Conglomerate "D" Quality
1 in. (25 mm)		± 5 %
1/2 in. (12.5 mm)	± 8 %	± 15 %
No. 4 (4.75 mm)	± 6 %	± 13 %
No. 8 (2.36 mm)	± 5 %	
No. 16 (1.18 mm)		± 15 %
No. 30 (600 μm)	± 5 %	
No. 200 (75 μm)	± 2.0 %	± 4.0 %
Asphalt Binder	± 0.4 % ^{1/}	± 0.5 %
G_{mm}	± 0.03	

1/ The tolerance for FRAP shall be ± 0.3 %.

If more than 20 percent of the individual sieves are out of the gradation tolerances, or if more than 20 percent of the asphalt binder content test results fall outside the appropriate tolerances, the RAP/FRAP shall not be used in HMA unless the RAP/FRAP representing the failing tests is removed from the stockpile.

All test data and acceptance ranges shall be sent to the District for evaluation.

With the approval of the Engineer, the ignition oven may be substituted for extractions according to the Illinois Test Procedure, "Calibration of the Ignition Oven for the Purpose of Characterizing Reclaimed Asphalt Pavement (RAP)".

1031.04 Quality Designation of Aggregate in RAP/FRAP.

- (a) The aggregate quality of the RAP for homogenous, conglomerate, and conglomerate "D" quality stockpiles shall be set by the lowest quality of coarse aggregate in the RAP stockpile and are designated as follows.
 - (1) RAP from Class I, Superpave (High ESAL)/HMA (High ESAL), or HMA (Low ESAL) IL-9.5L surface mixtures are designated as containing Class B quality coarse aggregate.
 - (2) RAP from Superpave (Low ESAL)/HMA (Low ESAL) IL-19.0L binder mixture is designated as Class D quality coarse aggregate.

(3) RAP from Class I, Superpave (High ESAL), or HMA (High ESAL) binder mixtures, bituminous base course mixtures, and bituminous base course widening mixtures are designated as containing Class C quality coarse aggregate.

(4) RAP from bituminous stabilized subbase and BAM shoulders are designated as containing Class D quality coarse aggregate.

(b) The aggregate quality of FRAP shall be determined as follows.

Fractionated stockpiles containing plus #4 (4.75 mm) sieve coarse aggregate shall have a maximum tonnage of 5000 tons (4500 metric tons). The Contractor shall obtain a representative sample witnessed by the Engineer. The sample shall be a minimum of 50 lb (25 kg). The sample shall be extracted according to Illinois Modified AASHTO T 164 by a consultant prequalified by the Department for the specified testing. The consultant shall submit the test results along with the recovered aggregate to the District Office. The cost for this testing shall be paid by the Contractor. The District will forward the sample to the BMPR Aggregate Lab for MicroDeval Testing, according to Illinois Modified AASHTO T 327. A maximum loss of 15.0 percent will be applied for all HMA applications.”

1031.05 Use of RAP/FRAP in HMA. The use of RAP/FRAP shall be a Contractor’s option when constructing HMA in all contracts. The use of RAP/FRAP in HMA shall be as follows.

(a) Coarse Aggregate Size. The coarse aggregate in all RAP shall be equal to or less than the nominal maximum size requirement for the HMA mixture to be produced.

(b) Steel Slag Stockpiles. RAP stockpiles containing steel slag or other expansive material, as determined by the Department, shall be homogeneous and will be approved for use in HMA (High ESAL and Low ESAL) surface mixtures only.

(c) Use in HMA Surface Mixtures (High and Low ESAL). RAP/FRAP stockpiles for use in HMA surface mixtures (High and Low ESAL) shall be FRAP or homogeneous in which the coarse aggregate is Class B quality or better.

(d) Use in HMA Binder Mixtures (High and Low ESAL), HMA Base Course, and HMA Base Course Widening. RAP/FRAP stockpiles for use in HMA binder mixtures (High and Low ESAL), HMA base course, and HMA base course widening shall be FRAP, homogeneous, or conglomerate, in which the coarse aggregate is Class C quality or better.

(e) Use in Shoulders and Subbase. RAP/FRAP stockpiles for use in HMA shoulders and stabilized subbase (HMA) shall be FRAP, homogeneous, conglomerate, or conglomerate DQ.

(f) When the Contractor chooses the RAP option, the percentage of RAP shall not exceed the amounts indicated in the table below for a given N Design.

Max RAP Percentage

HMA Mixtures ^{1/, 3/}	Maximum % RAP			
	Ndesign	Binder/Leveling Binder	Surface	Polymer Modified
30	30	30	30	10
50	25	15	15	10
70	15 / 25 ^{2/}	10 / 15 ^{2/}	10 / 15 ^{2/}	10
90	10	10	10	10
105	10	10	10	10

- 1/ For HMA shoulder and stabilized subbase (HMA) N-30, the amount of RAP shall not exceed 50% of the mixture.
- 2/ Value of Max % RAP if homogeneous RAP stockpile of IL-9.5 RAP is utilized.
- 3/ When RAP exceeds 20 percent, the high and low virgin asphalt binder grades shall each be reduced by one grade (i.e. 25 percent RAP would require a virgin asphalt binder grade of PG64-22 to be reduced to a PG58-28). If warm mix asphalt (WMA) technology is utilized, and production temperatures do not exceed 275°F (135 °C) the grades shall be reduced as follows:

Overlays:

When WMA contains between 20 and 30 percent RAP the high temperature shall be reduced by one grade (i.e. 25 percent RAP would require a virgin asphalt binder grade of PG64-22 to be reduced to a PG58-22). When WMA contains 30 percent or more RAP the high and low temperature grades shall each be reduced by one grade (i.e. 35 percent RAP would require a virgin asphalt binder grade of PG64-22 to be reduced to a PG58-28).

Full Depth:

When WMA contains between 20 and 30 percent RAP, the low temperature shall be reduced by one grade (i.e. 25 percent RAP would require a virgin asphalt binder grade of PG64-22 to be reduced to a PG64-28). When the WMA contains 30 percent or more RAP the high and low temperature grades shall each be reduced by one grade (i.e. 35 percent RAP would require a virgin asphalt binder grade of PG64-22 to be reduced to a PG58-28).

- (g) When the Contractor chooses the FRAP option, the percentage of FRAP shall not exceed the amounts indicated in the table below for a given N Design.

Max FRAP Percentage

HMA Mixtures ^{1/, 2/}	Maximum % FRAP			
	Ndesign	Binder/Leveling Binder	Surface	Polymer Modified
30	35	35	35	10
50	30	25	25	10
70	25	20	20	10
90	20	15	15	10
105	10	10	10	10

- 1/ For HMA shoulder and stabilized subbase (HMA) N30, the amount of FRAP shall not exceed 50 percent of the mixture.
- 2/ When FRAP exceeds 20 percent, the high and low virgin asphalt binder grades shall each be reduced by one grade (i.e. 25 percent FRAP would require a virgin asphalt binder grade of PG64-22 to be reduced to a PG58-28). If warm mix asphalt (WMA) technology is utilized, and production temperatures do not exceed 275°F (135 °C) the grades shall be reduced as follows:

Overlays:

When WMA contains between 20 and 30 percent FRAP the high temperature shall be reduced by one grade (i.e. 25 percent FRAP would require a virgin asphalt binder grade of PG64-22 to be reduced to a PG58-22). When WMA contains 30 percent or more FRAP the high and low temperature grades shall each be reduced by one grade (i.e. 35 percent FRAP would require a virgin asphalt binder grade of PG64-22 to be reduced to a PG58-28).

Full Depth:

When WMA contains between 20 and 30 percent FRAP, the low temperature shall be reduced by one grade (i.e. 25 percent FRAP would require a virgin asphalt binder grade of PG64-22 to be reduced to a PG64-28). When the WMA contains 30 percent or more FRAP the high and low temperature grades shall each be reduced by one grade (i.e. 35 percent FRAP would require a virgin asphalt binder grade of PG64-22 to be reduced to a PG58-28).

1031.06 HMA Mix Designs. At the Contractor's option, HMA mixtures may be constructed utilizing RAP/FRAP material meeting the above detailed requirements.

RAP/FRAP designs shall be submitted for volumetric verification. If additional RAP/FRAP stockpiles are tested and found that no more than 20 percent of the results, as defined under "Testing" herein, are outside of the control tolerances set for the original RAP/FRAP stockpile and HMA mix design, and meets all of the requirements herein, the additional RAP/FRAP stockpiles may be used in the original mix design at the percent previously verified.

1031.07 HMA Production. The coarse aggregate in all RAP used shall be equal to or less than the nominal maximum size requirement for the HMA mixture being produced.

To remove or reduce agglomerated material, a scalping screen, gator, crushing unit, or comparable sizing device approved by the Engineer shall be used in the RAP feed system to remove or reduce oversized material. If material passing the sizing device adversely affects the mix production or quality of the mix, the sizing device shall be set at a size specified by the Engineer.

If the RAP/FRAP control tolerances or QC/QA test results require corrective action, the Contractor shall cease production of the mixture containing RAP/FRAP and either switch to the virgin aggregate design or submit a new RAP/FRAP design.

HMA plants utilizing RAP/FRAP shall be capable of automatically recording and printing the following information.

(a) Dryer Drum Plants.

- (1) Date, month, year, and time to the nearest minute for each print.
- (2) HMA mix number assigned by the Department.
- (3) Accumulated weight of dry aggregate (combined or individual) in tons (metric tons) to the nearest 0.1 ton (0.1 metric ton).
- (4) Accumulated dry weight of RAP/FRAP in tons (metric tons) to the nearest 0.1 ton (0.1 metric ton).
- (5) Accumulated mineral filler in revolutions, tons (metric tons), etc. to the nearest 0.1 unit.
- (6) Accumulated asphalt binder in gallons (liters), tons (metric tons), etc. to the nearest 0.1 unit.
- (7) Residual asphalt binder in the RAP/FRAP material as a percent of the total mix to the nearest 0.1 percent.
- (8) Aggregate and RAP/FRAP moisture compensators in percent as set on the control panel. (Required when accumulated or individual aggregate and RAP/FRAP are printed in wet condition.)

(b) Batch Plants.

- (1) Date, month, year, and time to the nearest minute for each print.
- (2) HMA mix number assigned by the Department.
- (3) Individual virgin aggregate hot bin batch weights to the nearest pound (kilogram).
- (4) Mineral filler weight to the nearest pound (kilogram).
- (5) RAP/FRAP weight to the nearest pound (kilogram).
- (6) Virgin asphalt binder weight to the nearest pound (kilogram).
- (7) Residual asphalt binder in the RAP/FRAP material as a percent of the total mix to the nearest 0.1 percent.

The printouts shall be maintained in a file at the plant for a minimum of one year or as directed by the Engineer and shall be made available upon request. The printing system will be inspected by the Engineer prior to production and verified at the beginning of each construction season thereafter.

1031.08 RAP in Aggregate Surface Course and Aggregate Shoulders. The use of RAP in aggregate surface course and aggregate shoulders shall be as follows.

- (a) Stockpiles and Testing. RAP stockpiles may be any of those listed in Article 1031.02, except “Non-Quality” and “FRAP”. The testing requirements of Article 1031.03 shall not apply.
- (b) Gradation. One hundred percent of the RAP material shall pass the 1 1/2 in. (37.5 mm) sieve. The RAP material shall be reasonably well graded from coarse to fine. RAP material that is gap-graded or single sized will not be accepted.”

REFLECTIVE SHEETING ON CHANNELIZING DEVICES (BDE)

Effective: April 1, 2007

Revised: November 1, 2008

Revise the seventh paragraph of Article 1106.02 of the Standard Specifications to read:

“At the time of manufacturing, the retroreflective prismatic sheeting used on channelizing devices shall meet or exceed the initial minimum coefficient of retroreflection as specified in the following table. Measurements shall be conducted according to ASTM E 810, without averaging. Sheeting used on cones, drums and flexible delineators shall be reboundable as tested according to ASTM D 4956. Prestriped sheeting for rigid substrates on barricades shall be white and orange. [The sheeting shall be uniform in color and devoid of streaks throughout the length of each roll. The color shall conform to the latest appropriate standard color tolerance chart issued by the U.S. Department of Transportation, Federal Highway Administration, and to the daytime and nighttime color requirements of ASTM D 4956.](#)

Initial Minimum Coefficient of Retroreflection candelas/foot candle/sq ft (candelas/lux/sq m) of material				
Observation Angle (deg.)	Entrance Angle (deg.)	White	Orange	Fluorescent Orange
0.2	-4	365	160	150
0.2	+30	175	80	70
0.5	-4	245	100	95
0.5	+30	100	50	40”

Revise the first sentence of the first paragraph of Article 1106.02(c) of the Standard Specifications to read:

“Barricades and vertical panels shall have alternating white and orange stripes sloping downward at 45 degrees toward the side on which traffic will pass.”

Revise the third sentence of the first paragraph of Article 1106.02(d) of the Standard Specifications to read:

“The bottom panels shall be 8 x 24 in. (200 x 600 mm) with alternating white and orange stripes sloping downward at 45 degrees toward the side on which traffic will pass.”

REINFORCEMENT BARS - STORAGE AND PROTECTION (BDE)

Effective: August 1, 2008

Revised: April 1, 2009

Revise Article 508.03 of the Standard Specifications to read:

“508.03 Storage and Protection. Reinforcement bars shall be stored off the ground using platforms, skids, or other supports; and shall be protected from mechanical injury and from deterioration by exposure. Epoxy coated bars shall be stored on wooden or padded steel cribbing and all systems for handling shall have padded contact areas. The bars or bundles shall not be dragged or dropped.

When epoxy coated bars are stored in a manner where they will be exposed to the weather more than 60 days prior to use, they shall be protected from deterioration such as that caused by sunlight, salt spray, and weather exposure. The protection shall consist of covering with opaque polyethylene sheeting or other suitable opaque material. The covering shall be secured and allow for air circulation around the bars to minimize condensation under the cover.

Covering of the epoxy coated bars will not be required when the bars are installed and tied, or when they are partially incorporated into the concrete.”

SELF-CONSOLIDATING CONCRETE FOR CAST-IN-PLACE CONSTRUCTION (BDE)

Effective: November 1, 2005

Revised: January 1, 2009

Definition. Self-consolidating concrete is a flowable mixture that does not require mechanical vibration for consolidation.

Usage. Self-consolidating concrete may be used for cast-in-place concrete construction items involving Class MS, DS, and SI concrete.

Materials. Materials shall be according to Section 1021 of the Standard Specifications.

Mix Design Criteria. Article 1020.04 of the Standard Specifications shall apply, except as follows:

- (a) The cement factor shall be according to Article 1020.04 of the Standard Specifications. If the maximum cement factor is not specified, it shall not exceed 7.05 cwt/cu yd (418 kg/cu m). The cement factor shall not be reduced if a water-reducing, retarding, or high range water-reducing admixture is used.
- (b) The maximum allowable water/cement ratio shall be according to Article 1020.04 of the Standard Specifications or 0.44, whichever is lower.
- (c) The slump requirements shall not apply.
- (d) The coarse aggregate gradations shall be CA 13, CA 14, CA 16, or a blend of these gradations. CA 11 may be used when the Contractor provides satisfactory evidence to the Engineer that the mix will not segregate. The fine aggregate proportion shall be a maximum 50 percent by weight (mass) of the total aggregate used.

- (e) The slump flow range shall be ± 2 in. (± 50 mm) of the Contractor target value, and within the overall Department range of 20 in. (510 mm) minimum to 28 in. (710 mm) maximum.
- (f) The visual stability index shall be a maximum of 1.
- (g) The J-ring value shall be a maximum of 4 in. (100 mm). The Contractor may specify a lower maximum in the mix design.
- (h) The L-box blocking ratio shall be a minimum of 60 percent. The Contractor may specify a higher minimum in the mix design.
- (i) The column segregation index shall be a maximum 15 percent.
- (j) The hardened visual stability index shall be a maximum of 1.

Test Methods. Illinois Test Procedures SCC-1, SCC-2, SCC-3, SCC-4, SCC-5, SCC-6, and Illinois Modified AASHTO T 22, 23, 121, 126, 141, 152, 177, 196, and 309 shall be used for testing of self-consolidating concrete mixtures.

Mix Design Submittal. The Contractor's Level III PCC Technician shall submit a mix design according to the "Portland Cement Concrete Level III Technician" course manual, except target slump information is not applicable and will not be required. However, a slump flow target range shall be submitted. In addition, the design mortar factor may exceed 1.10 and durability test data will be waived.

A J-ring value shall be submitted if a lower mix design maximum will apply. An L-box blocking ratio shall be submitted if a higher mix design minimum will apply. The Contractor shall also indicate applicable construction items for the mix design.

Trial mixture information will be required by the Engineer. A trial mixture is a batch of concrete tested by the Contractor to verify the Contractor's mix design will meet specification requirements. Trial mixture information shall include test results as specified in the "Portland Cement Concrete Level III Technician" course manual. Test results shall also include slump flow, visual stability index, J-ring value, L-box blocking ratio, column segregation index, and hardened visual stability index. For the trial mixture, the slump flow shall be near the midpoint of the proposed slump flow target range.

Trial Batch. A minimum 2 cu yd (1.5 cu m) trial batch shall be produced, and the self-consolidating concrete admixture dosage proposed by the Contractor shall be used. The slump flow shall be within 1.0 in. (25 mm) of the maximum slump flow range specified by the Contractor, and the air content shall be within the top half of the allowable specification range.

The trial batch shall be scheduled a minimum of 21 calendar days prior to anticipated use and shall be performed in the presence of the Engineer.

The Contractor shall provide the labor, equipment, and materials to test the concrete. The mixture will be evaluated by the Engineer for strength, air content, slump flow, visual stability index, J-ring value, L-box blocking ratio, column segregation index, and hardened visual stability index.

Upon review of the test data from the trial batch, the Engineer will verify or deny the use of the mix design and notify the Contractor. Verification by the Engineer will include the Contractor's target slump flow range. If applicable, the Engineer will verify the Contractor's maximum J-ring value and minimum L-box blocking ratio.

A new trial batch will be required whenever there is a change in the source of any component material, proportions beyond normal field adjustments, dosage of the self-consolidating concrete admixture, batch sequence, mixing speed, mixing time, or as determined by the Engineer. The testing criteria for the new trial batch will be determined by the Engineer.

When necessary, the trial batches shall be disposed of according to Article 202.03 of the Standard Specifications.

Mixing Portland Cement Concrete. In addition to Article 1020.11 of the Standard Specifications, the mixing time for central-mixed concrete shall not be reduced as a result of a mixer performance test. Truck-mixed or shrink-mixed concrete shall be mixed in a truck mixer for a minimum of 100 revolutions.

Wash water, if used, shall be completely discharged from the drum or container before the succeeding batch is introduced.

The batch sequence, mixing speed, and mixing time shall be appropriate to prevent cement balls and mix foaming for central-mixed, truck-mixed, and shrink-mixed concrete.

Falsework and Forms. In addition to Articles 503.05 and 503.06 of the Standard Specifications, the Contractor shall ensure the design of the falsework and forms is adequate for the additional form pressure caused by the fluid concrete. Forms shall be tight to prevent leakage of fluid concrete.

When the form height for placing the self-consolidating concrete is greater than 10.0 ft (3.0 m), direct monitoring of form pressure shall be performed according to Illinois Test Procedure SCC-10. The monitoring requirement is a minimum, and the Contractor shall remain responsible for adequate design of the falsework and forms. A minimum of one sensor will be required below each point of concrete placement to measure the maximum pressure. The first sensor below the point of concrete placement shall be approximately 12 in. (300 mm) above the base of the formwork. Additional sensors shall be installed above the bottom sensor when the form height is greater than 10.0 ft (3.0 m) above the bottom sensor. The additional sensors shall be installed at a maximum vertical spacing of 10.0 ft (3.0 m). The Contractor shall record the formwork pressure during concrete placement. This information shall be used by the Contractor to prevent the placement rate from exceeding the maximum formwork pressure allowed, to monitor the thixotropic change in the concrete during the pour, and to make appropriate adjustments to the mix design. This information shall be provided to the Engineer during the pour.

Placing and Consolidating. Concrete placement and consolidation shall be according to Article 503.07 of the Standard Specifications, except as follows:

Revise the third paragraph of Article 503.07 of the Standard Specifications to read:

“Open troughs and chutes shall extend as nearly as practicable to the point of deposit. The drop distance of concrete shall not exceed 5 ft (1.5 m). If necessary, a tremie shall be used to meet this requirement. The maximum distance of horizontal flow from the point of deposit shall be 25 ft (7.6 m), unless approved otherwise by the Engineer. For drilled shafts, free fall placement will not be permitted.”

Delete the seventh, eighth, ninth, and tenth paragraphs of Article 503.07 of the Standard Specifications.

Add to the end of the eleventh paragraph of Article 503.07 of the Standard Specifications the following:

“Concrete shall be rodded with a piece of lumber, conduit, or vibrator if the material has lost its fluidity prior to placement of additional concrete. The vibrator shall be the pencil head type with a maximum diameter or width of 1 in. (25 mm). Any other method for restoring the fluidity of the concrete shall be approved by the Engineer.”

Quality Control by Contractor at Plant. The specified test frequencies for aggregate gradation, aggregate moisture, air content, unit weight/yield, and temperature shall be performed as indicated in the contract.

Slump flow, visual stability index, and J-ring or L-box tests shall be performed as needed to control production. The column segregation index test and hardened visual stability index test will not be required to be performed at the plant.

Quality Control by Contractor at Jobsite. The specified test frequencies for air content, strength, and temperature shall be performed as indicated in the contract.

Slump flow, visual stability index, and J-ring or L-box tests shall be performed on the first two truck deliveries of the day, and every 50 cu yd (40 cu m) thereafter. The Contractor shall select either the J-ring or L-box test for jobsite testing.

The column segregation index test will not be required to be performed at the jobsite. The hardened visual stability index test shall be performed on the first truck delivery of the day, and every 300 cu yd (230 cu m) thereafter. Slump flow, visual stability index, J-ring value or L-box blocking ratio, air content, and concrete temperature shall be recorded for each hardened visual stability index test.

The Contractor shall retain all hardened visual stability index cut cylinder specimens until the Engineer notifies the Contractor that the specimens may be discarded.

If mix foaming or other potential detrimental material is observed during placement or at the completion of the pour, the material shall be removed while the concrete is still plastic.

Quality Assurance by Engineer at Plant. For air content and aggregate gradation, quality assurance independent sample testing and split sample testing will be performed as indicated in the contract.

For slump flow, visual stability index, and J-ring or L-box tests, quality assurance independent sample testing and split sample testing will be performed as determined by the Engineer.

Quality Assurance by Engineer at Jobsite. For air content and strength, quality assurance independent sample testing and split sample testing will be performed as indicated in the contract.

For slump flow, visual stability index, J-ring or L-box, and hardened visual stability index tests, quality assurance independent sample testing will be performed as determined by the Engineer.

For slump flow and visual stability index quality assurance split sample testing, the Engineer will perform tests at the beginning of the project on the first three tests performed by the Contractor. Thereafter, a minimum of ten percent of total tests required of the Contractor will be performed per plant, which will include a minimum of one test per mix design. The acceptable limit of precision will be 1.5 in. (40 mm) for slump flow and a limit of precision will not apply to the visual stability index.

For the J-ring or the L-box quality assurance split sample testing, a minimum of 80 percent of the total tests required of the Contractor will be witnessed by the Engineer per plant, which will include a minimum of one witnessed test per mix design. The Engineer reserves the right to conduct quality assurance split sample testing. The acceptable limit of precision will be 1.5 in. (40 mm) for the J-ring value and ten percent for the L-box blocking ratio.

For each hardened visual stability index test performed by the Contractor, the cut cylinders shall be presented to the Engineer for determination of the rating. The Engineer reserves the right to conduct quality assurance split sample testing. A limit of precision will not apply to the hardened visual stability index.

SELF-CONSOLIDATING CONCRETE FOR PRECAST PRODUCTS (BDE)

Effective: July 1, 2004

Revised: January 1, 2007

Definition. Self-consolidating concrete is a flowable mixture that does not require mechanical vibration for consolidation.

Usage. Self-consolidating concrete may be used for precast concrete products.

Materials. Materials shall be according to Section 1021 of the Standard Specifications.

Mix Design Criteria. The mix design criteria shall be as follows:

- (a) The minimum cement factor shall be according to Article 1020.04 of the Standard Specifications. If the maximum cement factor is not specified, it shall not exceed 7.05 cwt/cu yd (418 kg/cu m).

- (b) The maximum allowable water/cement ratio shall be according to Article 1020.04 of the Standard Specifications or 0.44, whichever is lower.
- (c) The slump requirements of Article 1020.04 of the Standard Specifications shall not apply.
- (d) The coarse aggregate gradations shall be CA 13, CA 14, CA 16, or a blend of these gradations. CA 11 may be used when the Contractor provides satisfactory evidence to the Engineer that the mix will not segregate. The fine aggregate proportion shall be a maximum 50 percent by weight (mass) of the total aggregate used.
- (e) The slump flow range shall be ± 2 in. (± 50 mm) of the Contractor target value, and within the overall Department range of 20 in. (510 mm) minimum to 28 in. (710 mm) maximum.
- (f) The visual stability index shall be a maximum of 1.
- (g) The J-ring value shall be a maximum of 4 in. (100 mm). The Contractor may specify a lower maximum in the mix design.
- (h) The L-box blocking ratio shall be a minimum of 60 percent. The Contractor may specify a higher minimum in the mix design.
- (i) The column segregation index shall be a maximum 15 percent.
- (j) The hardened visual stability index shall be a maximum of 1.

Placing and Consolidating. The maximum distance of horizontal flow from the point of deposit shall be 25 ft (7.6 m), unless approved otherwise by the Engineer.

Concrete shall be rodded with a piece of lumber, conduit, or vibrator if the material has lost its fluidity prior to placement of additional concrete. The vibrator shall be the pencil head type with a maximum diameter or width of 1 in. (25 mm). Any other method for restoring the fluidity of the concrete shall be approved by the Engineer.

Mix Design Approval. The Contractor shall obtain mix design approval according to the Department's Policy Memorandum "Quality Control/Quality Assurance Program for Precast Concrete Products".

SUBCONTRACTOR MOBILIZATION PAYMENTS (BDE)

Effective: April 2, 2005

To account for the preparatory work and operations necessary for the movement of subcontractor personnel, equipment, supplies, and incidentals to the project site and for all other work or operations that must be performed or costs incurred when beginning work approved for subcontracting in accordance with Article 108.01 of the Standard Specifications, the Contractor shall make a mobilization payment to each subcontractor.

This mobilization payment shall be made at least 14 days prior to the subcontractor starting work. The amount paid shall be equal to 3 percent of the amount of the subcontract reported on form BC 260A submitted for the approval of the subcontractor's work.

This provision shall be incorporated directly or by reference into each subcontract approved by the Department.

SURFACE TESTING OF PAVEMENTS (BDE)

Effective: April 1, 2002

Revised: January 1, 2007

Hot-Mix Asphalt (HMA) Overlays

Revise Article 406.03(h) of the Standard Specifications to read:

“(h) Pavement Surface Test Equipment 1101.10”

Revise Article 406.11 of the Standard Specifications to read:

“**406.11 Surface Tests.** The finished surface of the pavement shall be tested for smoothness within three days of paving. Testing shall be performed in the presence of the Engineer.

Prior to testing, a copy of the approval letter and recorded settings from the Profile Equipment Verification (PEV) Program shall be submitted to the Engineer; and all objects and debris shall be removed from the pavement.

(a) Test Sections/Equipment.

- (1) High-Speed Mainline Pavement. High-speed mainline pavement shall consist of pavements, ramps, and loops with a posted speed greater than 45 mph. These sections shall be tested using a profile testing device.
- (2) Low-Speed Mainline Pavement. Low-speed mainline pavement shall consist of pavements, ramps, and loops with a posted speed of 45 mph or less. These sections shall be tested using a profile testing device.
- (3) Miscellaneous Pavement. Miscellaneous pavement shall consist of:
 - a. pavement on horizontal curves with a centerline radius of curvature of less than or equal to 1000 ft (300 m) and pavement within the superelevation transition of such curves;
 - b. pavement on vertical curves having a length of less than or equal to 200 ft (60 m) in combination with an algebraic change in tangent grades greater than or equal to three percent, as may occur on urban ramps or other constricted-space facilities;

- c. the first or last 15 ft (4.5 m) of a pavement section where the Contractor is not responsible for the adjoining surface;
- d. intersections;
- e. variable width pavements;
- f. side street returns;
- g. crossovers;
- h. connector pavement from mainline pavement expansion joint to the bridge approach pavement;
- i. bridge approach pavement; and
- j. other miscellaneous pavement surfaces (i.e. a turn lane) as determined by the Engineer.

Miscellaneous pavement shall be tested using a 16 ft (5 m) straightedge set to a 3/8 in. (10 mm) tolerance.

(b) Lots/Sublots. Mainline pavement test sections will be divided into lots and sublots.

(1) Lots. A lot will be defined as a continuous strip of pavement 1 mile (1600 m) long and one lane wide. When the length of a continuous strip of pavement is less than 1 mile (1600 m), that pavement will be included in an adjacent lot. Structures will be omitted when measuring pavement length.

(2) Sublots. Lots will be divided into 0.1 mile (160 m) sublots. A partial subplot greater than or equal to 250 ft (76 m) resulting from an interruption in the pavement will be subject to the same evaluation as a whole subplot. Partial sublots less than 250 ft (76 m) shall be included with the previous subplot for evaluation purposes.

(c) Testing Procedure. One wheel track shall be tested per lane. Testing shall be performed 3 ft (1 m) from and parallel to the edge of the lane away from traffic. A guide shall be used to maintain the proper distance.

The profile trace generated shall have stationing indicated every 500 ft (150 m) at a minimum. Both ends of the profile trace shall be labeled with the following information: contract number, beginning and ending stationing, which direction is up on the trace, which direction the data was collected, and the device operator name(s). The top portion of the Department supplied form, "Profile Report of Pavement Smoothness" shall be completed and secured around the trace roll.

Although surface testing of intermediate lifts will not be required, they may be performed at the Contractor's option. When this option is chosen, the testing shall be performed and the profile traces shall be generated as described above.

The Engineer may perform his/her own testing at any time for monitoring and comparison purposes.

- (d) Trace Reduction and Bump Locating Procedure. All traces shall be reduced. Traces produced by a mechanical recorder shall be reduced using an electronic scanner and computer software. This software shall calculate the profile index of each subplot in in./mile (mm/km) and indicate any high points (bumps) in excess of 0.30 in. (8 mm) with a line intersecting the profile on the printout. Computerized recorders shall provide the same information.

The profile index of each track, average profile index of each subplot, average profile index of the lot and locations of bumps shall be recorded on the form.

All traces and reports shall be provided within two working days of completing the testing to the Engineer for the project file. Traces from either a computerized profile testing device or analysis software used with a manual profile testing device shall display the settings used for the data reduction. The Engineer will compare these settings with the approved settings from the PEV Program. If the settings do not match, the results will be rejected and the section shall be retested/reanalyzed with the appropriate settings.

The Engineer will use the results of the testing to evaluate paving methods and equipment. If the average profile index of a lot exceeds 40.0 in./mile (635 mm/km) for high-speed mainline pavement or 65.0 in./mile (1025 mm/km) for low-speed mainline pavement, the paving operation will be suspended until corrective action is taken by the Contractor.

- (e) Corrective Work. All bumps in excess of 0.30 in. (8 mm) in a length of 25 ft (8 m) or less shall be corrected. If the bump is greater than 0.50 in. (13 mm), the pavement shall be removed and replaced. The minimum length of pavement to be removed shall be 3 ft (900 mm).
- (1) High-Speed Mainline Pavement. Any subplot having a profile index within the range of, greater than 30.0 to 40.0 in./mile (475 to 635 mm/km) including bumps, shall be corrected to reduce the profile index to 30.0 in./mile (475 mm/km) or less on each trace. Any subplot having a profile index greater than 40.0 in./mile (635 mm/km) including bumps, shall be corrected to reduce the profile index to 30.0 in./mile (475 mm/km) or less on each trace, or replaced at the Contractor's option.
- (2) Low-Speed Mainline Pavement. Any subplot having a profile index within the range of, greater than 45.0 to 65.0 in./mile (710 to 1025 mm/km) including bumps, shall be corrected to reduce the profile index to 45.0 in./mile (710 mm/km) or less on each trace. Any subplot having a profile index greater than 65.0 in./mile (1025 mm/km) including bumps, shall be corrected to reduce the profile index to 45.0 in./mile (710 mm/km) or less on each trace, or replaced at the Contractor's option.
- (3) Miscellaneous Pavement. Surface variations which exceed the 3/8 in. (10 mm) tolerance will be marked by the Engineer and shall be corrected by the Contractor.

Corrective work shall be completed using either an approved grinding device consisting of multiple saws or by removing and replacing the pavement. Corrective work shall be applied to the full lane width. When completed, the corrected area shall have uniform texture and appearance, with the beginning and ending of the corrected area squared normal to the centerline of the paved surface.

Upon completion of the corrective work, the surface of the subplot(s) shall be retested. The Contractor shall furnish the profile tracing(s) and the completed form(s) to the Engineer within two working days after corrections are made. If the profile index and/or bumps still do not meet the requirements, additional corrective work shall be performed.

Corrective work shall be at no additional cost to the Department.

- (f) Smoothness Assessments. Assessments will be paid to or deducted from the Contractor for each subplot of mainline pavement, per the Smoothness Assessment Schedule. Assessments will be based on the average profile index of each subplot prior to performing any corrective work unless the Contractor has chosen to remove and replace the subplot. For sublots that are replaced, assessments will be based on the profile index determined after replacement.

Assessments will not be paid or deducted until all other contract requirements for the pavement are satisfied. Pavement that is corrected or replaced for reasons other than smoothness, shall be retested as stated herein.

SMOOTHNESS ASSESSMENT SCHEDULE (HMA Overlays)		
High-Speed Mainline Pavement Average Profile Index in./mile (mm/km)	Low-Speed Mainline Pavement Average Profile Index in./mile (mm/km)	Assessment per subplot
6.0 (95) or less	15.0 (240) or less	+\$150.00
>6.0 (95) to 10.0 (160)	>15.0 (240) to 25.0 (400)	+\$80.00
>10.0 (160) to 30.0 (475)	>25.0 (400) to 45.0 (710)	+\$0.00
>30.0 (475) to 40.0 (635)	>45.0 (710) to 65.0 (1025)	+\$0.00
Greater than 40.0 (635)	Greater than 65.0 (1025)	-\$300.00

Smoothness assessments will not be applied to miscellaneous pavement sections.”

Hot-Mix Asphalt (HMA) Pavement (Full-Depth)

Revise Article 407.09 of the Standard Specifications to read:

“**407.09 Surface Tests.** The finished surface of the pavement shall be tested for smoothness according to Article 406.11, except as follows:

Two wheel tracks shall be tested per lane. Testing shall be performed 3 ft (1 m) from and parallel to each lane edge.

SMOOTHNESS ASSESSMENT SCHEDULE (Full-Depth HMA)		
High-Speed Mainline Pavement Average Profile Index in./mile (mm/km)	Low-Speed Mainline Pavement Average Profile Index in./mile (mm/km)	Assessment per subplot
6.0 (95) or less		+\$800.00
>6.0 (95) to 11.0 (175)	15.0 (240) or less	+\$550.00
>11.0 (175) to 17.0 (270)	>15.0 (240) to 25.0 (400)	+\$350.00
>17.0 (270) to 30.0 (475)	>25.0 (400) to 45.0 (710)	+\$0.00
>30.0 (475) to 40.0 (635)	>45.0 (710) to 65.0 (1025)	+\$0.00
Greater than 40.0 (635)	Greater than 65.0 (1025)	-\$500.00"

Delete the third paragraph of Article 407.12 of the Standard Specifications.

Portland Cement Concrete Pavement

Revise Article 420.10 of the Standard Specifications to read:

“420.10 Surface Tests. The finished surface of the pavement shall be tested for smoothness according to Article 406.11, except as follows:

The finished surface of the pavement shall be tested for smoothness once the pavement has attained a flexural strength of 550 psi (3800 kPa) or a compressive strength of 3000 psi (20,700 kPa).

Two wheel tracks shall be tested per lane. Testing shall be performed 3 ft (1 m) from and parallel to each lane edge.

Membrane curing damaged during testing shall be repaired as directed by the Engineer at no additional cost to the Department.

No further texturing for skid resistance will be required for areas corrected by grinding. Protective coat shall be reapplied to ground areas according to Article 420.18 at no additional cost to the Department.

For pavement that is corrected by removal and replacement, the minimum length to be removed shall meet the requirements of either Class A or Class B patching.

SMOOTHNESS ASSESSMENT SCHEDULE (PCC)		
High-Speed Mainline Pavement Average Profile Index in./mile (mm/km)	Low-Speed Mainline Pavement Average Profile Index in./mile (mm/km)	Assessment per subplot
6.0 (95) or less		+\$1200.00
>6.0 (95) to 11.0 (175)	15.0 (240) or less	+\$950.00
>11.0 (175) to 17.0 (270)	>15.0 (240) to 25.0 (400)	+\$600.00
>17.0 (270) to 30.0 (475)	>25.0 (400) to 45.0 (710)	+\$0.00
>30.0 (475) to 40.0 (635)	>45.0 (710) to 65.0 (1025)	+\$0.00
Greater than 40.0 (635)	Greater than 65.0 (1025)	-\$750.00"

Delete the fourth paragraph of Article 420.20 of the Standard Specifications.

Testing Equipment

Revise Article 1101.10 of the Standard Specifications to read:

“1101.10 Pavement Surface Test Equipment. Required surface testing and analysis equipment and their jobsite transportation shall be provided by the Contractor.

(a) 16 ft (5 m) Straightedge. The 16 ft (5 m) straightedge shall consist of a metal I-beam mounted between two wheels spaced 16 ft (5 m) between the axles. Scratcher bolts which can be easily and accurately adjusted, shall be set at the 1/4, 1/2, and 3/4 points between the axles. A handle suitable for pushing and guiding shall be attached to the straightedge.

(b) Profile Testing Device. The profile testing device shall have a decal displayed to indicate it has been tested through the Profile Equipment Verification (PEV) Program administered by the Department.

(1) California Profilograph. The California Profilograph shall be either computerized or manual and have a frame 25 ft (8 m) in length supported upon multiple wheels at either end. The profile shall be recorded from the vertical movement of a wheel attached to the frame at mid point.

The California Profilograph shall be calibrated according to the manufacturer's recommendations and California Test 526. All calibration traces and calculations shall be submitted to the Engineer for the project file.

(2) Inertial Profiler. The inertial profiler shall be either an independent device or a system that can be attached to another vehicle using one or two non-contact sensors to measure the pavement profile. The inertial profiler shall be capable of performing a simulation of the California Profilograph to provide results in the Profile Index format.

The inertial profiler shall be calibrated according to the manufacturer's recommendations. All calibration traces and calculations shall be submitted to the Engineer for the project file.

- (3) Trace Analysis. The Contractor shall reduce/evaluate these traces using a 0.00 in. (0.0 mm) blanking band and determine a Profile Index in in./mile (mm/km) for each section of finished pavement surface. Traces produced using a computerized profile testing device will be evaluated without further reduction. When using a manual profile testing device, the Contractor shall provide an electronic scanner, a computer, and software to reduce the trace. All analysis equipment (electronic scanner, computerized recorder, etc.) shall be able to accept 0.00 in. (0.0 mm) for the blanking band.

All traces from pavement sections tested with the profile testing device shall be recorded on paper with scales of 300:1 longitudinally and 1:1 vertically. Equipment and software settings of the profile testing device and analysis equipment shall be set to those values approved through the PEV Program.

The Engineer may retest the pavement at any time to verify the accuracy of the equipment.”

TEMPORARY EROSION CONTROL (BDE)

Effective: November 1, 2002

Revised: January 1, 2010

Add the following to Article 280.02 of the Standard Specifications to read:

“(k) Filter Fabric1080.03”

Revise the third paragraph of Article 280.03 of the Standard Specifications to read:

“Erosion control systems shall be installed prior to beginning any activities which will potentially create erodible conditions. Erosion control systems for areas outside the limits of construction such as storage sites, plant sites, waste sites, haul roads, and Contractor furnished borrow sites shall be installed prior to beginning soil disturbing activities at each area. These offsite systems shall be designed by the Contractor and be subject to the approval of the Engineer.”

Add the following paragraph after the third paragraph of Article 280.03 of the Standard Specifications:

“The temporary erosion and sediment control systems shown on the plans represent the minimum systems anticipated for the project. Conditions created by the Contractor's operations, or for the Contractor's convenience, which are not covered by the plans, shall be protected as directed by the Engineer at no additional cost to the Department. Revisions or modifications of the erosion and sediment control systems shall have the Engineer's written approval.”

Revise Article 280.04(a) of the Standard Specifications to read:

“(a) Temporary Ditch Checks. This system consists of the construction of temporary ditch checks to prevent siltation, erosion, or scour of ditches and drainage ways. Temporary ditch checks shall be constructed with rolled excelsior, products from the Department’s approved list, or with aggregate placed on filter fabric when specified. Filter fabric shall be installed according to the requirements of Section 282. Riprap shall be placed according to Article 281.04. Manufactured ditch checks shall be installed according to the manufacturer’s specifications. Spacing of ditch checks shall be such that the low point in the center of one ditch check is at the same elevation as the base of the ditch check immediately upstream. Temporary ditch checks shall be sufficiently long enough that the top of the device in the middle of the ditch is lower than the bottom of the terminating ends of the ditch side slopes.”

Revise the last sentence of the first paragraph of Article 280.04(g) of the Standard Specifications to read:

“The temporary mulch cover shall be according to either Article 251.03 or 251.04 except for any reference to seeding.”

Revise Article 280.07(b) of the Standard Specifications to read:

“(b) Temporary Ditch Checks. This work will be measured for payment along the long axis of the device in place in feet (meters) except for aggregate ditch checks which will be measured for payment in tons (metric tons). Payment will not be made for aggregate in excess of 108 percent of the amount specified by the Engineer.”

Revise Article 280.07(f) of the Standard Specifications to read:

“(f) Temporary Mulch. This work will be measured for payment according to Article 251.05(b).”

Add the following paragraph after the ninth paragraph of Article 280.07 of the Standard Specifications:

“Temporary or permanent erosion control systems required for areas outside the limits of construction will not be measured for payment.”

Revise Article 280.08(b) of the Standard Specifications to read:

“(b) Temporary Ditch Checks. This work will be paid for at the contract unit price per foot (meter) for TEMPORARY DITCH CHECKS except for aggregate ditch checks which will be paid for at the contract unit price per ton (metric ton) for AGGREGATE DITCH CHECKS.”

Revise Article 280.08(f) of the Standard Specifications to read:

“(f) Temporary Mulch. Temporary Mulch will be paid for according to Article 251.06.”

Delete the tenth (last) paragraph of Article 280.08 of the Standard Specifications.

Revise the second sentence of the first paragraph of Article 1081.015(e) of the Standard Specifications to read:

“The upstream facing of the aggregate ditch check shall be constructed of gradation CA 3. The remainder of the ditch check shall be constructed of gradation RR 3.”

THERMOPLASTIC PAVEMENT MARKINGS (BDE)

Effective: January 1, 2007

Revise Article 1095.01(a)(2) of the Standard Specifications to read:

“(2) Pigment. The pigment used for the white thermoplastic compound shall be a high-grade pure (minimum 93 percent) titanium dioxide (TiO₂). The white pigment content shall be a minimum of ten percent by weight and shall be uniformly distributed throughout the thermoplastic compound.

The pigments used for the yellow thermoplastic compound shall not contain any hazardous materials listed in the Environmental Protection Agency Code of Federal Regulations (CFR) 40, Section 261.24, Table 1. The combined total of RCRA listed heavy metals shall not exceed 100 ppm when tested by X-ray fluorescence spectroscopy. The pigments shall also be heat resistant, UV stable and color-fast yellows, golds, and oranges, which shall produce a compound which shall match Federal Standard 595 Color No. 33538. The pigment shall be uniformly distributed throughout the thermoplastic compound.”

Revise Article 1095.01(b)(1)e. of the Standard Specifications to read:

“e. Daylight Reflectance and Color. The thermoplastic compound after heating for four hours ± five minutes at 425 ± 3 °F (218.3 ± 2 °C) and cooled at 77 °F (25 °C) shall meet the following requirements for daylight reflectance and color, when tested, using a color spectrophotometer with 45 degree circumferential/zero degree geometry, illuminant C, and two degree observer angle. The color instrument shall measure the visible spectrum from 380 to 720 nm with a wavelength measurement interval and spectral bandpass of 10 nm.

White: Daylight Reflectance75 percent min.

*Yellow: Daylight Reflectance45 percent min.

*Shall meet the coordinates of the following color tolerance chart.

x	0.490	0.475	0.485	0.530
y	0.470	0.438	0.425	0.456”

Revise Article 1095.01(b)(1)k. of the Standard Specifications to read:

- “k. Accelerated Weathering. After heating the thermoplastic for four hours \pm five minutes at 425 ± 3 °F (218.3 ± 2 °C) the thermoplastic shall be applied to a steel wool abraded aluminum alloy panel (Federal Test Std. No. 141, Method 2013) at a film thickness of 30 mils (0.70 mm) and allowed to cool for 24 hours at room temperature. The coated panel shall be subjected to accelerated weathering using the light and water exposure apparatus (fluorescent UV - condensation type) for 75 hours according to ASTM G 53 (equipped with UVB-313 lamps).

The cycle shall consist of four hours UV exposure at 122 °F (50 °C) followed by four hours of condensation at 104 °F (40 °C). UVB 313 bulbs shall be used. At the end of the exposure period, the panel shall not exceed 10 Hunter Lab Delta E units from the original material.”

TRAINING SPECIAL PROVISIONS

This Training Special Provision supersedes Section 7b of the Special Provision entitled “Specific Equal Employment Opportunity Responsibilities,” and is in implementation of 23 U.S.C. 140(a).

As part of the contractor’s equal employment opportunity affirmative action program, training shall be provided as follows:

The contractor shall provide on-the-job training aimed at developing full journeyman in the type of trade or job classification involved. The number of trainees to be trained under this contract will be 2. In the event the contractor subcontracts a portion of the contract work, he shall determine how many, if any, of the trainees are to be trained by the subcontractor, provided however, that the contractor shall retain the primary responsibility for meeting the training requirements imposed by this special provision. The contractor shall also insure that this Training Special Provision is made applicable to such subcontract. Where feasible, 25 percent of apprentices or trainees in each occupation shall be in their first year of apprenticeship or training.

The number of trainees shall be distributed among the work classifications on the basis of the contractor’s needs and the availability of journeymen in the various classifications within the reasonable area of recruitment. Prior to commencing construction, the contractor shall submit to the Illinois Department of Transportation for approval the number of trainees to be trained in each selected classification and training program to be used. Furthermore, the contractor shall specify the starting time for training in each of the classifications. The contractor will be credited for each trainee employed by him on the contract work who is currently enrolled or becomes enrolled in an approved program and will be reimbursed for such trainees as provided hereinafter.

Training and upgrading of minorities and women toward journeyman status is a primary objective of this Training Special Provision. Accordingly, the contractor shall make every effort to enroll minority trainees and women (e.g. by conducting systematic and direct recruitment through public and private sources likely to yield minority and women trainees) to the extent such persons are available within a reasonable area of recruitment. The contractor will be responsible for demonstrating the steps that he has taken in pursuance thereof, prior to a determination as to whether the contractor is in compliance with this Training Special Provision.

This training commitment is not intended, and shall not be used, to discriminate against any applicant for training, whether a member of a minority group or not.

No employee shall be employed as a trainee in any classification in which he has successfully completed a training course leading to journeyman status or in which he has been employed as a journeyman. The contractor should satisfy this requirement by including appropriate questions in the employee application or by other suitable means. Regardless of the method used the contractor's records should document the findings in each case.

The minimum length and type of training for each classification will be as established in the training program selected by the contractor and approved by the Illinois Department of Transportation and the Federal Highway Administration. The Illinois Department of Transportation and the Federal Highway Administration shall approve a program, if it is reasonably calculated to meet the equal employment opportunity obligations of the contractor and to qualify the average trainee for journeyman status in the classification concerned by the end of the training period. Furthermore, apprenticeship programs registered with the U.S. Department of Labor, Bureau of Apprenticeship and Training, or with a State apprenticeship agency recognized by the Bureau and training programs approved by not necessarily sponsored by the U.S. Department of Labor, Manpower Administration, Bureau of Apprenticeship and Training shall also be considered acceptable provided it is being administered in a manner consistent with the equal employment obligations of Federal-aid highway construction contracts. Approval or acceptance of a training program shall be obtained from the State prior to commencing work on the classification covered by the program. It is the intention of these provisions that training is to be provided in the construction crafts rather than clerk-typists or secretarial-type positions. Training is permissible in lower level management positions such as office engineers, estimators, timekeepers, etc., where the training is oriented toward construction applications. Training in the laborer classification may be permitted provided that significant and meaningful training is provided and approved by the Illinois Department of Transportation and the Federal Highway Administration. Some offsite training is permissible as long as the training is an integral part of an approved training program and does not comprise a significant part of the overall training.

Except as otherwise noted below, the contractor will be reimbursed 80 cents per hour of training given an employee on this contract in accordance with an approved training program. As approved by the Engineer, reimbursement will be made for training of persons in excess of the number specified herein. This reimbursement will be made even though the contractor receives additional training program funds from other sources, provided such other source does not specifically prohibit the contractor from receiving other reimbursement. Reimbursement for offsite training indicated above may only be made to the contractor where he does one or more of the following and the trainees are concurrently employed on a Federal-aid project; contributes to the cost of the training, provides the instruction to the trainee or pays the trainee's wages during the offsite training period.

No payment shall be made to the contractor if either the failure to provide the required training, or the failure to hire the trainee as a journeyman, is caused by the contractor and evidences a lack of good faith on the part of the contractor in meeting the requirement of this Training Special Provision. It is normally expected that a trainee will begin his training on the project as soon as feasible after start of work utilizing the skill involved and remain on the project as long as training opportunities exist in his work classification or until he has completed his training program.

It is not required that all trainees be on board for the entire length of the contract. A contractor will have fulfilled his responsibilities under this Training Special Provision if he has provided acceptable training to the number of trainees specified. The number trained shall be determined on the basis of the total number enrolled on the contract for a significant period.

Trainees will be paid at least 60 percent of the appropriate minimum journeyman's rate specified in the contract for the first half of the training period, 75 percent for the third quarter of the training period, and 90 percent for the last quarter of the training period, unless apprentices or trainees in an approved existing program are enrolled as trainees on this project. In that case, the appropriate rates approved by the Departments of Labor or Transportation in connection with the existing program shall apply to all trainees being trained for the same classification who are covered by this Training Special Provision.

The contractor shall furnish the trainee a copy of the program he will follow in providing the training. The contractor shall provide each trainee with a certification showing the type and length of training satisfactorily complete.

The contractor will provide for the maintenance of records and furnish periodic reports documenting his performance under this Training Special Provision.

METHOD OF MEASUREMENT The unit of measurement is in hours.

BASIS OF PAYMENT This work will be paid for at the contract unit price of 80 cents per hour for TRAINEES. The estimated total number of hours, unit price and total price have been included in the schedule of prices.

TRUCK MOUNTED/TRAILER MOUNTED ATTENUATORS (BDE)

Effective: January 1, 2010

Revise Article 701.03(k) of the Standard Specifications to read:

“(k) Truck Mounted/Trailer Mounted Attenuators 1106.02”

Revise Article 701.15(h) of the Standard Specifications to read:

“(h) Truck Mounted/Trailer Mounted Attenuators (TMA). TMA units shall have a roll ahead distance in the event of an impact. The TMA shall be between 100 and 200 ft (30 and 60 m) behind the vehicle ahead or the workers. This distance may be extended by the Engineer.

TMA host vehicles shall have the parking brake engaged when stationary.

The driver and passengers of the TMA host vehicle should exit the vehicle if the TMA is to remain stationary for 15 minutes or more in duration.”

Revise Article 1106.02(g) of the Standard Specifications to read:

“(g) Truck Mounted/Trailer Mounted Attenuators. The attenuator shall be a NCHRP 350 approved unit for Test Level 3. Test Level 2 may be used as directed by the Engineer for normal posted speeds less than or equal to 45 mph.”

WORKING DAYS (BDE)

Effective: January 1, 2002

The Contractor shall complete the work within **210** working days.

BITUMINOUS MATERIALS COST ADJUSTMENTS (BDE) (RETURN FORM WITH BID)

Effective: November 2, 2006

Revised: April 1, 2009

Description. Bituminous material cost adjustments will be made to provide additional compensation to the Contractor, or credit to the Department, for fluctuations in the cost of bituminous materials when optioned by the Contractor. The adjustments shall apply to permanent and temporary hot-mix asphalt (HMA) mixtures, bituminous surface treatments (cover and seal coats), and pavement preservation type surface treatments. The adjustments shall not apply to bituminous prime coats, tack coats, crack filling/sealing, or joint filling/sealing.

The bidder shall indicate on the attached form whether or not this special provision will be part of the contract and submit the completed form with his/her bid. Failure to submit the form, or failure to fill out the form completely, shall make this contract exempt of bituminous materials cost adjustments.

Method of Adjustment. Bituminous materials cost adjustments will be computed as follows.

$$CA = (BPI_P - BPI_L) \times (\%AC_V / 100) \times Q$$

- Where: CA = Cost Adjustment, \$.
BPI_P = Bituminous Price Index, as published by the Department for the month the work is performed, \$/ton (\$/metric ton).
BPI_L = Bituminous Price Index, as published by the Department for the month prior to the letting, \$/ton (\$/metric ton).
%AC_V = Percent of virgin Asphalt Cement in the Quantity being adjusted. For HMA mixtures, the % AC_V will be determined from the adjusted job mix formula. For bituminous materials applied, a performance graded or cutback asphalt will be considered to be 100% AC_V and undiluted emulsified asphalt will be considered to be 65% AC_V.
Q = Authorized construction Quantity, tons (metric tons) (see below).

For HMA mixtures measured in square yards: $Q, \text{ tons} = A \times D \times (G_{mb} \times 46.8) / 2000$. For HMA mixtures measured in square meters: $Q, \text{ metric tons} = A \times D \times (G_{mb} \times 24.99) / 1000$. When computing adjustments for full-depth HMA pavement, separate calculations will be made for the binder and surface courses to account for their different G_{mb} and % AC_V.

For bituminous materials measured in gallons: $Q, \text{ tons} = V \times 8.33 \text{ lb/gal} \times SG / 2000$
For bituminous materials measured in liters: $Q, \text{ metric tons} = V \times 1.0 \text{ kg/L} \times SG / 1000$

- Where: A = Area of the HMA mixture, sq yd (sq m).
D = Depth of the HMA mixture, in. (mm).
G_{mb} = Average bulk specific gravity of the mixture, from the approved mix design.
V = Volume of the bituminous material, gal (L).
SG = Specific Gravity of bituminous material as shown on the bill of lading.

Basis of Payment. Bituminous materials cost adjustments may be positive or negative but will only be made when there is a difference between the BPI_L and BPI_P in excess of five percent, as calculated by:

$$\text{Percent Difference} = \{(BPI_L - BPI_P) \div BPI_L\} \times 100$$

Bituminous materials cost adjustments will be calculated for each calendar month in which applicable bituminous material is placed; and will be paid or deducted when all other contract requirements for the work placed during the month are satisfied. The adjustments shall not apply during contract time subject to liquidated damages for completion of the entire contract.

RETURN WITH BID

ILLINOIS DEPARTMENT OF TRANSPORTATION

OPTION FOR BITUMINOUS MATERIALS COST ADJUSTMENTS

The bidder shall submit this completed form with his/her bid. Failure to submit the form, or failure to fill out the form completely, shall make this contract exempt of bituminous materials cost adjustments. After award, this form, when submitted, shall become part of the contract.

Contract No.: _____

Company Name: _____

Contractor's Option:

Is your company opting to include this special provision as part of the contract?

Yes No

Signature: _____ Date: _____

FUEL COST ADJUSTMENT (BDE) (RETURN FORM WITH BID)

Effective: April 1, 2009

Revised: July 1, 2009

Description. Fuel cost adjustments will be made to provide additional compensation to the Contractor, or a credit to the Department, for fluctuations in fuel prices when optioned by the Contractor. The bidder shall indicate on the attached form whether or not this special provision will be part of the contract and submit the completed form with his/her bid. Failure to submit the form or failure to indicate contract number, company name and sign and date the form shall make this contract exempt of fuel cost adjustments for all categories of work. Failure to indicate "Yes" for any category of work will make that category of work exempt from fuel cost adjustment.

General. The fuel cost adjustment shall apply to contract pay items as grouped by category. The adjustment shall only apply to those categories of work checked "Yes", and only when the cumulative plan quantities for a category exceed the required threshold. Adjustments to work items in a category, either up or down, and work added by adjusted unit price will be subject to fuel cost adjustment only when the category representing the added work was subject to the fuel cost adjustment. Added work paid for by time and materials will not be subject to fuel cost adjustment. Category descriptions and thresholds for application and the fuel usage factors which are applicable to each are as follows:

(a) Categories of Work.

- (1) Category A: Earthwork. Contract pay items performed under Sections 202, 204, and 206 including any modified standard or nonstandard items where the character of the work to be performed is considered earthwork. The cumulative total of all applicable item plan quantities shall exceed 25,000 cu yd (20,000 cu m). Included in the fuel usage factor is a weighted average 0.10 gal/cu yd (0.50 liters/cu m) factor for trucking.
- (2) Category B: Subbases and Aggregate Base Courses. Contract pay items constructed under Sections 311, 312 and 351 including any modified standard or nonstandard items where the character of the work to be performed is considered construction of a subbase or aggregate, stabilized or modified base course. The cumulative total of all applicable item plan quantities shall exceed 5000 tons (4500 metric tons). Included in the fuel usage factor is a 0.60 gal/ton (2.50 liters/metric ton) factor for trucking.
- (3) Category C: Hot-Mix Asphalt (HMA) Bases, Pavements and Shoulders. Contract pay items constructed under Sections 355, 406, 407 and 482 including any modified standard or nonstandard items where the character of the work to be performed is considered HMA bases, pavements and shoulders. The cumulative total of all applicable item plan quantities shall exceed 5000 tons (4500 metric tons). Included in the fuel usage factor is 0.60 gal/ton (2.50 liters/metric ton) factor for trucking.

- (4) Category D: Portland Cement Concrete (PCC) Bases, Pavements and Shoulders. Contract pay items constructed under Sections 353, 420, 421 and 483 including any modified standard or nonstandard items where the character of the work to be performed is considered PCC base, pavement or shoulder. The cumulative total of all applicable item plan quantities shall exceed 7500 sq yd (6000 sq m). Included in the fuel usage factor is 1.20 gal/cu yd (5.94 liters/cu m) factor for trucking.
- (5) Category E: Structures. Structure items having a cumulative bid price that exceeds \$250,000 for pay items constructed under Sections 502, 503, 504, 505, 512, 516 and 540 including any modified standard or nonstandard items where the character of the work to be performed is considered structure work when similar to that performed under these sections and not included in categories A through D.

(b) Fuel Usage Factors.

English Units		
Category	Factor	Units
A - Earthwork	0.34	gal / cu yd
B – Subbase and Aggregate Base courses	0.62	gal / ton
C – HMA Bases, Pavements and Shoulders	1.05	gal / ton
D – PCC Bases, Pavements and Shoulders	2.53	gal / cu yd
E – Structures	8.00	gal / \$1000

Metric Units		
Category	Factor	Units
A - Earthwork	1.68	liters / cu m
B – Subbase and Aggregate Base courses	2.58	liters / metric ton
C – HMA Bases, Pavements and Shoulders	4.37	liters / metric ton
D – PCC Bases, Pavements and Shoulders	12.52	liters / cu m
E – Structures	30.28	liters / \$1000

(c) Quantity Conversion Factors.

Category	Conversion	Factor
B	sq yd to ton	0.057 ton / sq yd / in depth
	sq m to metric ton	0.00243 metric ton / sq m / mm depth
C	sq yd to ton	0.056 ton / sq yd / in depth
	sq m to metric ton	0.00239 m ton / sq m / mm depth
D	sq yd to cu yd	0.028 cu yd / sq yd / in depth
	sq m to cu m	0.001 cu m / sq m / mm depth

Method of Adjustment. Fuel cost adjustments will be computed as follows.

$$CA = (FPI_P - FPI_L) \times FUF \times Q$$

Where: CA = Cost Adjustment, \$
FPI_P = Fuel Price Index, as published by the Department for the month the work is performed, \$/gal (\$/liter)
FPI_L = Fuel Price Index, as published by the Department for the month prior to the letting, \$/gal (\$/liter)
FUF = Fuel Usage Factor in the pay item(s) being adjusted
Q = Authorized construction Quantity, tons (metric tons) or cu yd (cu m)

The entire FUF indicated in paragraph (b) will be used regardless of use of trucking to perform the work.

Progress Payments. Fuel cost adjustments will be calculated for each calendar month in which applicable work is performed; and will be paid or deducted when all other contract requirements for the items of work are satisfied. The adjustments shall not apply during contract time subject to liquidated damages for completion of the entire contract.

Final Quantities. Upon completion of the work and determination of final pay quantities, an adjustment will be prepared to reconcile any differences between estimated quantities previously paid and the final quantities. The value for the balancing adjustment will be based on a weighted average of FPI_P and Q only for those months requiring the cost adjustment. The cost adjustment will be applicable to the final measured quantities of all applicable pay items.

Basis of Payment. Fuel cost adjustments may be positive or negative but will only be made when there is a difference between the FPI_L and FPI_P in excess of five percent, as calculated by:

$$\text{Percent Difference} = \{(FPI_L - FPI_P) \div FPI_L\} \times 100$$

Return With Bid

**ILLINOIS DEPARTMENT
OF TRANSPORTATION**

**OPTION FOR
FUEL COST ADJUSTMENT**

The bidder shall submit this completed form with his/her bid. Failure to submit the form or properly complete contract number, company name, and sign and date the form shall make this contract exempt of fuel cost adjustments in all categories. Failure to indicate "Yes" for any category of work at the time of bid will make that category of work exempt from fuel cost adjustment. After award, this form, when submitted shall become part of the contract.

Contract No.: _____

Company Name: _____

Contractor's Option:

Is your company opting to include this special provision as part of the contract plans for the following categories of work?

- | | | |
|--|-----|--------------------------|
| Category A Earthwork. | Yes | <input type="checkbox"/> |
| Category B Subbases and Aggregate Base Courses | Yes | <input type="checkbox"/> |
| Category C HMA Bases, Pavements and Shoulders | Yes | <input type="checkbox"/> |
| Category D PCC Bases, Pavements and Shoulders | Yes | <input type="checkbox"/> |
| Category E Structures | Yes | <input type="checkbox"/> |

Signature: _____ **Date:** _____

STEEL COST ADJUSTMENT (BDE) (RETURN FORM WITH BID)

Effective: April 2, 2004

Revised: April 1, 2009

Description. Steel cost adjustments will be made to provide additional compensation to the Contractor, or a credit to the Department, for fluctuations in steel prices when optioned by the Contractor. The bidder shall indicate on the attached form whether or not this special provision will be part of the contract and submit the completed form with his/her bid. Failure to submit the form or failure to indicate contract number, company name, and sign and date the form shall make this contract exempt of steel cost adjustments for all items of steel. Failure to indicate "Yes" for any item of work will make that item of steel exempt from steel cost adjustment.

Types of Steel Products. An adjustment will be made for fluctuations in the cost of steel used in the manufacture of the following items:

Metal Piling (excluding temporary sheet piling)
Structural Steel
Reinforcing Steel

Other steel materials such as dowel bars, tie bars, mesh reinforcement, guardrail, steel traffic signal and light poles, towers and mast arms, metal railings (excluding wire fence), and frames and grates will be subject to a steel cost adjustment when the pay items they are used in has a contract value of \$10,000 or greater.

Documentation. Sufficient documentation shall be furnished to the Engineer to verify the following:

- (a) The dates and quantity of steel, in lb (kg), shipped from the mill to the fabricator.
- (b) The quantity of steel, in lb (kg), incorporated into the various items of work covered by this special provision. The Department reserves the right to verify submitted quantities.

Method of Adjustment. Steel cost adjustments will be computed as follows:

$$SCA = Q \times D$$

Where: SCA = steel cost adjustment, in dollars
Q = quantity of steel incorporated into the work, in lb (kg)
D = price factor, in dollars per lb (kg)

$$D = MPI_M - MPI_L$$

Where: MPI_M = The Materials Cost Index for steel as published by the Engineering News-Record for the month the steel is shipped from the mill. The indices will be converted from dollars per 100 lb to dollars per lb (kg).

MPI_L = The Materials Cost Index for steel as published by the Engineering News-Record for the month prior to the letting. The indices will be converted from dollars per 100 lb to dollars per lb (kg).

The unit weights (masses) of steel that will be used to calculate the steel cost adjustment for the various items are shown in the attached table.

No steel cost adjustment will be made for any products manufactured from steel having a mill shipping date prior to the letting date.

If the Contractor fails to provide the required documentation, the method of adjustment will be calculated as described above; however, the MPI_M will be based on the date the steel arrives at the job site. In this case, an adjustment will only be made when there is a decrease in steel costs.

Basis of Payment. Steel cost adjustments may be positive or negative but will only be made when there is a difference between the MPI_L and MPI_M in excess of five percent, as calculated by:

$$\text{Percent Difference} = \{(MPI_L - MPI_M) \div MPI_L\} \times 100$$

Steel cost adjustments will be calculated by the Engineer and will be paid or deducted when all other contract requirements for the items of work are satisfied. Adjustments will only be made for fluctuations in the cost of the steel as described herein. No adjustment will be made for changes in the cost of manufacturing, fabrication, shipping, storage, etc.

The adjustments shall not apply during contract time subject to liquidated damages for completion of the entire contract.

Attachment

Item	Unit Mass (Weight)
Metal Piling (excluding temporary sheet piling) Furnishing Metal Pile Shells 12 in. (305 mm), 0.179 in. (3.80 mm) wall thickness Furnishing Metal Pile Shells 12 in. (305 mm), 0.250 in. (6.35 mm) wall thickness Furnishing Metal Pile Shells 14 in. (356 mm), 0.250 in. (6.35 mm) wall thickness Other piling	23 lb/ft (34 kg/m) 32 lb/ft (48 kg/m) 37 lb/ft (55 kg/m) See plans
Structural Steel	See plans for weights (masses)
Reinforcing Steel	See plans for weights (masses)
Dowel Bars and Tie Bars	6 lb (3 kg) each
Mesh Reinforcement	63 lb/100 sq ft (310 kg/sq m)
Guardrail Steel Plate Beam Guardrail, Type A w/steel posts Steel Plate Beam Guardrail, Type B w/steel posts Steel Plate Beam Guardrail, Types A and B w/wood posts Steel Plate Beam Guardrail, Type 2 Steel Plate Beam Guardrail, Type 6 Traffic Barrier Terminal, Type 1 Special (Tangent) Traffic Barrier Terminal, Type 1 Special (Flared)	20 lb/ft (30 kg/m) 30 lb/ft (45 kg/m) 8 lb/ft (12 kg/m) 305 lb (140 kg) each 1260 lb (570 kg) each 730 lb (330 kg) each 410 lb (185 kg) each
Steel Traffic Signal and Light Poles, Towers and Mast Arms Traffic Signal Post Light Pole, Tenon Mount and Twin Mount, 30 - 40 ft (9 - 12 m) Light Pole, Tenon Mount and Twin Mount, 45 - 55 ft (13.5 - 16.5 m) Light Pole w/Mast Arm, 30 - 50 ft (9 - 15.2 m) Light Pole w/Mast Arm, 55 - 60 ft (16.5 - 18 m) Light Tower w/Luminaire Mount, 80 - 110 ft (24 - 33.5 m) Light Tower w/Luminaire Mount, 120 - 140 ft (36.5 - 42.5 m) Light Tower w/Luminaire Mount, 150 - 160 ft (45.5 - 48.5 m)	11 lb/ft (16 kg/m) 14 lb/ft (21 kg/m) 21 lb/ft (31 kg/m) 13 lb/ft (19 kg/m) 19 lb/ft (28 kg/m) 31 lb/ft (46 kg/m) 65 lb/ft (97 kg/m) 80 lb/ft (119 kg/m)
Metal Railings (excluding wire fence) Steel Railing, Type SM Steel Railing, Type S-1 Steel Railing, Type T-1 Steel Bridge Rail	64 lb/ft (95 kg/m) 39 lb/ft (58 kg/m) 53 lb/ft (79 kg/m) 52 lb/ft (77 kg/m)
Frames and Grates Frame Lids and Grates	250 lb (115 kg) 150 lb (70 kg)

RETURN WITH BID

ILLINOIS DEPARTMENT OF TRANSPORTATION

OPTION FOR STEEL COST ADJUSTMENT

The bidder shall submit this completed form with his/her bid. Failure to submit the form or properly complete contract number, company name, and sign and date the form shall make this contract exempt of steel cost adjustments for all items of steel. Failure to indicate "Yes" for any item of work will make that item of steel exempt from steel cost adjustment. After award, this form, when submitted shall become part of the contract.

Contract No.: _____

Company Name: _____

Contractor's Option:

Is your company opting to include this special provision as part of the contract plans for the following items of work?

Metal Piling	Yes	<input type="checkbox"/>
Structural Steel	Yes	<input type="checkbox"/>
Reinforcing Steel	Yes	<input type="checkbox"/>
Dowel Bars, Tie Bars and Mesh Reinforcement	Yes	<input type="checkbox"/>
Guardrail	Yes	<input type="checkbox"/>
Steel Traffic Signal and Light Poles, Towers and Mast Arms	Yes	<input type="checkbox"/>
Metal Railings (excluding wire fence)	Yes	<input type="checkbox"/>
Frames and Grates	Yes	<input type="checkbox"/>

Signature: _____ **Date:** _____

Illinois Department of Transportation
PROJECT LABOR AGREEMENT

This Project Labor Agreement ("PLA") is entered into this _____ day of _____, by and between the Illinois Department of Transportation ("IDOT" or "Department") in its proprietary capacity, and each relevant Illinois AFL-CIO Building Trades Council made signatory hereto by the Illinois AFL-CIO Statewide Project Labor Agreement Committee on behalf of itself and each of its affiliated members (individually and collectively, the "Union"). This PLA shall apply to Construction Work (as defined herein) to be performed by IDOT's Prime Contractor and each of its relevant subcontractors of whatever tier ("Subcontractor" or "Subcontractors") on Contract 76830 (hereinafter, the "Project").

ARTICLE 1 - INTENT AND PURPOSES

- 1.1. This PLA is entered into in furtherance of Illinois Executive Order No. 2003-13. It is mutually understood and agreed that the terms and conditions of this PLA are intended to promote the public interest in obtaining timely and economical completion of the Project by encouraging productive and efficient construction operations; by establishing a spirit of harmony and cooperation among the parties; and by providing for peaceful and prompt settlement of any and all labor grievances or jurisdictional disputes of any kind without strikes, lockouts, slowdowns, delays or other disruptions to the prosecution of the work.
- 1.2. As a condition of the award of the contract for performance of work on the Project, IDOT's Prime Contractor and each of its Subcontractors shall be required to sign a "Contractor Letter of Assent", in the form attached hereto as Exhibit A, prior to commencing Construction Work on the Project. Each Union affiliate and separate local representing workers engaged in Construction Work on the Project in accordance with this PLA are bound to this agreement by the Illinois AFL-CIO Statewide Project Labor Agreement Committee which is the central committee established with full authority to negotiate and sign PLAs with the State on behalf of all respective crafts. Upon their signing the Letter of Assent, the Prime Contractor, each Subcontractor, and the individual Unions shall thereafter be deemed a party to this PLA. No party signatory to this PLA shall, contract or subcontract, nor permit any other person, firm, company or entity to contract or subcontract for the performance of Construction Work for the Project to any person, firm, company or entity that does not agree in writing to become bound by the terms of this PLA prior to commencing such work.
- 1.3. It is understood that the Prime Contractor(s) and each Subcontractor will be considered and accepted by the Unions as separate employers for the purposes of collective bargaining, and it is further agreed that the employees working under this PLA shall constitute a bargaining unit separate and distinct from all others. The Parties hereto also agree that this PLA shall be applicable solely with respect to this Project, and shall have no bearing on the interpretation of any other collective bargaining agreement or as to the recognition of any bargaining unit other than for the specific purposes of this Project.

- 1.4. In the event of a variance or conflict, whether explicit or implicit, between the terms and conditions of this PLA and the provisions of any other applicable national, area, or local collective bargaining agreement, the terms and conditions of this PLA shall supersede and control. For any work performed under the NTL Articles of Agreement, the National Stack/Chimney Agreement, the National Cooling Tower Agreement, the National Agreement of the International Union of Elevator Constructors, and for any instrument calibration work and loop checking performed under the UA/IBEW Joint National Agreement for Instrument and Control Systems Technicians, the preceding sentence shall apply only with respect to Articles I, II, V, VI, and VII.
- 1.5. Subject to the provisions of paragraph 1.4 of this Article, it is the parties' intent to respect the provisions of any other collective bargaining agreements that may now or hereafter pertain, whether between the Prime Contractor and one or more of the Unions or between a Subcontractor and one or more of the Unions. Accordingly, except and to the extent of any contrary provision set forth in this PLA, the Prime Contractor and each of its Subcontractors agrees to be bound and abide by the terms of the following in order of precedence: (a) the applicable collective bargaining agreement between the Prime Contractor and one or more of the Unions made signatory hereto; (b) the applicable collective bargaining agreement between a Subcontractor and one or more of the Unions made signatory hereto; or (c) the current applicable area collective bargaining agreement for the relevant Union that is the agreement certified by the Illinois Department of Labor for purposes of establishing the Prevailing Wage applicable to the Project. The Union will provide copies of the applicable collective bargaining agreements pursuant to part (c) of the preceding sentence to the Prime Contractor. Assignments by the Contractors amongst the trades shall be consistent with area practices; in the event of unresolved disagreements as to the propriety of such assignments, the provisions of Article VI shall apply.
- 1.6. Subject to the limitations of paragraphs 1.4 and 1.5 of this Article, the terms of each applicable collective bargaining agreement as determined in accordance with paragraph 1.5 are incorporated herein by reference, and the terms of this PLA shall be deemed incorporated into such other applicable collective bargaining agreements only for purposes of their application to the Project.
- 1.7. To the extent necessary to comply with the requirements of any fringe benefit fund to which the Prime Contractor or Subcontractor is required to contribute under the terms of an applicable collective bargaining agreement pursuant to the preceding paragraph, the Prime Contractor or Subcontractor shall execute all "Participation Agreements" as may be reasonably required by the Union to accomplish such purpose; provided, however, that such Participation Agreements shall, when applicable to the Prime Contractor or Subcontractor solely as a result of this PLA, be amended as reasonably necessary to reflect such fact. Upon written notice from any applicable fringe benefit fund, IDOT will withhold from the Prime Contractor payment of any delinquencies arising from this Project.

- 1.8. In the event that the applicable collective bargaining agreement between a Prime Contractor and the Union or between the Subcontractor and the Union expires prior to the completion of this Project, the expired applicable contract's terms will be maintained until a new applicable collective bargaining agreement is ratified. The wages and fringe benefits included in any new applicable collective bargaining agreement will apply on and after the effective date of the newly negotiated collective bargaining agreement, except to the extent wage and fringe benefit retroactivity is specifically agreed upon by the relevant bargaining parties.

ARTICLE II – APPLICABILITY, RECOGNITION, AND COMMITMENTS

- 2.1 The term Construction Work as used herein shall include all “construction, prosecution, completion, or repair” work performed by a “laborer or mechanic” at the “site of the work” for the purpose of “building” the specific structures and improvements that constitute the Project. Terms appearing within quotation marks in the preceding sentence shall have the meaning ascribed to them pursuant to 29 CFR Part 5.
- 2.2 By executing the Letters of Assent, Prime Contractor and each of its Subcontractors recognizes the Unions signatory to this PLA as the sole and exclusive bargaining representatives for their craft employees employed on the jobsite for this Project. Unions who are signatory to this PLA will have recognition on the Project for their craft.
- 2.3 The Prime Contractor and each of its Subcontractors retains and shall be permitted to exercise full and exclusive authority and responsibility for the management of its operations, except as expressly limited by the terms of this PLA or by the terms and conditions of the applicable collective bargaining agreement.
- 2.4 Except to the extent contrary to an express provision of the relevant collective bargaining agreement, equipment or materials used in the Project may be pre-assembled or pre-fabricated, and there shall be no refusal by the Union to handle, transport, install, or connect such equipment or materials. Equipment or materials delivered to the job-site will be unloaded and handled promptly without regard to potential jurisdictional disputes; any such disputes shall be handled in accordance with the provisions of this PLA.
- 2.5 Unions commit to furnishing qualified and skilled craft persons as required by the Prime Contractor and its Subcontractors in fulfillment of their obligations to complete the Project. In order to promote the long-term development of a skilled and knowledgeable work force, the parties are encouraged to utilize apprentices to the maximum extent permitted by the applicable collective bargaining agreement.
- 2.6 The parties are mutually committed to promoting a safe working environment for all personnel at the job site. It shall be the responsibility of each employer to which this PLA applies to provide and maintain safe working conditions for its employees, and to comply with all applicable federal, state, and local health and safety laws and regulations.

- 2.7 The use or furnishing of alcohol or drugs and the conduct of any other illegal activity at the job-site is strictly prohibited. The parties shall take every practical measure consistent with the terms of applicable collective bargaining agreements to ensure that the job-site is free of alcohol and drugs.
- 2.8 All parties to this PLA agree that they shall not discriminate against any employee based on race, creed, color, national origin, union activity, age, or gender as required by all applicable federal, state, and local laws.
- 2.9 The Parties hereto agree that engineering consultants and materials testing employees, to the extent subject to the terms of this PLA, shall be fully expected to objectively and responsibly perform their duties and obligations owed to the Department without regard to the potential union affiliation of such employees or of other employees on the Project.

ARTICLE III - ADMINISTRATION OF AGREEMENT

- 3.1 In order to assure that all parties have a clear understanding of the PLA and to promote harmony, a post-award pre-job conference will be held among the Prime Contractor, all Subcontractors and Union representatives prior to the start of any Construction Work on the Project. No later than the conclusion of such pre-job conference, the parties shall, among other matters, provide to one another contact information for their respective representatives (including name, address, phone number, facsimile number, e-mail). Nothing herein shall be construed to limit the right of the Department to discuss or explain the purpose and intent of this PLA with prospective bidders or other interested parties prior to or following its award of the job.
- 3.2 Representatives of the Prime Contractor and the Unions shall meet as often as reasonably necessary following award until completion of the Project to assure the effective implementation of this PLA.
- 3.3 Not less than once per month, Prime Contractor and all Subcontractors shall make available in writing to the Unions a Project status report that shall include, though not necessarily be limited to, planned activities for the next 30 day period and estimated numbers of employees by craft required for the next 30 day period. The purpose of this Project status report is to promote effective workforce planning and to facilitate resolution of any potential jurisdictional or other problems.
- 3.4 Not later than the earlier of (a) five business days following the pre-job conference, or (b) commencement of Construction Work, the Unions and Prime Contractor (on behalf of itself and all its subcontractors of whatever tier) shall confer and jointly designate a slate of three (3) permanent arbitrators (each a "Permanent Arbitrator") for the purpose of hearing disputes pursuant to Articles V and VII of this PLA. The slate of Permanent Arbitrators shall be selected from among the following individuals: Jack P. Cerone, Thomas F. Gibbons, Thomas G. Pagan, Robert Perkovich, Byron Yaffee, and Glenn A. Zipp. In the event that the Unions and Prime Contractor are not able to agree on a full slate of three Permanent Arbitrators, the Department, after consultation with the Unions and Prime Contractor, shall designate such additional Permanent Arbitrators as may be necessary to establish the full slate.

A single Permanent Arbitrator shall be selected from the slate of three on a rotating basis to adjudicate each arbitrable matter as it arises. In the event a Permanent Arbitrator is not available to adjudicate a particular matter in the order of rotation, the arbitration assignment shall pass to the next available Permanent Arbitrator.

ARTICLE IV - HOURS OF WORK AND GENERAL CONDITIONS

- 4.1 The standard work day for Construction Work on the Project shall be an established consecutive eight (8) hour period between the hours of 7:00 a.m. and 5:00 p.m. with one-half hour designated as unpaid period for lunch. The standard work week shall be five (5) consecutive days of work commencing on Monday. Starting time shall be established at the pre-job conference, and shall be applicable to all craft employees on the Project unless otherwise expressly agreed in writing. In the event Project site or other job conditions dictate a change in the established starting time and/or a staggered lunch period for portions of the Project or for specific crafts, the Prime Contractor, relevant Subcontractors and business managers of the specific crafts involved shall confer and mutually agree to such changes as appropriate. If proposed work schedule changes cannot be mutually agreed upon between the parties, the hours fixed at the time of the pre-job meeting shall prevail.
- 4.2 Shift work may be established and directed by the Prime Contractor or relevant Subcontractor as reasonably necessary or appropriate to fulfill the terms of its contract with the Department. If used, shift hours, rates and conditions shall be as provided in the applicable collective bargaining agreement.
- 4.3 The parties agree that chronic and/or unexcused absenteeism is undesirable and must be controlled in accordance with procedures established by the applicable collective bargaining agreement. Any employee disciplined for absenteeism in accordance with such procedures shall be suspended from all work on the Project for not less than the maximum period permitted under the applicable collective bargaining agreement.
- 4.4 Except as may be otherwise expressly provided by the applicable collective bargaining agreement, employment begins and ends at the Project site; employees shall be at their place of work at the starting time; and employees shall remain at their place of work until quitting time.
- 4.5 Except as may be otherwise expressly provided by the applicable collective bargaining agreement, there shall be no limit on production by workmen, no restrictions on the full use of tools or equipment, and no restrictions on efficient use of manpower or techniques of construction other than as may be required by safety regulations.

- 4.6 The parties recognize that specialized or unusual equipment may be installed on the Project. In such cases, the Union recognizes the right of the Prime Contractor or Subcontractor to involve the equipment supplier or vendor's personnel in supervising the setting up of the equipment, making modifications and final alignment, and performing similar activities that may be reasonably necessary prior to and during the start-up procedure in order to protect factory warranties. The Prime Contractor or Subcontractor shall notify the Union representatives in advance of any work at the job-site by such vendor personnel in order to promote a harmonious relationship between the equipment vendor's personnel and other Project employees.
- 4.7 For the purpose of promoting full and effective implementation of this PLA, authorized Union representatives shall have access to the Project job-site during scheduled work hours. Such access shall be conditioned upon adherence to all reasonable visitor and security rules of general applicability that may be established for the Project site at the pre-job conference or from time to time thereafter.

ARTICLE V - GRIEVANCE AND ARBITRATION PROCEDURES

- 5.1 Except as provided in Articles VI or VII, it is specifically agreed among the parties that any grievance or dispute arising out of the interpretation or application of this PLA shall be settled by means of the expedited arbitration process set forth in Paragraph 5.2 below. No such grievance or dispute shall be recognized unless called to the attention of the Prime Contractor and relevant Subcontractor by the Union or to the Union by the Prime Contractor or relevant Subcontractor within five (5) working days after the alleged violation was committed or discovered by the grieving party.
- 5.2 Grievances shall be settled according to the following procedure:
- 5.2.A. Step 1. The dispute shall be referred to the Steward of the craft union involved and a representative of the Prime Contractor and relevant Subcontractor at the job-site.
- 5.2.B. Step 2. In the event that the Steward and the contractors' representatives at the job-site cannot reach agreement within two (2) working days after a meeting is arranged and held, the matter shall be referred to the Union Business Manager and to executive representatives of the Prime Contractor and relevant Subcontractor.
- 5.2.C. Step 3. In the event the dispute is not resolved within five (5) working days after completion of Step 2, the relevant parties shall request a Permanent Arbitrator as determined in accordance with paragraph 3.4 of this PLA, who shall, within ten (10) working days, hear the grievance and make a written decision. Such decisions shall be final and binding on all parties. The parties shall each pay the expense of their own representative. The expense of the Permanent Arbitrator shall be divided equally between (1) the Prime Contractor and/or relevant Subcontractor, and (2) the involved Union.

- 5.3 Any failure of a party to comply fully with such final and binding decision of the Permanent Arbitrator may result in removal of the non-complying party from the site, in a holdback from the Prime Contractor or Subcontractor of any amounts awarded, or in such other relief as the Department may reasonably determine is necessary to promote final resolution of the dispute.
- 5.4 In the event any dispute or grievance should arise, the parties expressly agree that it shall be resolved without occurrence of any strike, work stoppage, slow-down or other prohibited activities as provided in Article VII of this PLA. Individuals or parties violating this section shall be subject to immediate discharge or other discipline.

ARTICLE VI - JURISDICTIONAL DISPUTES

- 6.1 As used in this Agreement, the term "jurisdictional dispute" shall be defined as any dispute, difference or disagreement involving the assignment of particular work to one class or craft of employees rather than to a different class or craft of employees, regardless of that Contractor's contractual relationship to any other employer, contractor, or organization on the site.
- 6.2 It is agreed by and between the parties to this Agreement that any and all jurisdictional disputes shall be resolved in the following manner; each of the steps hereinafter listed shall be initiated by the parties in sequence as set forth:
- (a) Negotiation by and between the Local Business Representative of the disputing Union and Employer shall take place within two (2) business days. Business days are defined as Monday through Friday excluding contract holidays. Such negotiations shall be pursued until it is apparent that the dispute cannot be resolved at the local level.
 - (b) The International Representatives of the disputing Union shall meet or confer and attempt to resolve said dispute. This meeting shall take place within two (2) business days. Business days are defined as Monday through Friday excluding contract holidays.
 - (c) The parties to the Jurisdictional Dispute shall submit the dispute directly to an Arbitrator after complying with paragraph (2b) above. The parties shall meet with the Arbitrator within three (3) business days. Business days are defined as Monday through Friday excluding contract holidays. An Arbitrator will be selected based on availability from the slate of permanent Arbitrators. The Arbitrator's bench decision will be given the day of the hearing and will be final and legally binding on this project only. The Arbitrator's bench decision will be implemented without delay. The cost of Arbitration will be shared equally by the disputing parties. Any party to the dispute can require that a "long form" written decision be provided from the Arbitrator, however the cost of the "long form" written decision will be the responsibility of the party making the request.

Notes:

- A jurisdictional dispute may be submitted based upon a pre-job assignment.
 - If any party to the jurisdictional disputes does not fully comply with the steps and time limits with each step, then the party in non-compliance will lose by “automatic default”.
 - Time limits at any step can be extended if all parties to the jurisdictional dispute mutually agree in writing.
 - All parties to a jurisdictional dispute can mutually agree to waive the time limits in steps (a) and (b) and proceed directly to an expedited arbitration hearing.
- (d) In rendering his decision, the Arbitrator shall determine:
- (1) First whether a previous agreement of record or applicable agreement, including a disclaimer agreement, between the National or International Unions to the dispute governs;
 - (2) Only if the Arbitrator finds that the dispute is not covered by an appropriate or applicable agreement of record or agreement between the crafts to the dispute, he shall then consider whether there is a previous decision of record governing the case;
 - (3) If the Arbitrator finds that a previous decision of record governs the case, the Arbitrator shall apply the decision of record in rendering his decision except under the following circumstances. After notice to the other parties to the dispute prior to the hearing that it intends to challenge the decision of record, if a trade challenging the decision of record is able to demonstrate that the recognized and established prevailing practice in the locality of the work has been contrary to the applicable decision of record, and that historically in that locality the work in dispute has not been performed by the other craft or crafts, the Arbitrator may rely on such prevailing practice rather than the decision of record. If the craft relying on the decision of record demonstrates that it has performed the work in dispute in the locality of the job, then the Arbitrator shall apply the decision of record in rendering his decision. If the Arbitrator finds that a craft has improperly obtained the prevailing practice in the locality through raiding, the undercutting of wagers or by the use of vertical agreements, the Arbitrator shall rely on the decision of record rather than the prevailing practice in the locality.
 - (4) If no decision of record is applicable, the Arbitrator shall then consider the established trade practice in the industry and prevailing practice in the locality; and

- (5) Only if none of the above criteria is found to exist, the Arbitrator shall then consider that because efficiency, cost or continuity and good management are essential to the well being of the industry, the interest of the consumer or the past practice of the employer shall not be ignored.

The Arbitrator shall set forth the basis for his decision and shall explain his findings regarding the applicability of the above criteria. If lower-ranked criteria are relied upon, the Arbitrator shall explain why the higher-ranked criteria were not deemed applicable. The Arbitrator's decision shall only apply to the job in dispute.

- (6) Agreements of record are applicable only to the party's signatory to such agreements. Decisions of record are applicable to all trades.
- (7) The Arbitrator is not authorized to award back pay or any other damages for a mis-assignment of work. Nor may any party bring an independent action for back pay or any other damages, based upon a decision of an Arbitrator.

6.3 The signatory parties to this Agreement agree that jurisdictional disputes cannot and shall not interfere with the efficient and continuous operations required for the successful application of this Agreement. In the event a dispute arises, the Contractor's assignment shall be followed until the dispute is resolved.

6.4 Equipment or material delivered to the job site will be unloaded promptly without regard to jurisdictional disputes which will be handled as per the provisions of this Agreement. The Contractor will supply the Union with delivery schedules, allowing as much time as possible to insure the appropriate crafts will be available to unload the materials or equipment.

6.5 All signatory affiliates agree that upon request, a representative shall be assigned without delay to attempt a settlement in the event of a question on assignments.

ARTICLE VII - WORK STOPPAGES AND LOCKOUTS

7.1 During the term of this PLA, no Union or any of its members, officers, stewards, employees, agents or representatives shall instigate, support, sanction, maintain, or participate in any strike, picketing, walkout, work stoppage, slow down or other activity that interferes with the routine and timely prosecution of work at the Project site or at any other contractor's or supplier's facility that is necessary to performance of work at the Project site. Hand billing at the Project site during the designated lunch period and before commencement or following conclusion of the established standard workday shall not, in itself, be deemed an activity that interferes with the routine and timely prosecution of work on the Project.

- 7.2 Should any activity prohibited by paragraph 7.1 of this Article occur, the Union shall undertake all steps reasonably necessary to promptly end such prohibited activities. No Union complying with its obligations under this Article shall be liable for acts of employees for which it has no responsibility or for the unauthorized acts of employees it represents. Any employee who participates in or encourages any activity prohibited by paragraph 7.1 shall be immediately suspended from all work on the Project for a period equal to the greater of (a) 60 days; or (b) the maximum disciplinary period allowed under the applicable collective bargaining agreement for engaging in comparable unauthorized or prohibited activity.
- 7.3 During the term of this PLA, the Prime Contractor and its Subcontractors shall not engage in any lockout at the Project site of employees covered by this Agreement.
- 7.4 Upon notification of violations of this Article, the principal officer or officers of the local area Building and Construction Trades Council, and the Illinois AFL-CIO Statewide Project Labor Agreement Committee as appropriate, will immediately instruct, order and use their best efforts to cause the affiliated union or unions to cease any violations of this Article. A Trades Council and the Committee otherwise in compliance with the obligations under this paragraph shall not be liable for unauthorized acts of its affiliates.
- 7.5 In the event that activities in violation of this Article are not immediately halted through the efforts of the parties, any aggrieved party may invoke the special arbitration provisions set forth in paragraph 7.6 of this Article.
- 7.6 Upon written notice to the other involved parties by the most expeditious means available, any aggrieved party may institute the following special arbitration procedure when a breach of this Article is alleged:
- 7.6.A The party invoking this procedure shall notify the individual designated as the Permanent Arbitrator pursuant to Article III of the nature of the alleged violation; such notice shall be by the most expeditious means possible. The initiating party may also furnish such additional factual information as may be reasonably necessary for the Permanent Arbitrator to understand the relevant circumstances. Copies of any written materials provided to the arbitrator shall also be contemporaneously provided by the most expeditious means possible to the party alleged to be in violation and to all other involved parties.
- 7.6.B Upon receipt of said notice the Permanent Arbitrator shall set and hold a hearing within twenty-four (24) hours if it is contended the violation is ongoing, but not before twenty-four (24) hours after the written notice to all parties involved as required above.
- 7.6.C The Permanent Arbitrator shall notify the parties by facsimile or any other effective written means, of the place and time chosen by the Permanent Arbitrator for this hearing. Said hearing shall be completed in one session. A failure of any party or parties to attend said hearing shall not delay the hearing of evidence or issuance of an Award by the Permanent Arbitrator.

7.6.D The sole issue at the hearing shall be whether a violation of this Article has, in fact, occurred. An Award shall be issued in writing within three (3) hours after the close of the hearing, and may be issued without a written opinion. If any party desires a written opinion, one shall be issued within fifteen (15) days, but its issuance shall not delay compliance with, or enforcement of, the Award. The Permanent Arbitrator may order cessation of the violation of this Article, and such Award shall be served on all parties by hand or registered mail upon issuance.

7.6.E Such Award may be enforced by any court of competent jurisdiction upon the filing of the Award and such other relevant documents as may be required. Facsimile or other hardcopy written notice of the filing of such enforcement proceedings shall be given to the other relevant parties. In a proceeding to obtain a temporary order enforcing the Permanent Arbitrator's Award as issued under this Article, all parties waive the right to a hearing and agree that such proceedings may be ex parte. Such agreement does not waive any party's right to participate in a hearing for a final order of enforcement. The Court's order or orders enforcing the Permanent Arbitrator's Award shall be served on all parties by hand or by delivery to their last known address or by registered mail.

7.7 Individuals found to have violated the provisions of this Article are subject to immediate termination. In addition, IDOT reserves the right to terminate this PLA as to any party found to have violated the provisions of this Article.

7.8 Any rights created by statute or law governing arbitration proceedings inconsistent with the above procedure or which interfere with compliance therewith are hereby waived by parties to whom they accrue.

7.9 The fees and expenses of the Permanent Arbitrator shall be borne by the party or parties found in violation, or in the event no violation is found, such fees and expenses shall be borne by the moving party.

ARTICLE VIII – MISCELLANEOUS

8.1 If any Article or provision of this PLA shall be declared invalid, inoperative or unenforceable by operation of law or by final non-appealable order of any tribunal of competent jurisdiction, such provision shall be deemed severed or limited, but only to the extent required to render the remaining provisions of this PLA enforceable consistent with the intent of the parties. The remainder of this PLA or the application of such Article or provision to persons or circumstances other than those as to which it has been held invalid, inoperative or unenforceable shall not be affected thereby.

8.2 The term of this PLA shall commence as of and from the date of the notice of award to the Prime Contractor and shall end upon final acceptance by IDOT of all work on the Project by the parties hereto.

- 8.3 This PLA may not be changed or modified except by the subsequent written agreement of the parties. All parties represent that they have the full legal authority to enter into this PLA. This PLA may be executed by the parties in one or more counterparts.
- 8.4 Any liability arising out of this PLA shall be several and not joint. IDOT shall not be liable to any person or other party for any violation of this PLA by any other party, and no Contractor or Union shall be liable for any violation of this PLA by any other Contractor or Union.
- 8.5 The failure or refusal of a party to exercise its rights hereunder in one or more instances shall not be deemed a waiver of any such rights in respect of a separate instance of the same or similar nature.

[The Balance of This Page Intentionally Left Blank]

Execution Page

Illinois Department of Transportation

Christine M. Reed, P.E., Director of Highways

Ann Schneider, Director Finance & Administration

Ellen Schanzle-Haskins, Chief Counsel

Gary Hannig, Secretary

(Date)

Illinois AFL-CIO Statewide Project Labor Agreement Committee, representing the local unions listed below:

(Date)

List Union Locals:

**** RETURN WITH BID ****

Exhibit A – Contractor Letter of Assent

(Date)

To All Parties:

In accordance with the terms and conditions of the contract for Construction Work on [Contract 76830], this Letter of Assent hereby confirms that the undersigned Prime Contractor or Subcontractor agrees to be bound by the terms and conditions of the Project Labor Agreement established and entered into by the Illinois Department of Transportation in connection with said Project.

It is the understanding and intent of the undersigned party that this Project Labor Agreement shall pertain only to the identified Project. In the event it is necessary for the undersigned party to become signatory to a collective bargaining agreement to which it is not otherwise a party in order that it may lawfully make certain required contributions to applicable fringe benefit funds, the undersigned party hereby expressly conditions its acceptance of and limits its participation in such collective bargaining agreement to its work on the Project.

(Authorized Company Officer)

(Company)

**** RETURN WITH BID ****

404 PERMIT



DEPARTMENT OF THE ARMY
ST. LOUIS DISTRICT CORPS OF ENGINEERS
1222 SPRUCE STREET
ST. LOUIS, MISSOURI 63103-2833
December 2, 2008

to sound 12-19-08

Regulatory Branch
File Number: MVS-2008-790

Ms. Mary C. Lamie
Illinois Department of Transportation
1102 Eastport Plaza Drive
Collinsville, Illinois 62234-6198

Dear Ms. Lamie:

We have reviewed your application dated November 10, 2008, and reevaluated previously issued Nationwide Permit dated November 26, 2008, reference the maintenance of two culverts in tributaries of Canteen Creek as part of the proposed project for the improvements of RT. 159 from South Morrison Avenue to I-55/70 in Collinsville, St. Clair and Madison Counties, Illinois. **This letter authorizes the replacement of the two culvert structures (Section 60-(30,31,128)-1,2,3) carrying Rt.159 and Cherokee Drive over tributaries of Canteen Creek, Collinsville, Madison and St. Clair Counties, Illinois.** The unnamed tributary of Canteen Creek is a tributary of the Mississippi River. More specifically, the project is located in the Northwest $\frac{1}{4}$ of Section 03, Township 02 North, and Range 08 West of the 3rd Principal Meridian.

Based upon a review of the U.S. Geological Survey 7.5-minute topographical map, National Wetlands Inventory map, and submitted information we determined that the tributary of Canteen Creek would possess an ordinary high water mark at this location and would be considered jurisdictional waters of the United States. Therefore, the placement of fill material below the ordinary high water elevation requires a permit from this office.

The Corps of Engineers has determined that this activity will have no affect on endangered species, and is authorized under Section 404 of the Clean Water Act by an existing Department of the Army nationwide permit for maintenance activities, as described in the March 12, 2007, Federal Register, Reissuance of Nationwide Permits; Notice (72 FR 11181), Appendix A (B)(3). **This permit verification is valid until March 18, 2012.** Enclosed is a copy of the nationwide permit and conditions and management practices with which you must comply.

-2-

In accordance with General Condition number 26 of the Nationwide Permit, a compliance certification (Attachment A of this package) must be completed within 30 days of project completion or the permit issuance will be revoked and considered null and void.

The Illinois Environmental Protection Agency (IEPA) has issued Section 401 water quality certification for this permit subject to the following conditions:

a. The applicant shall not cause: (1) violation of applicable provisions of the Illinois Environmental Protection Act; (2) water pollution defined and prohibited by the Illinois Environmental Protection Act; (3) violation of applicable water quality standards of the Illinois Pollution Control Board, Title 35, Subtitle C: Water Pollution Rules and Regulation; or (4) interference with water use practices near public recreation areas or water supply intakes.

b. Any spoil material excavated, dredged or otherwise produced must not be returned to the waterway but must be deposited in a self-contained area in compliance with all state statutes, as determined by the Illinois EPA.

c. Any backfilling must be done with clean material and placed in a manner to prevent violation of applicable water quality standards.

d. The applicant for Nationwide Permit shall provide adequate planning and supervision during the project construction period for implementing construction methods, processes and cleanup procedures necessary to prevent water pollution and control erosion.

e. All areas affected by construction shall be mulched and seeded as soon after construction as possible. The applicant for Nationwide 3 shall undertake necessary measures and procedures to reduce erosion during construction. Interim measures to prevent erosion during construction shall be taken and may include the installation of staked straw bales, sedimentation basins and temporary mulching. All construction within the waterway shall be conducted during zero or low flow conditions. The applicant for Nationwide 3 shall be responsible for obtaining an NPDES Storm Water Permit prior to initiating construction if the construction activity associated with the project will result in the disturbance of 1 (one) or more acres,

-3-

total land area. An NPDES Storm Water Permit may be obtained by submitting a properly completed Notice of Intent (NOI) form by certified mail to the Agency's Division of Water Pollution Control, Permit Section.

f. The applicant for Nationwide 3 shall implement erosion control measures consistent with the "Illinois Urban Manual" (IEPA/USDA, NRCS; 2002).

g. Temporary work pads, cofferdams, access roads and other temporary fills shall be constructed of clean coarse aggregate or non-erodible non-earthen fill material that will not cause siltation. Sandbags, pre-fabricated rigid materials, sheet piling, inflatable bladders and fabric lined basins may be used for temporary facilities.

h. The applicant for Nationwide 3 that uses temporary work pads, cofferdams, access roads and other temporary fills in order to perform work in creeks, streams, or rivers shall maintain flow in these waters by utilizing dam and pumping, fluming, culverts or other such techniques.

Furthermore, to ensure projects authorized by this Nationwide Permit will result in minimal adverse effects to the aquatic environment, the following Regional Conditions were developed for projects proposed within the state of Illinois:

1. Bank stabilization projects involving armoring of the streambank with riprap or the construction of retaining walls within High Value Subwatersheds exceeding 250 feet will require a PCN to the Corps of Engineers in accordance with General Condition No. 27.

2. A proposed activity to be authorized under Nationwide Permits 12 or 14 within the Cache River Wetlands Areas (Alexander and Pulaski Counties), Kaskaskia River (Clinton, St. Clair, and Washington Counties), or Wabash River (Gallatin and White Counties) will require a PCN to the Corps of Engineers in accordance with General Condition No. 27.

3. Stormwater management facilities shall not be located within an intermittent stream, except for NWPs 21, 49, or 50.

4. For newly constructed channels through areas that are unvegetated, native grass filter strips, or a riparian

-4-

buffer with native trees or shrubs a minimum of 25 feet wide from the top of bank must be planted along both sides of the new channel.

This determination is applicable only to the permit program administered by the Corps of Engineers. It does not eliminate the need to obtain other federal, state or local approvals before beginning work.

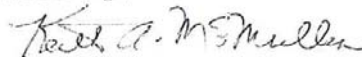
You are reminded that the **permit** is based on submitted plans. Variations from these plans shall constitute a violation of Federal law and may result in the revocation of the permit. If this nationwide permit is modified, reissued, or revoked during this period, the provisions described at 33 CFR 330.6 (b) will apply.

The **jurisdictional determination** for this project is considered a **Preliminary** jurisdictional determination in accordance with Corps regulations at 33 CFR Part 331. A preliminary jurisdictional determination is not appealable. If you wish, you may request an Approved Jurisdictional Determination (which may be appealed) by contacting our office for further instruction.

The St. Louis District Regulatory Branch is committed to providing quality and timely service to our customers. In an effort to improve customer service, please take a moment to complete the enclosed postage paid card or go to our Customer Service Survey found on our web site at <http://per2.nwp.usace.army.mil/survey.html>.

If you have any questions please contact Chuck Crocker at (314) 331-8584. Please refer to file number MVS-2008-790.

Sincerely,



Keith McMullen
Illinois Section Chief
Regulatory Branch

Enclosures

Copies Furnished: (w/out enclosures)

Paul Mauer, IDNR
James Allison, IEPA

-5-

ATTACHMENT A

COMPLETED WORK CERTIFICATION

Date of Issuance: December 2, 2008

File Number: MVS 2008-790

Name of Permittee: Mary C. Lamie, IDOT

River Basin/County/State: Mississippi/St. Clair/Illinois

Project Manager: Chuck Crocker

Upon completion of this activity authorized by this permit and any mitigation required by the permit, sign this certification and return it to the following address:

**U.S. Army Corps of Engineers
Attn: Regulatory Branch (OD-F)
1222 Spruce Street
St. Louis, Missouri 63103-2833**

(Please note that your permitted activity is subject to a compliance inspection by a U.S. Army Corps of Engineers representative. If you fail to comply with this permit, you are subject to permit suspension, modification or revocation.)

I hereby certify that the work authorized by the above referenced permit has been completed in accordance with the terms and conditions of the said permit, and required mitigation was completed in accordance with the permit conditions.

Signature of Permittee

Date

NATIONWIDE PERMITS AND CONDITIONS

The following information presents the requirements for nationwide Section 404/10 permits most often used on highway projects. The information in this guidance reflects the requirements associated with the nationwide permits that were published in the March 12, 2007 *Federal Register*.

Permittees wishing to conduct activities under the nationwide permits must comply with the terms of the applicable permit and the conditions in Section C of this document.

B. Nationwide Permits

3. Maintenance. (a) The repair, rehabilitation, or replacement of any previously authorized, currently serviceable, structure, or fill, or of any currently serviceable structure or fill authorized by 33 CFR 330.3, provided that the structure or fill is not to be put to uses differing from those uses specified or contemplated for it in the original permit or the most recently authorized modification. Minor deviations in the structure's configuration or filled area, including those due to changes in materials, construction techniques, or current construction codes or safety standards that are necessary to make the repair, rehabilitation, or replacement are authorized. This NWP authorizes the repair, rehabilitation, or replacement of those structures or fills destroyed or damaged by storms, floods, fire or other discrete events, provided the repair, rehabilitation, or replacement is commenced, or is under contract to commence, within two years of the date of their destruction or damage. In cases of catastrophic events, such as hurricanes or tornadoes, this two-year limit may be waived by the district engineer, provided the permittee can demonstrate funding, contract, or other similar delays.

(b) This NWP also authorizes the removal of accumulated sediments and debris in the vicinity of and within existing structures (e.g., bridges, culverted road crossings, water intake structures, etc.) and the placement of new or additional riprap to protect the structure. The removal of sediment is limited to the minimum necessary to restore the waterway in the immediate vicinity of the structure to the approximate dimensions that existed when the structure was built, but cannot extend further than 200 feet in any direction from the structure. This 200 foot limit does not apply to maintenance dredging to remove accumulated sediments blocking or restricting outfall and intake structures or to maintenance dredging to remove accumulated sediments from canals associated with outfall and intake structures. All dredged or excavated materials must be deposited and retained in an upland area unless otherwise specifically approved by the district engineer under separate authorization. The placement of riprap must be the minimum necessary to protect the structure or to ensure the safety of the structure. Any bank stabilization measures not directly associated with the structure will require a separate authorization from the district engineer.

(c) This NWP also authorizes temporary structures, fills, and work necessary to conduct the maintenance activity. Appropriate measures must be taken to maintain normal downstream flows and minimize flooding to the maximum extent practicable, when temporary structures, work, and discharges, including cofferdams, are necessary for construction activities, access fills, or dewatering of construction sites. Temporary fills must consist of materials, and be placed in a manner, that will not be eroded by expected high flows. Temporary fills must be removed in their entirety and the affected areas returned to pre-construction elevations. The areas affected by temporary fills must be revegetated, as appropriate.

(d) This NWP does not authorize maintenance dredging for the primary purpose of navigation or beach restoration. This NWP does not authorize new stream channelization or stream relocation projects.

Notification: For activities authorized by paragraph (b) of this NWP, the permittee must submit a pre-construction notification to the district engineer prior to commencing the activity (see general condition 27). Where maintenance dredging is proposed, the pre-construction notification must include information regarding the original design capacities and configurations of the outfalls, intakes, small impoundments, and canals. (Sections 10 and 404)

Note: This NWP authorizes the repair, rehabilitation, or replacement of any previously authorized structure or fill that does not qualify for the Clean Water Act Section 404(f) exemption for maintenance.

13. Bank Stabilization. Bank stabilization activities necessary for erosion prevention, provided the activity meets all of the following criteria:

- (a) No material is placed in excess of the minimum needed for erosion protection;
- (b) The activity is no more than 500 feet in length along the bank, unless this criterion is waived in writing by the district engineer;
- (c) The activity will not exceed an average of one cubic yard per running foot placed along the bank below the plane of the ordinary high water mark or the high tide line, unless this criterion is waived in writing by the district engineer;
- (d) The activity does not involve discharges of dredged or fill material into special aquatic sites, unless this criterion is waived in writing by the district engineer;
- (e) No material is of the type, or is placed in any location, or in any manner, to impair surface water flow into or out of any water of the United States;
- (f) No material is placed in a manner that will be eroded by normal or expected high flows (properly anchored trees and treetops may be used in low energy areas); and,
- (g) The activity is not a stream channelization activity.

Notification: The permittee must submit a pre-construction notification to the district engineer prior to commencing the activity if the bank stabilization activity: (1) involves discharges into special aquatic sites; (2) is in excess of 500 feet in length; or (3) will involve the discharge of greater than an average of one cubic yard per running foot along the bank below the plane of the ordinary high water mark or the high tide line. (See general condition 27.) (Sections 10 and 404)

14. Linear Transportation Projects. Activities required for the construction, expansion, modification, or improvement of linear transportation projects (e.g., roads, highways, railways, trails, airport runways, and taxiways) in waters of the United States. For linear transportation projects in non-tidal waters, the discharge cannot cause the loss of greater than 1/2-acre of waters of the United States. For linear transportation projects in tidal waters, the discharge cannot cause the loss of greater than 1/3-acre of waters of the United States. Any stream channel modification, including bank stabilization, is limited to the minimum necessary to construct or protect the linear transportation project; such modifications must be in the immediate vicinity of the project.

This NWP also authorizes temporary structures, fills, and work necessary to construct the linear transportation project. Appropriate measures must be taken to maintain normal downstream flows and minimize flooding to the maximum extent practicable, when temporary structures, work, and discharges, including cofferdams, are necessary for construction activities, access fills, or dewatering of construction sites. Temporary fills must consist of materials, and be placed in a manner, that will not be eroded by expected high flows. Temporary fills must be removed in their entirety and the affected areas returned to pre-construction elevations. The areas affected by temporary fills must be revegetated, as appropriate.

This NWP cannot be used to authorize non-linear features commonly associated with transportation projects, such as vehicle maintenance or storage buildings, parking lots, train stations, or aircraft hangars.

Notification: The permittee must submit a pre-construction notification to the district engineer prior to commencing the activity if: (1) the loss of waters of the United States exceeds 1/10 acre; or (2) there is a discharge in a special aquatic site, including wetlands. (See general condition 27.) (Sections 10 and 404)

Note: Some discharges for the construction of farm roads or forest roads, or temporary roads for moving mining equipment, may qualify for an exemption under Section 404(f) of the Clean Water Act (see 33 CFR 323.4).

23. Approved Categorical Exclusions. Activities undertaken, assisted, authorized, regulated, funded, or financed, in whole or in part, by another Federal agency or department where:

(a) That agency or department has determined, pursuant to the Council on Environmental Quality's implementing regulations for the National Environmental Policy Act (40 CFR part 1500 et seq.), that the activity is categorically excluded from environmental documentation, because it is included within a category of actions which neither individually nor cumulatively have a significant effect on the human environment; and

(b) The Office of the Chief of Engineers (Attn: CECW-CO) has concurred with that agency's or department's determination that the activity is categorically excluded and approved the activity for authorization under NWP 23.

The Office of the Chief of Engineers may require additional conditions, including pre-construction notification, for authorization of an agency's categorical exclusions under this NWP.

Notification: Certain categorical exclusions approved for authorization under this NWP require the permittee to submit a pre-construction notification to the district engineer prior to commencing the activity (see general condition 27). The activities that require pre-construction notification are listed in the appropriate Regulatory Guidance Letters. (Sections 10 and 404)

Note: The agency or department may submit an application for an activity believed to be categorically excluded to the Office of the Chief of Engineers (Attn: CECW-CO). Prior to approval for authorization under this NWP of any agency's activity, the Office of the Chief of Engineers will solicit public comment. As of the date of issuance of this NWP, agencies with approved categorical exclusions are the: Bureau of Reclamation, Federal Highway

Administration, and U.S. Coast Guard. Activities approved for authorization under this NWP as of the date of this notice are found in Corps Regulatory Guidance Letter 05-07, which is available at: <http://www.usace.army.mil/inet/functions/cw/cecwo/reg/rglsindx.htm>. Any future approved categorical exclusions will be announced in Regulatory Guidance Letters and posted on this same web site.

33. Temporary Construction, Access, and Dewatering. Temporary structures, work, and discharges, including cofferdams, necessary for construction activities or access fills or dewatering of construction sites, provided that the associated primary activity is authorized by the Corps of Engineers or the U.S. Coast Guard. This NWP also authorizes temporary structures, work, and discharges, including cofferdams, necessary for construction activities not otherwise subject to the Corps or U.S. Coast Guard permit requirements. Appropriate measures must be taken to maintain near normal downstream flows and to minimize flooding. Fill must consist of materials, and be placed in a manner, that will not be eroded by expected high flows. The use of dredged material may be allowed if the district engineer determines that it will not cause more than minimal adverse effects on aquatic resources. Following completion of construction, temporary fill must be entirely removed to upland areas, dredged material must be returned to its original location, and the affected areas must be restored to pre-construction elevations. The affected areas must also be revegetated, as appropriate. This permit does not authorize the use of cofferdams to dewater wetlands or other aquatic areas to change their use. Structures left in place after construction is completed require a section 10 permit if located in navigable waters of the United States. (See 33 CFR part 322.)

Notification: The permittee must submit a pre-construction notification to the district engineer prior to commencing the activity (see general condition 27). The pre-construction notification must include a restoration plan showing how all temporary fills and structures will be removed and the area restored to pre-project conditions. (Sections 10 and 404)

C. Nationwide Permit General Conditions

Note: To qualify for NWP authorization, the prospective permittee must comply with the following general conditions, as appropriate, in addition to any regional or case-specific conditions imposed by the division engineer or district engineer. Prospective permittees should contact the appropriate Corps district office to determine if regional conditions have been imposed on an NWP. Prospective permittees should also contact the appropriate Corps district office to determine the status of Clean Water Act Section 401 water quality certification and/or Coastal Zone Management Act consistency for an NWP.

1. Navigation. (a) No activity may cause more than a minimal adverse effect on navigation.

(b) Any safety lights and signals prescribed by the U.S. Coast Guard, through regulations or otherwise, must be installed and maintained at the permittee's expense on authorized facilities in navigable waters of the United States.

(c) The permittee understands and agrees that, if future operations by the United States require the removal, relocation, or other alteration, of the structure or work herein authorized, or if, in the opinion of the Secretary of the Army or his authorized representative, said structure or work shall cause unreasonable obstruction to the free navigation of the navigable waters, the permittee will be required, upon due notice from the Corps of Engineers, to remove, relocate, or alter the structural work or obstructions caused thereby, without expense to the United States.

No claim shall be made against the United States on account of any such removal or alteration.

2. Aquatic Life Movements. No activity may substantially disrupt the necessary life cycle movements of those species of aquatic life indigenous to the waterbody, including those species that normally migrate through the area, unless the activity's primary purpose is to impound water. Culverts placed in streams must be installed to maintain low flow conditions.

3. Spawning Areas. Activities in spawning areas during spawning seasons must be avoided to the maximum extent practicable. Activities that result in the physical destruction (e.g., through excavation, fill, or downstream smothering by substantial turbidity) of an important spawning area are not authorized.

4. Migratory Bird Breeding Areas. Activities in waters of the United States that serve as breeding areas for migratory birds must be avoided to the maximum extent practicable.

5. Shellfish Beds. No activity may occur in areas of concentrated shellfish populations, unless the activity is directly related to a shellfish harvesting activity authorized by NWPs 4 and 48.

6. Suitable Material. No activity may use unsuitable material (e.g., trash, debris, car bodies, asphalt, etc.). Material used for construction or discharged must be free from toxic pollutants in toxic amounts (see Section 307 of the Clean Water Act).

7. Water Supply Intakes. No activity may occur in the proximity of a public water supply intake, except where the activity is for the repair or improvement of public water supply intake structures or adjacent bank stabilization.

8. Adverse Effects From Impoundments. If the activity creates an impoundment of water, adverse effects to the aquatic system due to accelerating the passage of water, and/or restricting its flow must be minimized to the maximum extent practicable.

9. Management of Water Flows. To the maximum extent practicable, the pre-construction course, condition, capacity, and location of open waters must be maintained for each activity, including stream channelization and storm water management activities, except as provided below. The activity must be constructed to withstand expected high flows. The activity must not restrict or impede the passage of normal or high flows, unless the primary purpose of the activity is to impound water or manage high flows. The activity may alter the pre-construction course, condition, capacity, and location of open waters if it benefits the aquatic environment (e.g., stream restoration or relocation activities).

10. Fills Within 100-Year Floodplains. The activity must comply with applicable FEMA-approved state or local floodplain management requirements.

11. Equipment. Heavy equipment working in wetlands or mudflats must be placed on mats, or other measures must be taken to minimize soil disturbance.

12. Soil Erosion and Sediment Controls. Appropriate soil erosion and sediment controls must be used and maintained in effective operating condition during construction, and all

exposed soil and other fills, as well as any work below the ordinary high water mark or high tide line, must be permanently stabilized at the earliest practicable date. Permittees are encouraged to perform work within waters of the United States during periods of low-flow or no-flow.

13. Removal of Temporary Fills. Temporary fills must be removed in their entirety and the affected areas returned to pre-construction elevations. The affected areas must be revegetated, as appropriate.

14. Proper Maintenance. Any authorized structure or fill shall be properly maintained, including maintenance to ensure public safety.

15. Wild and Scenic Rivers. No activity may occur in a component of the National Wild and Scenic River System, or in a river officially designated by Congress as a “study river” for possible inclusion in the system while the river is in an official study status, unless the appropriate Federal agency with direct management responsibility for such river, has determined in writing that the proposed activity will not adversely affect the Wild and Scenic River designation or study status. Information on Wild and Scenic Rivers may be obtained from the appropriate Federal land management agency in the area (e.g., National Park Service, U.S. Forest Service, Bureau of Land Management, U.S. Fish and Wildlife Service).

16. Tribal Rights. No activity or its operation may impair reserved tribal rights, including, but not limited to, reserved water rights and treaty fishing and hunting rights.

17. Endangered Species. (a) No activity is authorized under any NWP which is likely to jeopardize the continued existence of a threatened or endangered species or a species proposed for such designation, as identified under the Federal Endangered Species Act (ESA), or which will destroy or adversely modify the critical habitat of such species. No activity is authorized under any NWP which “may affect” a listed species or critical habitat, unless Section 7 consultation addressing the effects of the proposed activity has been completed.

(b) Federal agencies should follow their own procedures for complying with the requirements of the ESA. Federal permittees must provide the district engineer with the appropriate documentation to demonstrate compliance with those requirements.

(c) Non-federal permittees shall notify the district engineer if any listed species or designated critical habitat might be affected or is in the vicinity of the project, or if the project is located in designated critical habitat, and shall not begin work on the activity until notified by the district engineer that the requirements of the ESA have been satisfied and that the activity is authorized. For activities that might affect Federally-listed endangered or threatened species or designated critical habitat, the pre-construction notification must include the name(s) of the endangered or threatened species that may be affected by the proposed work or that utilize the designated critical habitat that may be affected by the proposed work. The district engineer will determine whether the proposed activity “may affect” or will have “no effect” to listed species and designated critical habitat and will notify the non-Federal applicant of the Corps’ determination within 45 days of receipt of a complete pre-construction notification. In cases where the non-Federal applicant has identified listed species or critical habitat that might be affected or is in the vicinity of the project, and has so notified the Corps, the applicant shall not begin work until the Corps has provided notification the proposed activities will have “no effect” on listed species or critical habitat, or until Section 7 consultation has been completed.

(d) As a result of formal or informal consultation with the FWS or NMFS the district engineer may add species-specific regional endangered species conditions to the NWP.

(e) Authorization of an activity by a NWP does not authorize the “take” of a threatened or endangered species as defined under the ESA. In the absence of separate authorization (e.g., an ESA Section 10 Permit, a Biological Opinion with “incidental take” provisions, etc.) from the U.S. FWS or the NMFS, both lethal and non-lethal “takes” of protected species are in violation of the ESA. Information on the location of threatened and endangered species and their critical habitat can be obtained directly from the offices of the U.S. FWS and NMFS or their world wide Web pages at <http://www.fws.gov/> and <http://www.noaa.gov/fisheries.html> respectively.

18. Historic Properties. (a) In cases where the district engineer determines that the activity may affect properties listed, or eligible for listing, in the National Register of Historic Places, the activity is not authorized, until the requirements of Section 106 of the National Historic Preservation Act (NHPA) have been satisfied.

(b) Federal permittees should follow their own procedures for complying with the requirements of Section 106 of the National Historic Preservation Act. Federal permittees must provide the district engineer with the appropriate documentation to demonstrate compliance with those requirements.

(c) Non-federal permittees must submit a pre-construction notification to the district engineer if the authorized activity may have the potential to cause effects to any historic properties listed, determined to be eligible for listing on, or potentially eligible for listing on the National Register of Historic Places, including previously unidentified properties. For such activities, the pre-construction notification must state which historic properties may be affected by the proposed work or include a vicinity map indicating the location of the historic properties or the potential for the presence of historic properties. Assistance regarding information on the location of or potential for the presence of historic resources can be sought from the State Historic Preservation Officer or Tribal Historic Preservation Officer, as appropriate, and the National Register of Historic Places (see 33 CFR 330.4(g)). The district engineer shall make a reasonable and good faith effort to carry out appropriate identification efforts, which may include background research, consultation, oral history interviews, sample field investigation, and field survey. Based on the information submitted and these efforts, the district engineer shall determine whether the proposed activity has the potential to cause an effect on the historic properties. Where the non-Federal applicant has identified historic properties which the activity may have the potential to cause effects and so notified the Corps, the non-Federal applicant shall not begin the activity until notified by the district engineer either that the activity has no potential to cause effects or that consultation under Section 106 of the NHPA has been completed.

(d) The district engineer will notify the prospective permittee within 45 days of receipt of a complete pre-construction notification whether NHPA Section 106 consultation is required. Section 106 consultation is not required when the Corps determines that the activity does not have the potential to cause effects on historic properties (see 36 CFR 800.3(a)). If NHPA section 106 consultation is required and will occur, the district engineer will notify the non-Federal applicant that he or she cannot begin work until Section 106 consultation is completed.

(e) Prospective permittees should be aware that section 110k of the NHPA (16 U.S.C. 470h-2(k)) prevents the Corps from granting a permit or other assistance to an applicant who, with intent to avoid the requirements of Section 106 of the NHPA, has intentionally significantly adversely affected a historic property to which the permit would relate, or having legal power to prevent it, allowed such significant adverse effect to occur, unless the Corps, after consultation

with the Advisory Council on Historic Preservation (ACHP), determines that circumstances justify granting such assistance despite the adverse effect created or permitted by the applicant. If circumstances justify granting the assistance, the Corps is required to notify the ACHP and provide documentation specifying the circumstances, explaining the degree of damage to the integrity of any historic properties affected, and proposed mitigation. This documentation must include any views obtained from the applicant, SHPO/THPO, appropriate Indian tribes if the undertaking occurs on or affects historic properties on tribal lands or affects properties of interest to those tribes, and other parties known to have a legitimate interest in the impacts to the permitted activity on historic properties.

19. Designated Critical Resource Waters. Critical resource waters include, NOAA-designated marine sanctuaries, National Estuarine Research Reserves, state natural heritage sites, and outstanding national resource waters or other waters officially designated by a state as having particular environmental or ecological significance and identified by the district engineer after notice and opportunity for public comment. The district engineer may also designate additional critical resource waters after notice and opportunity for comment.

(a) Discharges of dredged or fill material into waters of the United States are not authorized by NWP 7, 12, 14, 16, 17, 21, 29, 31, 35, 39, 40, 42, 43, 44, 49, and 50 for any activity within, or directly affecting, critical resource waters, including wetlands adjacent to such waters.

(b) For NWPs 3, 8, 10, 13, 15, 18, 19, 22, 23, 25, 27, 28, 30, 33, 34, 36, 37, and 38, notification is required in accordance with general condition 27, for any activity proposed in the designated critical resource waters including wetlands adjacent to those waters. The district engineer may authorize activities under these NWPs only after it is determined that the impacts to the critical resource waters will be no more than minimal.

20. Mitigation. The district engineer will consider the following factors when determining appropriate and practicable mitigation necessary to ensure that adverse effects on the aquatic environment are minimal:

(a) The activity must be designed and constructed to avoid and minimize adverse effects, both temporary and permanent, to waters of the United States to the maximum extent practicable at the project site (i.e., on site).

(b) Mitigation in all its forms (avoiding, minimizing, rectifying, reducing, or compensating) will be required to the extent necessary to ensure that the adverse effects to the aquatic environment are minimal.

(c) Compensatory mitigation at a minimum one-for-one ratio will be required for all wetland losses that exceed 1/10 acre and require pre-construction notification, unless the district engineer determines in writing that some other form of mitigation would be more environmentally appropriate and provides a project-specific waiver of this requirement. For wetland losses of 1/10 acre or less that require pre-construction notification, the district engineer may determine on a case-by-case basis that compensatory mitigation is required to ensure that the activity results in minimal adverse effects on the aquatic environment. Since the likelihood of success is greater and the impacts to potentially valuable uplands are reduced, wetland restoration should be the first compensatory mitigation option considered.

(d) For losses of streams or other open waters that require pre-construction notification, the district engineer may require compensatory mitigation, such as stream restoration, to ensure that the activity results in minimal adverse effects on the aquatic environment.

(e) Compensatory mitigation will not be used to increase the acreage losses allowed by the acreage limits of the NWPs. For example, if an NWP has an acreage limit of 1/2 acre, it cannot be used to authorize any project resulting in the loss of greater than 1/2 acre of waters of the United States, even if compensatory mitigation is provided that replaces or restores some of the lost waters. However, compensatory mitigation can and should be used, as necessary, to ensure that a project already meeting the established acreage limits also satisfies the minimal impact requirement associated with the NWPs.

(f) Compensatory mitigation plans for projects in or near streams or other open waters will normally include a requirement for the establishment, maintenance, and legal protection (e.g., conservation easements) of riparian areas next to open waters. In some cases, riparian areas may be the only compensatory mitigation required. Riparian areas should consist of native species. The width of the required riparian area will address documented water quality or aquatic habitat loss concerns. Normally, the riparian area will be 25 to 50 feet wide on each side of the stream, but the district engineer may require slightly wider riparian areas to address documented water quality or habitat loss concerns. Where both wetlands and open waters exist on the project site, the district engineer will determine the appropriate compensatory mitigation (e.g., riparian areas and/or wetlands compensation) based on what is best for the aquatic environment on a watershed basis. In cases where riparian areas are determined to be the most appropriate form of compensatory mitigation, the district engineer may waive or reduce the requirement to provide wetland compensatory mitigation for wetland losses.

(g) Permittees may propose the use of mitigation banks, in-lieu fee arrangements or separate activity-specific compensatory mitigation. In all cases, the mitigation provisions will specify the party responsible for accomplishing and/or complying with the mitigation plan.

(h) Where certain functions and services of waters of the United States are permanently adversely affected, such as the conversion of a forested or scrub-shrub wetland to a herbaceous wetland in a permanently maintained utility line right-of-way, mitigation may be required to reduce the adverse effects of the project to the minimal level.

21. Water Quality. Where States and authorized Tribes, or EPA where applicable, have not previously certified compliance of an NWP with CWA Section 401, individual 401 Water Quality Certification must be obtained or waived (see 33 CFR 330.4(c)). The district engineer or State or Tribe may require additional water quality management measures to ensure that the authorized activity does not result in more than minimal degradation of water quality.

22. Coastal Zone Management. In coastal states where an NWP has not previously received a state coastal zone management consistency concurrence, an individual state coastal zone management consistency concurrence must be obtained, or a presumption of concurrence must occur (see 33 CFR 330.4(d)). The district engineer or a State may require additional measures to ensure that the authorized activity is consistent with state coastal zone management requirements.

23. Regional and Case-By-Case Conditions. The activity must comply with any regional conditions that may have been added by the Division Engineer (see 33 CFR 330.4(e)) and with any case specific conditions added by the Corps or by the state, Indian Tribe, or U.S. EPA in its section 401 Water Quality Certification, or by the state in its Coastal Zone Management Act consistency determination.

24. Use of Multiple Nationwide Permits. The use of more than one NWP for a single and complete project is prohibited, except when the acreage loss of waters of the United States authorized by the NWPs does not exceed the acreage limit of the NWP with the highest specified acreage limit. For example, if a road crossing over tidal waters is constructed under NWP 14, with associated bank stabilization authorized by NWP 13, the maximum acreage loss of waters of the United States for the total project cannot exceed 1/3-acre.

25. Transfer of Nationwide Permit Verifications. If the permittee sells the property associated with a nationwide permit verification, the permittee may transfer the nationwide permit verification to the new owner by submitting a letter to the appropriate Corps district office to validate the transfer. A copy of the nationwide permit verification must be attached to the letter, and the letter must contain the following statement and signature: "When the structures or work authorized by this nationwide permit are still in existence at the time the property is transferred, the terms and conditions of this nationwide permit, including any special conditions, will continue to be binding on the new owner(s) of the property. To validate the transfer of this nationwide permit and the associated liabilities associated with compliance with its terms and conditions, have the transferee sign and date below."

(Transferee)

(Date)

26. Compliance Certification. Each permittee who received an NWP verification from the Corps must submit a signed certification regarding the completed work and any required mitigation. The certification form must be forwarded by the Corps with the NWP verification letter and will include:

- (a) A statement that the authorized work was done in accordance with the NWP authorization, including any general or specific conditions;
- (b) A statement that any required mitigation was completed in accordance with the permit conditions; and
- (c) The signature of the permittee certifying the completion of the work and mitigation.

27. Pre-Construction Notification. (a) Timing. Where required by the terms of the NWP, the prospective permittee must notify the district engineer by submitting a pre-construction notification (PCN) as early as possible. The district engineer must determine if the PCN is complete within 30 calendar days of the date of receipt and, as a general rule, will request additional information necessary to make the PCN complete only once. However, if the prospective permittee does not provide all of the requested information, then the district engineer will notify the prospective permittee that the PCN is still incomplete and the PCN review process will not commence until all of the requested information has been received by the district engineer. The prospective permittee shall not begin the activity until either:

- (1) He or she is notified in writing by the district engineer that the activity may proceed under the NWP with any special conditions imposed by the district or division engineer; or
- (2) Forty-five calendar days have passed from the district engineer's receipt of the complete PCN and the prospective permittee has not received written notice from the district or division engineer. However, if the permittee was required to notify the Corps pursuant to general

condition 17 that listed species or critical habitat might be affected or in the vicinity of the project, or to notify the Corps pursuant to general condition 18 that the activity may have the potential to cause effects to historic properties, the permittee cannot begin the activity until receiving written notification from the Corps that is "no effect" on listed species or "no potential to cause effects" on historic properties, or that any consultation required under Section 7 of the Endangered Species Act (see 33 CFR 330.4(f)) and/or Section 106 of the National Historic Preservation Act (see 33 CFR 330.4(g)) is completed. Also, work cannot begin under NWPs 21, 49, or 50 until the permittee has received written approval from the Corps. If the proposed activity requires a written waiver to exceed specified limits of an NWP, the permittee cannot begin the activity until the district engineer issues the waiver. If the district or division engineer notifies the permittee in writing that an individual permit is required within 45 calendar days of receipt of a complete PCN, the permittee cannot begin the activity until an individual permit has been obtained. Subsequently, the permittee's right to proceed under the NWP may be modified, suspended, or revoked only in accordance with the procedure set forth in 33 CFR 330.5(d)(2).

(b) Contents of Pre-Construction Notification: The PCN must be in writing and include the following information:

- (1) Name, address and telephone numbers of the prospective permittee;
- (2) Location of the proposed project;
- (3) A description of the proposed project; the project's purpose; direct and indirect adverse environmental effects the project would cause; any other NWP(s), regional general permit(s), or individual permit(s) used or intended to be used to authorize any part of the proposed project or any related activity. The description should be sufficiently detailed to allow the district engineer to determine that the adverse effects of the project will be minimal and to determine the need for compensatory mitigation. Sketches should be provided when necessary to show that the activity complies with the terms of the NWP. (Sketches usually clarify the project and when provided result in a quicker decision.);
- (4) The PCN must include a delineation of special aquatic sites and other waters of the United States on the project site. Wetland delineations must be prepared in accordance with the current method required by the Corps. The permittee may ask the Corps to delineate the special aquatic sites and other waters of the United States, but there may be a delay if the Corps does the delineation, especially if the project site is large or contains many waters of the United States. Furthermore, the 45 day period will not start until the delineation has been submitted to or completed by the Corps, where appropriate;
- (5) If the proposed activity will result in the loss of greater than 1/10 acre of wetlands and a PCN is required, the prospective permittee must submit a statement describing how the mitigation requirement will be satisfied. As an alternative, the prospective permittee may submit a conceptual or detailed mitigation plan.
- (6) If any listed species or designated critical habitat might be affected or is in the vicinity of the project, or if the project is located in designated critical habitat, for non-Federal applicants the PCN must include the name(s) of those endangered or threatened species that might be affected by the proposed work or utilize the designated critical habitat that may be affected by the proposed work. Federal applicants must provide documentation demonstrating compliance with the Endangered Species Act; and
- (7) For an activity that may affect a historic property listed on, determined to be eligible for listing on, or potentially eligible for listing on, the National Register of Historic Places, for non-Federal applicants the PCN must state which historic property may be affected by the proposed work or include a vicinity map indicating the location of the historic property. Federal applicants must provide documentation demonstrating compliance with Section 106 of the National Historic Preservation Act.

(c) Form of Pre-Construction Notification: The standard individual permit application form (Form ENG 4345) may be used, but the completed application form must clearly indicate that it is a PCN and must include all of the information required in paragraphs (b)(1) through (7) of this general condition. A letter containing the required information may also be used.

(d) Agency Coordination: (1) The district engineer will consider any comments from Federal and state agencies concerning the proposed activity's compliance with the terms and conditions of the NWP and the need for mitigation to reduce the project's adverse environmental effects to a minimal level.

(2) For all NWP 48 activities requiring pre-construction notification and for other NWP activities requiring pre-construction notification to the district engineer that result in the loss of greater than 1/2-acre of waters of the United States, the district engineer will immediately provide (e.g., via facsimile transmission, overnight mail, or other expeditious manner) a copy of the PCN to the appropriate Federal or state offices (U.S. FWS, state natural resource or water quality agency, EPA, State Historic Preservation Officer (SHPO) or Tribal Historic Preservation Office (THPO), and, if appropriate, the NMFS). With the exception of NWP 37, these agencies will then have 10 calendar days from the date the material is transmitted to telephone or fax the district engineer notice that they intend to provide substantive, site-specific comments. If so contacted by an agency, the district engineer will wait an additional 15 calendar days before making a decision on the pre-construction notification. The district engineer will fully consider agency comments received within the specified time frame, but will provide no response to the resource agency, except as provided below. The district engineer will indicate in the administrative record associated with each pre-construction notification that the resource agencies' concerns were considered. For NWP 37, the emergency watershed protection and rehabilitation activity may proceed immediately in cases where there is an unacceptable hazard to life or a significant loss of property or economic hardship will occur. The district engineer will consider any comments received to decide whether the NWP 37 authorization should be modified, suspended, or revoked in accordance with the procedures at 33 CFR 330.5.

(3) In cases of where the prospective permittee is not a Federal agency, the district engineer will provide a response to NMFS within 30 calendar days of receipt of any Essential Fish Habitat conservation recommendations, as required by Section 305(b)(4)(B) of the Magnuson-Stevens Fishery Conservation and Management Act.

(4) Applicants are encouraged to provide the Corps multiple copies of pre-construction notifications to expedite agency coordination.

(5) For NWP 48 activities that require reporting, the district engineer will provide a copy of each report within 10 calendar days of receipt to the appropriate regional office of the NMFS.

(e) District Engineer's Decision: In reviewing the PCN for the proposed activity, the district engineer will determine whether the activity authorized by the NWP will result in more than minimal individual or cumulative adverse environmental effects or may be contrary to the public interest. If the proposed activity requires a PCN and will result in a loss of greater than 1/10 acre of wetlands, the prospective permittee should submit a mitigation proposal with the PCN. Applicants may also propose compensatory mitigation for projects with smaller impacts. The district engineer will consider any proposed compensatory mitigation the applicant has included in the proposal in determining whether the net adverse environmental effects to the aquatic environment of the proposed work are minimal. The compensatory mitigation proposal may be either conceptual or detailed. If the district engineer determines that the activity complies with the terms and conditions of the NWP and that the adverse effects on the aquatic environment are minimal, after considering mitigation, the district engineer will notify the permittee and include any conditions the district engineer deems necessary. The district

engineer must approve any compensatory mitigation proposal before the permittee commences work. If the prospective permittee elects to submit a compensatory mitigation plan with the PCN, the district engineer will expeditiously review the proposed compensatory mitigation plan. The district engineer must review the plan within 45 calendar days of receiving a complete PCN and determine whether the proposed mitigation would ensure no more than minimal adverse effects on the aquatic environment. If the net adverse effects of the project on the aquatic environment (after consideration of the compensatory mitigation proposal) are determined by the district engineer to be minimal, the district engineer will provide a timely written response to the applicant. The response will state that the project can proceed under the terms and conditions of the NWP.

If the district engineer determines that the adverse effects of the proposed work are more than minimal, then the district engineer will notify the applicant either: (1) That the project does not qualify for authorization under the NWP and instruct the applicant on the procedures to seek authorization under an individual permit; (2) that the project is authorized under the NWP subject to the applicant's submission of a mitigation plan that would reduce the adverse effects on the aquatic environment to the minimal level; or (3) that the project is authorized under the NWP with specific modifications or conditions. Where the district engineer determines that mitigation is required to ensure no more than minimal adverse effects occur to the aquatic environment, the activity will be authorized within the 45-day PCN period. The authorization will include the necessary conceptual or specific mitigation or a requirement that the applicant submit a mitigation plan that would reduce the adverse effects on the aquatic environment to the minimal level. When mitigation is required, no work in waters of the United States may occur until the district engineer has approved a specific mitigation plan.

28. Single and Complete Project. The activity must be a single and complete project. The same NWP cannot be used more than once for the same single and complete project.

IEPA REGIONAL CONDITIONS



ILLINOIS ENVIRONMENTAL PROTECTION AGENCY

1021 NORTH GRAND AVENUE EAST, P.O. BOX 19276, SPRINGFIELD, ILLINOIS 62794-9276 - (217) 782-3397
JAMES R. THOMPSON CENTER, 100 WEST RANDOLPH, SUITE 11-300, CHICAGO, IL 60601 - (312) 814-6026
ROD R. BLAGOJEVICH, GOVERNOR DOUGLAS P. SCOTT, DIRECTOR

217/782-3362

RECEIVED

MAY 14 2007

CEMVR-OD-P

MAY 10 2007

Rock Island District
Corps of Engineers
Clock Tower Building
Rock Island, IL 61201

Re: Final Notice of Issuance of Nationwide Permits, March 12, 2007
Section 401 Certifications, Denials, and Regional Conditions

Gentlemen:

On March 12, 2007 the Corps of Engineers issued the final notice concerning the disposition of the expiring Nationwide Permits (NWP) under Section 10 of the 1899 Rivers and Harbors Act and Section 404 of the Clean Water Act.

Based on our review of the final rules, Section 401 certifications are hereby issued for the following NWP) without conditions:

- NWP 4 - Fish and Wildlife Harvesting, Enhancement, and Attraction Device and Activities
- NWP 5 - Scientific Measuring Devices
- NWP 7 - Outfall Structures and Associated Intake Structures
- NWP 20 - Oil Spill Cleanup
- NWP 22 - Removal of Vessels
- NWP 36 - Boat Ramps
- NWP 45 - Emergency Repair Activities

In addition, the following NWP) are hereby issued Section 401 certifications subject to the regional conditions as indicated below:

NWP 3 - Maintenance. Refer to Regional Conditions contained in Attachment 1

NWP 6 - Survey Activities. Refer to Regional Conditions contained in Attachment 2

NWP 12 - Utility Line Activities. Refer to Regional Conditions contained in Attachment 3

NWP 13 - Bank Stabilization. Refer to Regional Conditions contained in Attachment 4

ROCKFORD - 4302 North Main Street, Rockford, IL 61103 - (815) 987-7760 • DES PLAINES - 9511 W. Harrison St., Des Plaines, IL 60016 - (847) 294-4000
ELGIN - 595 South State, Elgin, IL 60123 - (847) 608-3131 • PEORIA - 5415 N. University St., Peoria, IL 61614 - (309) 693-5463
BUREAU OF LAND - PEORIA - 7620 N. University St., Peoria, IL 61614 - (309) 693-5462 • CHAMPAIGN - 2125 South First Street, Champaign, IL 61820 - (217) 278-5800
SPRINGFIELD - 4500 S. Sixth Street Rd., Springfield, IL 62706 - (217) 786-6892 • COLLINSVILLE - 2009 Mall Street, Collinsville, IL 62234 - (618) 346-5120
MARION - 2309 W. Main St., Suite 116, Marion, IL 62959 - (618) 993-7200

NWP 14 - Linear Transportation Projects. Refer to Regional Conditions contained in Attachment 5

NWP 27 - Aquatic Habitat Restoration, Establishment, and Enhancement Activities. All activities conducted under NWP 27 shall be in accordance with the provisions of 35 Il. Adm. Code 405.108. Work in reclaimed surface coal mine areas are required to obtain prior authorization from the Illinois EPA for any activities that result in the use of acid-producing mine refuse.

NWP 33 - Temporary Construction, Access and Dewatering. Refer to Regional Conditions contained in Attachment 6

NWP 38 - Cleanup of Hazardous and Toxic Waste. Refer to Regional Conditions contained in Attachment 7

NWP 41 - Reshaping Existing Drainage Ditches. Refer to Regional Conditions contained in Attachment 8

NWP 46 - Discharges into Ditches. Refer to Regional Conditions contained in Attachment 9

NWP 47 - Pipeline Safety Program Designated Time Sensitive Inspections and Repairs. Refer to Regional Conditions contained in Attachment 10

Section 401 Certification is denied for the following NWPs:


- NWP 15 - U.S. Coast Guard Approved Bridges
- NWP 16 - Return Water from Upland Contained Disposal Areas
- NWP 17 - Hydropower Projects
- NWP 18 - Minor Discharges
- NWP 19 - Minor Dredging
- NWP 21 - Surface Coal Mining Activities
- NWP 23 - Approved Categorical Exclusions
- NWP 25 - Structural Discharges
- NWP 29 - Residential Development
- NWP 30 - Moist Soil Management for Wildlife
- NWP 31 - Maintenance of Existing Flood Control Facilities
- NWP 32 - Completed Enforcement Actions
- NWP 34 - Cranberry Production Activities
- NWP 37 - Emergency Watershed Protection and Rehabilitation
- NWP 39 - Commercial, and Institutional Developments
- NWP 40 - Agricultural Activities
- NWP 42 - Recreational Facilities
- NWP 43 - Stormwater Management Facilities
- NWP 44 - Mining Activities

Page 3
Nationwide Permits

NWP 48 - Commercial Shellfish Aquaculture Activities
NWP 49 - Coal Remining Activities
NWP 50 - Underground Coal Mining Activities

Should you have any questions or comments regarding the content of this letter, please contact me or my staff at the above telephone number and address.

Sincerely,



Bruce J. Yurdin
Manager, Watershed Management Section
Bureau of Water

cc: Records Unit
CoE, Chicago District
CoE, Louisville District
CoE, Memphis District
CoE, St. Louis District
IDNR, OWR, DWRM, Schaumburg and Springfield
USEPA, Region 5
USFWS, Rock Island, Barrington and Marion

Attachment 1

ILLINOIS EPA WATER QUALITY CERTIFICATION
REGIONAL CONDITIONS FOR NATIONWIDE PERMIT 3

1. The applicant shall not cause:
 - A. violation of applicable provisions of the Illinois Environmental Protection Act;
 - B. water pollution defined and prohibited by the Illinois Environmental Protection Act;
 - C. violation of applicable water quality standards of the Illinois Pollution Control Board, Title 35, Subtitle C: Water Pollution Rules and Regulation; or
 - D. interference with water use practices near public recreation areas or water supply intakes.
2. Any spoil material excavated, dredged or otherwise produced must not be returned to the waterway but must be deposited in a self-contained area in compliance with all state statutes, as determined by the Illinois EPA.
3. Any backfilling must be done with clean material and placed in a manner to prevent violation of applicable water quality standards.
4. The applicant for Nationwide Permit shall provide adequate planning and supervision during the project construction period for implementing construction methods, processes and cleanup procedures necessary to prevent water pollution and control erosion.
5. All areas affected by construction shall be mulched and seeded as soon after construction as possible. The applicant for Nationwide 3 shall undertake necessary measures and procedures to reduce erosion during construction. Interim measures to prevent erosion during construction shall be taken and may include the installation of staked straw bales, sedimentation basins and temporary mulching. All construction within the waterway shall be conducted during zero or low flow conditions. The applicant for Nationwide 3 shall be responsible for obtaining an NPDES Storm Water Permit prior to initiating construction if the construction activity associated with the project will result in the disturbance of 1 (one) or more acres, total land area. An NPDES Storm Water Permit may be obtained by submitting a properly completed Notice of Intent (NOI) form by certified mail to the Agency's Division of Water Pollution Control, Permit Section.
6. The applicant for Nationwide 3 shall implement erosion control measures consistent with the "Illinois Urban Manual" (IEPA/USDA, NRCS; 2002).
7. Temporary work pads, cofferdams, access roads and other temporary fills shall be constructed of clean coarse aggregate or non-erodible non-earthen fill material that will not cause siltation. Sandbags, pre-fabricated rigid materials, sheet piling, inflatable bladders and fabric lined basins may be used for temporary facilities.
8. The applicant for Nationwide 3 that uses temporary work pads, cofferdams, access roads and other temporary fills in order to perform work in creeks, streams, or rivers shall maintain flow in these waters by utilizing dam and pumping, fluming, culverts or other such techniques.

Attachment 2

**ILLINOIS EPA WATER QUALITY CERTIFICATION
REGIONAL CONDITIONS FOR NATIONWIDE PERMIT 6**

1. The applicant shall not cause:
 - A. violation of applicable provisions of the Illinois Environmental Protection Act;
 - B. water pollution defined and prohibited by the Illinois Environmental Protection Act;
 - C. violation of applicable water quality standards of the Illinois Pollution Control Board, Title 35, Subtitle C: Water Pollution Rules and Regulation; or
 - D. interference with water use practices near public recreation areas or water supply intakes.
2. The applicant for Nationwide Permit shall provide adequate planning and supervision during the project construction period for implementing construction methods, processes and cleanup procedures necessary to prevent water pollution and control erosion.
3. Material resulting from trench excavation within surface waters of the State may be temporarily sidecast adjacent to the trench excavation provided that:
 - A. Sidecast material is not placed within a creek, stream, river or other flowing water body such that material dispersion could occur;
 - B. Side cast material is not placed within ponds or other water bodies other than wetlands; and
 - C. Sidecast material is not placed within a wetland for a period longer than twenty (20) calendar days. Such sidecast material shall either be removed from the site, or used as backfill (refer to Condition 4 and 5).
4. Backfill used within trenches passing through surface water of the State, except wetland areas, shall be clean coarse aggregate, gravel or other material which will not cause siltation. Excavated material may be used only if:
 - A. Particle size analysis is conducted and demonstrates the material to be at least 80% sand or larger size material, using a #230 U.S. sieve; or
 - B. Excavation and backfilling are done under dry conditions.
5. Backfill used within trenches passing through wetland areas shall consist of clean material which will not cause siltation. Excavated material shall be used to the extent practicable, with the upper six (6) to twelve (12) inches backfilled with the topsoil obtained during trench excavation.
6. Temporary work pads shall be constructed of clean coarse aggregate or non-erodible non-earthen fill material that will not cause siltation. Sandbags, pre-fabricated rigid materials, sheet piling, inflatable bladders and fabric lined basins may be used for temporary facilities.
7. The applicant for Nationwide 6 that uses temporary work pads in order to perform work in creeks, streams, or rivers shall maintain flow in these waters by utilizing dam and pumping, fluming, culverts or other such techniques.

Attachment 3

**ILLINOIS EPA WATER QUALITY CERTIFICATION
REGIONAL CONDITIONS FOR NATIONWIDE PERMIT 12**

The Illinois Environmental Protection Agency hereby issues Section 401 water quality certification applicable to Nationwide Permit 12. Department of the Army (DA) authorization pursuant to Section 404 of the Clean Water Act (33 U.S.C. 1344) under Nationwide 12 will be subject to the Illinois EPA conditions in addition to the conditions imposed by the Corps of Engineers, issued with the Nationwide Permits. The affected geographical area is the entire State of Illinois and all waters of the United States on the border and therein.

1. Case-specific water quality certification from the Illinois EPA will be required for activities in the following waters:
 - A. Chicago Sanitary and Ship Canal
 - B. Calumet-Sag Channel
 - C. Little Calumet River
 - D. Grand Calumet River
 - E. Calumet River
 - F. South Branch of the Chicago River (including the South Fork)
 - G. North Branch of the Chicago River (including the East and West Forks and the Skokie Lagoons)
 - H. Chicago River (Main Stem)
 - I. Lake Calumet
 - J. Des Plaines River
 - K. Fox River (including the Fox Chain of Lakes)
 - L. Saline River (in Hardin County)
 - M. Richland Creek (in St. Clair and Monroe Counties)
 - N. Lake Michigan
 - O. Rock River (in Winnebago County)
 - P. Illinois River upstream of mile 229.6 (Illinois Route 178 bridge)
 - Q. Illinois River between mile 140.0 and 182.0
 - R. Pettibone Creek (in Lake County)
 - S. DuPage River (including the East and West Branches)
 - T. Salt Creek (Des Plaines River Watershed)
 - U. Waukegan River (including the South Branch)
 - V. All Public and Food Processing Water Supplies with surface intake facilities. The Illinois EPA's Bureau of Water, Watershed Management Section at 217/782-3362 may be contacted for information on these water supplies.
2. Section 401 is hereby issued for all other waters, with the following conditions:
 - A. The applicant for Nationwide Permit 12 shall not cause:
 - i. violation of applicable provisions of the Illinois Environmental Protection Act;
 - ii. water pollution defined and prohibited by the Illinois Environmental Protection Act;
 - iii. violation of applicable water quality standards of the Illinois Pollution Control Board, Title 35, Subtitle C: Water Pollution Rules and Regulation; or

Page 7
Nationwide Permits

- iv. interference with water use practices near public recreation areas or water supply intakes.
- B. The applicant for Nationwide Permit shall provide adequate planning and supervision during the project construction period for implementing construction methods, processes and cleanup procedures necessary to prevent water pollution and control erosion.
- C. Material resulting from trench excavation within surface waters of the State may be temporarily sidecast adjacent to the trench excavation provided that:
 - i. Sidecast material is not placed within a creek, stream, river or other flowing water body such that material dispersion could occur;
 - ii. Side cast material is not placed within ponds or other water bodies other than wetlands; and
 - iii. Sidecast material is not placed within a wetland for a period longer than twenty (20) calendar days. Such sidecast material shall either be removed from the site (refer to Condition 2.F), or used as backfill (refer to Condition 2.D and 2.E).
- D. Backfill used within trenches passing through surface water of the State, except wetland areas, shall be clean course aggregate, gravel or other material which will not cause siltation, pipe damage during placement, or chemical corrosion in place. Excavated material may be used only if:
 - i. Particle size analysis is conducted and demonstrates the material to be at least 80% sand or larger size material, using a #230 U.S. sieve; or
 - ii. Excavation and backfilling are done under dry conditions.
- E. Backfill used within trenches passing through wetland areas shall consist of clean material which will not cause siltation, pipe damage during placement, or chemical corrosion in place. Excavated material shall be used to the extent practicable, with the upper six (6) to twelve (12) inches backfilled with the topsoil obtained during trench excavation.
- F. All material excavated which is not being used as backfill as stipulated in Condition 2.D and 2.E shall be stored or disposed in self-contained areas with no discharge to waters of the State. Material shall be disposed of appropriately under the regulations at 35 Il. Adm. Code Subtitle G.
- G. All areas affected by construction shall be mulched and seeded as soon after construction as possible. The applicant for Nationwide 12 shall undertake necessary measures and procedures to reduce erosion during construction. Interim measures to prevent erosion during construction shall be taken and may include the installation of staked straw bales, sedimentation basins and temporary mulching. All construction within the waterway shall be conducted during zero or low flow conditions. The applicant for Nationwide 12 shall be responsible for obtaining an NPDES Storm Water Permit required by the federal Clean Water Act prior to initiating construction if the construction activity associated with the project will result in the disturbance of 1 (one) or more acres, total land area. An NPDES Storm Water Permit may be obtained by submitting a properly completed Notice of Intent (NOI) form by certified mail to the Agency's Division of Water Pollution Control, Permit Section.
- H. The applicant for Nationwide 12 shall implement erosion control measures consistent with

the "Illinois Urban Manual" (IEPA/USDA, NRCS; 2002).

- I. The use of directional drilling to install utility pipelines below surface waters of the State is hereby certified provided that:
 - i. All pits and other construction necessary for the directional drilling process are located outside of surface waters of the State;
 - ii. All drilling fluids shall be adequately contained such that they cannot make their way to surface waters of the State. Such fluids shall be treated as stipulated in Condition 2.F; and
 - iii. Erosion and sediment control is provided in accordance with Conditions 2.B, 2.G, and 2.H.
- J. Temporary work pads, cofferdams, access roads and other temporary fills shall be constructed of clean coarse aggregate or non-erodible non-earthen fill material that will not cause siltation. Material excavated or dredged from the surface water or wetland shall not be used to construct the temporary facility. Sandbags, pre-fabricated rigid materials, sheet piling, inflatable bladders and fabric lined basins may be used for temporary facilities.
- K. The applicant for Nationwide 12 that uses temporary work pads, cofferdams, access roads or other temporary fills in order to perform work in creeks, streams, or rivers for construction activities shall maintain flow in these waters during such construction activity by utilizing dam and pumping, fluming, culverts or other such techniques.
- L. Permanent access roads shall be constructed of clean coarse aggregate or non-erodible non-earthen fill material that will not cause siltation. Material excavated or dredged from the surface water or wetland shall not be used to construct the access road in waters of the state. The applicant for Nationwide 12 that constructs access roads shall maintain flow in creeks, streams and rivers by installing culverts, bridges or other such techniques.
- M. Case specific water quality certification from Illinois EPA will be required for projects that involve dredge and fill activities in bogs, fens or forested wetlands defined as follows:
 - i. A bog is a low nutrient peatland, usually in a glacial depression, that is acidic in the surface stratum and often dominated at least in part by the genus *Sphagnum*. *P.*
 - ii. A fen is a peatland, herbaceous (including calcareous floating mats) or wooded, with calcareous groundwater flow.
 - iii. A forested wetland is a wetland dominated by native woody vegetation with at least one of the following species or genera present: *Carya spp.*, *Cephalanthus occidentalis*, *Cornus alternifolia*, *Fraxinus nigra*, *Juglans cinerea*, *Nyssa sylvatica*, *Quercus spp.*, *Thuja occidentalis*, *Betula nigra*, *Betula alleghaniensis*, *Betula papyrifera*, *Fagus grandifolia*.

Attachment 4

**ILLINOIS EPA WATER QUALITY CERTIFICATION
REGIONAL CONDITIONS FOR NATIONWIDE PERMIT 13**

1. The bank stabilization activities shall not exceed 500 linear feet.
2. Asphalt, bituminous material and concrete with protruding material such as reinforcing bars or mesh shall not be:
 - A. used for backfill;
 - B. placed on shorelines/streambanks; or
 - C. placed in waters of the State.
3. Any spoil material excavated, dredged or otherwise produced must not be returned to the waterway but must be deposited in a self-contained area in compliance with all state statues, as determined by the Illinois EPA.
4. Any backfilling must be done with clean material and placed in a manner to prevent violation of applicable water quality standards.
5. The applicant shall consider installing bioengineering practices in lieu of structural practices of bank stabilization to minimize impacts to the lake, pond, river or stream and enhance aquatic habitat. Bioengineering techniques may include, but are not limited to:
 - A. adequately sized riprap or A-Jack structures keyed into the toe of the slope with native plantings on the banks above;
 - B. vegetated geogrids;
 - C. coconut fiber (coir) logs;
 - D. live, woody vegetative cuttings, fascines or stumps;
 - E. brush layering; and
 - F. soil lifts.

Attachment 5

**ILLINOIS EPA WATER QUALITY CERTIFICATION
REGIONAL CONDITIONS FOR NATIONWIDE PERMIT 14**

1. The affected area of the stream channel shall not exceed 100 linear feet, as measured along the stream corridor.
2. Any spoil material excavated, dredged or otherwise produced must not be returned to the waterway but must be deposited in a self-contained area in compliance with all state statutes, as determined by the Illinois EPA.
3. Any backfilling must be done with clean material and placed in a manner to prevent violation of applicable water quality standards.
4. The applicant shall not cause:
 - A. violation of applicable provisions of the Illinois Environmental Protection Act;
 - B. water pollution defined and prohibited by the Illinois Environmental Protection Act;
 - C. violation of applicable water quality standards of the Illinois Pollution Control Board, Title 35, Subtitle C: Water Pollution Rules and Regulation; or
 - D. interference with water use practices near public recreation areas or water supply intakes.
5. All areas affected by construction shall be mulched and seeded as soon after construction as possible. The applicant shall undertake necessary measures and procedures to reduce erosion during construction. Interim measures to prevent erosion during construction shall be taken and may include the installation of staked straw bales, sedimentation basins and temporary mulching. All construction within the waterway shall be conducted during zero or low flow conditions. The applicant shall be responsible for obtaining an NPDES Storm Water Permit prior to initiating construction if the construction activity associated with the project will result in the disturbance of 1 (one) or more acres, total land area. An NPDES Storm Water Permit may be obtained by submitting a properly completed Notice of Intent (NOI) form by certified mail to the Agency's Division of Water Pollution Control, Permit Section.
6. The applicant shall implement erosion control measures consistent with the "Illinois Urban Manual" (IEPA/USDA, NRCS; 2002).
7. Temporary work pads, cofferdams, access roads and other temporary fills shall be constructed of clean coarse aggregate or non-erodible non-earthen fill material that will not cause siltation. Sandbags, pre-fabricated rigid materials, sheet piling, inflatable bladders and fabric lined basins may be used for temporary facilities.
8. The applicant for Nationwide Permit 14 that uses temporary work pads, cofferdams, access roads and other temporary fills in order to perform work in creeks, streams, or rivers shall maintain flow in these waters by utilizing dam and pumping, fluming, culverts or other such techniques.
9. Case specific water quality certification from Illinois EPA will be required for projects that involve dredge and fill activities in bogs, fens or forested wetlands defined as follows:

- A. A bog is a low nutrient peatland, usually in a glacial depression, that is acidic in the surface stratum and often dominated at least in part by the genus *Sphagnum*. *P.*
- B. A fen is a peatland, herbaceous (including calcareous floating mats) or wooded, with calcareous groundwater flow.
- C. A forested wetland is a wetland dominated by native woody vegetation with at least one of the following species or genera present: *Carya spp.*, *Cephalanthus occidentalis*, *Cornus alternifolia*, *Fraxinus nigra*, *Juglans cinerea*, *Nyssa sylvatica*, *Querus spp.*, *Thuja occidentalis*, *Betula nigra*, *Betula alleghaniensis*, *Betula papyrifera*, *Fagus grandifolia*.

Attachment 6

ILLINOIS EPA WATER QUALITY CERTIFICATION
REGIONAL CONDITIONS FOR NATIONWIDE PERMIT 33

1. Any spoil material excavated, dredged or otherwise produced must not be returned to the waterway but must be deposited in a self-contained area in compliance with all state statues, as determined by the Illinois EPA.
2. Any backfilling must be done with clean material and placed in a manner to prevent violation of applicable water quality standards.
3. The applicant shall not cause:
 - A. violation of applicable provisions of the Illinois Environmental Protection Act;
 - B. water pollution defined and prohibited by the Illinois Environmental Protection Act;
 - C. violation of applicable water quality standards of the Illinois Pollution Control Board, Title 35, Subtitle C: Water Pollution Rules and Regulation; or
 - D. interference with water use practices near public recreation areas or water supply intakes.
4. All areas affected by construction shall be mulched and seeded as soon after construction as possible. The applicant shall undertake necessary measures and procedures to reduce erosion during construction. Interim measures to prevent erosion during construction shall be taken and may include the installation of staked straw bales, sedimentation basins and temporary mulching. All construction within the waterway shall be conducted during zero or low flow conditions. The applicant shall be responsible for obtaining an NPDES Storm Water Permit prior to initiating construction if the construction activity associated with the project will result in the disturbance of 1 (one) or more acres, total land area. An NPDES Storm Water Permit may be obtained by submitting a properly completed Notice of Intent (NOI) form by certified mail to the Agency's Division of Water Pollution Control, Permit Section.
5. The applicant shall implement erosion control measures consistent with the "Illinois Urban Manual" (IEPA/USDA, NRCS; 2002).
6. Temporary work pads, cofferdams, access roads and other temporary fills shall be constructed of clean coarse aggregate or non-erodible non-earthen fill material that will not cause siltation. Sandbags, pre-fabricated rigid materials, sheet piling, inflatable bladders and fabric lined basins may be used for temporary facilities.
7. The applicant for Nationwide Permit 33 that uses temporary work pads, cofferdams, access roads and other temporary fills in order to perform work in creeks, streams, or rivers shall maintain flow in these waters by utilizing dam and pumping, fluming, culverts or other such techniques.

Attachment 7

**ILLINOIS EPA WATER QUALITY CERTIFICATION
REGIONAL CONDITIONS FOR NATIONWIDE PERMIT 38**

1. The applicant shall not cause:
 - A. violation of applicable provisions of the Illinois Environmental Protection Act;
 - B. water pollution defined and prohibited by the Illinois Environmental Protection Act;
 - C. violation of applicable water quality standards of the Illinois Pollution Control Board, Title 35, Subtitle C: Water Pollution Rules and Regulation; or
 - D. interference with water use practices near public recreation areas or water supply intakes.
2. In addition to any actions required of the NWP applicant with respect to the "Notification" General Condition 27, the applicant shall notify the Illinois EPA, Bureau of Water, of the specific activity. This notification shall include information concerning the orders and approvals that have been or will be obtained from the Illinois EPA Bureau of Land (BOL), for all cleanup activities under BOL jurisdiction or for which authorization or approval is sought from BOL for no further remedial action.
3. This certification for Nationwide Permit 38 is not valid for activities that do not require or will not receive authorization or approval from the BOL.

Attachment 8

**ILLINOIS EPA WATER QUALITY CERTIFICATION
REGIONAL CONDITIONS FOR NATIONWIDE PERMIT 41**

1. The applicant shall not cause:
 - A. violation of applicable provisions of the Illinois Environmental Protection Act;
 - B. water pollution defined and prohibited by the Illinois Environmental Protection Act;
 - C. violation of applicable water quality standards of the Illinois Pollution Control Board, Title 35, Subtitle C: Water Pollution Rules and Regulation; or
 - D. interference with water use practices near public recreation areas or water supply intakes.
2. The applicant for Nationwide Permit shall provide adequate planning and supervision during the project construction period for implementing construction methods, processes and cleanup procedures necessary to prevent water pollution and control erosion.
3. Any spoil material excavated, dredged or otherwise produced must not be returned to the waterway but must be deposited in a self-contained area in compliance with all state statues, regulations and permit requirements with no discharge to waters of the State unless a permit has been issued by the Illinois EPA. Any backfilling must be done with clean material and placed in a manner to prevent violation of applicable water quality standards.
4. All areas affected by construction shall be mulched and seeded as soon after construction as possible. The applicant shall undertake necessary measures and procedures to reduce erosion during construction. Interim measures to prevent erosion during construction shall be taken and may include the installation of staked straw bales, sedimentation basins and temporary mulching. All construction within the waterway shall be conducted during zero or low flow conditions. The applicant shall be responsible for obtaining an NPDES Storm Water Permit prior to initiating construction if the construction activity associated with the project will result in the disturbance of 1 (one) or more acres, total land area. An NPDES Storm Water Permit may be obtained by submitting a properly completed Notice of Intent (NOI) form by certified mail to the Agency's Division of Water Pollution Control, Permit Section.
5. The applicant shall implement erosion control measures consistent with the "Illinois Urban Manual" (IEPA/USDA, NRCS; 2002).
6. The applicant is advised that the following permit(s) must be obtained from the Agency: permits to construct sanitary sewers, water mains and related facilities prior to construction.
7. The proposed work shall be constructed with adequate erosion control measures (i.e., silt fences, straw bales, etc.) to prevent transport of sediment and materials to the adjoining wetlands and/or streams.

Attachment 9

**ILLINOIS EPA WATER QUALITY CERTIFICATION
REGIONAL CONDITIONS FOR NATIONWIDE PERMIT 46**

1. The applicant shall not cause:
 - A. violation of applicable provisions of the Illinois Environmental Protection Act;
 - B. water pollution defined and prohibited by the Illinois Environmental Protection Act;
 - C. violation of applicable water quality standards of the Illinois Pollution Control Board, Title 35, Subtitle C: Water Pollution Rules and Regulation; or
 - D. interference with water use practices near public recreation areas or water supply intakes.
2. The applicant for Nationwide Permit shall provide adequate planning and supervision during the project construction period for implementing construction methods, processes and cleanup procedures necessary to prevent water pollution and control erosion.
3. Any spoil material excavated, dredged or otherwise produced must not be returned to the waterway but must be deposited in a self-contained area in compliance with all state statues, regulations and permit requirements with no discharge to waters of the State unless a permit has been issued by the Illinois EPA. Any backfilling must be done with clean material and placed in a manner to prevent violation of applicable water quality standards.
4. All areas affected by construction shall be mulched and seeded as soon after construction as possible. The applicant shall undertake necessary measures and procedures to reduce erosion during construction. Interim measures to prevent erosion during construction shall be taken and may include the installation of staked straw bales, sedimentation basins and temporary mulching. All construction within the waterway shall be conducted during zero or low flow conditions. The applicant shall be responsible for obtaining an NPDES Storm Water Permit prior to initiating construction if the construction activity associated with the project will result in the disturbance of 1 (one) or more acres, total land area. An NPDES Storm Water Permit may be obtained by submitting a properly completed Notice of Intent (NOI) form by certified mail to the Agency's Division of Water Pollution Control, Permit Section.
5. The applicant shall implement erosion control measures consistent with the "Illinois Urban Manual" (IEPA/USDA, NRCS; 2002).
6. The applicant is advised that the following permit(s) must be obtained from the Agency: permits to construct sanitary sewers, water mains and related facilities prior to construction.
7. The proposed work shall be constructed with adequate erosion control measures (i.e., silt fences, straw bales, etc.) to prevent transport of sediment and materials to the adjoining wetlands and/or streams.
8. The applicant shall not sever the connection between upstream and downstream surface waters of the State by the discharge of dredged or fill material into ditches.

Attachment 10

**ILLINOIS EPA WATER QUALITY CERTIFICATION
REGIONAL CONDITIONS FOR NATIONWIDE PERMIT 47**

The Illinois Environmental Protection Agency hereby issues Section 401 water quality certification applicable to Nationwide Permit 47. Department of the Army (DA) authorization pursuant to Section 404 of the Clean Water Act (33 U.S.C. 1344) under Nationwide 47 will be subject to the Illinois EPA conditions in addition to the conditions imposed by the Corps of Engineers, issued with the Nationwide Permits. The affected geographical area is the entire State of Illinois and all waters of the United States on the border and therein.

1. Case-specific water quality certification from the Illinois EPA will be required for the discharge of dredged materials in the following waters :

- A. Chicago Sanitary and Ship Canal
- B. Calumet-Sag Channel
- C. Little Calumet River
- D. Grand Calumet River
- E. Calumet River
- F. South Branch of the Chicago River (including the South Fork)
- G. North Branch of the Chicago River (including the East and West Forks and the Skokie Lagoons)
- H. Chicago River (Main Stem)
- I. Lake Calumet
- J. Des Plaines River
- K. Fox River (including the Fox Chain of Lakes)
- L. Saline River (in Hardin County)
- M. Richland Creek (in St. Clair and Monroe Counties)
- N. Lake Michigan
- O. Rock River (in Winnebago County)
- P. Illinois River upstream of mile 229.6 (Illinois Route 178 bridge)
- Q. Illinois River between mile 140.0 and 182.0
- R. Pettibone Creek (in Lake County)
- S. DuPage River (including the East and West Branches)
- T. Salt Creek (Des Plaines River Watershed)
- U. Waukegan River (including the South Branch)
- V. All Public and Food Processing Water Supplies with surface intake facilities. The Illinois EPA's Bureau of Water, Watershed Management Section can be contacted at 217-782-3362 for further information on these water supplies.

Page 17
Nationwide Permits

2. Section 401 is hereby issued for all other waters and for projects in the waters identified in Condition 1 that do not involve discharge of dredged materials, with the following conditions:
 - A. The applicant shall not cause:
 - i. violation of applicable provisions of the Illinois Environmental Protection Act;
 - ii. water pollution defined and prohibited by the Illinois Environmental Protection Act;
 - iii. violation of applicable water quality standards of the Illinois Pollution Control Board, Title 35, Subtitle C: Water Pollution Rules and Regulation; or
 - iv. interference with water use practices near public recreation areas or water supply intakes.
 - B. The applicant for Nationwide Permit shall provide adequate planning and supervision during the project construction period for implementing construction methods, processes and cleanup procedures necessary to prevent water pollution and control erosion.
 - C. All areas affected by construction shall be mulched and seeded as soon after construction as possible. The applicant shall undertake necessary measures and procedures to reduce erosion during construction. Interim measures to prevent erosion during construction shall be taken and may include the installation of staked straw bales, sedimentation basins and temporary mulching. All construction within the waterway shall be conducted during zero or low flow conditions. The applicant shall be responsible for obtaining an NPDES Storm Water Permit required by the Clean Water Act prior to initiating construction if the construction activity associated with the project will result in the disturbance of 1 (one) or more acres, total land area. An NPDES Storm Water Permit may be obtained by submitting a properly completed Notice of Intent (NOI) form by certified mail to the Agency's Division of Water Pollution Control, Permit Section
 - D. The applicant shall implement erosion control measures consistent with the "Illinois Urban Manual" (IEPA/USDA, NRCS; 2002).
 - E. Backfill used within trenches passing through wetland areas shall consist of clean material which will not cause siltation, pipe damage during placement, or chemical corrosion in place. Excavated material shall be used to the extent practicable, with the upper six (6) to twelve (12) inches backfilled with the topsoil obtained during trench excavation.
 - F. All material excavated which is not being used as backfill as stipulated in Condition 2.F and 2.G shall be stored or disposed in self-contained areas with no discharge to waters of the State. Material shall be disposed of appropriately under the regulations at 35 Il. Adm. Code Subtitle G.
 - G. The use of directional drilling to install utility pipelines below surface waters of the State is hereby certified provided that:
 - i. All pits and other construction necessary for the directional drilling process are located outside of surface waters of the State;
 - ii. All drilling fluids shall be adequately contained such that they cannot make their way to surface waters of the State. Such fluids shall be treated as stipulated in Condition 2.H; and
 - iii. Erosion and sediment control is provided in accordance with Conditions 2.B, 2.C, and 2.D.

Page 18
Nationwide Permits

- H. Temporary work pads, cofferdams, access roads and other temporary fills shall be constructed of clean coarse aggregate or non-erodible non-earthen fill material that will not cause siltation. Material dredged or excavated from the surface water or wetland shall not be used to construct the temporary facility. Sandbags, pre-fabricated rigid materials, sheet piling, inflatable bladders and fabric lined basins may be used for temporary facilities.
- I. The applicant for Nationwide 47 that uses temporary work pads, cofferdams, access roads or other temporary fills in order to perform work in creeks, streams, or rivers for construction activities shall maintain flow in the these waters during such construction activity by utilizing dam and pumping, fluming, culverts or other such techniques.

**REQUIRED CONTRACT PROVISIONS
FEDERAL-AID CONSTRUCTION CONTRACTS**

	Page
I. General	1
II. Nondiscrimination	1
III. Nonsegregated Facilities	3
IV. Payment of Predetermined Minimum Wage.....	3
V. Statements and Payrolls	5
VI. Record of Materials, Supplies, and Labor.....	6
VII. Subletting or Assigning the Contract.....	6
VIII. Safety: Accident Prevention	7
IX. False Statements Concerning Highway Projects.....	7
X. Implementation of Clean Air Act and Federal Water Pollution Control Act	7
XI. Certification Regarding Debarment, Suspension, Ineligibility, and Voluntary Exclusion	8
XII. Certification Regarding Use of Contract Funds for Lobbying	9

ATTACHMENTS

- A. Employment Preference for Appalachian Contracts
(included in Appalachian contracts only)

I. GENERAL

1. These contract provisions shall apply to all work performed on the contract by the contractor's own organization and with the assistance of workers under the contractor's immediate superintendence and to all work performed on the contract by piecework, station work, or by subcontract.
2. Except as otherwise provided for in each section, the contractor shall insert in each subcontract all of the stipulations contained in these Required Contract Provisions, and further require their inclusion in any lower tier subcontract or purchase order that may in turn be made. The Required Contract Provisions shall not be incorporated by reference in any case. The prime contractor shall be responsible for compliance by any subcontractor or lower tier subcontractor with these Required Contract Provisions.
3. A breach of any of the stipulations contained in these Required Contract Provisions shall be sufficient grounds for termination of the contract.
4. A breach of the following clauses of the Required Contract Provisions may also be grounds for debarment as provided in 29 CFR 5.12:
 - Section I, paragraph 2;
 - Section IV, paragraphs 1, 2, 3, 4 and 7;
 - Section V, paragraphs 1 and 2a through 2g.
5. Disputes arising out of the labor standards provisions of Section IV (except paragraph 5) and Section V of these Required Contract Provisions shall not be subject to the general disputes clause of this contract. Such disputes shall be resolved in accordance with the procedures of the U.S. Department of Labor (DOL) as set forth in 29 CFR 5, 6 and 7. Disputes within the meaning of this clause include disputes between the contractor (or any of its subcontractors) and the contracting agency, the DOL, or the contractor's employees or their representatives.
6. Selection of Labor: During the performance of this contract, the contractor shall not:
 - a. Discriminate against labor from any other State, possession, or territory of the United States (except for employment preference for Appalachian contracts, when applicable, as specified in Attachment A), or

- b. Employ convict labor for any purpose within the limits of the project unless it is labor performed by convicts who are on parole, supervised release, or probation.

II. NONDISCRIMINATION

(Applicable to all Federal-aid construction contracts and to all related subcontracts of \$10,000 or more.)

1. Equal Employment Opportunity: Equal employment opportunity (EEO) requirements not to discriminate and to take affirmative action to assure equal opportunity as set forth under laws, executive orders, rules, regulations (28 CFR 35, 29 CFR 1630 and 41 CFR 60 (and orders of the Secretary of Labor as modified by the provisions prescribed herein, and imposed pursuant to 23 U.S.C. 140 shall constitute the EEO and specific affirmative action standards for the contractor's project activities under this contract. The Equal Opportunity Construction Contract Specifications set forth under 41 CFR 60-4.3 and the provisions of the American Disabilities Act of 1990 (42 U.S.C. 12101 et seq.) set forth under 28 CFR 35 and 29 CFR 1630 are incorporated by reference in this contract. In the execution of this contract, the contractor agrees to comply with the following minimum specific requirement activities of EEO:

- a. The contractor will work with the State highway agency (SHA) and the Federal Government in carrying out EEO obligations and in their review of his/her activities under the contract.
- b. The contractor will accept as his operating policy the following statement: "It is the policy of this Company to assure that applicants are employed, and that employees are treated during employment, without regard to their race, religion, sex, color, national origin, age or disability. Such action shall include: employment, upgrading, demotion, or transfer; recruitment or recruitment advertising; layoff or termination; rates of pay or other forms of compensation; and selection for training, including apprenticeship, preapprenticeship, and/or on-the-job-training."

2. EEO Officer: The contractor will designate and make known to the SHA contracting officers an EEO Officer who will have the responsibility for an must be capable of effectively administering and promoting an active contractor program of EEO and who must be assigned adequate authority and responsibility to do so.

3. Dissemination of Policy: All members of the contractor's staff who are authorized to hire, supervise, promote, and discharge employees, or who recommend such action, or who are substantially involved in such action, will be made fully cognizant of, and will implement, the contractor's EEO policy and contractual responsibilities to provide EEO in each grade and classification of employment. To ensure that the above agreement will be met, the following actions will be taken as a minimum:

- a. Periodic meetings of supervisory and personnel office employees will be conducted before the start of work and then not less often than once every six months, at which time the contractor's EEO policy and its implementation will be reviewed and explained. The meetings will be conducted by the EEO Officer.
- b. All new supervisory or personnel office employees will be given a thorough indoctrination by the EEO Officer, covering all major aspects of the contractor's EEO obligations within thirty days following their reporting for duty with the contractor.
- c. All personnel who are engaged in direct recruitment for the project will be instructed by the EEO Officer in the contractor's procedures for locating and hiring minority group employees.
- d. Notices and posters setting forth the contractor's EEO policy will be placed in areas readily accessible to employees,

applicants for employment and potential employees.

e. The contractor's EEO policy and the procedures to implement such policy will be brought to the attention of employees by means of meetings, employee handbooks, or other appropriate means.

4. Recruitment: When advertising for employees, the contractor will include in all advertisements for employees the notation: "An Equal Opportunity Employer." All such advertisements will be placed in publications having a large circulation among minority groups in the area from which the project work force would normally be derived.

a. The contractor will, unless precluded by a valid bargaining agreement, conduct systematic and direct recruitment through public and private employees referral sources likely to yield qualified minority group applicants. To meet this requirement, the contractor will identify sources of potential minority group employees, and establish which such identified sources procedures whereby minority group applicants may be referred to the contractor for employment consideration.

b. In the event the contractor has a valid bargaining agreement providing for exclusive hiring hall referrals, he is expected to observe the provisions of that agreement to the extent that the system permits the contractor's compliance with EEO contract provisions. (The DOL has held that where implementation of such agreements have the effect of discriminating against minorities or women, or obligates the contractor to do the same, such implementation violates Executive Order 11246, as amended.)

c. The contractor will encourage his present employees to refer minority group applicants for employment. Information and procedures with regard to referring minority group applicants will be discussed with employees.

5. Personnel Actions: Wages, working conditions, and employee benefits shall be established and administered, and personnel actions of every type, including hiring, upgrading, promotion, transfer, demotion, layoff, and termination, shall be taken without regard to race, color, religion, sex, national origin, age or disability. The following procedures shall be followed:

a. The contractor will conduct periodic inspections of project sites to insure that working conditions and employee facilities do not indicate discriminatory treatment of project site personnel.

b. The contractor will periodically evaluate the spread of wages paid within each classification to determine any evidence of discriminatory wage practices.

c. The contractor will periodically review selected personnel actions in depth to determine whether there is evidence of discrimination. Where evidence is found, the contractor will promptly take corrective action. If the review indicates that the discrimination may extend beyond the actions reviewed, such corrective action shall include all affected persons.

d. The contractor will promptly investigate all complaints of alleged discrimination made to the contractor in connection with his obligations under this contract, will attempt to resolve such complaints, and will take appropriate corrective action within a reasonable time. If the investigation indicates that the discrimination may affect persons other than the complainant, such corrective action shall include such other persons. Upon completion of each investigation, the contractor will inform every complainant of all of his avenues of appeal.

6. Training and Promotion:

a. The contractor will assist in locating, qualifying, and increasing the skills of minority group and women employees, and applicants for employment.

b. Consistent with the contractor's work force requirements and as permissible under Federal and State regulations, the contractor shall make full use of training programs, i.e., apprenticeship, and on-the-job training programs for the geographical area of contract performance. Where feasible, 25 percent of apprentices or trainees in each occupation shall be

in their first year of apprenticeship or training. In the event a special provision for training is provided under this contract, this subparagraph will be superseded as indicated in the special provision.

c. The contractor will advise employees and applicants for employment of available training programs and entrance requirements for each.

d. The contractor will periodically review the training and promotion potential of minority group and women employees and will encourage eligible employees to apply for such training and promotion.

7. Unions: If the contractor relies in whole or in part upon unions as a source of employees, the contractor will use his/her best efforts to obtain the cooperation of such unions to increase opportunities for minority groups and women within the unions, and to effect referrals by such unions of minority and female employees. Actions by the contractor either directly or through a contractor's association acting as agent will include the procedures set forth below:

a. The contractor will use best efforts to develop, in cooperation with the unions, joint training programs aimed toward qualifying more minority group members and women for membership in the unions and increasing the skills of minority group employees and women so that they may qualify for higher paying employment.

b. The contractor will use best efforts to incorporate an EEO clause into each union agreement to the end that such union will be contractually bound to refer applicants without regard to their race, color, religion, sex, national origin, age or disability.

c. The contractor is to obtain information as to the referral practices and policies of the labor union except that to the extent such information is within the exclusive possession of the labor union and such labor union refuses to furnish such information to the contractor, the contractor shall so certify to the SHA and shall set forth what efforts have been made to obtain such information.

d. In the event the union is unable to provide the contractor with a reasonable flow of minority and women referrals within the time limit set forth in the collective bargaining agreement, the contractor will, through independent recruitment efforts, fill the employment vacancies without regard to race, color, religion, sex, national origin, age or disability; making full efforts to obtain qualified and/or qualifiable minority group persons and women. (The DOL has held that it shall be no excuse that the union with which the contractor has a collective bargaining agreement providing for exclusive referral failed to refer minority employees.) In the event the union referral practice prevents the contractor from meeting the obligations pursuant to Executive Order 11246, as amended, and these special provisions, such contractor shall immediately notify the SHA.

8. Selection of Subcontractors, Procurement of Materials and Leasing of Equipment: The contractor shall not discriminate on the grounds of race, color, religion, sex, national origin, age or disability in the selection and retention of subcontractors, including procurement of materials and leases of equipment.

a. The contractor shall notify all potential subcontractors and suppliers of his/her EEO obligations under this contract.

b. Disadvantaged business enterprises (DBE), as defined in 49 CFR 23, shall have equal opportunity to compete for and perform subcontracts which the contractor enters into pursuant to this contract. The contractor will use his best efforts to solicit bids from and to utilize DBE subcontractors or subcontractors with meaningful minority group and female representation among their employees.

Contractors shall obtain lists of DBE construction firms from SHA

personnel.

c. The contractor will use his best efforts to ensure subcontractor compliance with their EEO obligations.

9. Records and Reports: The contractor shall keep such records as necessary to document compliance with the EEO requirements. Such records shall be retained for a period of three years following completion of the contract work and shall be available at reasonable times and places for inspection by authorized representatives of the SHA and the FHWA.

a. The records kept by the contractor shall document the following:

(1) The number of minority and non-minority group members and women employed in each work classification on the project;

(2) The progress and efforts being made in cooperation with unions, when applicable, to increase employment opportunities for minorities and women;

(3) The progress and efforts being made in locating, hiring, training,

qualifying, and upgrading minority and female employees; and

(4) The progress and efforts being made in securing the services of

DBE subcontractors or subcontractors with meaningful minority and

female representation among their employees.

b. The contractors will submit an annual report to the SHA each July for the duration of the project, indicating the number of minority, women, and non-minority group employees currently engaged in each work classification required by the contract work. This information is to be reported on Form FHWA-1391. If on-the-job training is being required by special provision, the contractor will be required to collect and report training data.

III. NONSEGREGATED FACILITIES

(Applicable to all Federal-aid construction contracts and to all related subcontracts of \$10,000 or more.)

a. By submission of this bid, the execution of this contract or subcontract, or the consummation of this material supply agreement or purchase order, as appropriate, the bidder, Federal-aid construction contractor, subcontractor, material supplier, or vendor, as appropriate, certifies that the firm does not maintain or provide for its employees any segregated facilities at any of its establishments, and that the firm does not permit its employees to perform their services at any location, under its control, where segregated facilities are maintained. The firm agrees that a breach of this certification is a violation of the EEO provisions of this contract. The firm further certifies that no employee will be denied access to adequate facilities on the basis of sex or disability.

b. As used in this certification, the term "segregated facilities" means any waiting rooms, work areas, restrooms and washrooms, restaurants and other eating areas, timeclocks, locker rooms, and other storage or dressing areas, parking lots, drinking fountains, recreation or entertainment areas, transportation, and housing facilities provided for employees which are segregated by explicit directive, or are, in fact, segregated on the basis of race, color, religion, national origin, age or disability, because of habit, local custom, or otherwise. The only exception will be for the disabled when the demands for accessibility override (e.g. disabled parking).

c. The contractor agrees that it has obtained or will obtain identical certification from proposed subcontractors or material suppliers prior to award of subcontracts or consummation of material supply agreements of \$10,000 or more and that it will retain such certifications in its files.

IV. PAYMENT OF PREDETERMINED MINIMUM WAGE

(Applicable to all Federal-aid construction contracts exceeding \$2,000 and to all related subcontracts, except for projects located

on roadways classified as local roads or rural minor collectors, which are exempt.)

1. General:

a. All mechanics and laborers employed or working upon the site of the work will be paid unconditionally and not less often than once a week and without subsequent deduction or rebate on any account [except such payroll deductions as are permitted by regulations (29 CFR 3) issued by the Secretary of Labor under the Copeland Act (40 U.S.C. 276c)] the full amounts of wages and bona fide fringe benefits (or cash equivalents thereof) due at time of payment. The payment shall be computed at wage rates not less than those contained in the wage determination of the Secretary of Labor (hereinafter "the wage determination") which is attached hereto and made a part hereof, regardless of any contractual relationship which may be alleged to exist between the contractor or its subcontractors and such laborers and mechanics. The wage determination (including any additional classifications and wage rates conformed under paragraph 2 of this Section IV and the DOL poster (WH-1321) or Form FHWA-1495) shall be posted at all times by the contractor and its subcontractors at the site of the work in a prominent and accessible place where it can be easily seen by the workers. For the purpose of this Section, contributions made or costs reasonably anticipated for bona fide fringe benefits under Section 1(b)(2) of the Davis-Bacon Act (40 U.S.C. 276a) on behalf of laborers or mechanics are considered wages paid to such laborers or mechanics, subject to the provisions of Section IV, paragraph 3b, hereof. Also, for the purpose of this Section, regular contributions made or costs incurred for more than a weekly period (but not less often than quarterly) under plans, funds, or programs, which cover the particular weekly period, are deemed to be constructively made or incurred during such weekly period. Such laborers and mechanics shall be paid the appropriate wage rate and fringe benefits on the wage determination for the classification of work actually performed, without regard to skill, except as provided in paragraphs 4 and 5 of this Section IV.

b. Laborers or mechanics performing work in more than one classification may be compensated at the rate specified for each classification for the time actually worked therein, provided, that the employer's payroll records accurately set forth the time spent in each classification in which work is performed.

c. All rulings and interpretations of the Davis-Bacon Act and related acts contained in 29 CFR 1, 3, and 5 are herein incorporated by reference in this contract.

2. Classification:

a. The SHA contracting officer shall require that any class of laborers or mechanics employed under the contract, which is not listed in the wage determination, shall be classified in conformance with the wage determination.

b. The contracting officer shall approve an additional classification, wage rate and fringe benefits only when the following criteria have been met:

(1) the work to be performed by the additional classification requested is not performed by a classification in the wage determination;

(2) the additional classification is utilized in the area by the construction industry;

(3) the proposed wage rate, including any bona fide fringe benefits, bears a reasonable relationship to the wage rates contained in the wage determination; and

(4) with respect to helpers, when such a classification prevails in the area in which the work is performed.

c. If the contractor or subcontractors, as appropriate, the laborers and mechanics (if known) to be employed in the additional classification or their representatives, and the

contracting officer agree on the classification and wage rate (including the amount designated for fringe benefits where appropriate), a report of the action taken shall be sent by the contracting officer to the DOL, Administrator of the Wage and Hour Division, Employment Standards Administration, Washington, D.C. 20210. The Wage and Hour Administrator, or an authorized representative, will approve, modify, or disapprove every additional classification action within 30 days of receipt and so advise the contracting officer or will notify the contracting officer within the 30-day period that additional time is necessary.

d. In the event the contractor or subcontractors, as appropriate, the laborers or mechanics to be employed in the additional classification or their representatives, and the contracting officer do not agree on the proposed classification and wage rate (including the amount designated for fringe benefits, where appropriate), the contracting officer shall refer the question, including the views of all interested parties and the recommendation of the contracting officer, to the Wage and Hour Administrator for determination. Said Administrator, or an authorized representative, will issue a determination within 30 days of receipt and so advised the contracting officer or will notify the contracting officer within the 30-day period that additional time is necessary.

e. The wage rate (including fringe benefits where appropriate) determined pursuant to paragraph 2c or 2d of this Section IV shall be paid to all workers performing work in the additional classification from the first day on which work is performed in the classification.

3. Payment of Fringe Benefits:

a. Whenever the minimum wage rate prescribed in the contract for a class of laborers or mechanics includes a fringe benefit which is not expressed as an hourly rate, the contractor or subcontractors, as appropriate, shall either pay the benefit as stated in the wage determination or shall pay another bona fide fringe benefit or an hourly case equivalent thereof.

b. If the contractor or subcontractor, as appropriate, does not make payments to a trustee or other third person, he/she may consider as a part of the wages of any laborer or mechanic the amount of any cost reasonably anticipated in providing bona fide fringe benefits under a plan or program, provided that the Secretary of Labor has found, upon the written request of the contractor, that the applicable standards of the Davis-Bacon Act have been met. The Secretary of Labor may require the contractor to set aside in a separate account assets for the meeting of obligations under the plan or program.

4. Apprentices and Trainees (Programs of the U.S. DOL) and Helpers:

a. Apprentices:

(1) Apprentices will be permitted to work at less than the predetermined rate for the work they performed when they are employed pursuant to and individually registered in a bona fide apprenticeship program registered with the DOL, Employment and Training Administration, Bureau of Apprenticeship and Training, or with a State apprenticeship agency recognized by the Bureau, or if a person is employed in his/her first 90 days of probationary employment as an apprentice in such an apprenticeship program, who is not individually registered in the program, but who has been certified by the Bureau of Apprenticeship and Training or a State apprenticeship agency (where appropriate) to be eligible for probationary employment as an apprentice.

(2) The allowable ratio of apprentices to journeyman-level employees on the job site in any craft classification shall not be greater than the ratio permitted to the contractor as to the entire work force under the registered program. Any

employee listed on a payroll at an apprentice wage rate, who is not registered or otherwise employed as stated above, shall be paid not less than the applicable wage rate listed in the wage determination for the classification of work actually performed. In addition, any apprentice performing work on the job site in excess of the ratio permitted under the registered program shall be paid not less than the applicable wage rate on the wage determination for the work actually performed. Where a contractor or subcontractor is performing construction on a project in a locality other than that in which its program is registered, the ratios and wage rates (expressed in percentages of the journeyman-level hourly rate) specified in the contractor's or subcontractor's registered program shall be observed.

(3) Every apprentice must be paid at not less than the rate specified in the registered program for the apprentice's level of progress, expressed as a percentage of the journeyman-level hourly rate specified in the applicable wage determination. Apprentices shall be paid fringe benefits in accordance with the provisions of the apprenticeship program. If the apprenticeship program does not specify fringe benefits, apprentices must be paid

the full amount of fringe benefits listed on the wage determination

for the applicable classification. If the Administrator for the Wage

and Hour Division determines that a different practice prevails for

the applicable apprentice classification, fringes shall be paid in accordance with that determination.

(4) In the event the Bureau of Apprenticeship and Training, or a State apprenticeship agency recognized by the Bureau, withdraws approval of an apprenticeship program, the contractor or subcontractor will no longer be permitted to utilize apprentices at less than the applicable predetermined rate for the comparable work performed by regular employees until an acceptable program is approved.

b. Trainees:

(1) Except as provided in 29 CFR 5.16, trainees will not be permitted to work at less than the predetermined rate for the work performed unless they are employed pursuant to and individually registered in a program which has received prior approval, evidenced by formal certification by the DOL, Employment and Training Administration.

(2) The ratio of trainees to journeyman-level employees on the job site shall not be greater than permitted under the plan approved by the Employment and Training Administration. Any employee listed on the payroll at a trainee rate who is not registered and participating in a training plan approved by the Employment and Training Administration shall be paid not less than the applicable wage rate on the wage determination for the classification of work actually performed. In addition, any trainee performing work on the job site in excess of the ratio permitted under the registered program shall be paid not less than the applicable wage rate on the wage determination for the work actually performed.

(3) Every trainee must be paid at not less than the rate specified in the approved program for his/her level of progress, expressed as a percentage of the journeyman-level hourly rate specified in the applicable wage determination. Trainees shall be paid fringe benefits in accordance with the provisions of the trainee program. If the trainee program does not mention fringe benefits, trainees shall be paid the full amount of fringe benefits listed on the wage determination unless the Administrator of the Wage and Hour Division determines that there is an apprenticeship program associated with the corresponding journeyman-level wage rate on the wage determination which provides for less than full fringe benefits for apprentices, in which cases such trainees shall receive the same fringe benefits as apprentices.

(4) In the event the Employment and Training Administration

withdraws approval of a training program, the contractor or subcontractor will no longer be permitted to utilize trainees at less than the applicable predetermined rate for the work performed until an acceptable program is approved.

c. Helpers:

Helpers will be permitted to work on a project if the helper classification is specified and defined on the applicable wage determination or is approved pursuant to the conformance procedure set forth in Section IV. 2. Any worker listed on a payroll at a helper wage rate, who is not a helper under a approved definition, shall be paid not less than the applicable wage rate on the wage determination for the classification of work actually performed.

5. Apprentices and Trainees (Programs of the U.S. DOT):

Apprentices and trainees working under apprenticeship and skill training programs which have been certified by the Secretary of Transportation as promoting EEO in connection with Federal-aid highway construction programs are not subject to the requirements of paragraph 4 of this Section IV. The straight time hourly wage rates for apprentices and trainees under such programs will be established by the particular programs. The ratio of apprentices and trainees to journeymen shall not be greater than permitted by the terms of the particular program.

6. Withholding:

The SHA shall upon its own action or upon written request of an authorized representative of the DOL withhold, or cause to be withheld, from the contractor or subcontractor under this contract or any other Federal contract with the same prime contractor or any other Federally-assisted contract subject to Davis-Bacon prevailing wage requirements which is held by the same prime contractor, as much of the accrued payments or advances as may be considered necessary to pay laborers and mechanics, including apprentices, trainee's and helpers, employed by the contractor or any subcontractor the full amount of wages required by the contract. In the event of failure to pay any laborer or mechanic, including any apprentice, trainee, or helper, employed or working on the site of the work, all or part of the wages required by the contract, the SHA contracting officer may, after written notice to the contractor, take such action as may be necessary to cause the suspension of any further payment, advance, or guarantee of funds until such violations have ceased.

7. Overtime Requirements:

No contractor or subcontractor contracting for any part of the contract work which may require or involve the employment of laborers, mechanics, watchmen, or guards (including apprentices, trainees, and helpers described in paragraphs 4 and 5 above) shall require or permit any laborer, mechanic, watchman, or guard in any workweek in which he/she is employed on such work, to work in excess of 40 hours in such workweek unless such laborer, mechanic, watchman, or guard receives compensation at a rate not less than one-and-one-half times his/her basic rate of pay for all hours worked in excess of 40 hours in such workweek.

8. Violation:

Liability for Unpaid Wages; Liquidated Damages: In the event of any violation of the clause set forth in paragraph 7 above, the contractor and any subcontractor responsible thereof shall be liable to the affected employee for his/her unpaid wages. In addition, such contractor and subcontractor shall be liable to the United States (in the case of work done under contract for the District of Columbia or a territory, to such District or to such territory) for liquidated damages. Such liquidated damages shall be computed with respect to each individual laborer, mechanic, watchman, or guard employed in violation of the clause set forth in paragraph 7, in the sum of \$10 for each calendar day on which such employee was required or

permitted to work in excess of the standard work week of 40 hours without payment of the overtime wages required by the clause set forth in paragraph 7.

9. Withholding for Unpaid Wages and Liquidated Damages:

The SHA shall; upon its own action or upon written request of any authorized representative of the DOL withhold, or cause to be withheld, from any monies payable on account of work performed by the contractor or subcontractor under any such contract or any other Federal contract with the same prime contractor, or any other Federally-assisted contract subject to the Contract Work Hours and Safety Standards Act, which is held by the same prime contractor, such sums as may be determined to be necessary to satisfy any liabilities of such contractor or subcontractor for unpaid wages and liquidated damages as provided in the clause set forth in paragraph 8 above.

V. STATEMENTS AND PAYROLLS

(Applicable to all Federal-aid construction contracts exceeding \$2,000 and to all related subcontracts, except for projects located on roadways classified as local roads or rural collectors, which are exempt.)

1. Compliance with Copeland Regulations (29 CFR 3):

The contractor shall comply with the Copeland Regulations of the Secretary of Labor which are herein incorporated by reference.

2. Payrolls and Payroll Records:

- a. Payrolls and basic records relating thereto shall be maintained by the contractor and each subcontractor during the course of the work and preserved for a period of 3 years from the date of completion of the contract for all laborers, mechanics, apprentices, trainees, watchmen, helpers, and guards working at the site of the work.
- b. The payroll records shall contain the name, social security number, and address of each such employee; his or her correct classification; hourly rates of wages paid (including rates of contributions or costs anticipated for bona fide fringe benefits or cash equivalent thereof the types described in Section 1(b)(2)(B) of the Davis Bacon Act); daily and weekly number of hours worked; deductions made; and actual wages paid. In addition, for Appalachian contracts, the payroll records shall contain a notation indicating whether the employee does, or does not, normally reside in the labor area as defined in Attachment A, paragraph 1. Whenever the Secretary of Labor, pursuant to Section IV, paragraph 3b, has found that the wages of any laborer or mechanic include the amount of any costs reasonably anticipated in providing benefits under a plan or program described in Section 1(b)(2)(B) of the Davis Bacon Act, the contractor and each subcontractor shall maintain records which show that the commitment to provide such benefits is enforceable, that the plan or program is financially responsible, that the plan or program has been communicated in writing to the laborers or mechanics affected, and show the cost anticipated or the actual cost incurred in providing benefits. Contractors or subcontractors employing apprentices or trainees under approved programs shall maintain written evidence of the registration of apprentices and trainees, and ratios and wage rates prescribed in the applicable programs.
- c. Each contractor and subcontractor shall furnish, each week in which any contract work is performed, to the SHA resident engineer a payroll of wages paid each of its employees (including apprentices trainees, and helpers, described in Section IV, paragraphs 4 and 5, and watchmen and guards engaged on work during the preceding weekly payroll period). The payroll submitted shall set out accurately and completely

all of the information required to be maintained under paragraph 2b of this Section V. This information may be submitted in any form desired. Optional Form WH-347 is available for this purpose and may be purchased from the Superintendent of Documents (Federal stock number 029-005-0014-1), U.S. Government Printing Office, Washington, D.C. 20402. The prime contractor is responsible for submitting payroll copies of all subcontractors.

d. Each payroll submitted shall be accompanied by a "Statement of Compliance," signed by the Contractor or subcontractor or his/her agent who pays or supervises the payment of the persons employed under the contract and shall certify the following:

- (1) that the payroll for the payroll period contains the information required to be maintained under paragraph 2b of this Section V and that such information is correct and complete;
- (2) that such laborer or mechanic (including each helper, apprentice, and trainee) employed on the contract during the payroll period has been paid the full weekly wages earned, without rebate, either directly or indirectly, and that no deductions have been made either directly or indirectly from the full wages earned, other than permissible deductions as set forth in the Regulations, 29 CFR 3;
- (3) that each laborer or mechanic has been paid not less than the applicable wage rate and fringe benefits or cash equivalent for the classification of work performed, as specified in the applicable wage determination incorporated into the contract.

e. The weekly submission of a properly executed certification set forth on the reverse side of Optional Form WH-347 shall satisfy the requirement for submission of the "Statement of Compliance" required by paragraph 2d of this Section V.

f. The falsification of any of the above certifications may subject the contractor to civil or criminal prosecution under 18 U.S. C. 1001 and 31 U.S.C. 231.

g. The contractor or subcontractor shall make the records required under paragraph 2b of this Section V available for inspection, copying, or transcription by authorized representatives of the SHA, the FHWA, or the DOL, and shall permit such representatives to interview employees during working hours on the job. If the contractor or subcontractor fails to submit the required records or to make them available, the SHA, the FHWA, the DOL, or all may, after written notice to the contractor, sponsor, applicant, or owner, take such actions as may be necessary to cause the suspension of any further payment, advance, or guarantee of funds. Furthermore, failure to submit the required records upon request or to make such records available may be grounds for debarment action pursuant to 29 CFR 5.12.

VI. RECORD OF MATERIALS, SUPPLIES, AND LABOR

1. On all federal-aid contracts on the national highway system, except those which provide solely for the installation of protective devices at railroad grade crossings, those which are constructed on a force account or direct labor basis, highway beautification contracts, and contracts for which the total final construction cost for roadway and bridge is less than \$1,000,000 (23 CFR 635) the contractor shall:

- a. Become familiar with the list of specific materials and supplies contained in Form FHWA-47, "Statement of Materials and Labor Used by Contractor of Highway Construction Involving Federal Funds," prior to the commencement of work under this contract.
- b. Maintain a record of the total cost of all materials and supplies purchased for and incorporated in the work, and also of the quantities of those specific materials and supplies listed on Form FHWA-47, and in the units shown on Form FHWA-47.
- c. Furnish, upon the completion of the contract, to the SHA resident engineer on Form FHWA-47 together with the data

required in paragraph 1b relative to materials and supplies, a final labor summary of all contract work indicating the total hours worked and the total amount earned.

2. At the prime contractor's option, either a single report covering all contract work or separate reports for the contractor and for each subcontract shall be submitted.

VII. SUBLETTING OR ASSIGNING THE CONTRACT

1. The contractor shall perform with its own organization contract work amounting to not less than 30 percent (or a greater percentage if specified elsewhere in the contract) of the total original contract price, excluding any specialty items designated by the State. Specialty items may be performed by subcontract and the amount of any such specialty items performed may be deducted from the total original contract price before computing the amount of work required to be performed by the contractors' own organization (23 CFR 635).

a. "Its own organization" shall be construed to include only workers employed and paid directly by the prime contractor and equipment owned or rented by the prime contractor, with or without operators. Such term does not include employees or equipment of a subcontractor, assignee, or agent of the prime contractor.

b. "Specialty Items" shall be construed to be limited to work that requires highly specialized knowledge, abilities, or equipment not ordinarily available in the type of contracting organizations qualified and expected to bid on the contract as a whole and in general are to be limited to minor components of the overall contract.

2. The contract amount upon which the requirements set forth in paragraph 1 of Section VII is computed includes the cost of material and manufactured products which are to be purchased or produced by the contractor under the contract provisions.

3. The contractor shall furnish (a) a competent superintendent or supervisor who is employed by the firm, has full authority to direct performance of the work in accordance with the contract requirements, and is in charge of all construction operations (regardless of who performs the work) and (b) such other of its own organizational resources (supervision, management, and engineering services) as the SHA contracting officer determines is necessary to assure the performance of the contract.

4. No portion of the contract shall be sublet, assigned or otherwise disposed of except with the written consent of the SHA contracting officer, or authorized representative, and such consent when given shall not be construed to relieve the contractor of any responsibility for the fulfillment of the contract. Written consent will be given only after the SHA has assured that each subcontract is evidenced in writing and that it contains all pertinent provisions and requirements of the prime contract.

VIII. SAFETY: ACCIDENT PREVENTION

1. In the performance of this contract the contractor shall comply with all applicable Federal, State, and local laws governing safety, health, and sanitation (23 CFR 635). The contractor shall provide all safeguards, safety devices and protective equipment and take any other needed actions as it determines, or as the SHA contracting officer may determine, to be reasonably necessary to protect the life and health of employees on the job and the safety of the public and to protect property in connection with the performance of the work covered by the contract.

2. It is a condition of this contract, and shall be made a condition of each subcontract, which the contractor enters into pursuant to this contract, that the contractor and any subcontractor shall not permit any employee, in performance of the contract, to work in

surroundings or under conditions which are unsanitary, hazardous or dangerous to his/her health or safety, as determined under construction safety and health standards (29 CFR 1926) promulgated by the Secretary of Labor, in accordance with Section 107 of the Contract Work Hours and Safety Standards Act (40 U.S.C. 333).

3. Pursuant to 29 CFR 1926.3, it is a condition of this contract that the Secretary of Labor or authorized representative thereof, shall have right of entry to any site of contract performance to inspect or investigate the matter of compliance with the construction safety and health standards and to carry out the duties of the Secretary under Section 107 of the Contract Work Hours and Safety Standards Act (40 U.S.C. 333).

IX. FALSE STATEMENTS CONCERNING HIGHWAY PROJECTS

In order to assure high quality and durable construction in conformity with approved plans and specifications and a high degree of reliability on statements and representations made by engineers, contractors, suppliers, and workers on Federal-aid highway projects, it is essential that all persons concerned with the project perform their functions as carefully, thoroughly, and honestly as possible. Willful falsification, distortion, or misrepresentation with respect to any facts related to the project is a violation of Federal law. To prevent any misunderstanding regarding the seriousness of these and similar acts, the following notice shall be posted on each Federal-aid highway project (23 CFR 635) in one or more places where it is readily available to all persons concerned with the project:

NOTICE TO ALL PERSONNEL ENGAGED ON FEDERAL-AID HIGHWAY PROJECTS

18 U.S.C. 1020 reads as follows:

“Whoever, being an officer, agent or employee of the United States, or of any State or Territory, or whoever, whether a person, association, firm, or corporation, knowingly makes any false statement, false representation, or false report as to the character, quality, quantity, or cost of the material used or to be used, or the quantity or quality of the work performed or to be performed, or the cost thereof in connection with the submission of plans, maps, specifications, contracts, or costs of construction on any highway or related project submitted for approval to the Secretary of Transportation; or

Whoever knowingly makes any false statement, false representation, false report or false claim with respect to the character, quality, quantity, or cost of any work performed or to be performed, or materials furnished or to be furnished, in connection with the construction of any highway or related project approved by the Secretary of Transportation; or

Whoever knowingly makes any false statement or false representation as to material fact in any statement, certificate, or report submitted pursuant to provisions of the Federal-aid Roads Act approved July 1, 1916, (39 Stat. 355), as amended and supplemented;

Shall be fined not more than \$10,000 or imprisoned not more than 5 years or both.”

X. IMPLEMENTATION OF CLEAN AIR ACT AND FEDERAL WATER POLLUTION CONTROL ACT

(Applicable to all Federal-aid construction contracts and to all related subcontracts of \$100,000 or more).

By submission of this bid or the execution of this contract, or

subcontract, as appropriate, the bidder, Federal-aid construction contractor, or subcontractor, as appropriate, will be deemed to have stipulated as follows:

1. That any facility that is or will be utilized in the performance of this contract, unless such contract is exempt under the Clean Air Act, as amended (42 U.S.C. 1857 *et seq.*, as amended by Pub.L. 91-604), and under the Federal Water Pollution Control Act, as amended (33 U.S.C. 1251 *et seq.*, as amended by Pub.L. 92-500), Executive Order 11738, and regulations in implementation thereof (40 CFR 15) is not listed, on the date of contract award, on the U.S. Environmental Protection Agency (EPA) List of Violating Facilities pursuant to 40 CFR 15.20.

2. That the firm agrees to comply and remain in compliance with all the requirements of Section 114 of the Clean Air Act and Section 308 of the Federal Water Pollution Control Act and all regulations and guidelines listed thereunder.

3. That the firm shall promptly notify the SHA of the receipt of any communication from the Director, Office of Federal Activities, EPA indicating that a facility that is or will be utilized for the contract is under consideration to be listed on the EPA List of Violating Facilities.

4. That the firm agrees to include or cause to be included the requirements of paragraph 1 through 4 of this Section X in every nonexempt subcontract, and further agrees to take such action as the government may direct as a means of enforcing such requirements.

XI. CERTIFICATION REGARDING DEBARMENT, SUSPENSION, INELIGIBILITY AND VOLUNTARY EXCLUSION

1. Instructions for Certification - Primary Covered Transactions:

(Applicable to all Federal-aid contracts - 49 CFR 29)

- a. By signing and submitting this proposal, the prospective primary participant is providing the certification set out below.
- b. The inability of a person to provide the certification set out below will not necessarily result in denial of participation in this covered transaction. The prospective participant shall submit an explanation of why it cannot provide the certification set out below. The certification or explanation will be considered in connection with the department or agency's determination whether to enter into this transaction. However, failure of the prospective primary participant to furnish a certification or an explanation shall disqualify such a person from participation in this transaction.
- c. The certification in this clause is a material representation of fact upon which reliance was placed when the department or agency determined to enter into this transaction. If it is later determined that the prospective primary participant knowingly rendered an erroneous certification, in addition to other remedies available to the Federal Government, the department or agency may terminate this transaction for cause of default.
- d. The prospective primary participant shall provide immediate written notice to the department or agency to whom this proposal is submitted if any time the prospective primary participant learns that its certification was erroneous when submitted or has become erroneous by reason of changed circumstances.
- e. The terms "covered transaction," "debarred," "suspended," "ineligible," "lower tier covered transaction," "participant," "person," "primary covered transaction," "principal," "proposal," and "voluntarily excluded," as used in this clause, have the meanings set out in the Definitions and Coverage sections of rules implementing Executive Order 12549. You may contact the department or agency to which this proposal

is submitted for assistance in obtaining a copy of those regulations.

f. The prospective primary participant agrees by submitting this proposal that, should the proposed covered transaction be entered into, it shall not knowingly enter into any lower tier covered transaction with a person who is debarred, suspended, declared ineligible, or voluntarily excluded from participation in this covered transaction, unless authorized by the department or agency entering into this transaction.

g. The prospective primary participant further agrees by submitting this proposal that it will include the clause titled "Certification Regarding Debarment, Suspension, Ineligibility and Voluntary Exclusion-Lower Tier Covered Transaction," provided by the department or agency entering into this covered transaction, without modification in all lower tier covered transactions

and in all solicitations for lower tier covered transactions.

h. A participant in a covered transaction may rely upon a certification of a prospective participant in a lower tier covered transaction that is not debarred, suspended, ineligible, or voluntarily excluded from the covered transaction, unless it knows that the certification is erroneous. A participant may decide the method and frequency by which it determines the eligibility of its principals. Each participant may, but is not required to, check the nonprocurement portion of the "Lists of Parties Excluded from Federal Procurement or Nonprocurement Programs" (Nonprocurement List) which is compiled by the General Services Administration.

i. Nothing contained in the foregoing shall be construed to require establishment of a system of records in order to render in good faith the certification required by this clause. The knowledge and information of participant is not required to exceed that which is normally possessed by a prudent person in the ordinary course of business dealings.

j. Except for transactions authorized under paragraph f of these instructions, if a participant in a covered transaction knowingly enters into a lower tier covered transaction with a person who is suspended, debarred, ineligible, or voluntarily excluded from participation in this transaction, in addition to other remedies available to the Federal Government, the department or agency may terminate this transaction for cause or default.

Certification Regarding Debarment, Suspension, Ineligibility and Voluntary Exclusion-Primary Covered Transactions

1. The prospective primary participant certifies to the best of its knowledge and belief, that it and its principals:

- a. Are not presently debarred, suspended, proposed for debarment, declared ineligible, or voluntarily excluded from covered transactions by any Federal department or agency;
- b. Have not within a 3-year period preceding this proposal been convicted of or had a civil judgment rendered against them for commission of fraud or a criminal offense in connection with obtaining, attempting to obtain, or performing a public (Federal, State or local) transaction or contract under a public transaction; violation of Federal or State antitrust statutes or commission of embezzlement, theft, forgery, bribery, falsification or destruction of records, making false statements, or receiving stolen property;
- c. Are not presently indicted for or otherwise criminally or civilly charged by a governmental entity (Federal, State or local) with commission of any of the offenses enumerated in paragraph 1b of this certification; and
- d. Have not within a 3-year period preceding this application/proposal had one or more public transactions (Federal, State or local) terminated for cause or default.

to any of the statements in this certification, such prospective participant shall attach an explanation to this proposal.

2. Instructions for Certification - Lower Tier Covered Transactions:

(Applicable to all subcontracts, purchase orders and other lower tier transactions of \$25,000 or more - 49 CFR 29)

a. By signing and submitting this proposal, the prospective lower tier is providing the certification set out below.

b. The certification in this clause is a material representation of fact upon which reliance was placed when this transaction was entered into. If it is later determined that the prospective lower tier participant knowingly rendered an erroneous certification, in addition to other remedies available to the Federal Government, the department, or agency with which this transaction originated may pursue available remedies, including suspension and/or debarment.

c. The prospective lower tier participant shall provide immediate written notice to the person to which this proposal is submitted if at any time the prospective lower tier participant learns that its certification was erroneous by reason of changed circumstances.

d. The terms "covered transaction," "debarred," "suspended," "ineligible," "primary covered transaction," "participant," "person," "principal," "proposal," and "voluntarily excluded," as used in this clause, have the meanings set out in the Definitions and Coverage sections of rules implementing Executive Order 12549. You may contact the person to which this proposal is submitted for assistance in obtaining a copy of those regulations.

e. The prospective lower tier participant agrees by submitting this proposal that, should the proposed covered transaction be entered into, it shall not knowingly enter into any lower tier covered transaction with a person who is debarred, suspended, declared ineligible, or voluntarily excluded from participation in this covered transaction, unless authorized by the department or agency with which this transaction originated.

f. The prospective lower tier participant further agrees by submitting this proposal that it will include this clause titled "Certification Regarding Debarment, Suspension, Ineligibility and Voluntary Exclusion-Lower Tier Covered Transaction," without modification, in all lower tier covered transactions and in all solicitations for lower tier covered transactions.

g. A participant in a covered transaction may rely upon a certification of a prospective participant in a lower tier covered transaction that is not debarred, suspended, ineligible, or voluntarily excluded from the covered transaction, unless it knows that the certification is erroneous. A participant may decide the method and frequency by which it determines the eligibility of its principals. Each participant may, but is not required to, check the Nonprocurement List.

h. Nothing contained in the foregoing shall be construed to require establishment of a system of records in order to render in good faith the certification required by this clause. The knowledge and information of participant is not required to exceed that which is normally possessed by a prudent person in the ordinary course of business dealing.

i. Except for transactions authorized under paragraph e of these instructions, if a participant in a covered transaction knowingly enters into a lower tier covered transaction with a person who is suspended, debarred, ineligible, or voluntarily excluded from participation in this transaction, in addition to other remedies available to the Federal Government, the department or agency with which this transaction originated may pursue available remedies, including suspension and/or debarment.

2. Where the prospective primary participant is unable to certify

**Certification Regarding Debarment, Suspension, Ineligibility And
Voluntary Exclusion-Lower Tier Covered Transactions:**

1. The prospective lower tier participant certifies, by submission of this proposal, that neither it nor its principals is presently debarred, suspended, proposed for debarment, declared ineligible, or voluntarily excluded from participation in this transaction by any Federal department or agency.

2. Where the prospective lower tier participant is unable to certify to any of the statements in this certification, such prospective participant shall attach an explanation to this proposal.

**XII. CERTIFICATION REGARDING USE OF CONTRACT FUNDS FOR
LOBBYING**

(Applicable to all Federal-aid construction contracts and to all related subcontracts which exceed \$100,000 - 49 CFR 20)

1. The prospective participant certifies, by signing and submitting this bid or proposal, to the best of his or her knowledge and belief, that:

a. No Federal appropriated funds have been paid or will be paid, by or on behalf of the undersigned, to any person for influencing or attempting to influence an officer or employee of any Federal agency, a Member of Congress, an officer or employee of Congress, or an employee of a Member of Congress in connection with the awarding of any Federal contract, the making of any Federal grant, the making of any Federal loan, the entering into of any cooperative agreement, and the extension, continuation, renewal, amendment, or modification of any Federal contract, grant, loan, or cooperative agreement.

b. If any funds other than Federal appropriated funds have been paid or will be paid to any person for influencing or attempting to influence an officer or employee of any Federal agency, a Member of Congress, an officer or employee of Congress, or an employee of a Member of Congress in connection with this Federal contract, grant, loan, or cooperative agreement, the undersigned shall complete and submit Standard Form-LLL, "Disclosure Form to Report Lobbying," in accordance with its instructions.

2. This certification is a material representation of fact upon which reliance was placed when this transaction was made or entered into. Submission of this certification is a prerequisite for making or entering into this transaction imposed by 31 U.S.C. 1352. Any person who fails to file the required certification shall be subject to a civil penalty of not less than \$10,000 and not more than \$100,000 for each such failure.

3. The prospective participant also agrees by submitting his or her bid or proposal that he or she shall require that the language of this certification be included in all lower tier subcontracts, which exceed \$100,000 and that all such recipients shall certify and disclose accordingly.

**MINIMUM WAGES FOR FEDERAL AND FEDERALLY
ASSISTED CONSTRUCTION CONTRACTS**

This project is funded, in part, with Federal-aid funds and, as such, is subject to the provisions of the Davis-Bacon Act of March 3, 1931, as amended (46 Sta. 1494, as amended, 40 U.S.C. 276a) and of other Federal statutes referred to in a 29 CFR Part 1, Appendix A, as well as such additional statutes as may from time to time be enacted containing provisions for the payment of wages determined to be prevailing by the Secretary of Labor in accordance with the Davis-Bacon Act and pursuant to the provisions of 29 CFR Part 1. The prevailing rates and fringe benefits shown in the General Wage Determination Decisions issued by the U.S. Department of Labor shall, in accordance with the provisions of the foregoing statutes, constitute the minimum wages payable on Federal and federally assisted construction projects to laborers and mechanics of the specified classes engaged on contract work of the character and in the localities described therein.

General Wage Determination Decisions, modifications and supersedes decisions thereto are to be used in accordance with the provisions of 29 CFR Parts 1 and 5. Accordingly, the applicable decision, together with any modifications issued, must be made a part of every contract for performance of the described work within the geographic area indicated as required by an applicable DBRA Federal prevailing wage law and 29 CFR Part 5. The wage rates and fringe benefits contained in the General Wage Determination Decision shall be the minimum paid by contractors and subcontractors to laborers and mechanics.

NOTICE

The most current **General Wage Determination Decisions** (wage rates) are available on the IDOT web site. They are located on the Letting and Bidding page at <http://www.dot.state.il.us/desenv/delett.html>.

In addition, ten (10) days prior to the letting, the applicable Federal wage rates will be e-mailed to subscribers. It is recommended that all contractors subscribe to the Federal Wage Rates List or the Contractor's Packet through IDOT's subscription service.

PLEASE NOTE: if you have already subscribed to the Contractor's Packet you will automatically receive the Federal Wage Rates.

The instructions for subscribing are at <http://www.dot.state.il.us/desenv/subsc.html>.

If you have any questions concerning the wage rates, please contact IDOT's Chief Contract Official at 217-782-7806.