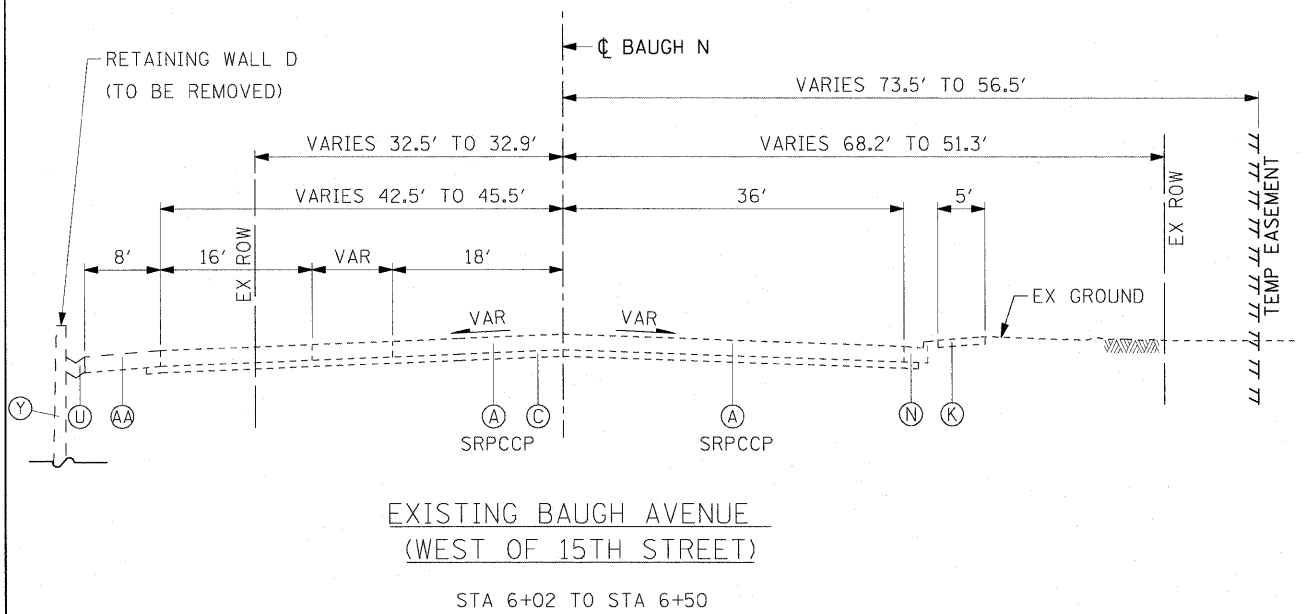


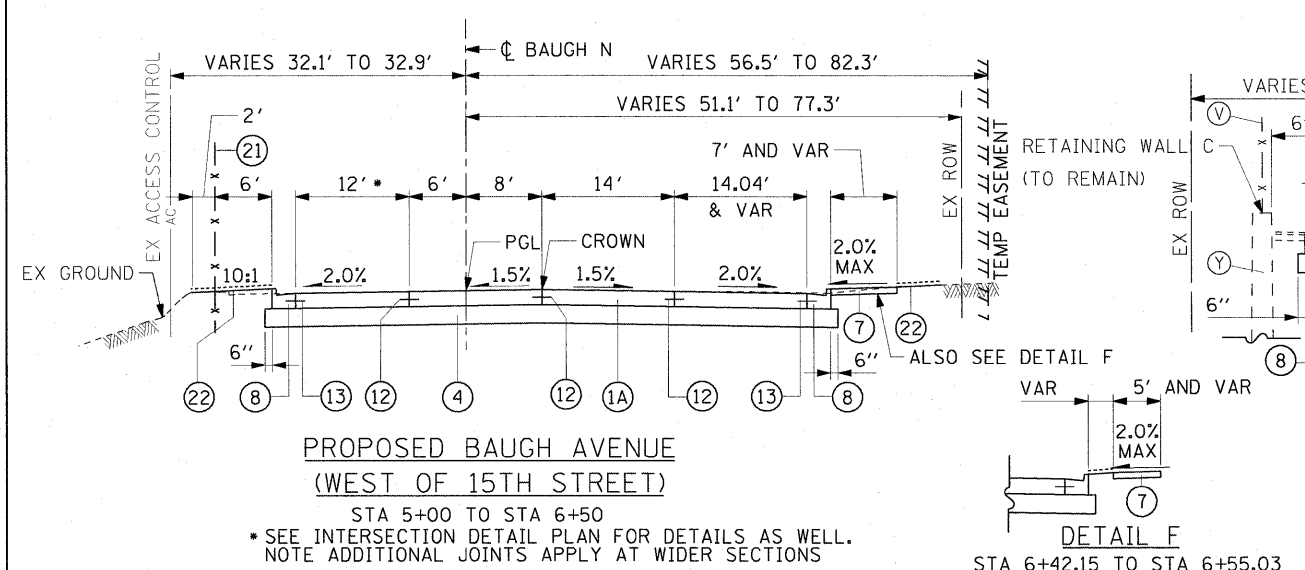
EXISTING BAUGH AVENUE
(WEST OF 15TH STREET)

STA 5+00 TO STA 6+02



EXISTING BAUGH AVENUE
(WEST OF 15TH STREET)

STA 6+02 TO STA 6+50



PROPOSED BAUGH AVENUE
(WEST OF 15TH STREET)

STA 5+00 TO STA 6+50
* SEE INTERSECTION DETAIL PLAN FOR DETAILS AS WELL.
NOTE ADDITIONAL JOINTS APPLY AT WIDER SECTIONS

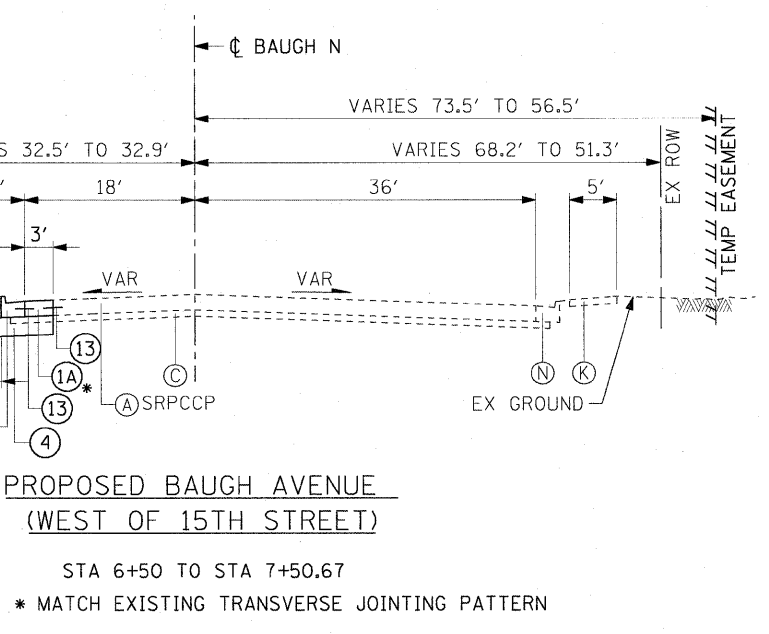
- EXISTING LEGEND:**
- (A) PCC PAVEMENT - 10"
 - (B) BITUMINOUS CONCRETE SURFACE COURSE, CLASS I - 3/4"
 - (C) SUB-BASE GRANULAR MATERIAL, TYPE A - 4"
 - (D) SUB-BASE GRANULAR MATERIAL, TYPE A - 6"
 - (E) BITUMINOUS MATERIALS (PRIME COAT)
 - (F) AGGREGATE (PRIME COAT)
 - (G) LEVELING BINDER (MACHINE METHOD)
 - (H) BITUMINOUS CONCRETE BINDER COURSE - 2 1/4"
 - (I) BITUMINOUS CONCRETE SURFACE COURSE, CLASS I - 1 1/2"
 - (J) PORTLAND CEMENT CONCRETE BASE COURSE - 8"
 - (K) PORTLAND CEMENT CONCRETE SIDEWALK - 4"
 - (L) COMBINATION CURB AND GUTTER TYPE B-6.12
 - (M) COMBINATION CURB AND GUTTER TYPE B-6.12 (SPECIAL)
 - (N) COMBINATION CURB AND GUTTER TYPE B-6.24
 - (O) PCC PAVEMENT - 10" AND VARIES
 - (P) CONCRETE CURB, TYPE B - 6" HIGH
 - (Q) TYPE B CURB (MODIFIED)
 - (R) PCC MEDIAN SURFACE - 4"
 - (S) CONCRETE MEDIAN SURFACE - 4"
 - (T) PORTLAND CEMENT CONCRETE BASE COURSE - 9"
 - (U) CONCRETE GUTTER
 - (V) FENCE
 - (W) LONGITUDINAL METAL JOINT
 - (X) EXISTING CURB
 - (Y) CONCRETE RETAINING WALL
 - (Z) BITUMINOUS CONCRETE BINDER COURSE - 1 1/2"
 - (AA) STABILIZED SHOULDER
 - (BB) AGGREGATE BASE COURSE, TYPE A - 4"
 - (CC) CONTINUOUSLY REINFORCED PORTLAND CEMENT CONCRETE PAVEMENT (CRPCCP) - VARIES FROM 12" TO 13 1/4"
 - (DD) PIPE UNDERDRAINS - 6"
 - (EE) STABILIZED SUB-BASE - 4"
 - (FF) AGGREGATE SHOULDER TYPE A
 - (GG) INCIDENTAL BITUMINOUS SURFACING
 - (HH) CONCRETE GUTTER (MODIFIED)
 - (II) HMA SURFACE COURSE, MIX "C", N70 - 2"
 - (JJ) HMA OVERLAY

- PROPOSED LEGEND:**
- (1) PORTLAND CEMENT CONCRETE PAVEMENT
 - (1A) - 10" (JOINTED) (LOCAL ROADS)
 - (1B) - 10 1/2" (JOINTED) (RAMPS)
 - (2) HOT-MIX ASPHALT OVERLAY - 2 1/4"
 - (2a) HOT-MIX ASPHALT SURFACE COURSE, MIX "D" N70 - 1 1/2"
 - (2b) LEVELING BINDER, (MACHINE METHOD), N70 - 3/4"
 - (3) PORTLAND CEMENT CONCRETE BASE COURSE - 10"
 - (4) AGGREGATE BASE COURSE, TYPE A, 12"
 - (5) PORTLAND CEMENT CONCRETE SHOULDERS
 - (5A) - 10 1/2" (FOR 10 1/2" PCC JT)
 - (5B) - 12" (WB & EB I-64 TIE-IN)
 - (5C) - 15 1/2" (WB I-64 GORES)
 - (5D) - 18" (EB I-64 GORES)
 - (6) AGGREGATE SHOULDERS, TYPE B
 - (6A) - 10" (FOR 10" PCC JT)
 - (6B) - 10 1/2" (FOR 10 1/2" PCC JT)
 - (6C) - 11 1/4" (FOR TEMPORARY PAVEMENT INTERSTATE)
 - (6D) - 15 1/2" (FOR HMA SC "D" N70 - 3 1/2" AND PCC SHOULDERS 12")
 - (6E) - 18" (FOR HMA SC "D" N70 - 6" AND PCC SHOULDERS 12")
 - (7) PORTLAND CEMENT CONCRETE SIDEWALK - 4"
 - (8) COMBINATION CONCRETE CURB AND GUTTER, TYPE B-6.24
 - (9) POROUS GRANULAR EMBANKMENT, SPECIAL
 - (10) COMBINATION CONCRETE CURB AND GUTTER, TYPE M-6.06
 - (11) CONCRETE MEDIAN, TYPE SM-6.12
 - (12) *6 TIE BARS, 30" LONG AT 30" C-C (IF LONGITUDINAL SAWED JOINT) / *6 TIE BARS, 24" LONG AT 24" C-C (IF LONGITUDINAL CONSTRUCTION JOINT) (INCLUDED IN PRICE FOR BID FOR VARIOUS PCC ITEMS)
 - (13) *6 TIE BARS, 24" LONG AT 24" C-C (INCLUDED IN PRICE FOR BID FOR VARIOUS PCC ITEMS)
 - (14) PIPE UNDERDRAINS - 4"
 - (15) CONTINUOUSLY REINFORCED PORTLAND CEMENT CONCRETE PAVEMENT - 12"
 - (16) CONCRETE BARRIER SINGLE FACE, 42 INCH HEIGHT
 - (17) AGGREGATE BASE COURSE, TYPE A, THICKNESS AS SPECIFIED ON SECTION
 - (18) CONCRETE GUTTER TYPE A
 - (19) CONCRETE MEDIAN SURFACE - 4"
 - (20) STEEL PLATE BEAM GUARDRAIL, TYPE A, 6' POSTS OR TRAF BAR TERM
 - (21) CHAIN LINK FENCE - 6'
 - (22) SEEDING AND MULCHING (SEE SEEDING AND MULCHING SCHEDULE)
 - (23) CONCRETE BARRIER SINGLE FACE, 42 INCH HEIGHT (SPECIAL)
 - (24) CONCRETE CURB AND GUTTER OUTLET SPECIAL
 - (25) HOT-MIX ASPHALT SURFACE REMOVAL - 2 1/4"
 - (26) TEMPORARY PAVEMENT (INTERSTATE) - 1 1/4"
 - (26a) HOT-MIX ASPHALT SURFACE COURSE, MIX "D", N70 (IL 9.5 mm) - 1 3/4"
 - (26b) HOT-MIX ASPHALT BINDER COURSE, IL-19.0, N70 - 9 1/2"
 - (27) POLYMERIZED HOT-MIX ASPHALT SURFACE COURSE, MIX "F", N90 - 3 1/2"
 - (28) BITUMINOUS MATERIALS (PRIME COAT)
 - (29) AGGREGATE (PRIME COAT)
 - (30) HOT-MIX ASPHALT SURFACE REMOVAL - VARIABLE DEPTH
 - (31) HOT-MIX ASPHALT SURFACE COURSE, MIX "D", N70 - 3 1/2"
 - (32) HOT-MIX ASPHALT SURFACE COURSE, MIX "D", N70 - 6"

NOTES:

- DUE THE SKEWED NATURE OF THE ROADWAYS IN THIS PROJECT, THE FOLLOWINGS ARE THE COMPASS DESIGNATIONS TO THE ROADWAYS:
15TH STREET (NORTH-SOUTH), BAUGH AVENUE (EAST-WEST), ST. CLAIR AVENUE (EAST-WEST), WB I-64 (WEST)

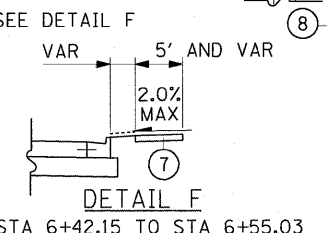
- SEE HOT-MIX ASPHALT MIXTURE REQUIREMENTS ON TYPICAL SECTIONS SHEET 3 OF 14.
- SEE SHEET TYPICAL SECTION SHEET 14 OF 14 FOR PAVEMENT STRUCTURAL TABLE.



PROPOSED BAUGH AVENUE
(WEST OF 15TH STREET)

STA 6+50 TO STA 7+50.67

* MATCH EXISTING TRANSVERSE JOINTING PATTERN



DETAIL F
STA 6+42.15 TO STA 6+55.03

FILE NAME =	USER NAME = pmsarno	DESIGNED OP	REVISED -
FILE#		DRAWN OP	REVISED -
	PLOT SCALE = 10.000' / IN.	CHECKED DBM	REVISED -
	PLOT DATE = 3/18/2010	DATE 03/19/10	REVISED -

**STATE OF ILLINOIS
DEPARTMENT OF TRANSPORTATION**

SCALE: NONE		SHEET NO. 5 OF 14 SHEETS		STA.	TO STA.
-------------	--	--------------------------	--	------	---------

F.A.I. RTE.	SECTION	COUNTY	TOTAL SHEETS	SHEET NO.
64	82-1-2HB	ST. CLAIR	345	19
CONTRACT NO. 76C49				
FED. ROAD DIST. NO. ILLINOIS FED. AID PROJECT				