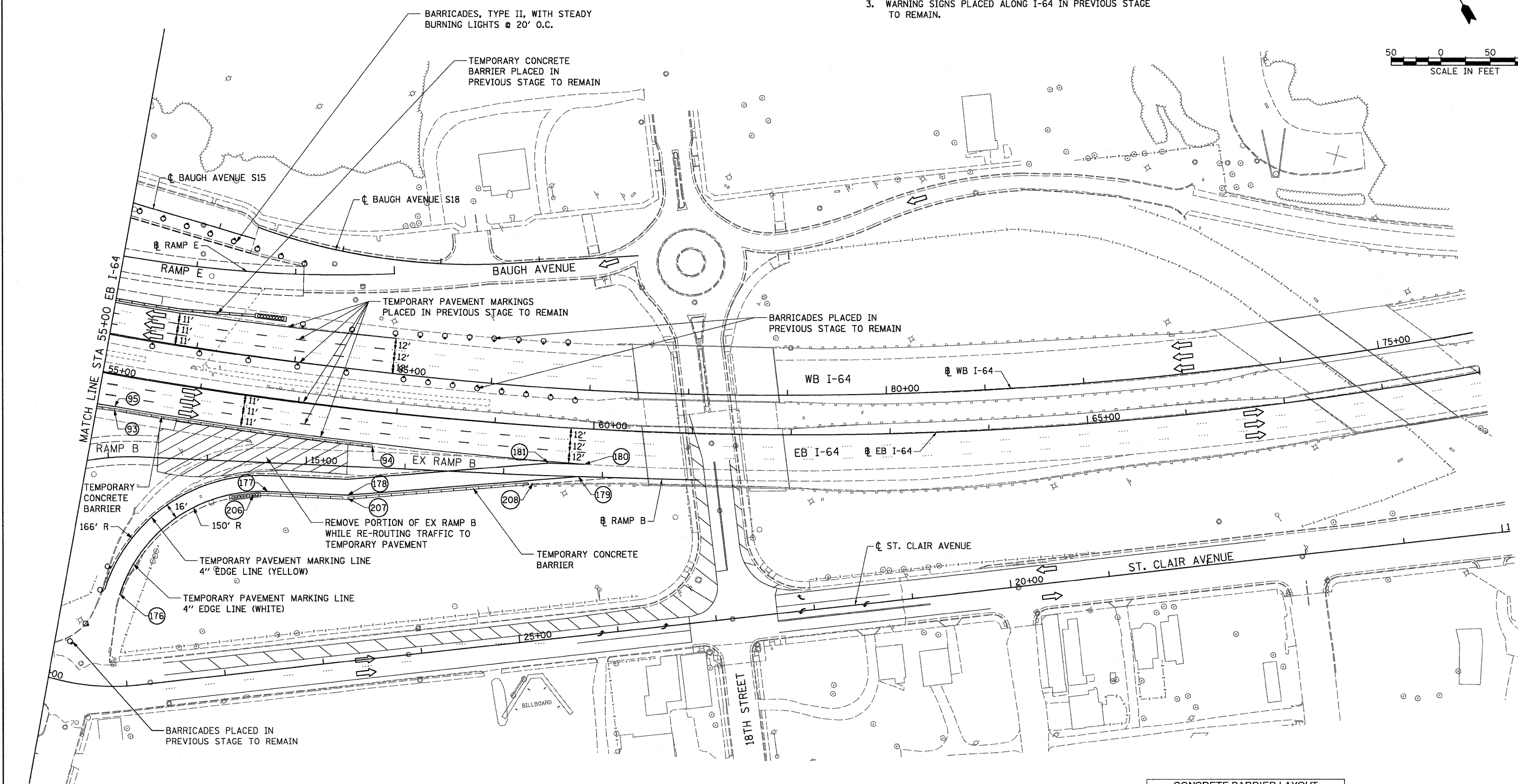
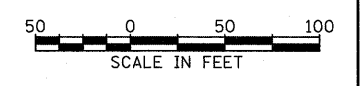



- NOTES:
1. DETOUR SIGNS PLACED IN PREVIOUS STAGE TO REMAIN.
 2. WARNING SIGNS PLACED ALONG BAUGH AVENUE IN PREVIOUS STAGE TO REMAIN.
 3. WARNING SIGNS PLACED ALONG I-64 IN PREVIOUS STAGE TO REMAIN.



CONCRETE BARRIER LAYOUT			
ROADWAY	STATION	OFFSET	
93	EB I-64	55+17.84	35.12' RT
94	EB I-64	57+79.06	35.53' RT
206	RAMP B	14+48.06	32.92' RT
207	RAMP B	15+43.35	32.21' RT
208	RAMP B	17+30.10	8.41' RT