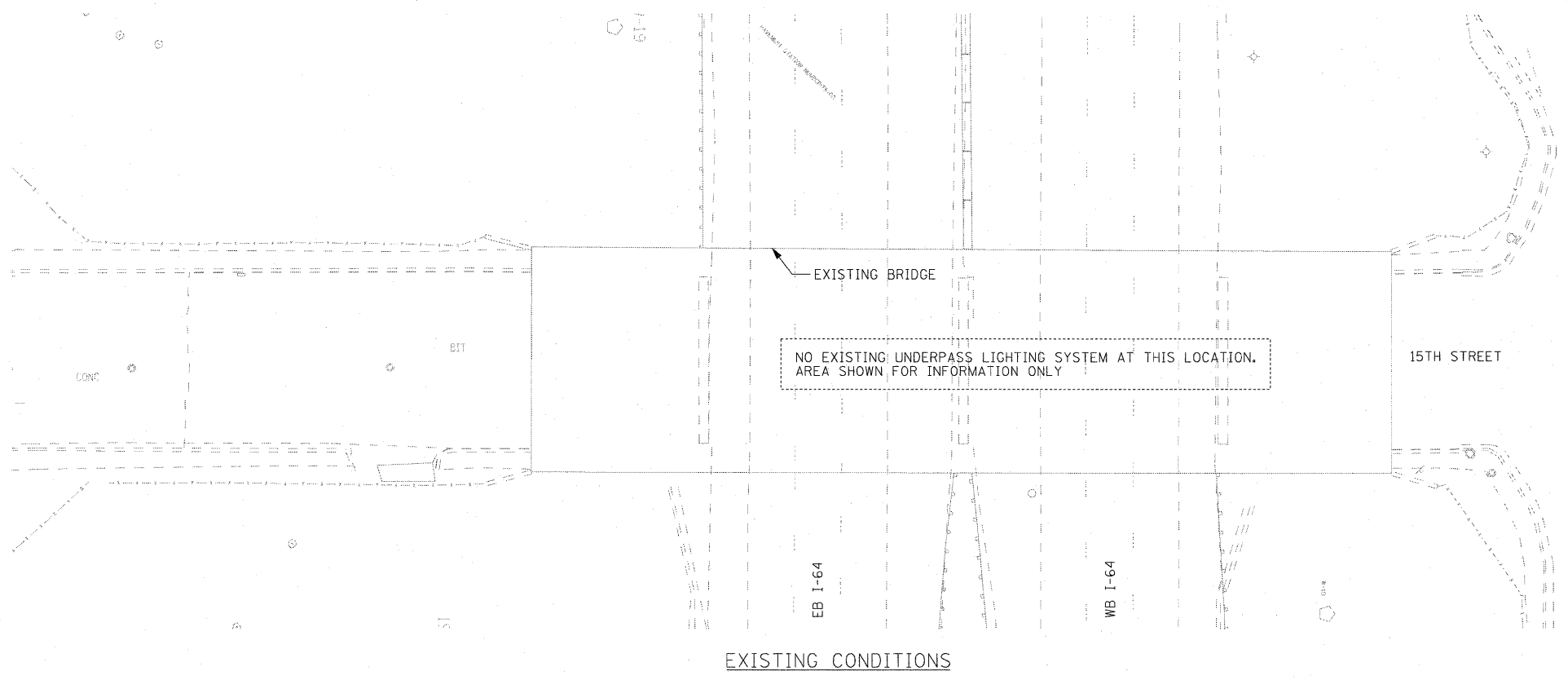




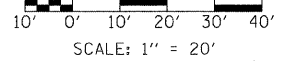
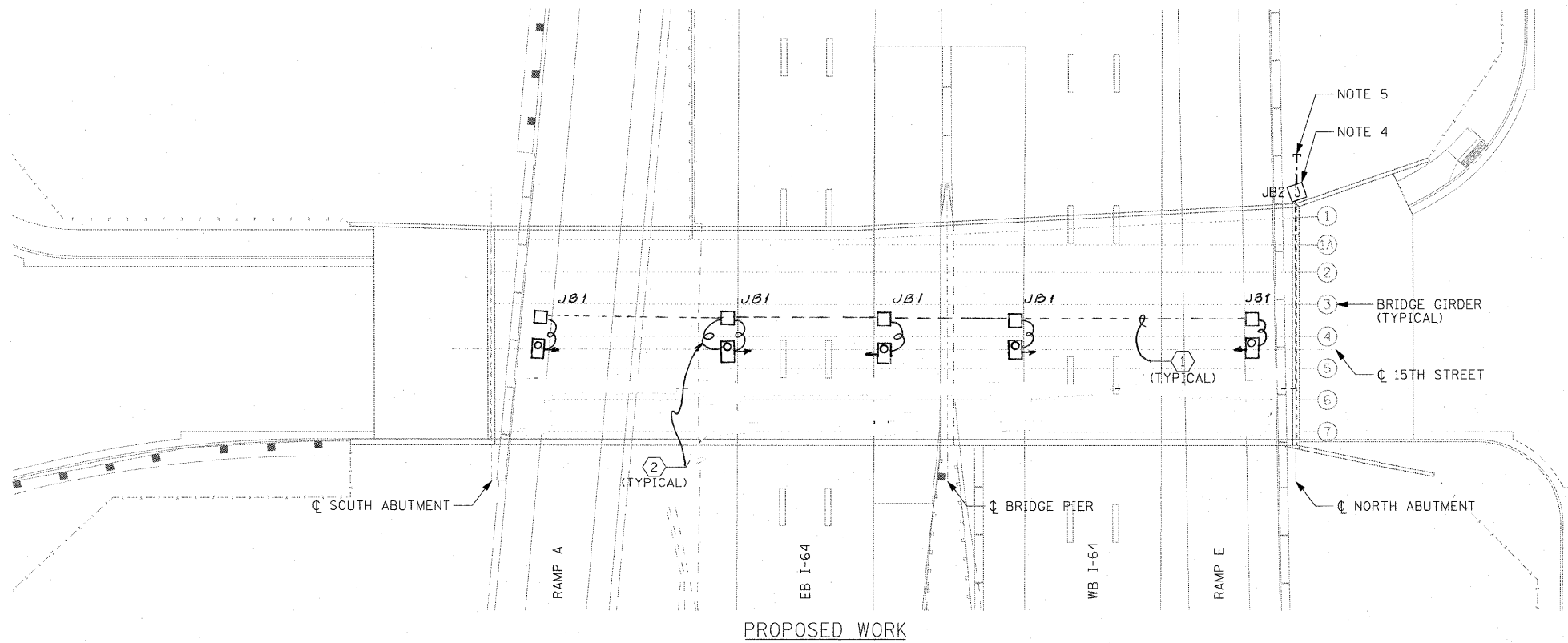
NOTES:

1. SEE DRAWING ME-01 FOR ELECTRICAL SYMBOLS AND ABBREVIATIONS.
2. SEE IDOT STANDARD DETAIL LGT019 FOR UNDERPASS LIGHTING DETAILS.
3. ALL PROPOSED UNDERPASS LIGHTING UNITS SHOWN ON THIS DRAWING SHALL BE PENDANT MOUNTED OFFSET TWO (2) FEET FROM THE PROPOSED EDGE OF ROADWAY (EOR) UNLESS NOTED OTHERWISE.
4. SPLICE NEW UNDERPASS LIGHTING CIRCUIT CABLES TO THE TEMPORARY SERVICE FEED CABLES LOCATED IN THE JUNCTION BOX. SEE DRAWING RL-01 FOR CONTINUATION OF TEMPORARY LIGHTING CIRCUIT FEED.
5. PROVIDE 3" ~~PVC~~ RGC ATTACHED TO STRUCTURE FOR FUTURE PERMANENT FEED. CAP CONDUIT 5' FROM FACE OF WALL, 30" BELOW GRADE.



| JUNCTION BOX SCHEDULE | | |
|-----------------------|------------|--|
| NO. | SIZE | DESCRIPTION |
| JB1 | 6"x6"x4" | STAINLESS STEEL ATTACHED TO STRUCTURE UNDERPASS LIGHTING |
| JB2 | 12"x12"x6" | STAINLESS STEEL ATTACHED TO STRUCTURE UNDERPASS LIGHTING |

| CABLE / CONDUIT SCHEDULE | |
|--------------------------|---|
| NO. | DESCRIPTION |
| ① | 2#10, 1#10 GND, IN 3/4" DIAMETER PVC RGC ATTACHED TO STRUCTURE |
| ② | 2#10, 1#10 GND, IN 3/4" DIAMETER LIQUID-TIGHT FLEXIBLE CONDUIT |



UL-01

| | | | | | | | | | | | |
|-----------------------|-----------------------------|--------------|-----------|---|---|----------|---|------------------|------------------|------------------|---------------|
| FILE NAME = #FILE# | USER NAME = lantz | DESIGNED JSF | REVISED - | STATE OF ILLINOIS DEPARTMENT OF TRANSPORTATION | LIGHTING PLANS 15TH STREET OVER I-64 UNDERPASS | | F.A.I. RTE. 64 | SECTION 82-1-2HB | COUNTY ST. CLAIR | TOTAL SHEETS 345 | SHEET NO. 198 |
| | PLOT SCALE = 20,0000' / IN. | DRAWN JSF | REVISED - | | | | CONTRACT NO. 76C49 | | | | |
| | PLOT DATE = 3/18/2018 | CHECKED JPC | REVISED - | | | | FED. ROAD DIST. NO. ILLINOIS FED. AID PROJECT | | | | |
| | DATE 03/19/10 | REVISED - | | SCALE: 1"=20' | SHEET NO. 1 OF 1 SHEETS | STA. N/A | TO STA. N/A | | | | |