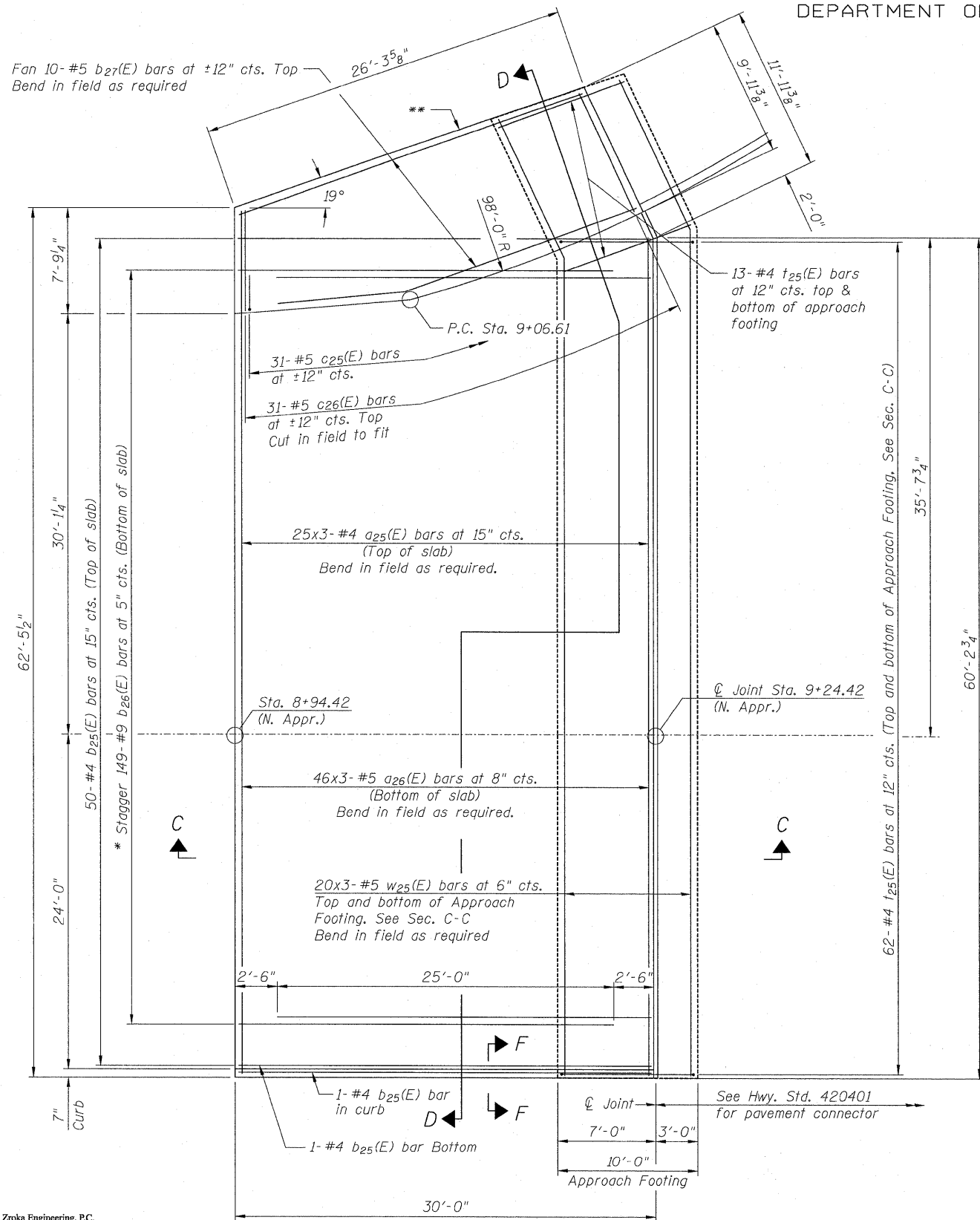


STATE OF ILLINOIS
DEPARTMENT OF TRANSPORTATION

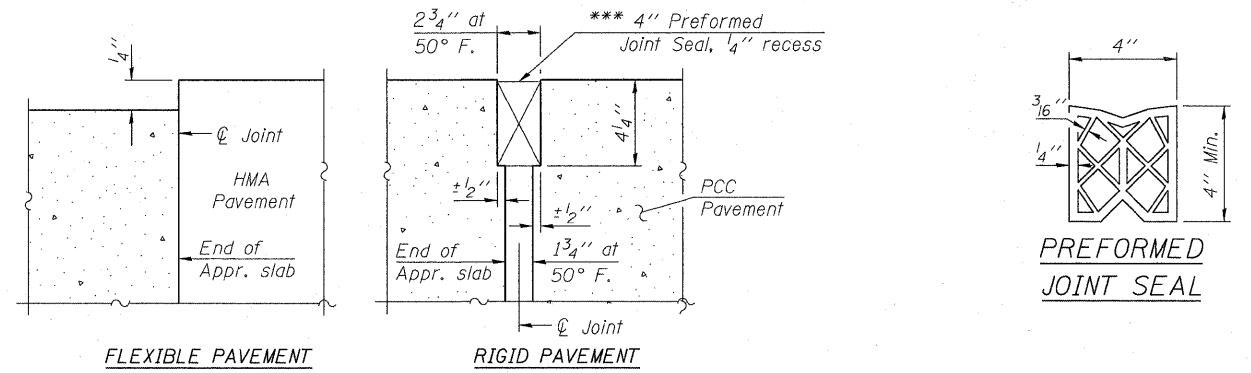


PLAN

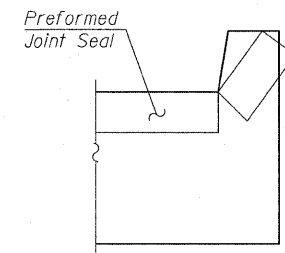
* Tilt #9 b26(E) bars as required to maintain clearance.
** Closed cell joint filler according to Article 1051.08 of the Standard Specifications, full depth of slab and sidewalk, full length of wingwall parapet. Cost Included with Concrete Superstructure.

Notes:
See sheet 17 of 44 for Sections C-C & D-D.
Bars Indicated thus 46 x 3-#5 etc. indicates 46 lines of bars with 3 lengths per line.

*** Cost included with Concrete Superstructure.



DETAIL A



VIEW F-F

Angle Preformed Joint Seal at 45° at curbs when req'd for drainage.

MIN. BAR LAPS

- #4 bar = 1'-8"
- #5 bar = 2'-2"
- #6 bar = 2'-7"

ZROKA
engineering
Zroka Engineering, P.C.
4216 North Hermitage
Chicago, IL 60613

| | |
|----------|-----|
| DESIGNED | LAS |
| CHECKED | JLA |
| DRAWN | SAW |
| CHECKED | LAS |

3-31-2010

NORTH BRIDGE APPROACH SLAB DETAILS 1
STRUCTURE NO. 082-0377

| | | | | | |
|---------------------------|----------------------|---------------------|---------------------|---------------------------|---------------------|
| SHEET NO. 16 44 SHEETS | F.A.I. RTE. 64 | SECTION 82-1-2HB | COUNTY ST. CLAIR | TOTAL SHEETS 345 | SHEET NO. 223 |
| | CONTRACT NO. 76C49 | | | ILLINOIS FED. AID PROJECT | |

Revised 4/15/2010