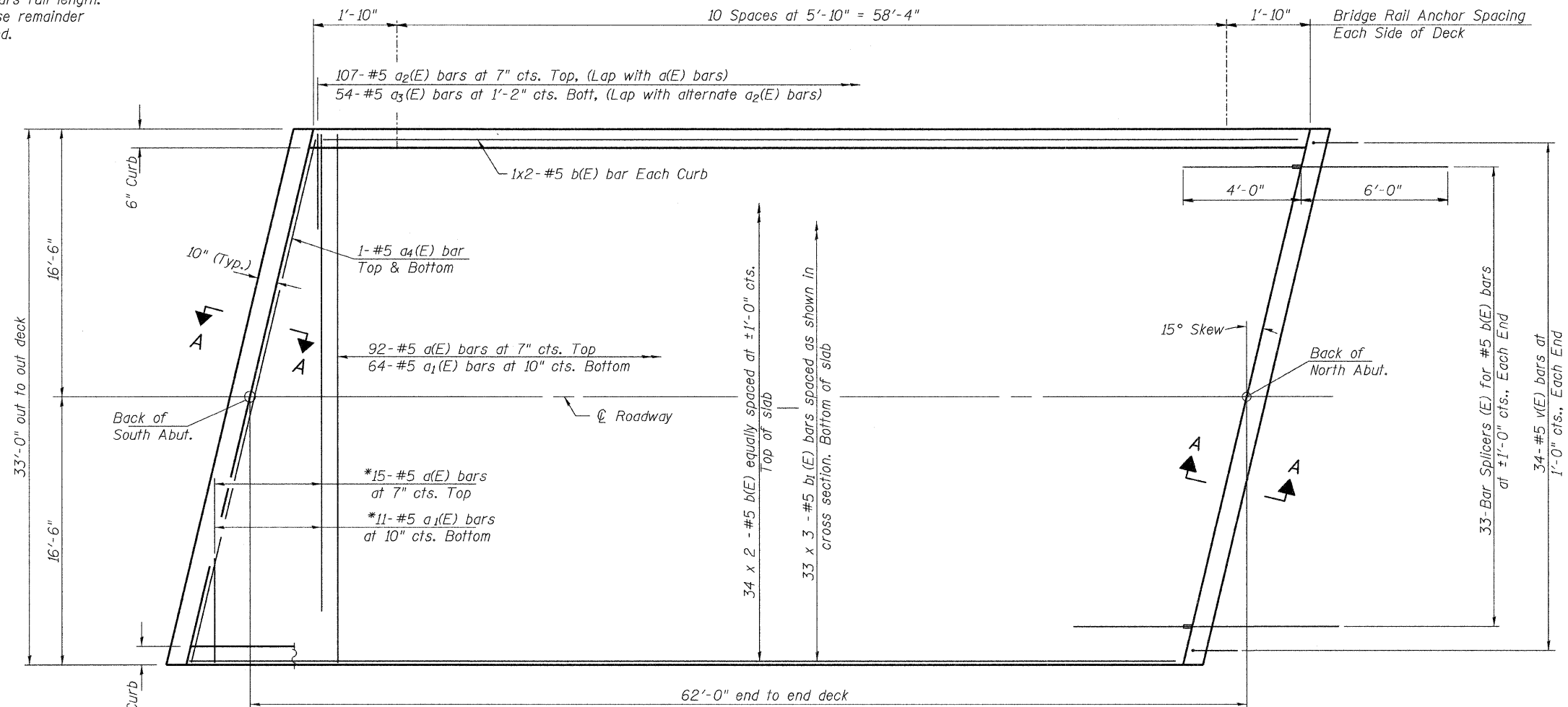
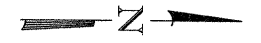


*Order a(E) & a₁(E) bars full length.
Cut to fit skew and use remainder
of bars in opposite end.

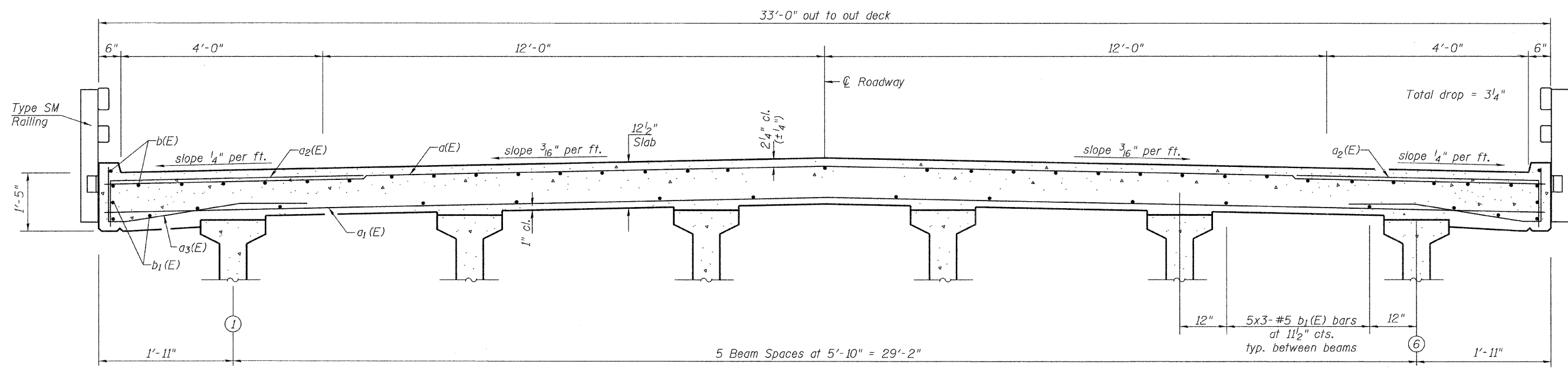


Notes:
See sheet 8 of 22 for superstructure details,
and Bill of Material.
Bars indicated thus 37 x 5-#5 etc. indicates
37 lines of bars with 5 lengths per line.
See sheet 9 of 22 for Section A-A &
Diaphragm Details.



MIN. BAR LAP
#5 = 1'-8"

PLAN



CROSS SECTION
(Looking North)

SUPERSTRUCTURE

SHEET NO. 7 22 SHEETS	RTE.	SECTION	COUNTY	TOTAL SHEETS	SHEET NO.
	CH 25	09-00658-00-BR	LASALLE	39	14
SN 050-3598			CONTRACT NO. 87451		
FED. ROAD DIST. NO. 7 ILLINOIS			FED. AID PROJECT BRS-0271(103)		