

DESIGNER NOTES:
 1. DESIGNER SHOULD REVIEW "HANDBOOK FOR THE POLICY ON PERMITS FOR ACCESS DRIVEWAYS TO STATE HIGHWAYS"
 1:1 FLARES ARE RECOMMENDED FOR CURBLINE SIDEWALKS.
 2. DESIGNER SHOULD REVIEW CHAPTER 58 OF BDE FOR THE ADA REQUIREMENTS.
 3. INCLUDE STATE STANDARD 424001 AND 606001.

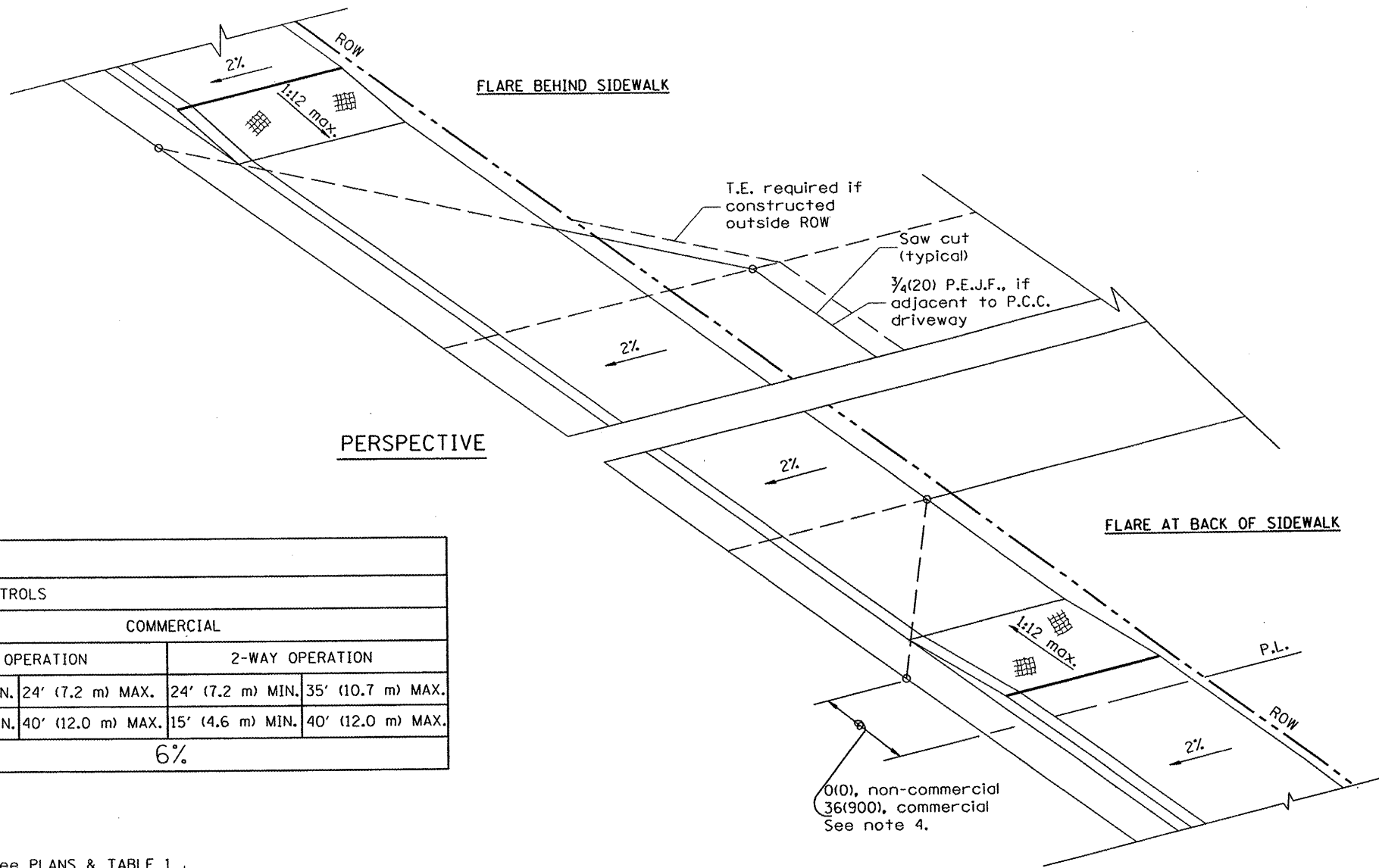
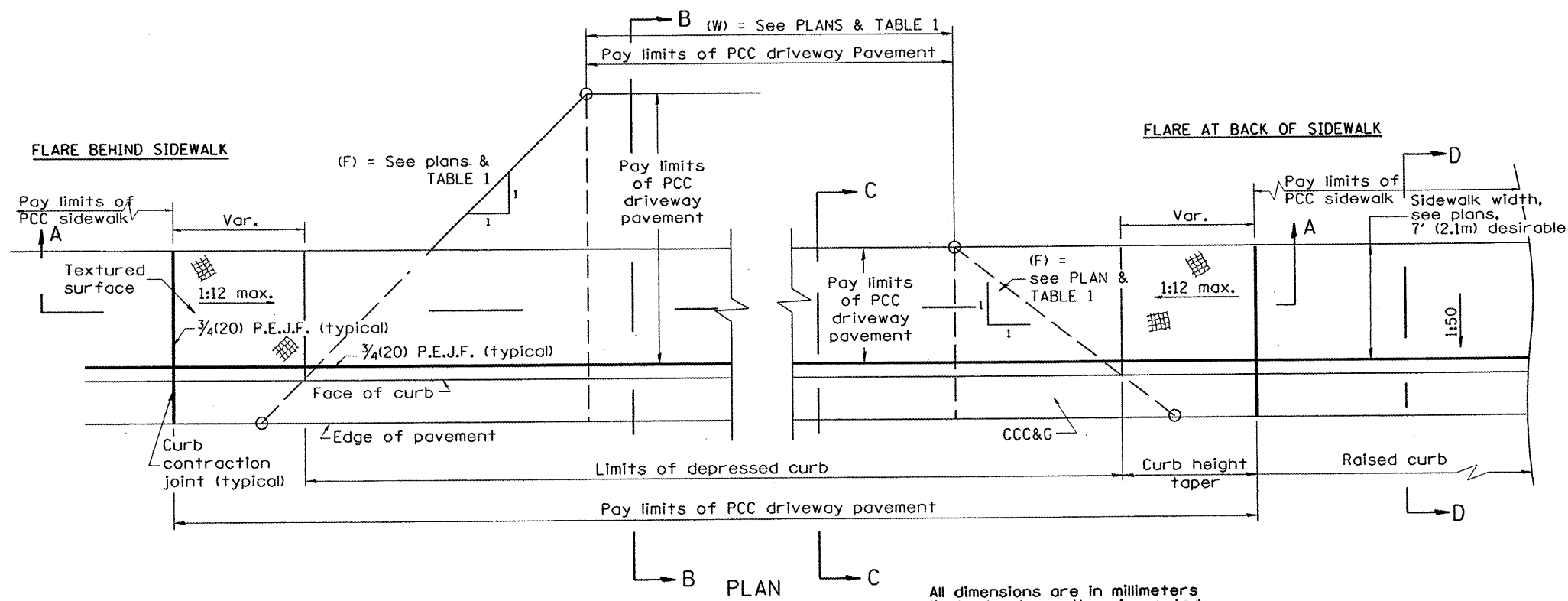


TABLE 1					
URBAN ENTRANCE DESIGN CONTROLS					
ELEMENT	NON-COMMERCIAL		COMMERCIAL		
			1-WAY OPERATION		2-WAY OPERATION
WIDTH (W)	12' (3.6 m) MIN.	24' (7.2 m) MAX.	14' (4.3 m) MIN.	24' (7.2 m) MAX.	24' (7.2 m) MIN., 35' (10.7 m) MAX.
RADIUS EQUIVALENT 1:1 FLARE (F)	5' (1.5 m) MIN.	25' (7.6 m) MAX.	15' (4.6 m) MIN.	40' (12.0 m) MAX.	15' (4.6 m) MIN., 40' (12.0 m) MAX.
MAX. GRADE (G)	8%		6%		




GENERAL NOTES

1. Refer to State Standard 424001 for texturing and other disabled accessibility design elements.
2. The sidewalk area located within the pay limits of P.C.C. Driveway Pavement will be of the same thickness and construction as the P.C.C. Driveway Pavement.
3. Combination Concrete Curb & Gutter shall be depressed in accordance with Standard 606001.
4. Exceptions to the radius flare/property line relationship are as shown in the plans for common entrances, with jointly executed access permits.

All dimensions are in inches (millimeters) unless otherwise noted.

FILE NAME =	PLOT SCALE = #SCALE#	DESIGNED - RAW	REVISED -
	PLOT DATE = #DATE#	DRAWN - RAW	REVISED -
	PLOT TIME = #TIME#	CHECKED - RJA	REVISED -
		DATE -	REVISED -



NO SCALE		CADD STD 423101-D4		SHEET 1 OF 2		FED. ROAD DIST. NO. ILLINOIS FED. AID PROJECT		
SPECIAL DETAILS URBAN ENTRANCES ACCESSIBLE TO THE DISABLED FOR CURBLINE SIDEWALKS				F.A.I.L. RTE. 6775	SECTION 04-00141-00-FP	COUNTY TAZEWELL	TOTAL SHEETS 187	SHEET NO. 107
CONTRACT NO. 89352								