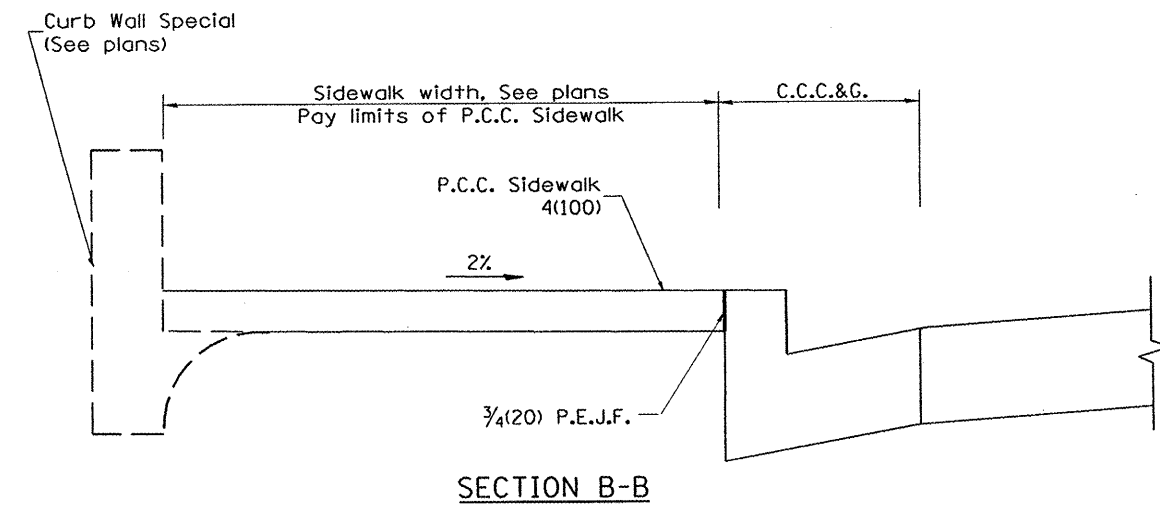
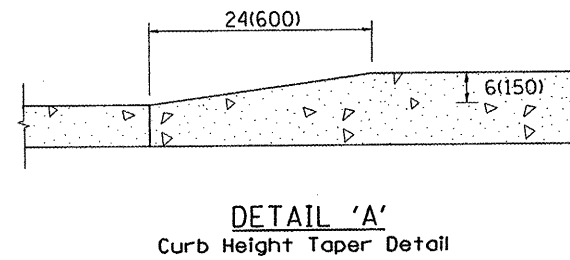


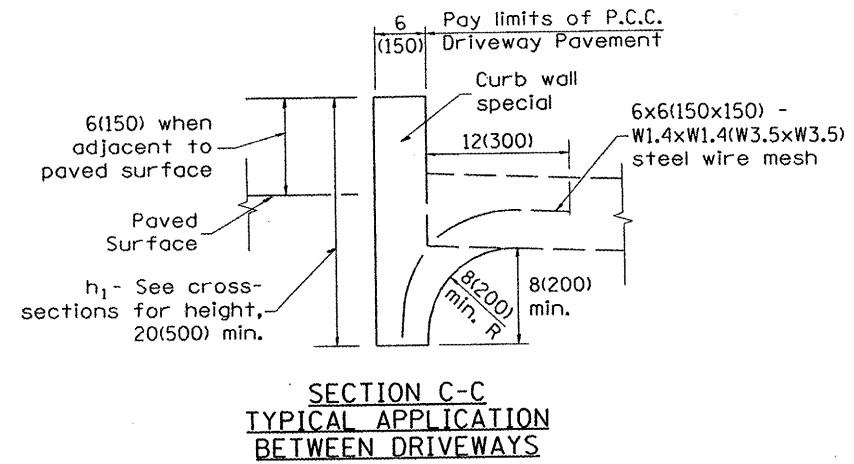
SECTION A-A



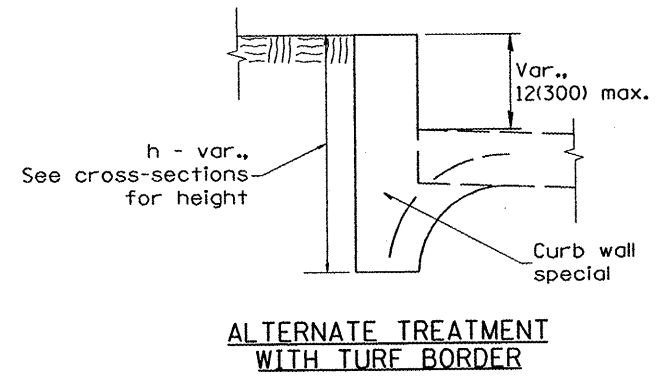
SECTION B-B



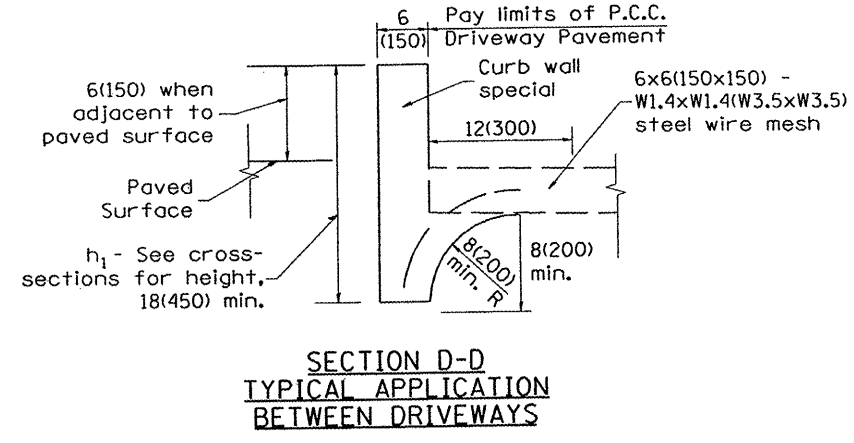
DETAIL 'A'
Curb Height Taper Detail



SECTION C-C
TYPICAL APPLICATION
BETWEEN DRIVEWAYS



ALTERNATE TREATMENT
WITH TURF BORDER



SECTION D-D
TYPICAL APPLICATION
BETWEEN DRIVEWAYS

CURB WALL - SPECIAL

Measurement formula: $h_1 \times \text{length constructed} =$
Payment area in square feet(square meters)

GENERAL NOTES

1. The Curb Wall, Special, shall be poured monolithically with the adjacent P.C.C. Driveway Pavement or P.C.C. Sidewalk.
2. All provisions of Sections 424 and 606 of the Standard Specifications shall apply unless otherwise shown.

All dimensions are in inches (millimeters) unless otherwise noted.

FILE NAME =	PLOT SCALE = #SCALE#	DESIGNED - RAW	REVISED -
	PLOT DATE = #DATE#	DRAWN - RAW	REVISED -
	PLOT TIME = #TIME#	CHECKED - RJA	REVISED -
#FILE#		DATE -	REVISED -



SPECIAL DETAILS
URBAN ENTRANCES, SPECIAL DESIGN FOR CLOSELY SPACED ENTRANCES
(WITH PAVEMENT EDGE CURB BETWEEN ENTRANCES)
NO SCALE CADD STD 423116-D4 SHEET 2 OF 2

F.A.U. RTE.	SECTION	COUNTY	TOTAL SHEETS	SHEET NO.
6775	04-00141-00-FP	TAZEWELL	187	112
FED. ROAD DIST. NO.			ILLINOIS FED. AID PROJECT	
			CONTRACT NO. 89352	