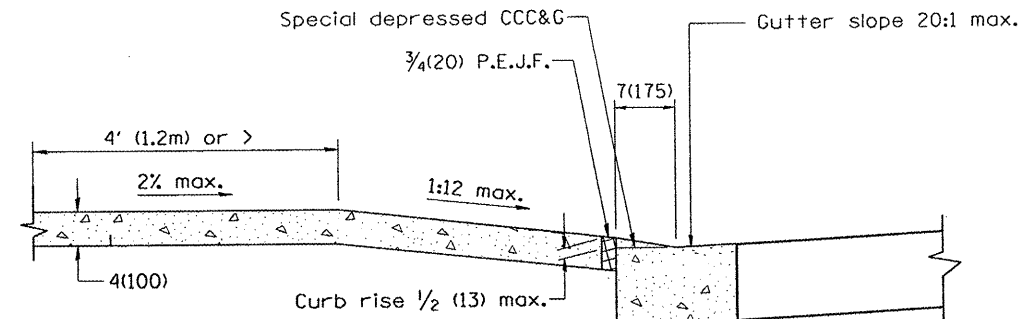
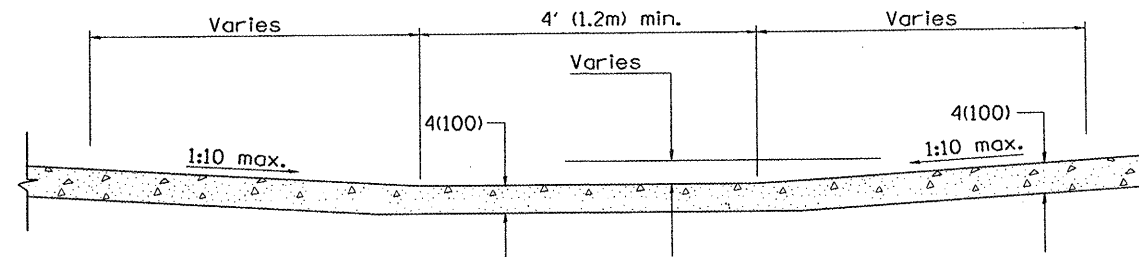


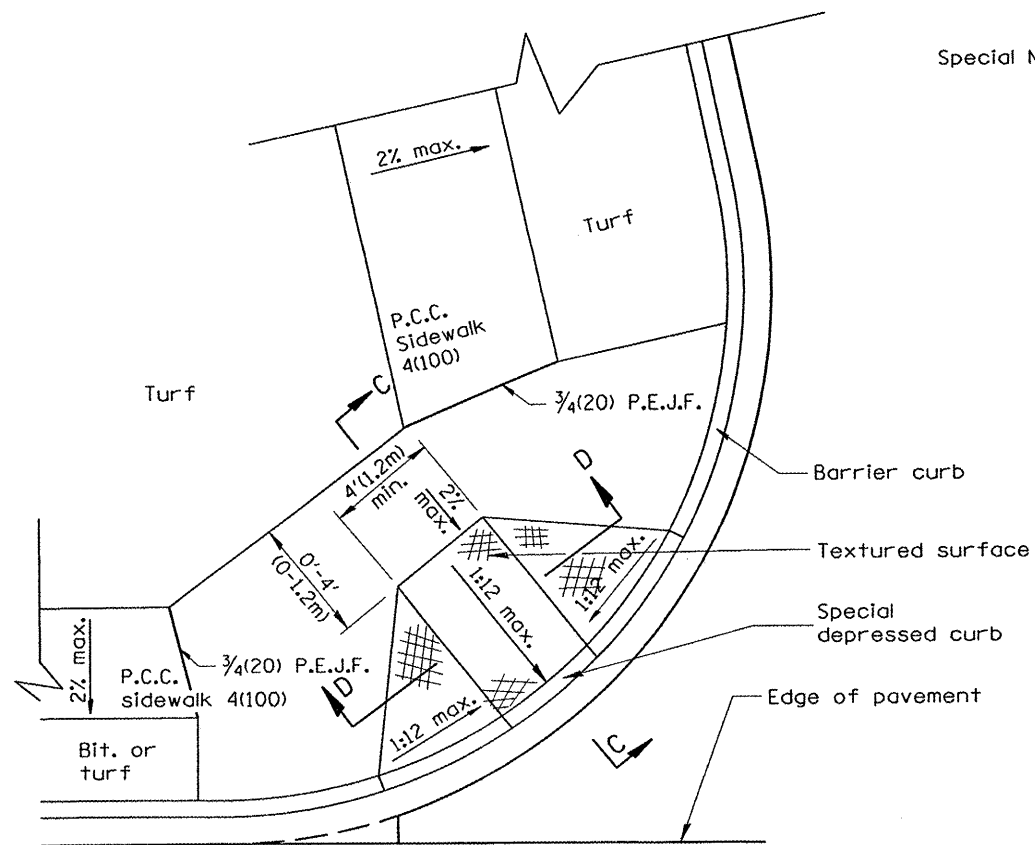
**CASE 1**  
TYPE B RAMP WITH 4' (1.2m) OR MORE AT BACK OF RAMP



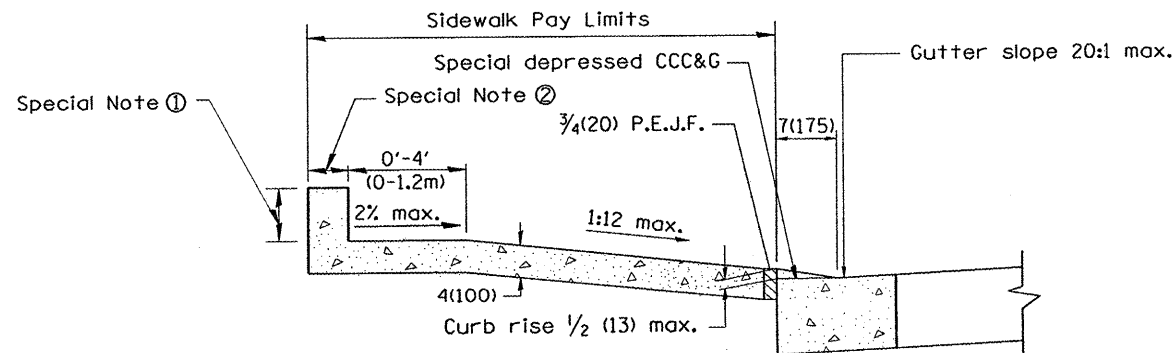
**SEC. A-A**



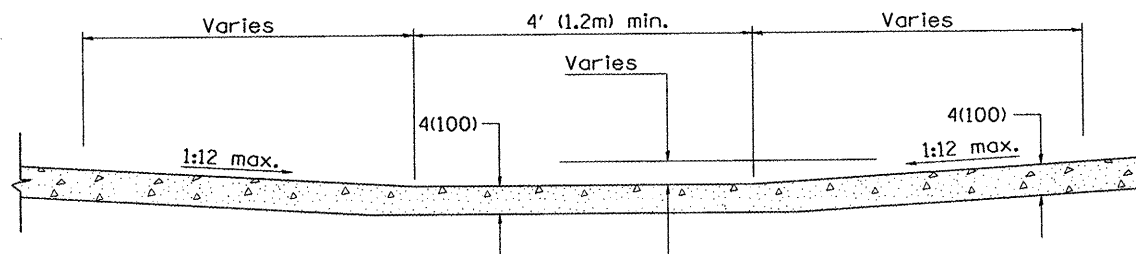
**SEC. B-B**



**CASE 2**  
TYPE B RAMP WITH LESS THAN 4' (1.2m) AT BACK OF RAMP



**SEC. C-C**



**SEC. D-D**

**GENERAL NOTES**

1. Refer to State Standard 424001 for texturing and other design elements.
2. The controls shown on this standard are applicable to Type B Curb and Combination Concrete Curb & Sidewalk construction.
3. The maximum length of texturing shall be 6'(1.8m) unless otherwise shown.

**SPECIAL NOTES**

- ① Variable height edge treatment as required to match existing conditions. Maximum height = 9(225)
- ② 4(100) wall to be built outside of plan sidewalk width, if ROW allows.

All dimensions are in inches (millimeters) unless otherwise noted.

FILE NAME *	PLOT SCALE = SCALES*	DESIGNED - RAW	REVISED -
	PLOT DATE = DATES*	DRAWN - RAW	REVISED -
	PLOT TIME = TIMES*	CHECKED - RJA	REVISED -
		DATE -	REVISED -



SPECIAL DETAILS		
SIDEWALK RAMPS ACCESSIBLE TO THE DISABLED		
NO SCALE	CADD STD 424001-D4	SHEET 1 OF 2

F.A.U. RTE.	SECTION	COUNTY	TOTAL SHEETS	SHEET NO.
6775	04-00141-00-FP	TAZEWELL	187	113
CONTRACT NO. 89352			FED. ROAD DIST. NO. ILLINOIS FED. AID PROJECT	