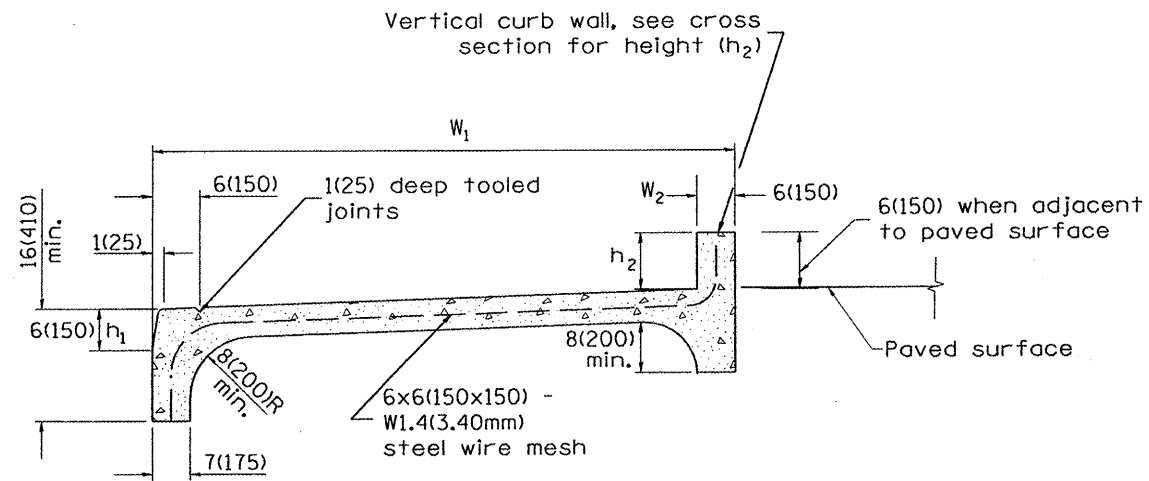
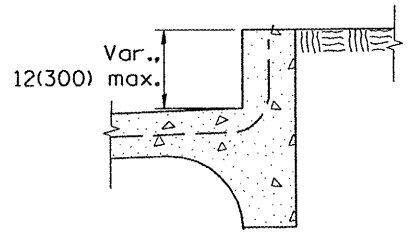


1. THIS DRAWING SHOULD BE USED IN CONJUNCTION WITH STATE STANDARD 424001 AND DISTRICT CADD STDS. "CURB RAMPS ACCESSIBLE TO THE DISABLED" AND "COMBINATION CONCRETE CURB & SIDEWALK 4" (100mm).

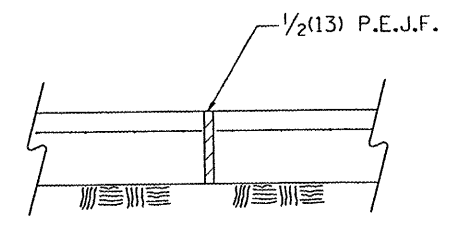
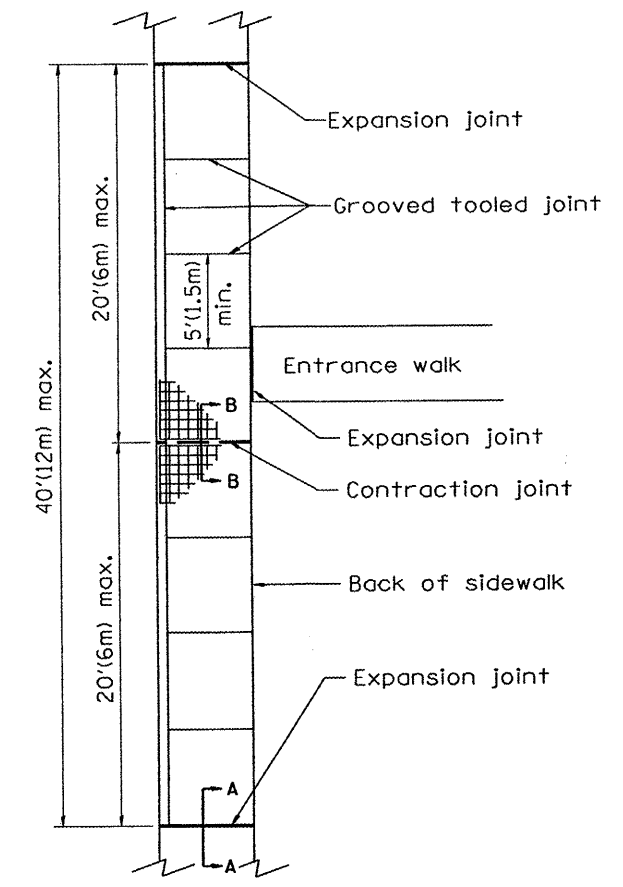


COMBINATION CONCRETE CURB-SIDEWALK 4" (100mm)
(SPECIAL)

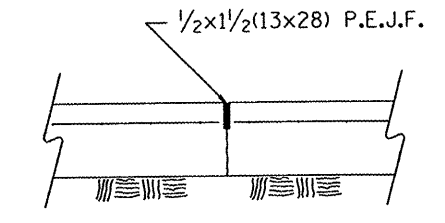
Measurement formula: $(W_1 + W_2 + h_1 + h_2) \times \text{length constructed} =$
Payment area in square feet (square meters)



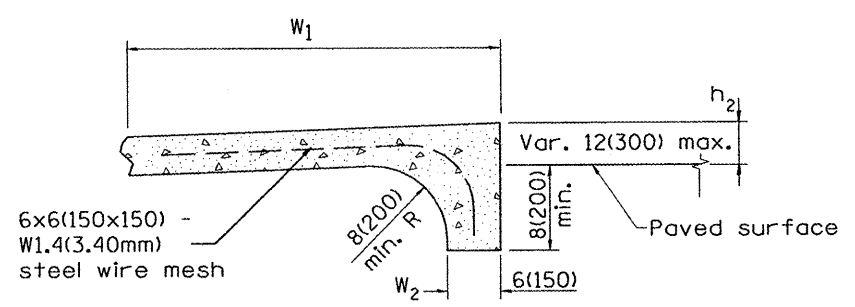
WITH TURF BORDER



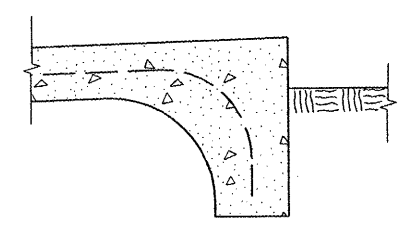
SEC. A-A
Expansion Joint



SEC. B-B
Contraction Joint



ALTERNATE BACK DETAIL
WHEN SIDEWALK GRADE ABOVE EXISTING GRADE




WITH TURF BORDER

GENERAL NOTES:

- All provisions in Section 424 of the Standard Specifications shall apply, unless otherwise shown.

All dimensions are in inches (millimeters) unless otherwise noted.

FILE NAME *	PLOT SCALE = *SCALE*	DESIGNED - RAW	REVISED -
	PLOT DATE = *DATE*	DRAWN - RAW	REVISED -
	PLOT TIME = *TIME*	CHECKED - RJA	REVISED -
FILEL		DATE -	REVISED -



SPECIAL DETAILS	
COMBINATION CONCRETE CURB-SIDEWALK 4", SPECIAL	
NO SCALE	CADD STD 424106-D4

F.A.U. RTE.	SECTION	COUNTY	TOTAL SHEETS	SHEET NO.
6775	D4-00141-00-FP	TAZEWELL	187	115
CONTRACT NO. 89352			FED. ROAD DIST. NO. [ILLINOIS] FED. AID PROJECT	