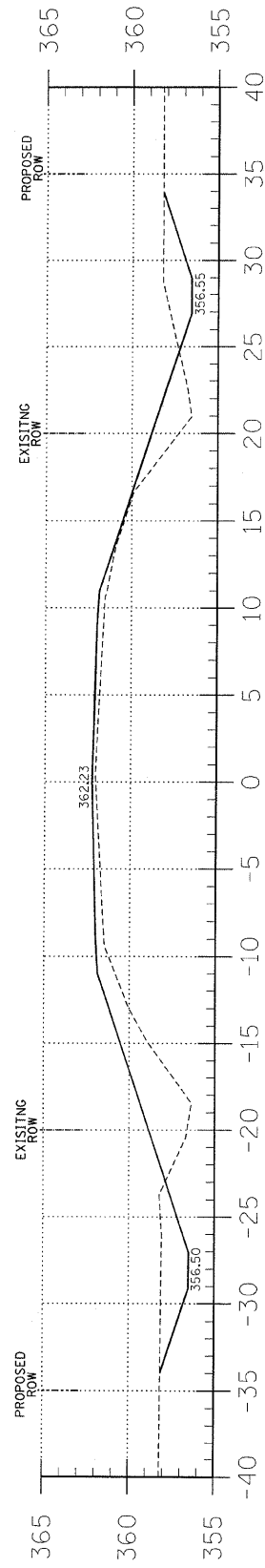
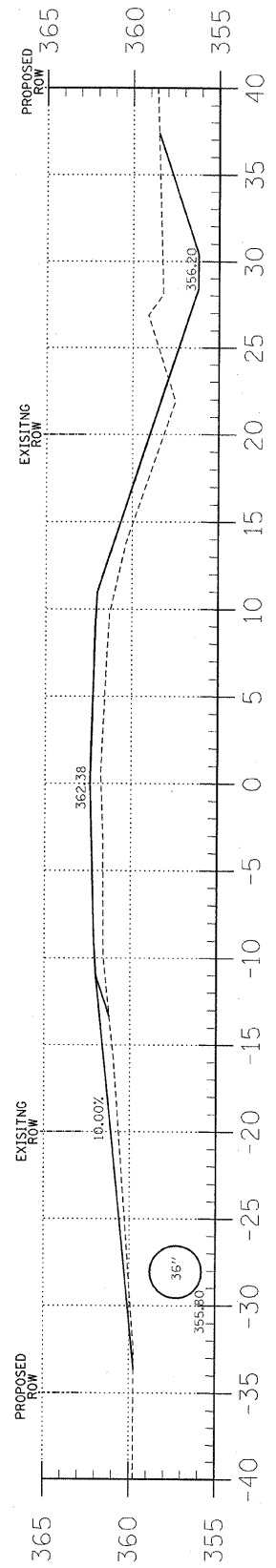


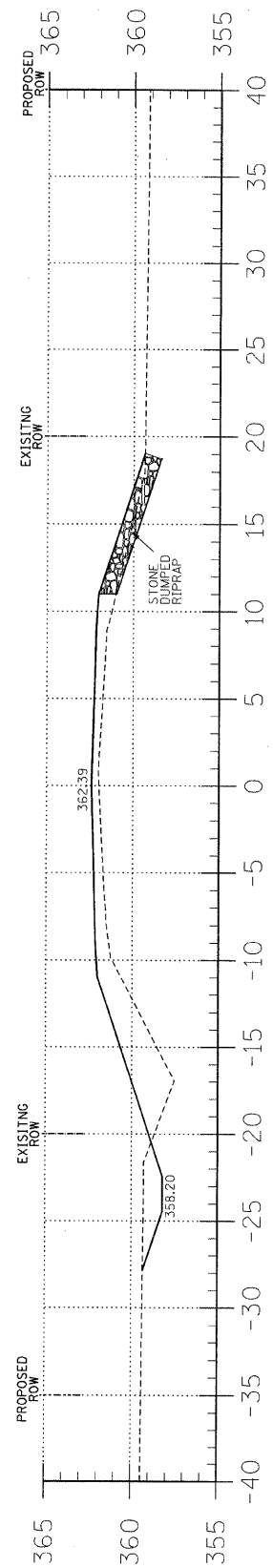
7+00



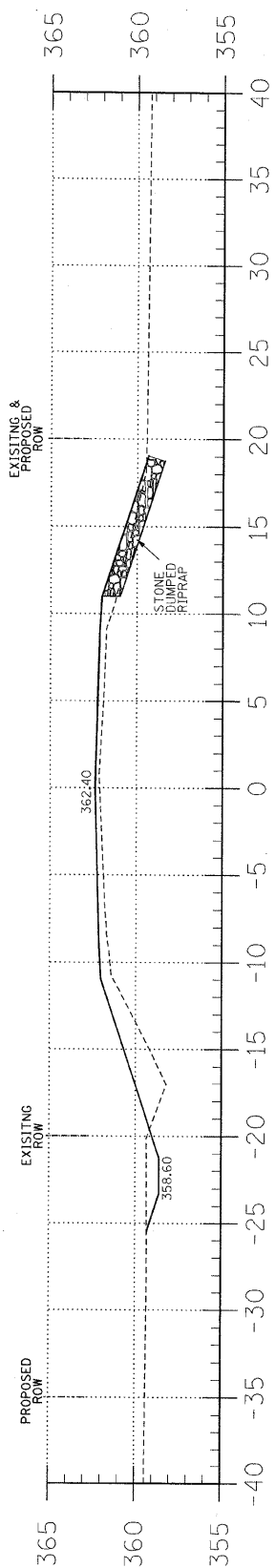
6+00



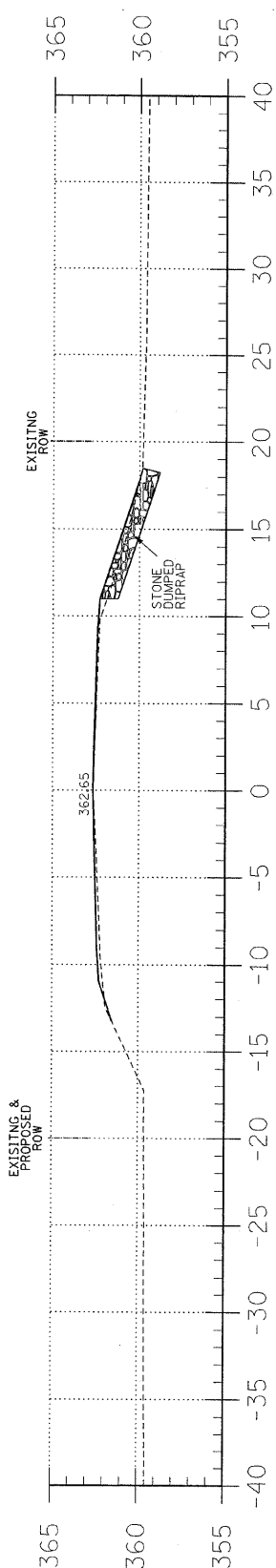
5+30



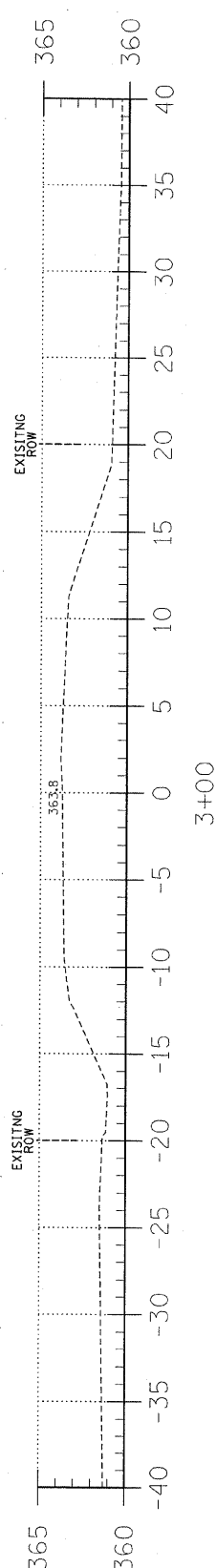
4+70



4+50



4+00



3+00

C = 19.4
F = 37.6

C = 19.3
F = 24.5

C = 5.3
F = 33.9

C = 3.0
F = 22.4

C = 0.0
F = 4.3


T.R.	SECTION	COUNTY	TOTAL SHEETS	SHEET NO.
269	07-03119-00-BR	WHITE	12	3
FED. ROAD DIST. NO. 9 ILLINOIS		FED. AID PROJECT		
PROJECT* BROS-193(35)		CONTRACT* 99370		
JOB NO. C-99-543-07		WABASH LEVEE DITCH		
LEC JOB # H08L023WH				

323 W. 3RD ST.
P.O. BOX 160
MT. CARMEL, IL
62863
PHONE:
(618)-262-8651
FAX:
(618)-263-3327

405 W. STATE ST.
SUITE 1
PRINCETON, IN
47670
PHONE:
(812)-386-7611
FAX:
(812)-385-2812



PROFESSIONAL DESIGN FIRM
LAND SURVEY & PROFESSIONAL ENGINEERING CORPORATION
184-00087
(62-032435)(35-002769)



AARON M. MEFFORD
NAME
SIGNATURE
DATE
11-30-11
EXPIRES

EARTHWORK SCHEDULE

LOCATION	EARTH EXCAVATION		CHANNEL EXCAVATION		ESTIMATED UNSUITABLE MATERIAL		SUITABLE MATERIAL ADJUSTED FOR SHRINKAGE		EMBANKMENT		EARTHWORK BALANCE WASTE (+) OR SHORTAGE (-)	
	CUBIC YARD	CUBIC YARD	CUBIC YARD	CUBIC YARD	CUBIC YARD	CUBIC YARD	CUBIC YARD	CUBIC YARD	CUBIC YARD	CUBIC YARD	CUBIC YARD	CUBIC YARD
STA 0+00 TO 4+76.8	5.9	0.0	0.0	0.0	0.0	4.4	49.6	-45.2				
STA 4+76.8 TO 5+23.2	0.0	90.0	0.0	0.0	45.0	33.7	0.0	35.7				
STA 5+23.2 TO 10+00	65.4	0.0	0.0	0.0	0.0	49.1	112.0	-63.0				
2 FIELD ENTRANCES	0.0	0.0	0.0	0.0	0.0	0.0	37.7	-37.7				
TOTAL	71.3	90.0	90.0	87.3	45.0	199.3	-112.2					

TOWNSHIP ROUTE 269
OVER WABASH LEVEE DITCH
WHITE COUNTY, ILLINOIS

SHEET TITLE:
CROSS-SECTIONS
SCALE: 1" = 5'
BY: AMM
DATE: 1/28/10
REV:
3 OF 12 SHEETS
SHEET NO. 3