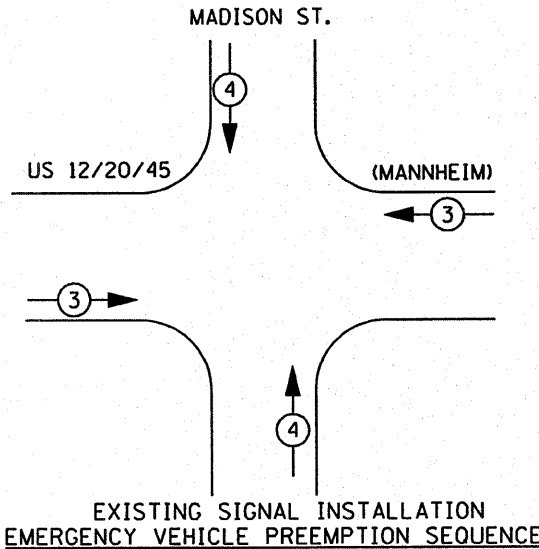
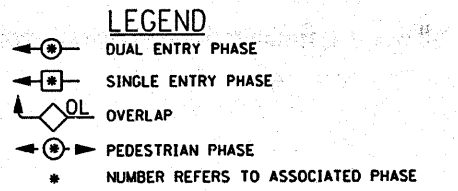


EXISTING CABLE DIAGRAM LEGEND

	PROPOSED	EXISTING
TEMPORARY CONTROLLER CABINET		
TEMPORARY SERVICE INSTALLATION, (P) POLE OR (G) GROUND MOUNT		
TEMPORARY TRAFFIC SIGNAL SECTION OR PEDESTRIAN SIGNAL SECTION, 12" (300 mm)		
12" (300 MM) PEDESTRIAN SIGNAL SECTION		
ELECTRIC CABLE IN CONDUIT, NO. 14, UNLESS OTHERWISE NOTED, NUMBER OF CONDUCTORS AS NOTED		
PEDESTRIAN PUSHBUTTON DETECTOR		
VEHICLE DETECTOR, INDUCTION LOOP		
MICROWAVE VEHICLE SENSOR		
VIDEO DETECTOR		
CLOSED CIRCUIT TV		
EMERGENCY VEHICLE SYSTEM DETECTOR		
CONFIRMATION BEACON		
WIRELESS INTERCONNECT (ANTENNA)		

PHASE DESIGNATION DIAGRAM



PROPOSED EMERGENCY VEHICLE PREEMPTOR

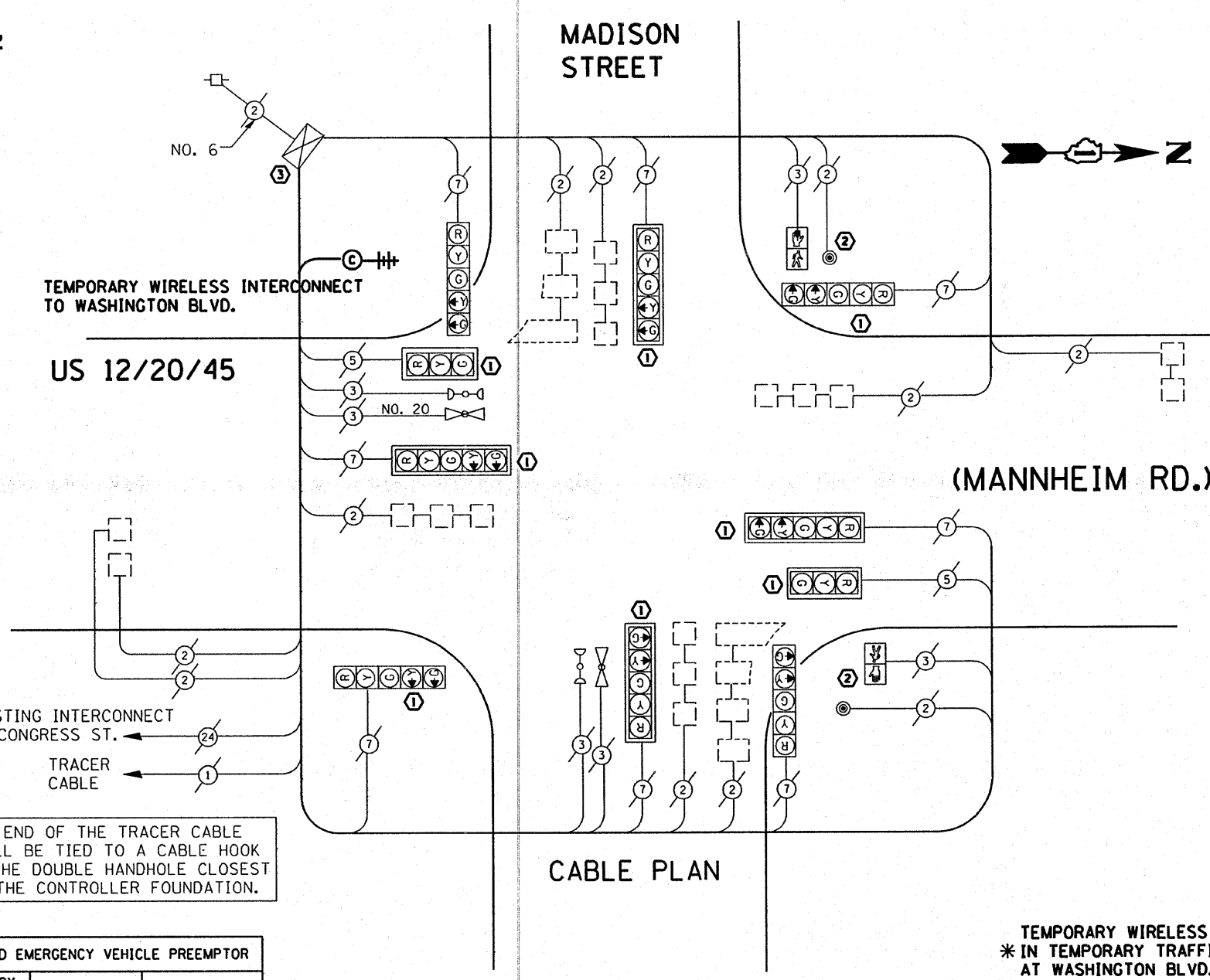
EMERGENCY VEHICLE PREEMPTOR	3	4
MOVEMENT		

THE END OF THE TRACER CABLE SHALL BE TIED TO A CABLE HOOK IN THE DOUBLE HANDHOLE CLOSEST TO THE CONTROLLER FOUNDATION.

TEMPORARY WIRELESS INTERCONNECT TO WASHINGTON BLVD.

EXISTING INTERCONNECT TO CONGRESS ST.
TRACER CABLE

CABLE PLAN



TEMPORARY WIRELESS INTERCONNECT IS INCLUDED * IN TEMPORARY TRAFFIC SIGNAL INSTALLATION PAY ITEM AT WASHINGTON BLVD.

I.D.O.T. TRAFFIC SIGNAL INSTALLATION ELECTRICAL SERVICE REQUIREMENTS

TYPE	NO. LAMPS	WATTAGE (INCANDE)	LED	OPERATION	TOTAL WATTAGE
SIGNAL (RED)	10	135	17	0.50	
(YELLOW)	10	135	25	0.25	
(GREEN)	10	135	15	0.25	
ARROW	16	135	12	0.10	
PED. SIGNAL	2	90	25	1.00	
CONTROLLER	1	100	100	1.00	
ILLUM. SIGN		84		0.05	
FLASHER				0.50	
TOTAL =					

FOUNDATION (DEPTH)	FT. (m)	CABLE SLACK	FT. (m)	VERTICAL	FT. (m)
TYPE A - POST	4 (1.2)	HANDHOLE	6.5 (2.0)	ALL FOUNDATIONS	3.5 (1.0)
D - CONTROLLER	4 (1.2)	DOUBLE HANDHOLE	13 (4.0)	MAST ARM (L) POLE	20'+L-2'
E - M. ARM POLE		SIGNAL POST	2 (1.0)	(6m+L-0.6m)=	
24" (600mm)	10 (3.0)	CONTROLLER CAB.	1 (0.5)	BRACKET MOUNTED	13 (4.0)
30" (750mm)	15 (4.6)	FIBER OPTIC	13 (4.0)	PED. PUSHBUTTON	4 (1.2)
36" (900mm)	15 (4.6)	ELECTRIC SERVICE	1 (0.5)	ELECTRIC SERVICE	13.5 (4.1)
		GROUND CABLE	1 (0.5)	SERVICE TO GROUND	13.5 (4.1)
				POST MOUNTED	6 (1.8)

ENERGY COSTS TO: **TOTAL =**

ENERGY SUPPLY CONTACT: _____
PHONE: 708-410-5069
COMPANY: COM. EDISON

RESTORATION OF WORK AREA. RESTORATION OF THE TRAFFIC SIGNAL WORK AREA SHALL BE INCIDENTAL TO THE RELATED PAY ITEM SUCH AS FOUNDATION, CONDUIT, HANDHOLE, TRENCH AND BACKFILL, ETC., AND NO EXTRA COMPENSATION SHALL BE ALLOWED. ALL ROADWAY SURFACES SUCH AS SHOULDERS, MEDIAN, SIDEWALKS, PAVEMENT, ETC. SHALL BE REPLACED IN KIND. ALL DAMAGE TO MOWED LAWNS SHALL BE REPLACED WITH AN APPROVED SOD, AND ALL DAMAGE TO UNMOWED FIELDS SHALL BE SEED IN ACCORDANCE WITH STANDARD SPECIFICATIONS 252 AND 250 RESPECTIVELY.

NOTE: THE TRAFFIC SIGNAL CONTROL EQUIPMENT FOR THIS PROJECT SHALL BE "ECONOLITE" TO MATCH THE ADJACENT SYSTEM.