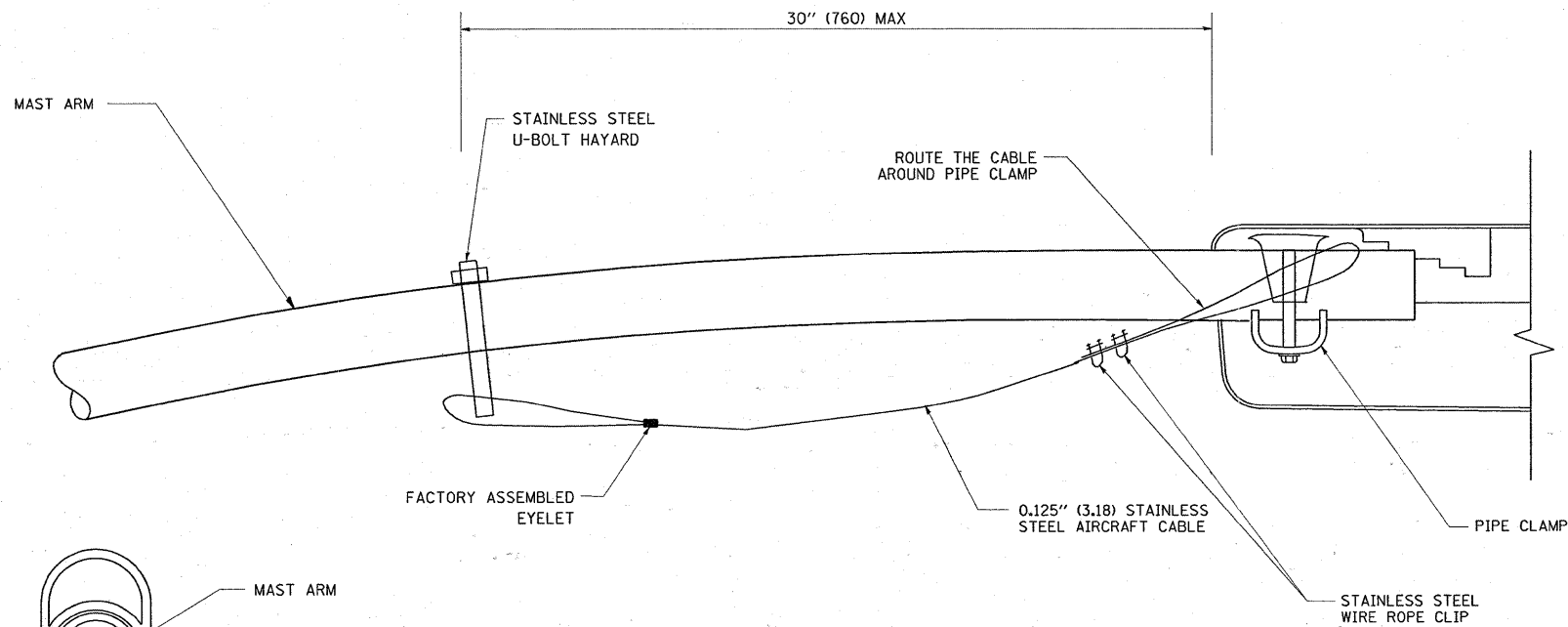
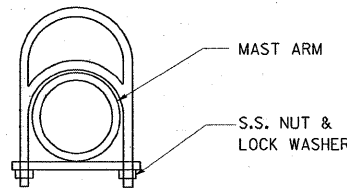


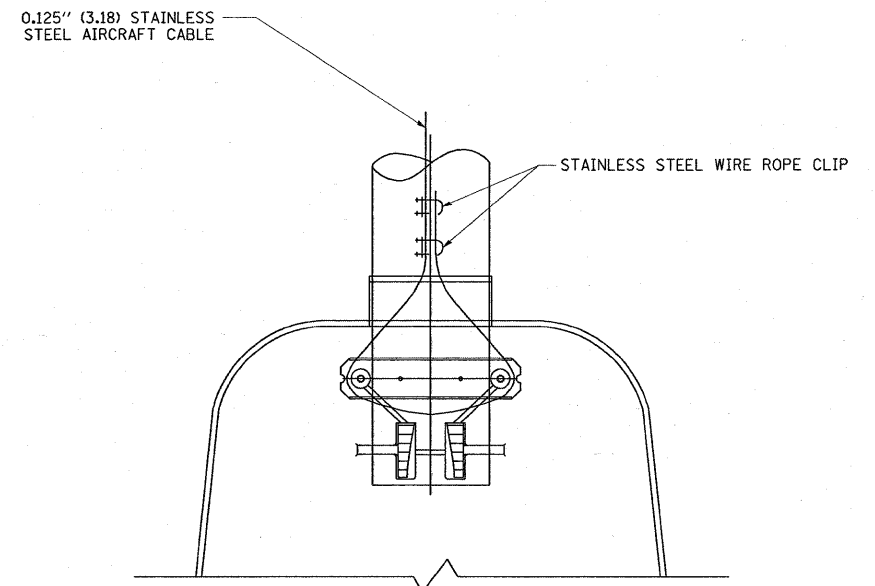
SIDE VIEW (TRUSS ARM)
N.T.S.



SIDE VIEW (SINGLE MEMBER OR DAVIT ARM)
N.T.S.



STAINLESS STEEL
U-BOLT HAYARD



BOTTOM VIEW
N.T.S.

NOTES:

1. ALL DIMENSIONS ARE IN MILLIMETERS (INCHES) UNLESS OTHERWISE SHOWN.
2. CONTRACTOR SHALL ADJUST THE WIRE CLIP TO ELIMINATE ANY SLACK FROM THE WIRE ROPE.
3. THE 0.125" (3.18) STAINLESS STEEL AIRCRAFT CABLE SHALL REMAIN VISIBLE FROM THE GROUND LEVEL.
4. THE BREAKING STRENGTH OF THE CABLE SHALL BE 1700 LBS. MIN.

FILE NAME =	USER NAME = abreuah	DESIGNED -	REVISED - 08-08-03	STATE OF ILLINOIS DEPARTMENT OF TRANSPORTATION	LUMINAIRE SAFETY CABLE ASSEMBLY			F.A.P. RTE.	SECTION	COUNTY	TOTAL SHEETS	SHEET NO.
ct:\pw\work\PIWIDOT\ABREUAH\dms93602\01s3.tld.dgn		DRAWN -	REVISED -		347	2Y-N	DUPAGE	40	26			
PLOT SCALE = 50.0000" / IN.		CHECKED -	REVISED -		BE-701			CONTRACT NO. 60E65				
PLOT DATE = 3/20/2009		DATE -	REVISED -		SCALE: NONE	SHEET NO. 1 OF 1 SHEETS	STA. TO STA.	FED. ROAD DIST. NO. 1 ILLINOIS FED. AID PROJECT				