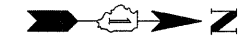
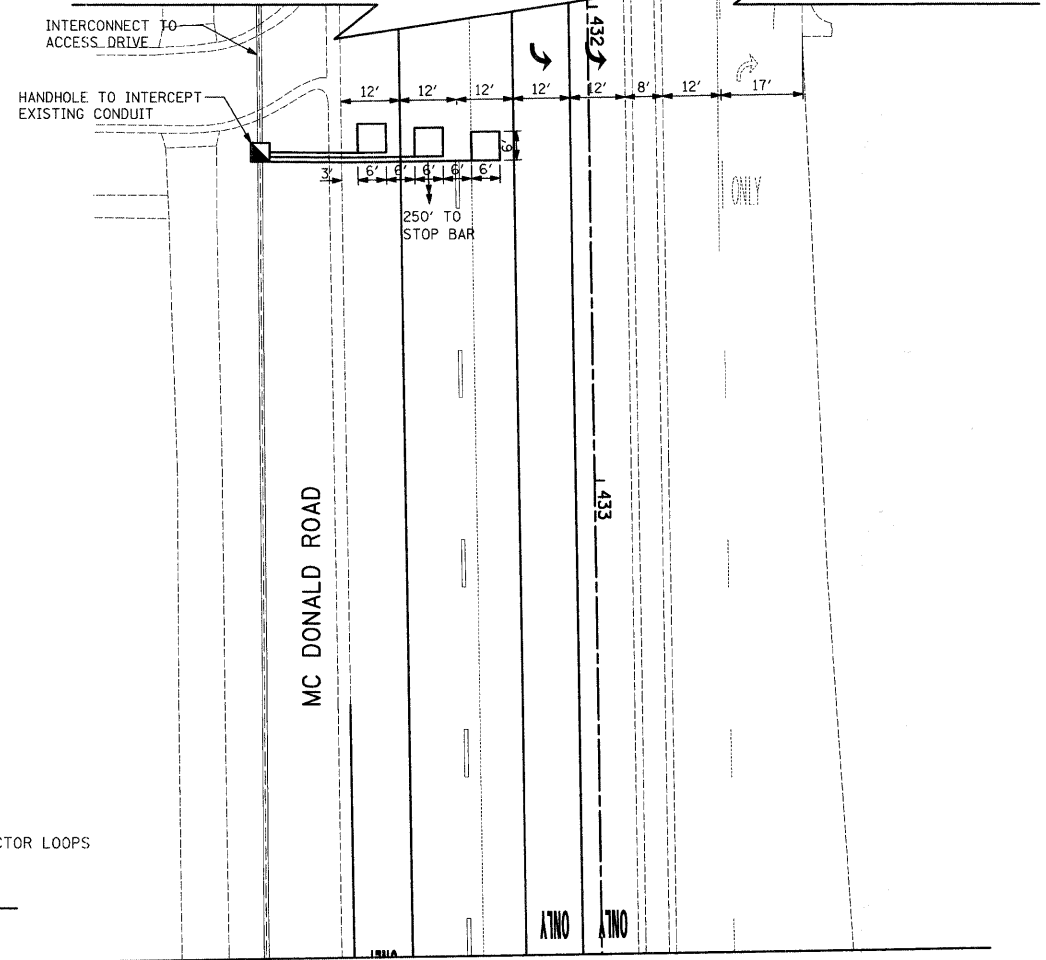
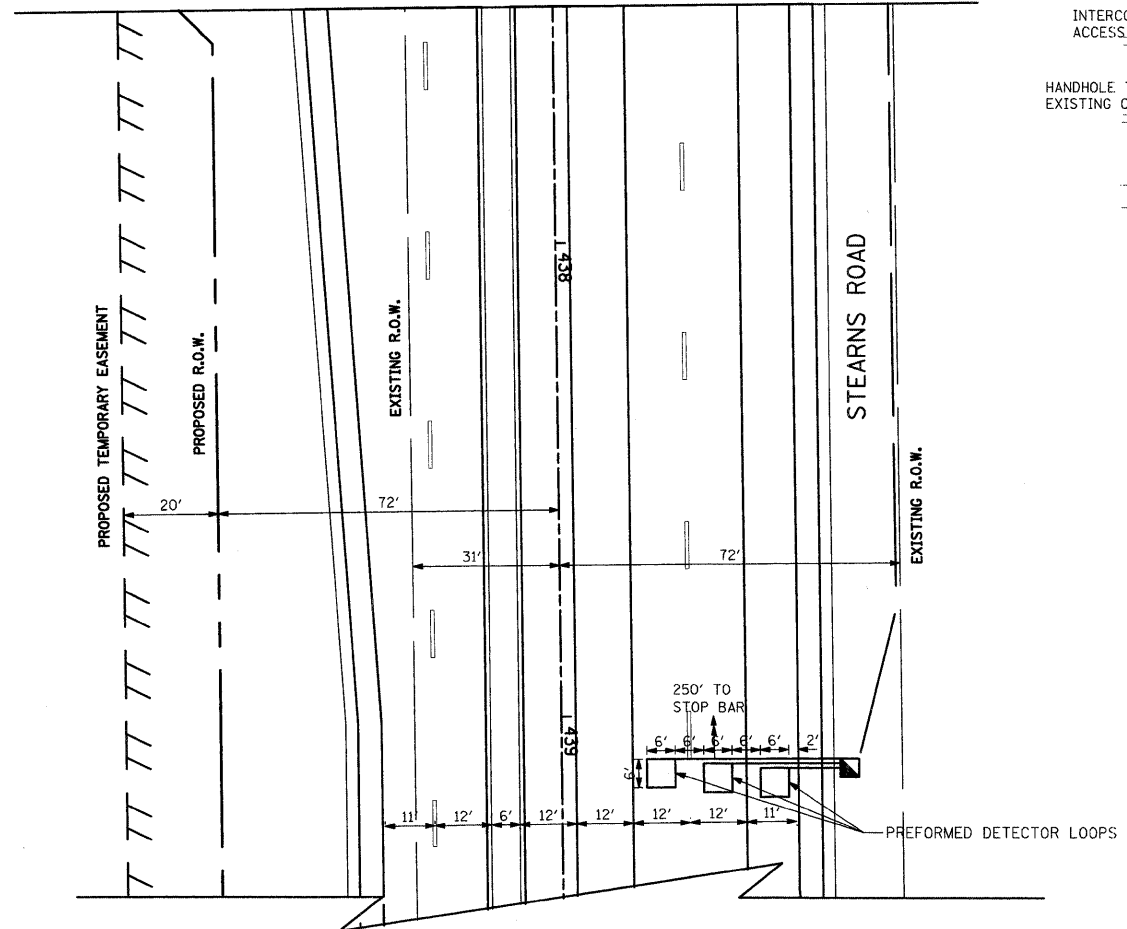


TRAFFIC SIGNAL LEGEND



	EXISTING	PROPOSED		EXISTING	PROPOSED
CONTROLLER			EMERGENCY VEHICLE SYSTEM DETECTOR		
SERVICE INSTALLATION			CONFIRMATION BEACON		
SIGNAL HEAD			SIGNAL HEAD PROGRAMMED		
SIGNAL HEAD WITH BACKPLATE			CONDUIT SPLICE		
SIGNAL HEAD, PEDESTRIAN			WOOD POLE		
SIGNAL POST			RACEWAY FOR MAGNETIC DETECTOR, TYPE I OR TYPE II		
MAST ARM ASSEMBLY AND POLE, STEEL			VEHICLE DETECTOR, NON COMPENSATED MAGNETIC TYPE		
MAST ARM ASSEMBLY AND POLE, ALUMINUM			RAILROAD CONTROLLER		
COMBINATION MAST ARM ASSEMBLY AND POLE, STEEL			ILLUMINATED SIGN, FIBER OPTIC "NO LEFT TURN"		
COMMON TRENCH			ILLUMINATED SIGN, FIBER OPTIC "NO RIGHT TURN"		
UNIT DUCT			TELEPHONE CONNECTION		
HANDHOLE			UNINTERRUPTIBLE POWER SUPPLY		
HEAVY-DUTY HANDHOLE			VIDEO DETECTION CAMERA		
DOUBLE HANDHOLE			PTZ CAMERA		
G.S. CONDUIT IN TRENCH OR PUSHED					
PEDESTRIAN PUSH-BUTTON DETECTOR					
DETECTOR LOOP					
CAST IRON JUNCTION BOX					

MATCH LINE C
(SEE SHEET 1 OF 3)



MATCH LINE D
(SEE SHEET 1 OF 3)

NOTE:
THE TRAFFIC SIGNAL CONTROLLER EQUIPMENT FOR THIS PROJECT SHALL BE "EAGLE" TO MATCH THE EXISTING ADJACENT SYSTEM.

RESTORATION OF WORK AREA.
RESTORATION OF THE TRAFFIC SIGNAL WORK AREA SHALL BE INCIDENTAL TO THE RELATED PAY ITEM SUCH AS FOUNDATION, CONDUIT, HANDHOLE, TRENCH AND BACKFILL, ETC., AND NO EXTRA COMPENSATION SHALL BE ALLOWED. ALL ROADWAY SURFACES SUCH AS SHOULDER, MEDIAN, SIDEWALKS, PAVEMENT, ETC. SHALL BE REPLACED IN KIND. ALL DAMAGE TO MOWED LAWNS SHALL BE REPLACED WITH AN APPROVED SALT TOLERANT SOD, AND ALL DAMAGE TO UNMOWED FIELDS SHALL BE SEEDED IN ACCORDANCE WITH STANDARD SPECIFICATIONS 252 AND 250 RESPECTIVELY.