CABLE PLAN LEGEND

EXISTING	PROPOSED	
G	G	8" (200mm) TRAFFIC SIGNAL SECTION
R	R	12" (300mm) TRAFFIC SIGNAL SECTION
W	W	12" (300mm) PEDESTRIAN SIGNAL SECTION
	00	12" (300mm) PEDESTRIAN SIGNAL SECTION
		CONTROLLER CABINET
		SERVICE INSTALLATION
T	T	TELEPHONE INSTALLATION
		VEHICLE DETECTOR, INDUCTION LOOP
		MAGNETIC DETECTOR
		EMERGENCY VEHICLE LIGHT DETECTOR
		CONFIRMATION BEACON
		PUSHBUTTON DETECTOR
		LUMINAIRE
2	2	DENOTES NUMBER OF CONDUCTORS. ALL CABLE NO. 14 EXCEPT AS INDICATED. ALL LOOP DETECTOR CABLE TO BE SHIELDED.
1	1	GROUND CABLE IN CONDUIT NO. 6 SOLID COPPER (GREEN)
24	24	FIBER OPTIC CABLE IN CONDUIT NO. 62.5/125 2-MM12F SM12F
R Y G Y G "E" "P"	R Y G Y G "P"	SIGNAL FACE WITH BACKPLATE. "P" INDICATES PROGRAMMED HEAD.
"E"		RAILROAD CONTROL CABINET
"E"		ILLUMINATED SIGN "NO LEFT TURN"
		ILLUMINATED SIGN "NO RIGHT TURN"
		WIRELESS ANTENNA
H/C	H/C	GROUND ROD AT HANDHOLE (H), DOUBLE HANDHOLE (H), OR CONTROLLER (C)
P/MA	P/MA	GROUND ROD AT POST (P) OR MAST ARM POLE (MA)
S	S	GROUND ROD AT ELECTRIC SERVICE INSTALLATION
UPS	UPS	UNINTERRUPTABLE POWER SUPPLY
	*	LED STREET NAME SIGN
V	V	VIDEO DETECTION CAMERA

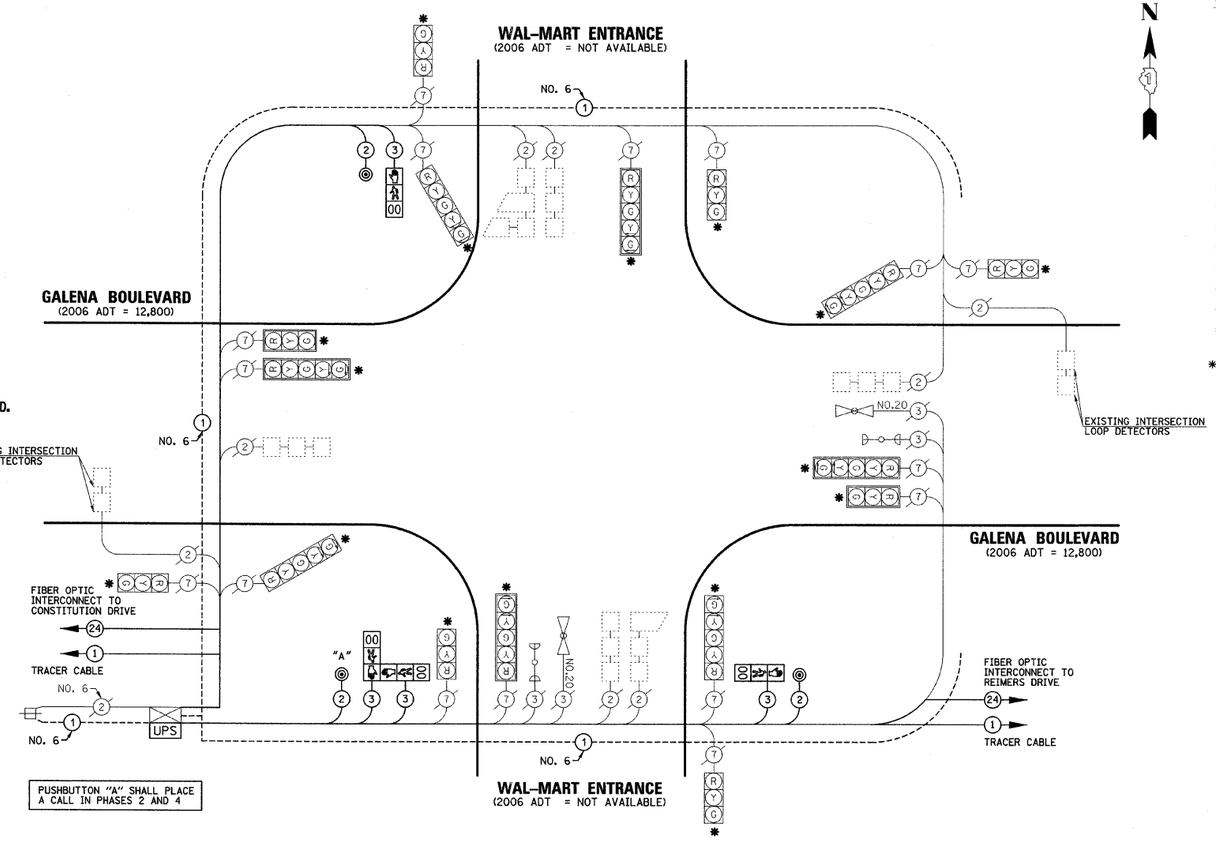

SCHEDULE OF QUANTITIES

PAY ITEM DESCRIPTION	UNIT	WAL-MART ENTRANCE
MAINTENANCE OF EXISTING TRAFFIC SIGNAL INSTALLATION	EACH	1
ELECTRIC CABLE IN CONDUIT, SIGNAL NO. 14 2C	FOOT	359
ELECTRIC CABLE IN CONDUIT, SIGNAL NO. 14 3C	FOOT	380
PEDESTRIAN SIGNAL HEAD, LED, 1-FACE, BRACKET MOUNTED WITH COUNTDOWN TIMER	EACH	2
PEDESTRIAN SIGNAL HEAD, LED, 2-FACE, BRACKET MOUNTED WITH COUNTDOWN TIMER	EACH	1
PEDESTRIAN PUSH-BUTTON	EACH	3
REMOVE ELECTRIC CABLE FROM CONDUIT	FOOT	846
REMOVE EXISTING TRAFFIC SIGNAL EQUIPMENT	EACH	1
UNINTERRUPTABLE POWER SUPPLY	EACH	1
ELECTRIC CABLE IN CONDUIT, GROUNDING, NO. 6 1C	FOOT	419.5
GROUND EXISTING HANDHOLE FRAME AND COVER	EACH	8
SIGNAL HEAD, LED, 3-SECTION, BRACKET MOUNTED, RETROFIT	EACH	6
SIGNAL HEAD, LED, 3-SECTION, MAST ARM MOUNTED, RETROFIT	EACH	2
SIGNAL HEAD, LED, 5-SECTION, BRACKET MOUNTED, RETROFIT	EACH	4
SIGNAL HEAD, LED, 5-SECTION, MAST ARM MOUNTED, RETROFIT	EACH	4

* SIGNAL HEAD, LED RETROFIT

I.D.O.T TRAFFIC SIGNAL INSTALLATION ELECTRICAL SERVICE REQUIREMENTS					TOTAL WATTAGE
TYPE	NO. LAMPS	WATTAGE INCAND.	WATTAGE LED	% OPERATION	
SIGNAL (RED)	16		17	0.50	136
(YELLOW)	16		25	0.25	100
(GREEN)	16		15	0.25	60
ARROW	16		12	0.10	19.2
PED. SIGNAL	4		25	1.00	100
CONTROLLER	1		100	1.00	100
UPS	1		25	1.00	25
				TOTAL =	540.2

ENERGY COSTS TO: CITY OF AURORA
44 E. DOWNER PLACE
AURORA, ILLINOIS 60507-2067

ENERGY SUPPLY CONTACT: MARK SCHERIBEL
PHONE: (630) 723-2128
COMPANY: COMMONWEALTH EDISON

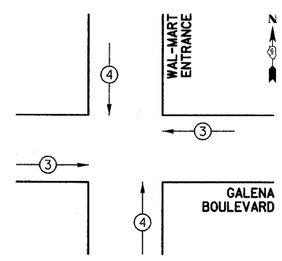

EMERGENCY VEHICLE PREEMPTION SEQUENCE

PROPOSED EMERGENCY VEHICLE PREEMPTORS	3	4
PROPOSED EMERGENCY VEHICLE PREEMPTORS		
MOVEMENT		

FOUNDATION (DEPTH)		FT. (m)	CABLE SLACK	FT. (m)	VERTICAL	FT. (m)
TYPE A - POST		4 (1.2)	HANDHOLE	6.5 (2.0)	ALL FOUNDATIONS	3.5 (1.0)
C - CONTROLLER		4 (1.2)	DOUBLE HANDHOLE	13 (4.0)	MAST ARM (L) POLE	20'+L-2=
D - CONTROLLER		4 (1.2)	SIGNAL POST	2 (1.0)		(6m+L-0.6m)
E - M.A. LENGTH			CONTROLLER CAB.	1 (0.5)	BRACKET MOUNTED	13 (4.0)
<30'	30" (900mm)	10 (3.0)	FIBER OPTIC	13 (4.0)	PED. PUSHBUTTON	4 (1.2)
<40'	30" (750mm)	13.5 (4.1)	ELECTRIC SERVICE	1 (0.5)	ELECTRIC SERVICE	13.5 (4.1)
<40'	36" (900mm)	11 (3.4)	GROUND CABLE	1 (0.5)	SERVICE TO GROUND	13.5 (4.1)
<50'	36" (900mm)	13 (4.0)			POST MOUNTED	6 (1.8)
≥50'	36" (900mm)	15 (4.6)				

CONTROLLER SEQUENCE

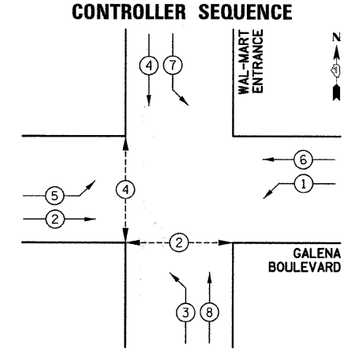

PHASE DESIGNATION DIAGRAM

CONTROLLER SEQUENCE LEGEND

- DUAL ENTRY PHASE
- SINGLE ENTRY PHASE
- OL — OVERLAP
- * — NUMBER REFERRING TO ASSOCIATED PHASE
- PEDESTRIAN PHASE

FILE NAME = y:\jobs\smith\2007\070690 AURO - Traffic Signals\070690.01 AURO Galena Blvd Traffic Signal\Cable Plan.dwg\690_1_sig03c_walmart.dgn	USER NAME = _USER_	DESIGNED -	REVISED -	STATE OF ILLINOIS DEPARTMENT OF TRANSPORTATION	CABLE PLAN AND PHASE DESIGNATION DIAGRAM WAL-MART ENTRANCE	F.A. RTE.	SECTION
	PLOT SCALE = $SCALE$	DRAWN BAH	REVISED -				05-00257-00-TL
	PLOT DATE = 4/15/2009	CHECKED APS	REVISED -				
		DATE -	REVISED -		SCALE: SHEET NO. OF SHEETS STA. TO STA.	FED. ROAD DIST. NO.	ILLINOIS FED. AID PROJECT

COUNTY	TOTAL SHEETS	SHEET NO.
KANE	39	11
CONTRACT NO. 63105		