

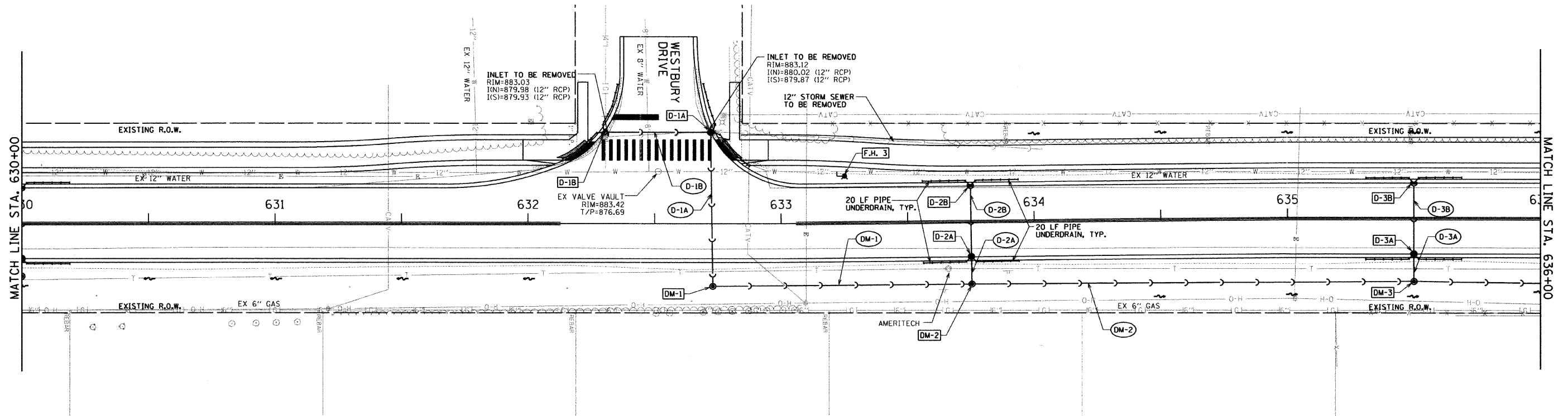
F.H. 3
 FIRE HYDRANT W/ AUX.
 VALVE AND VALVE BOX
 STA. 633+25.2, 18.5' LT

NOTES:

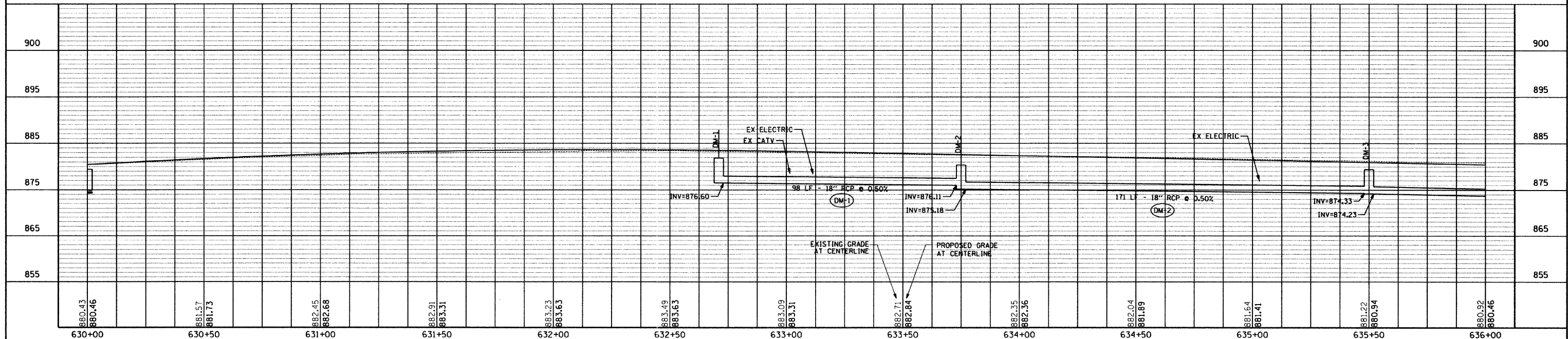
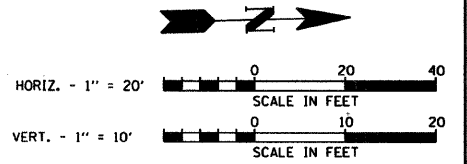
1. ALL CURB LINE STRUCTURE LOCATIONS & ELEVATIONS ARE INDICATED AT THE EDGE OF PAVEMENT. ALL OTHER STRUCTURES ARE INDICATED AT THEIR CENTER.
2. ALL PIPE LENGTHS ARE INDICATED TO INSIDE WALL OF STRUCTURE.

F.A.U. ROUTE NO.	SECTION	COUNTY	TOTAL SHEETS	SHEET NO.
4011	07-00072-00-PV	McHENRY	80	25

ILLINOIS PROJECT
 CONTRACT NO. 63137



HANSON ROAD
 STORM SEWER PLANS



PLAN AND PROFILE

HANSON ROAD STA. 630+00 TO STA. 636+00