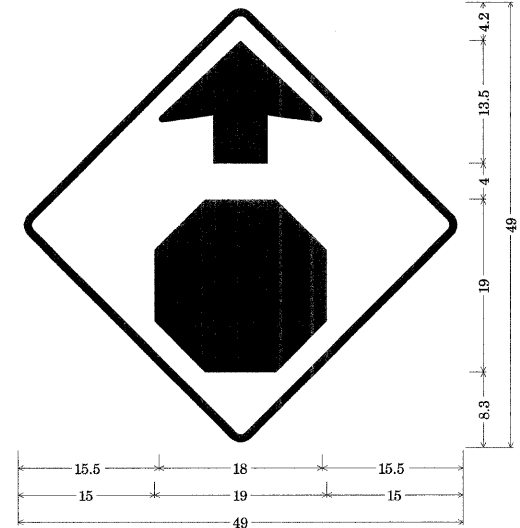
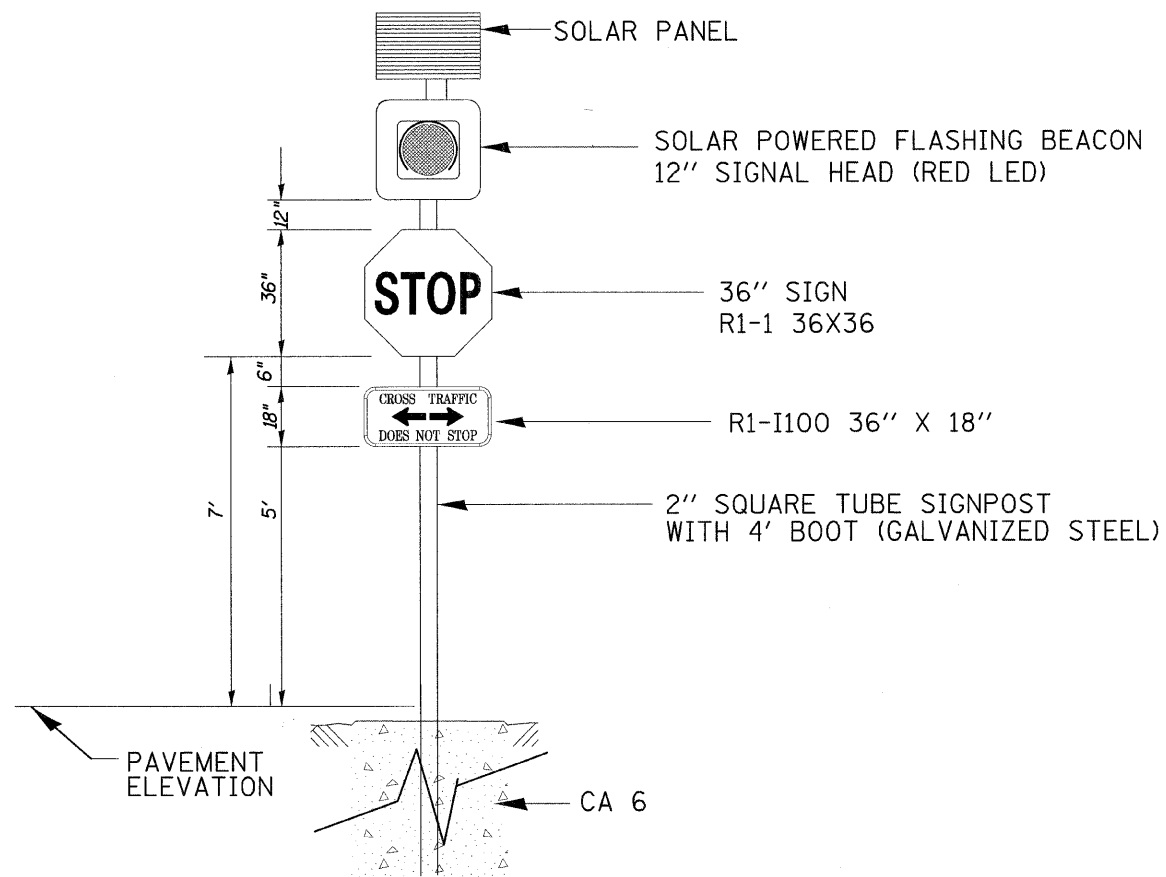
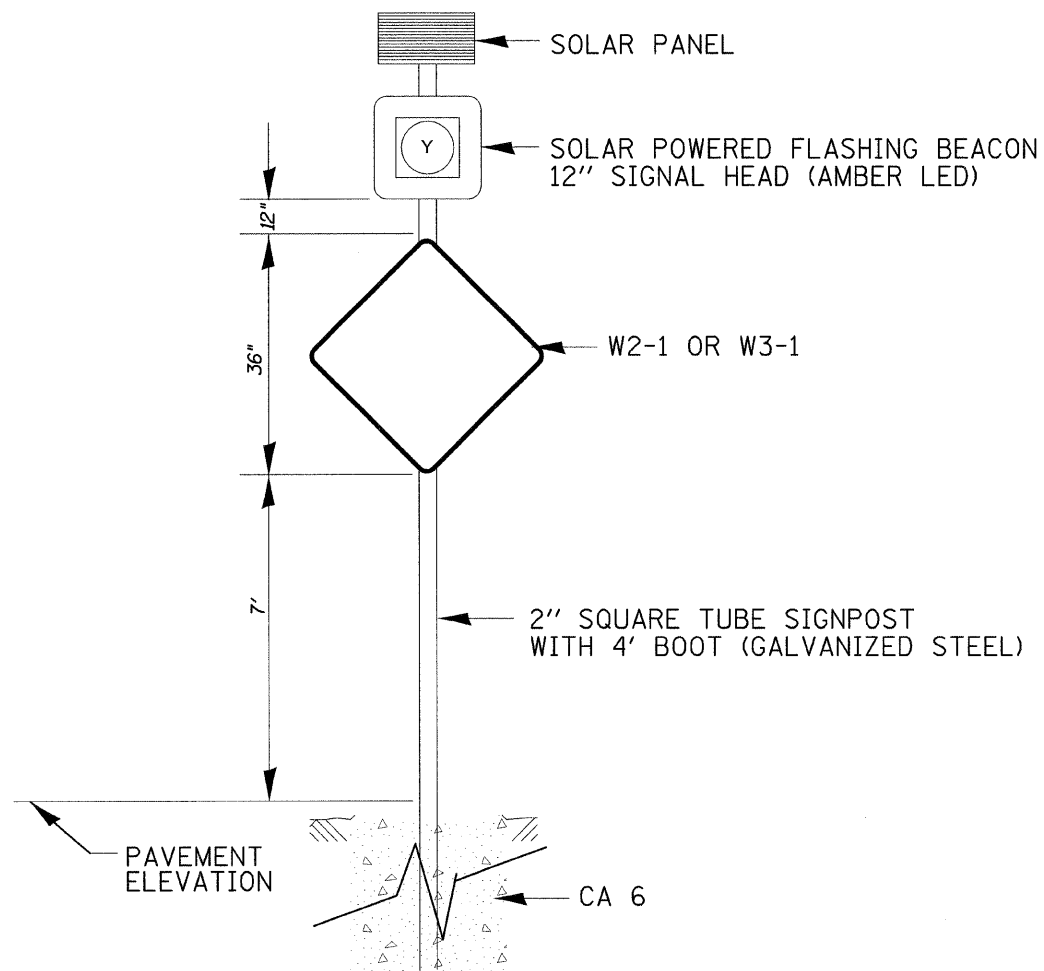



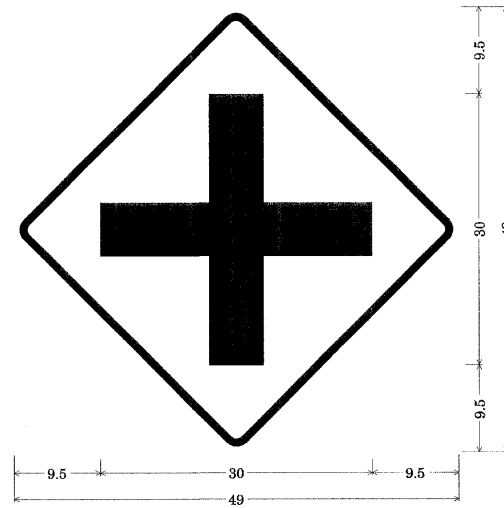
SOLAR POWER FLASHING BEACON AND SIGN DETAILS



W3-1A STD.;
36.0" across sides 2.3" Radius, 0.9" Border, 0.6" Indent, Black on Yellow;
Down Arrow Custom - 13.5" 90°;
Table of letter and object lefts.



R1-1 STD.;
0.8" Border, White on Red;
Type A (High Intensity) Sheeting
3 Pieces of Sign Fix Brand like material



W2-1 EXPWY;
36.0" across sides 2.3" Radius, 0.9" Border, 0.6" Indent, Black on Yellow;
Table of letter and object lefts.



3.8" Radius, 0.9" Border, 0.6" Indent, Black on White;
[CROSS TRAFFIC] C;
Standard Arrow Custom 9.4" X 5.4" 180°;
Standard Arrow Custom 9.4" X 5.4" 0°;
[DOES NOT STOP] C 50° spacing;
Type B (Engineering Grade) Sheeting
2 Pieces of Sign Fix Brand like material

NOTE:

THE CONTRACTOR SHALL SUPPLY ALL NECESSARY HARDWARE TO MOUNT THE SIGNS TO THE POST. THIS MOUNTING HARDWARE SHALL BE SIMILAR TO THE SIGN FIX BRAND MATERIAL.

NO FLASHING BEACON SIGNAL WORK SHALL BE ALLOWED TO BEGIN UNTIL ALL COMPONENTS TO COMPLETE THE WORK ARE ON THE JOB SITE.

CONTACT CHRIS ISBELL AT (815-235-7497) AT THE STEPHENSON COUNTY HIGHWAY DEPARTMENT 2 WEEKS PRIOR TO THE PLACEMENT OF SIGNS FOR STAKING AND APPROVAL

SIGNS PROVIDED BY STEPHENSON COUNTY

PLOT DATE = 3/2/2009
 FILE NAME = k:\11195800\1.75.3p east\cadd\design\1958001_Dist_Std.dgn
 PLOT SCALE = 1:50
 USER NAME = JTreacy
 MODEL = Dist_Std_21

FILE NAME = #FILEL\$	USER NAME = #USER*	DESIGNED -	REVISED -	STATE OF ILLINOIS DEPARTMENT OF TRANSPORTATION	SOLAR - POWERED FLASHING BEACON AND SIGN DETAIL	F.A. RTE. 505	SECTION .	COUNTY STEPHENSON	TOTAL SHEETS 335	SHEET NO. 183
	PLOT SCALE = 1:50	DRAWN -	REVISED -		SCALE: 1:50					
	PLOT DATE = 3/2/2009	CHECKED -	REVISED -		SHEET NO. OF SHEETS STA.					CONTRACT NO. 64970
		DATE -	REVISED -		TO STA.	FED. ROAD DIST. NO. 2 [ILLINOIS] FED. AID PROJECT				

*111RS-4, 111BR-1, Yg-15d-RS-1, & (W-15d)T-1