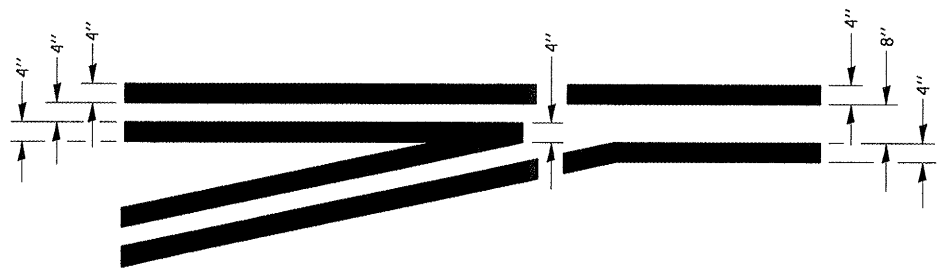
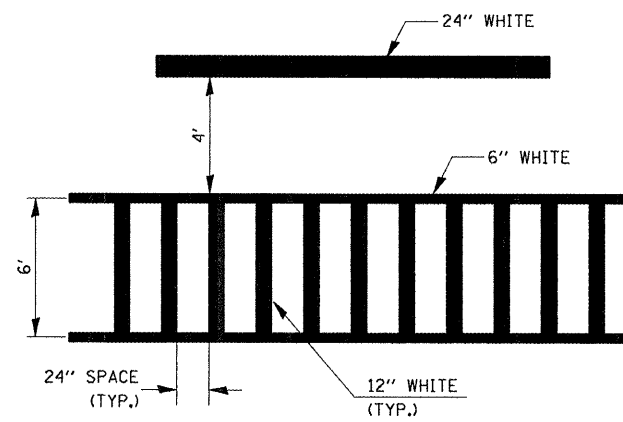


CENTERLINE & NO PASSING ZONE LINES - YELLOW (SEE TYPICAL SECTIONS)

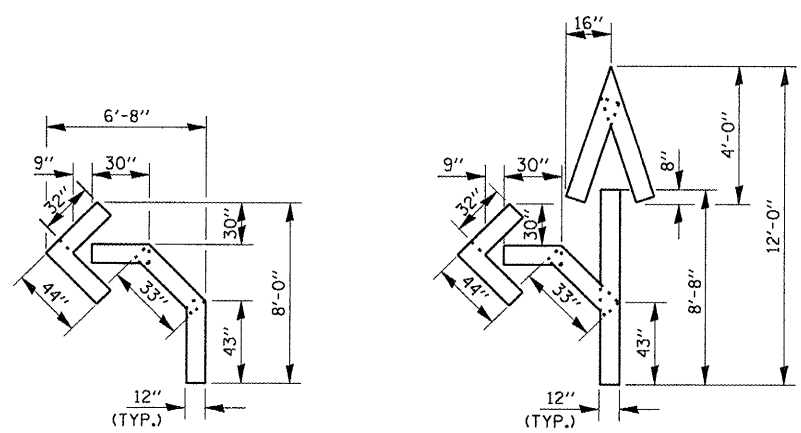
PAVEMENT MARKING



TYPICAL APPLICATION @ LEFT TURN LANES

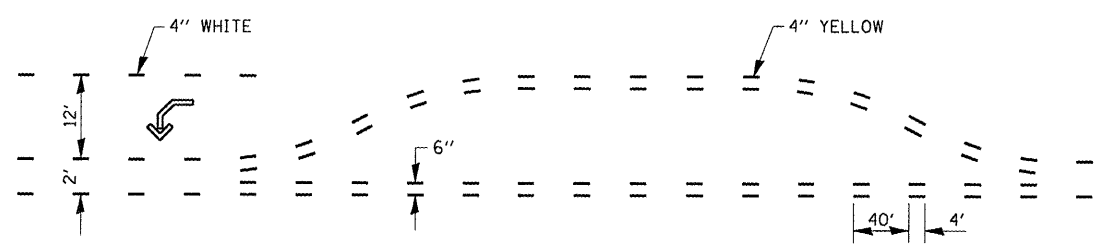


TYPICAL SPACING DETAIL FOR CROSSWALKS AND STOP BARS

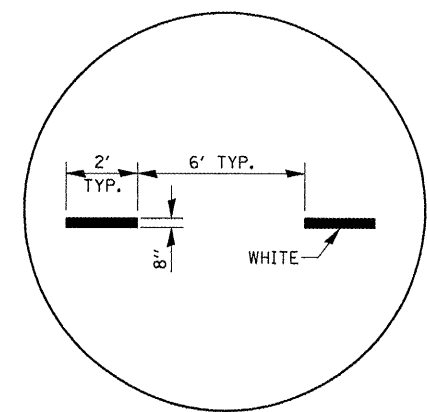


QUANTITY
12'' LINE = 16 LIN. FT.
OR 4'' LINE = 48 LIN. FT.

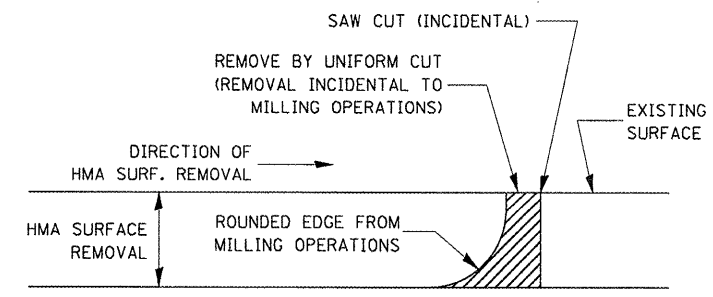
QUANTITY
12'' LINE = 29 LIN. FT.
OR 4'' LINE = 87 LIN. FT.



SHORT-TERM PAVEMENT MARKING FOR MEDIANS AND ARROWS



ADVANCE AND INTERSECTION LANE DIVIDER LINES



NOTE:
WHEN MILLING OPERATIONS PRODUCE A ROUNDED EDGE, THEN A SAW CUT SHALL BE USED TO MANUFACTURE A PERPENDICULAR EDGE AS SHOWN IN THE DETAIL. THE ENGINEER SHALL BE THE SOLE JUDGE CONCERNING THE USE OF THIS DETAIL.

HMA DETAIL AT BUTT JOINTS