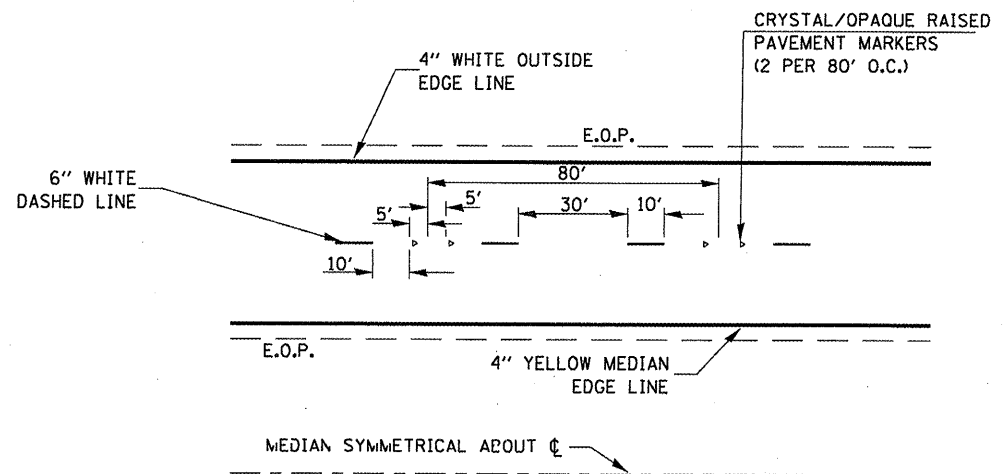


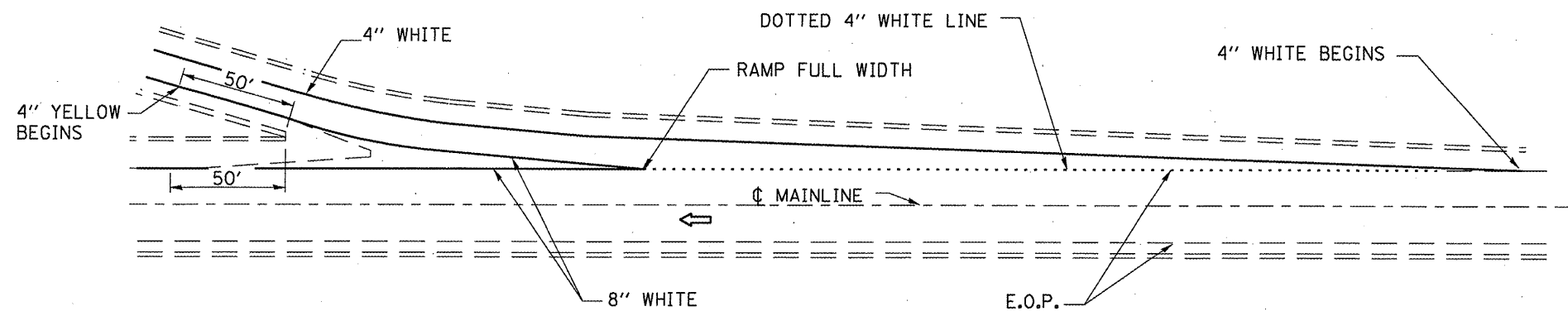
TYPICAL PAVEMENT MARKING FOR ENTRANCE RAMP TERMINALS

NOTE:
 WHEN PATCHING IS ADJACENT TO 8" PAVEMENT MARKING LINE THE 8" STRIP SHALL BE REPLACED WITH TWO 4" LINES.
 RAISED REFLECTIVE PAVEMENT MARKERS THAT FALL WITHIN PATCHED BOUNDARIES WILL NOT BE REPLACED.

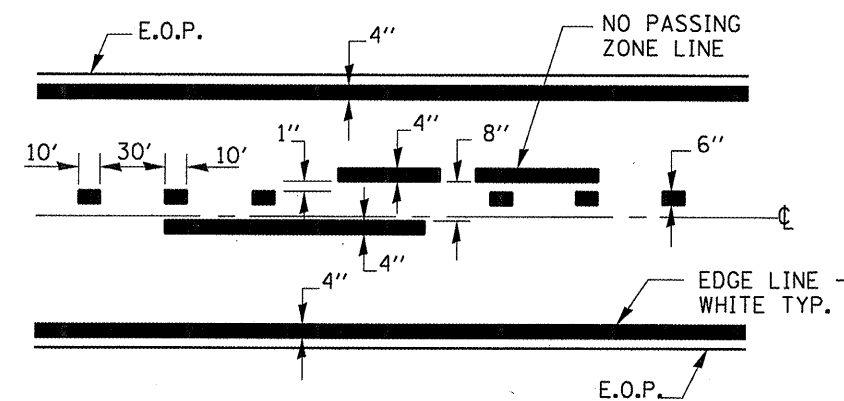


TYPICAL PAVEMENT MARKINGS

FAI 57



TYPICAL PAVEMENT MARKINGS FOR EXIT RAMP TERMINALS



CENTERLINE & NO PASSING ZONE LINES - YELLOW

(SEE TYPICAL SECTIONS)

PAVEMENT MARKING

FAS 310

FILE NAME =	USER NAME = woodshankr1	DESIGNED - RON WOODSHANK	REVISED -
c:\pw\work\p\wido\woodshankr1\cma91741\066965-details.dgn		DRAWN - RON WOODSHANK	REVISED -
PLOT SCALE = 10:1.2758" / IN.		CHECKED -	REVISED -
PLOT DATE = Mar 31, 2009 - 01:46:06 PM		DATE -	REVISED -

STATE OF ILLINOIS
 DEPARTMENT OF TRANSPORTATION

TYPICAL PAVEMENT MARKING

SCALE: SHEET NO. 1 OF 1 SHEETS

* FAI 57, FAS 310

RTE.	SECTION	COUNTY	TOTAL SHEETS	SHEET NO.
*	D3 PAVEMENT PATCHING 2010-3	KANKAKEE	14	14
ILLINOIS			CONTRACT NO. 66965	