CONTRACT NO. 89477

F.A.S. RTE.	SECTION	COUNTY	TOTAL SHEETS	SHEET NO.
358	86-00075-00-AS	WOODFORD	74	37
STA.		TO STA.		
FED. ROAD DIST. NO.	ILLINOIS	FED. AID PROJECT		

SHEET NO. C3

OF 9 SHEETS

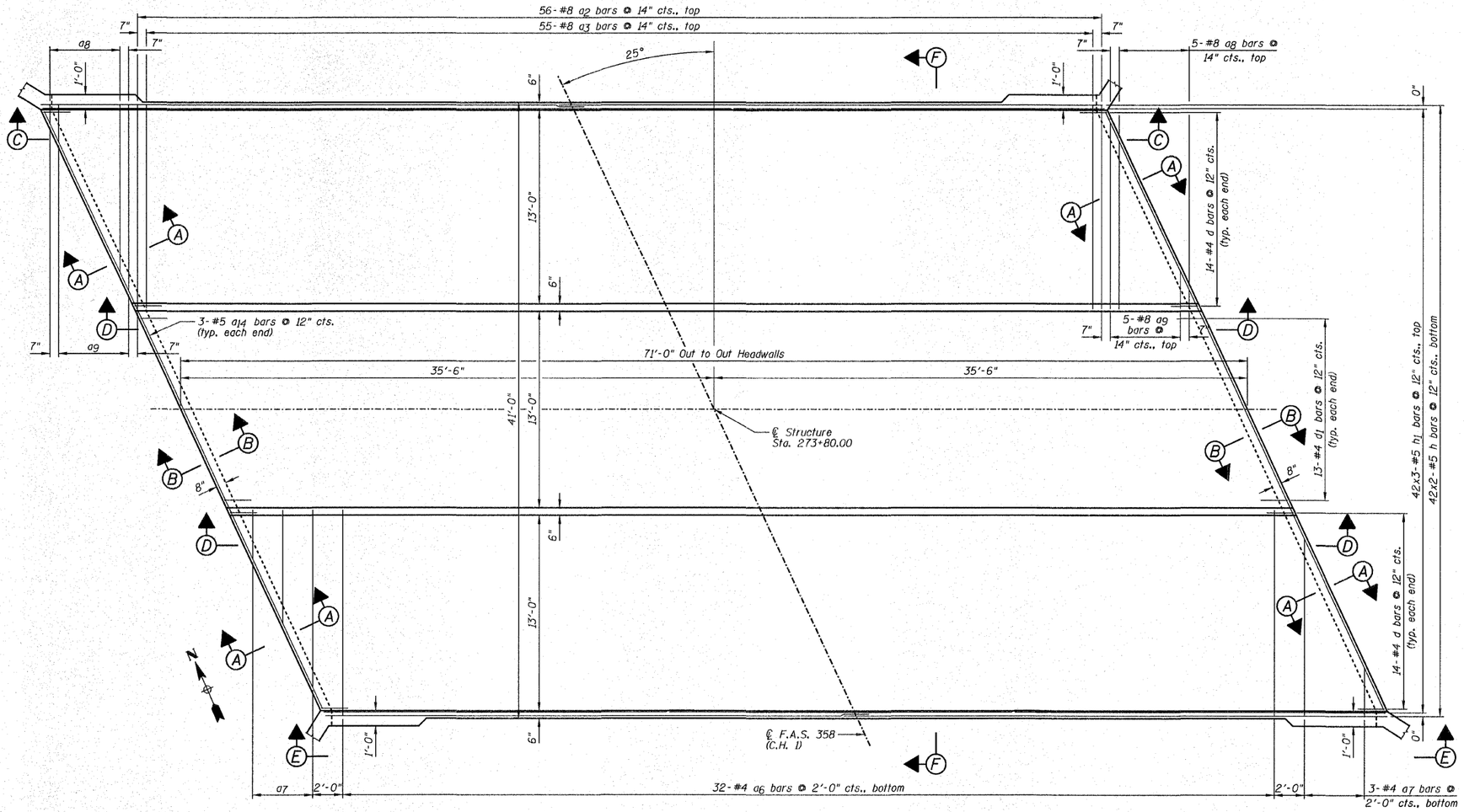

BOTTOM SLAB PLAN

a2, a3 & a6 thru a9 bars typical for middle slab.

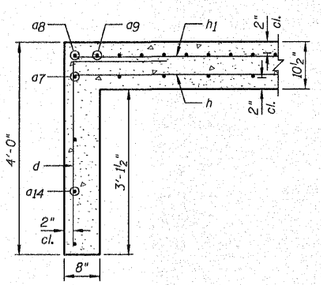

SECTION A-A

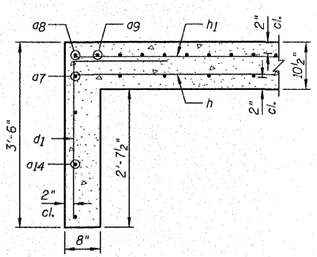

SECTION B-B

NOTES:

1.) Work this sheet with Sheets C1, C2 and C4-C6.
2.) Order a7, a8, a9 bars full length, cut according to the Bar Cutting Diagram on Sheet C2. Use remainder of bars in opposite end.
3.) For Bill of Material, see Sheet C2.
4.) For bar lap length, see the General Notes on Sheet C2.

REVISIONS	
NAME	DATE

BOTTOM SLAB REINFORCEMENT PLAN

F.A.S. 358 (C.H. 1) OVER UNNAMED TRIBUTARY TO RICHLAND CREEK
SECTION 86-00075-00-AS
WOODFORD COUNTY
STATION 273+80.00 STRUCTURE NO. 102-5034

DESIGNED BY: BJR DRAWN BY: DJM
DATE: 04/08/09 CHECKED BY: MSW/JML

FARNSWORTH GROUP, INC. CONSULTING ENGINEERS - 2709 MCGRAW DRIVE BLOOMINGTON, ILLINOIS 61704 (309) 663-8435 / (309) 663-1571 FAX

24-8108