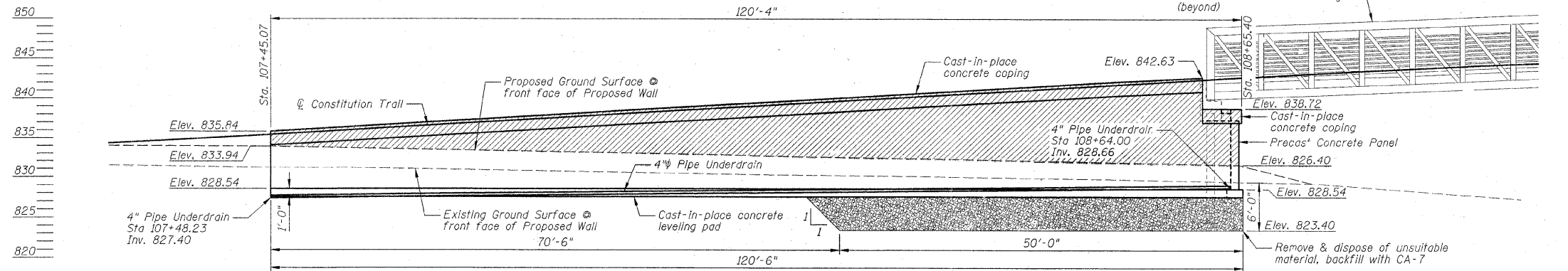
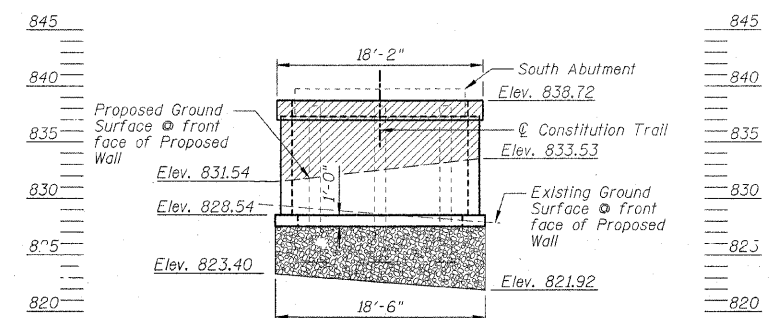
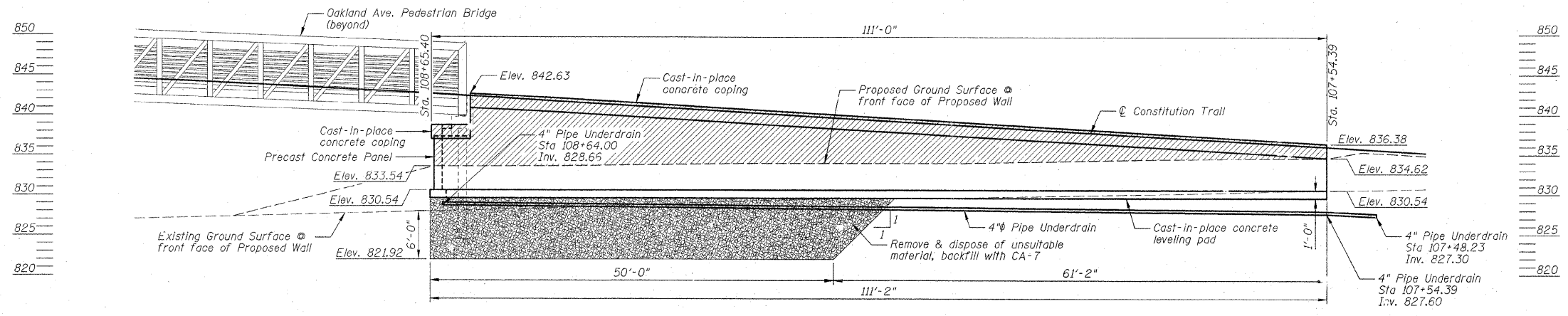



F.A. RTE.	SECTION	COUNTY	TOTAL SHEETS	SHEET NO.
05-00333-00-BT	McLEAN	56	20	
STA. TO STA.		SW1 of SW4		
FED. ROAD DIST. NO.		ILLINOIS FED. AID PROJECT		



**INDEX TO SHEETS**

SHEET NO.	TITLE
SW1	GENERAL PLAN AND ELEVATION
SW2	SECTIONS AND DETAIL
SW3-SW4	RETAINING WALL BORING LOGS



Mark S. Wylie Date 3/15/09  
 MARK S. WYLIE  
 ILLINOIS STRUCTURAL ENGINEER  
 No. 081-005002  
 Exp. Date 11/30/10

Limits of Clear Protective Coating for Concrete

- NOTES:**
- Retaining wall offsets are measured to outside of coping.
  - See Sheets B1-B7 for Bridge Plans.
  - Place 4" Pipe Underdrain to miss piles at abutment.

CITY OF BLOOMINGTON, ILLINOIS  
 SECTION 05-00333-00-BT

**SOUTH RETAINING WALLS  
 PHASE I  
 GENERAL PLAN AND ELEVATION**

DRAWN BY DUM/JTC	FILE NO. 24-8173
DATE 01/30/09	BOOK NO. 2752
CHECKED BY MSW	SHEET NO. 20 OF 56

P:\City of Bloomington\2009\0506232-00-Bloomington.mt\_05-00333-00-BT\_Construction\_Trait\DWG\STR