

INDEX OF SHEETS

| SHEET NO. | DESCRIPTION  |
|-----------|--|
| 1         | TITLE, COVER SHEET, INDEX OF SHEETS, HIGHWAY STANDARDS AND SUMMARY OF QUANTITIES |
| 2         | TYPICAL SECTIONS, MISCELLANEOUS SCHEDULES AND STRUCTURAL DESIGN DATA             |
| 3         | MISCELLANEOUS SCHEDULES AND MISCELLANEOUS DETAILS                                |
| 4-9       | PLAN AND PROFILES  |
| 10-15     | GRADING AND ITEM REMOVAL PLAN  |
| 16-31     | CROSS SECTIONS   |
| 32-34     | PAVEMENT MARKING PLAN, SIGNAGE PLAN AND CENTERLINE CONTROL TIE POINTS            |
| 35        | TRAFFIC CONTROL PLAN   |
| 36-37     | EROSION CONTROL PLAN   |

HIGHWAY STANDARDS

|             |   |
|-------------|---|
| 280001-04   | TEMPORARY EROSION CONTROL SYSTEMS   |
| 542301-02   | PRECAST REINFORCED CONCRETE FLARED END SECTION  |
| 542546-01   | FLUSH INLET BOX FOR MEDIAN  |
| 542601-01   | REINFORCED CONCRETE PIPE ELBOW  |
| 602301-02   | INLET TYPE A  |
| 602401-02   | MANHOLE, TYPE A   |
| 602601-02   | PRECAST REINFORCED CONCRETE FLAT SLAB TOP   |
| 604001-03   | FRAME AND LIDS TYPE 1   |
| 604066-02   | FRAME AND LID, TYPE 15  |
| 605001-04   | CONCRETE CURB TYPE B AND COMBINATION CONCRETE CURB AND GUTTER                           |
| 701001-04   | OFF-ROAD OPERATIONS, 2L, 2W, MORE THAN 4.5M (15') WAYS                                  |
| 701006-02   | OFF-ROAD OPERATIONS, 2L, 2W, 4.5M (15') TO 600mm (24") FROM PAVEMENT EDGE               |
| 701011-02   | OFF-ROAD MOVING OPERATIONS, 2L, 2W, DAY ONLY  |
| 701201-03   | LANE CLOSURE, 2L, 2W, DAY ONLY, FOR SPEEDS ≥ 45 MPH                                     |
| 701301-05   | LANE CLOSURE 2L, 2W SHORT TIME OPERATIONS   |
| 701306-02   | LANE CLOSURE 2L, 2W SLOW MOVING OPERATIONS - DAY ONLY FOR SPEEDS ≥ 45 MPH               |
| 701311-03   | LANE CLOSURE 2L, 2W MOVING OPERATIONS - DAY ONLY  |
| 701326-03   | LANE CLOSURE 2L, 2W PAVEMENT WIDENING FOR SPEEDS ≥ 45 MPH                               |
| 701331-03   | LANE CLOSURE 2L, 2W WITH RUN-AROUND FOR SPEEDS ≥ 45 MPH                                 |
| 701901-01   | TRAFFIC CONTROL DEVICES   |
| 780001-02   | TYPICAL PAVEMENT MARKINGS   |
| B.L.R. 21-8 | TYPICAL APPLICATION OF TRAFFIC CONTROL DEVICES FOR CONSTRUCTION ON RURAL LOCAL HIGHWAYS |
| B.L.R. 24-2 | MAILBOX TURNOUT FOR LOCAL ROADS   |

SUMMARY OF QUANTITIES

| CODE NUMBER | DESCRIPTION  | * SPECIALTY ITEMS | UNIT   | AS-BID QUANTITY | AS-BUILT QUANTITY |
|-------------|--|-------------------|--------|-----------------|-------------------|
| 20100110    | TREE REMOVAL (6 TO 15 UNITS DIAMETER)                            |                   | UNIT   | 265             |                   |
| 20100210    | TREE REMOVAL (OVER 15 UNITS DIAMETER)                            |                   | UNIT   | 314             |                   |
| 20100500    | TREE REMOVAL, ACRES  |                   | ACRE   | 1.12            |                   |
| 20200410    | EARTH EXCAVATION (SPECIAL)                                       |                   | CU YD  | 12,000          |                   |
| 20800150    | TRENCH BACKFILL  |                   | CU YD  | 400             |                   |
| 25100630    | EROSION CONTROL BLANKET  |                   | SO YD  | 790             |                   |
| 28000250    | TEMPORARY EROSION CONTROL SEEDING                                |                   | POUND  | 700             |                   |
| 28000300    | TEMPORARY DITCH CHECKS   |                   | EACH   | 68              |                   |
| 28000400    | PERIMETER EROSION BARRIER  |                   | FOOT   | 650             |                   |
| 28000500    | INLET AND PIPE PROTECTION  |                   | EACH   | 16              |                   |
| 28100805    | STONE DUMPED RIPRAP, CLASS A3                                    |                   | TON    | 70              |                   |
| 35100100    | AGGREGATE BASE COURSE, TYPE A                                    |                   | TON    | 8,678           |                   |
| 40600100    | BITUMINOUS MATERIALS (PRIME COAT)                                |                   | GALLON | 4,588           |                   |
| 40600300    | AGGREGATE (PRIME COAT)   |                   | TON    | 45              |                   |
| 40603085    | HOT-MIX ASPHALT BINDER COURSE, IL-19.0, N70                      |                   | TON    | 3,196           |                   |
| 40603315    | HOT-MIX ASPHALT SURFACE COURSE, MIX "C", N70                     |                   | TON    | 1,196           |                   |
| 42300400    | PORTLAND CEMENT CONCRETE DRIVEWAY PAVEMENT, 8 INCH               |                   | SO YD  | 845             |                   |
| 42400100    | PORTLAND CEMENT CONCRETE SIDEWALK, 4 INCH                        |                   | SO FT  | 219             |                   |
| 44000200    | DRIVEWAY PAVEMENT REMOVAL  |                   | SO YD  | 810             |                   |
| 44000400    | GUTTER REMOVAL   |                   | FOOT   | 74              |                   |
| 44000500    | COMBINATION CURB AND GUTTER REMOVAL                              |                   | FOOT   | 449             |                   |
| 54200213    | PIPE CULVERTS, CLASS A, TYPE 1 8'                                |                   | FOOT   | 40              |                   |
| 54200427    | PIPE CULVERTS, TYPE 1 RCCP 12'                                   |                   | FOOT   | 238             |                   |
| 54200430    | PIPE CULVERTS, TYPE 1 RCCP 15'                                   |                   | FOOT   | 138             |                   |
| 54200433    | PIPE CULVERTS, TYPE 1 RCCP 18'                                   |                   | FOOT   | 285             |                   |
| 54200439    | PIPE CULVERTS, TYPE 1 RCCP 24'                                   |                   | FOOT   | 200             |                   |
| 54200451    | PIPE CULVERTS, TYPE 1 RCCP 36'                                   |                   | FOOT   | 20              |                   |
| 54201279    | PIPE CULVERTS, TYPE 2 RCCP 24'                                   |                   | FOOT   | 157             |                   |
| 54213657    | PRECAST REINFORCED CONCRETE FLARED END SECTIONS 12'              |                   | EACH   | 9               |                   |
| 54213660    | PRECAST REINFORCED CONCRETE FLARED END SECTIONS 15'              |                   | EACH   | 6               |                   |
| 54213663    | PRECAST REINFORCED CONCRETE FLARED END SECTIONS 18'              |                   | EACH   | 5               |                   |
| 54213669    | PRECAST REINFORCED CONCRETE FLARED END SECTIONS 24'              |                   | EACH   | 2               |                   |
| 54213675    | PRECAST REINFORCED CONCRETE FLARED END SECTIONS 30'              |                   | EACH   | 1               |                   |
| 54213681    | PRECAST REINFORCED CONCRETE FLARED END SECTIONS 36'              |                   | EACH   | 1               |                   |
| 54244405    | FLUSH INLET BOX FOR MEDIAN, STANDARD 542546                      |                   | EACH   | 1               |                   |
| * 56103000  | DUCTILE IRON WATER MAIN 6"                                       |                   | FOOT   | 50              |                   |
| * 56109210  | WATER VALVES TO BE ADJUSTED                                      |                   | EACH   | 3               |                   |
| * 56200200  | WATER SERVICE LINE 3/4"  |                   | FOOT   | 320             |                   |
| * 56200300  | WATER SERVICE LINE 1"  |                   | FOOT   | 270             |                   |
| * 56400800  | FIRE HYDRANT AND VALVE TO BE MOVED                               |                   | EACH   | 2               |                   |
| * 56500200  | DOMESTIC WATER SERVICE BOXES TO BE MOVED                         |                   | EACH   | 8               |                   |
| 60220400    | MANHOLES, TYPE A, SPECIAL, 4'-DIAMETER, TYPE 1 FRAME, CLOSED LID |                   | EACH   | 2               |                   |
| 60221100    | MANHOLES, TYPE A, 5'-DIAMETER, TYPE 1 FRAME, CLOSED LID          |                   | EACH   | 1               |                   |
| 60237000    | INLETS, TYPE A, TYPE 15 FRAME AND LID                            |                   | EACH   | 2               |                   |
| 60242900    | INLETS, SPECIAL, TYPE 1  |                   | EACH   | 5               |                   |
| 60255500    | MANHOLES TO BE ADJUSTED  |                   | EACH   | 2               |                   |
| 60300305    | FRAME AND LIDS TO BE ADJUSTED                                    |                   | EACH   | 2               |                   |
| 60500060    | REMOVING INLETS  |                   | EACH   | 7               |                   |
| 60603000    | CONCRETE GUTTER, TYPE B (SPECIAL)                                |                   | FOOT   | 296             |                   |
| 60603400    | GUTTER OUTLET (SPECIAL)  |                   | EACH   | 1               |                   |
| 60603800    | COMBINATION CONCRETE CURB AND GUTTER, TYPE B-6.12                |                   | FOOT   | 395             |                   |
| 67100100    | MOBILIZATION   |                   | L SUM  | 1               |                   |
| 70101700    | TRAFFIC CONTROL AND PROTECTION                                   |                   | L SUM  | 1               |                   |
| * 78000100  | THERMOPLASTIC PAVEMENT MARKING - LETTERS AND SYMBOLS             |                   | SO FT  | 37              |                   |
| * 78000200  | THERMOPLASTIC PAVEMENT MARKING - LINE 4"                         |                   | FOOT   | 8,093           |                   |
| * 78000650  | THERMOPLASTIC PAVEMENT MARKING - LINE 24"                        |                   | FOOT   | 18              |                   |
| * 78001110  | PAINT PAVEMENT MARKING - LINE 4"                                 |                   | FOOT   | 450             |                   |
| * 78001180  | PAINT PAVEMENT MARKING - LINE 24"                                |                   | FOOT   | 60              |                   |
| Z0013798    | CONSTRUCTION LAYOUT  |                   | L SUM  | 1               |                   |
| Z0018400    | DRAINAGE STRUCTURES TO BE ADJUSTED                               |                   | EACH   | 2               |                   |
| XX000972    | FORCE MAIN 6" PVC  |                   | FOOT   | 2,865           |                   |
| XX004568    | TEMPORARY ACCESS ROAD  |                   | L SUM  | 1               |                   |
| XX006212    | LAWN SEEDING (SPECIAL)   |                   | ACRE   | 7               |                   |
| XX006644    | STORM SEWERS, (WATER MAIN REQUIREMENTS) TYPE 2, 30"              |                   | FOOT   | 86              |                   |
| X0323382    | STORM SEWERS, (WATER MAIN REQUIREMENTS) TYPE 1, 15"              |                   | FOOT   | 8               |                   |
| X0323383    | STORM SEWERS, (WATER MAIN REQUIREMENTS) TYPE 1, 18"              |                   | FOOT   | 60              |                   |
| X0323430    | STORM SEWERS, (WATER MAIN REQUIREMENTS) TYPE 1, 24"              |                   | FOOT   | 48              |                   |
| * XX007906  | PIPE CASING 12" PVC  |                   | FOOT   | 22              |                   |
| * XX007909  | AIR RELEASE VALVE TO BE MOVED                                    |                   | EACH   | 2               |                   |
| * XX007910  | SANITARY SERVICE CONNECTION                                      |                   | EACH   | 7               |                   |
| * XX007911  | TRACER WIRE ACCESS BOX TO BE MOVED                               |                   | EACH   | 2               |                   |

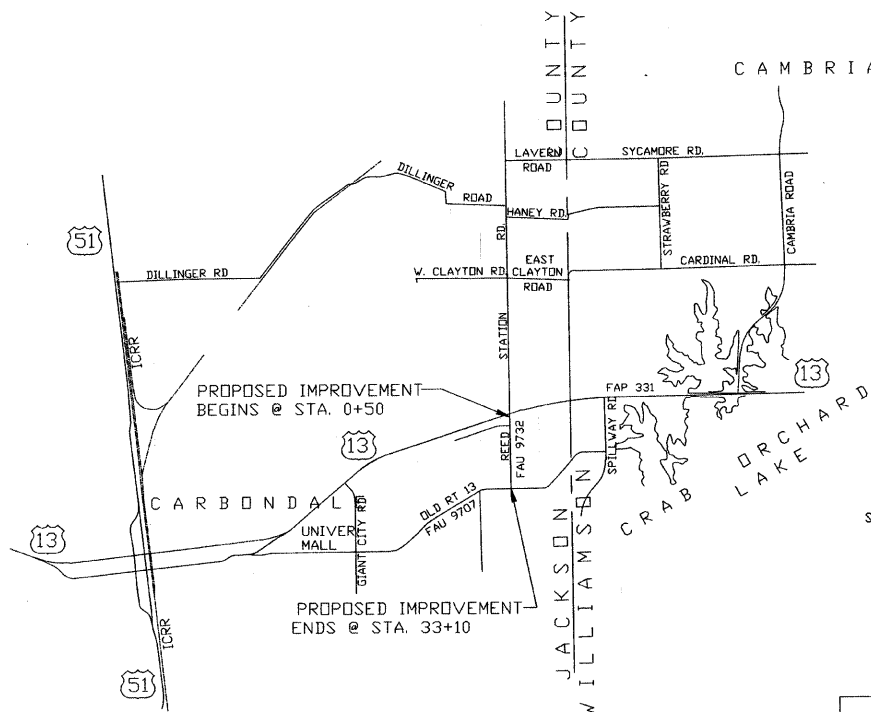
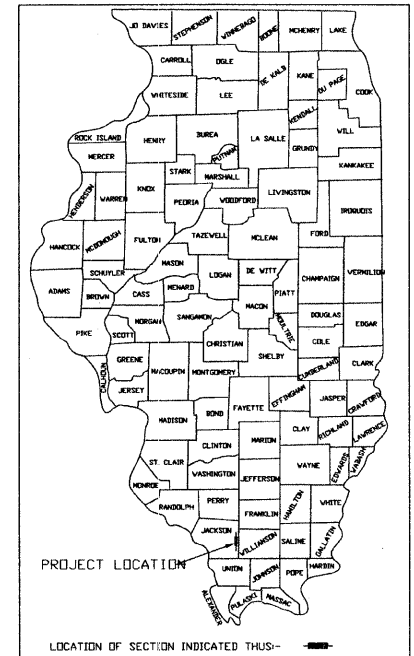
# STATE OF ILLINOIS DEPARTMENT OF TRANSPORTATION DIVISION OF HIGHWAYS PLANS FOR PROPOSED FEDERAL - AID URBAN PROJECT CITY OF CARBONDALE

F. A. U. ROUTE 9732  
SECTION 00-00103-00-FP  
JACKSON COUNTY  
PROJECT NO. M-5008(19)  
JOB NO. C99-504-03 CONTRACT NO. 99182

## IMPROVEMENTS TO REED STATION ROAD CIP NO. ST0102

| F. A. U. ROUTE     | SECTION        | COUNTY                 | TOTAL SHEETS | SHEET NUMBER |
|--------------------|----------------|------------------------|--------------|--------------|
| 9732               | 00-00103-00-FP | JACKSON                | 37           | 1            |
| CITY OF CARBONDALE |                | PROJECT NO. M-5008(19) |              |              |
| CONTRACT NO. 99182 |                | JOB NO. C99-504-03     |              |              |

FEDERAL AID PROJECT



LOCATION MAP

SCALE: 1 IN. = 4,000 FT.

NET LENGTH OF LAYOUT = 3,260 FT. = 0.617 MI.

UTILITIES ON PROJECT

|  |                        |
|--|------------------------|
| AMEREN CIPS, MARION                        | CAS                    |
| VERIZON NORTH, MARION                      | TELEPHONE              |
| EGYPTIAN ELECTRIC CO-OP ASSN., MURPHYSBORO | ELECTRIC               |
| LAKESIDE WATER DISTRICT, CARBONDALE        | WATER                  |
| CITY OF CARBONDALE                         | SANITARY SEWER & WATER |
| MEDIACOM                                   | CABLE TELEVISION       |

CARBONDALE PROJECT NO. ST0102  
HIGHWAY CLASSIFICATION - RURAL COLLECTOR  
ADT 2023 - 3,190  
DESIGN SPEED 30 M. P. H.  
J. U. L. I. E. : 1-800-892-0123

PASSED MARCH 27 2008  
*Doris W. Hill*  
DISTRICT ENGINEER OF LOCAL ROADS & STREETS

RELEASING FOR BID BASED ON LIMITED REVIEW March 27 2008  
*Mary C. Harris*  
REGION FIVE ENGINEER


STATE OF ILLINOIS  
DEPARTMENT OF TRANSPORTATION

CITY OF CARBONDALE, ILLINOIS  
DEPT. OF PUBLIC WORKS

REED STATION ROAD  
CIP NO. ST0102

TITLE AND COVER SHEET

| SCALE   | DATE       | FILE NO.                   |
|---|------------|----------------------------|
| J. T. BLANKINSHIP AND ASSOCIATES  | MARCH 2008 | E4 75959                   |
| CONSULTING ENGINEERS & LAND SURVEYORS<br>ILLINOIS PROFESSIONAL DESIGN FIRM NO. 1394 | DRAWN BY   | DESIGN FILE<br>7989-01.dwg |
| P.O. BOX 40 401 S. 17TH STREET MURPHYSBORO, ILLINOIS 62966 PHONE 618-687-1771       |            | SHEET NO.<br>1 OF 37       |



|                       |                    |      |
|-----------------------|--------------------|------|
| CITY MANAGER          | <i>[Signature]</i> | DATE |
| PUBLIC WORKS DIRECTOR | <i>[Signature]</i> | DATE |
| PROJECT ENGINEER      | <i>[Signature]</i> | DATE |