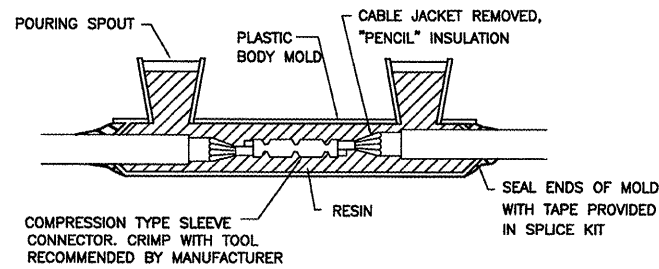


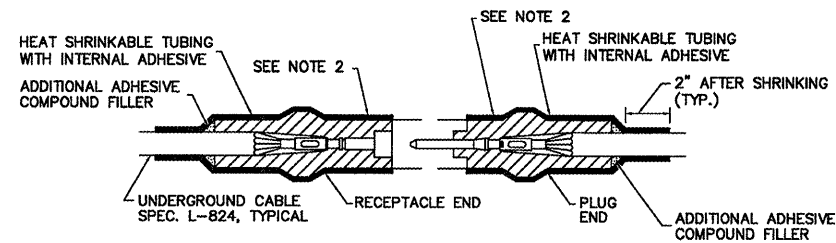
**CONCRETE ENCASED DUCT BANKS**  
 NOT TO SCALE

**NOTES:**

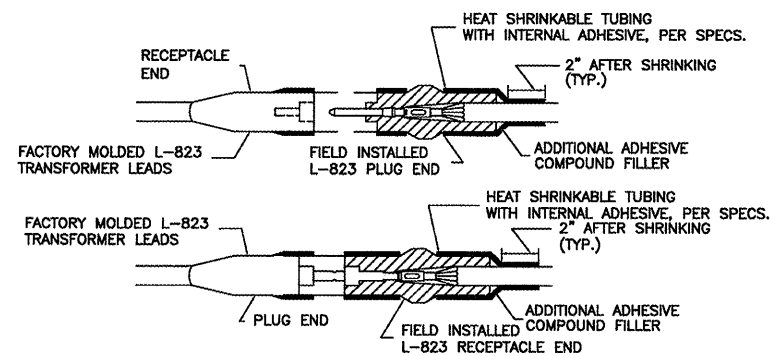
1. DIMENSIONS ARE MINIMUM.
2. CONCRETE SHALL CONFORM TO ITEM 610.
3. ALL CONDUIT SHALL BE SCHEDULE 40 PVC.
4. TOP OF CONCRETE ENCASEMENT IN TURF AREAS SHALL NOT BE LESS THAN 24" BELOW FINISHED GRADE.
5. 4" SPLIT DUCT SHALL BE CONCRETE ENCASED WITH 3" MINIMUM CONCRETE SURROUNDING 4" CONDUIT. COST INCIDENTAL TO SPLIT DUCT.



**TYPE A - CABLE SPLICE**  
 FOR SPLICES IN HOMERUNS AND FOR EXTENSIONS TO EXISTING CABLES ONLY  
 N.T.S.



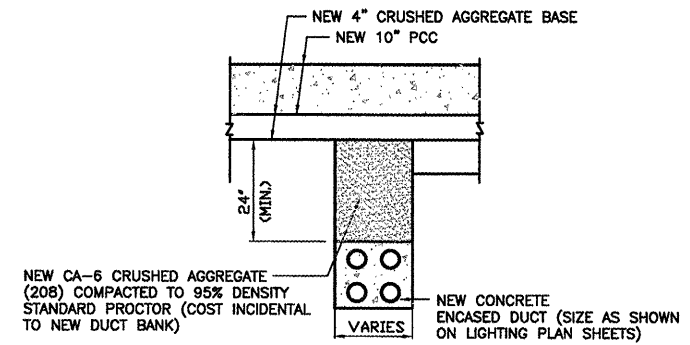
**TYPE B - CABLE SPLICE**  
 FOR SPLICES FOR USE AT JUNCTION OF HOMERUN WITH LOOP CIRCUIT  
 NOT TO SCALE



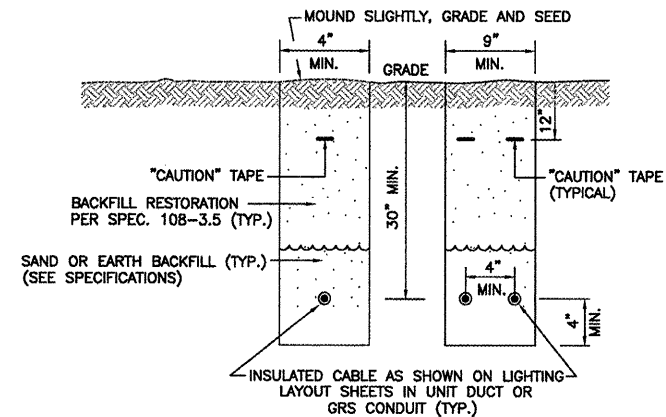
**TYPE C AND D - CABLE SPLICE**  
 FOR SPLICES AT RUNWAY/TAXIWAY LIGHTS AND SIGNS  
 NOT TO SCALE

**CABLE SPLICE NOTES**

1. INSIDE DIAMETER OF CONNECTOR SHALL PROPERLY MATCH THE OUTSIDE DIAMETER OF CABLE.
2. WRAP WITH AT LEAST ONE LAYER OF RUBBER OR SYNTHETIC RUBBER TAPE AND ONE LAYER OF PLASTIC TAPE, ONE-HALF LAPPED, EXTENDING AT LEAST 1-1/2 INCHES ON EACH SIDE OF JOINT.
3. THE COST OF FURNISHING AND INSTALLING ALL SPLICE MATERIALS SHALL BE INCIDENTAL TO THE ASSOCIATED CABLE ITEMS.
4. THE CONTRACTOR SHALL HAVE A MINIMUM OF TWO (2) TYPE A SPLICE KITS ON THE JOB SITE AT ALL TIMES FOR EMERGENCY REPAIRS.



**CONCRETE ENCASED DUCT BACKFILL**  
 NOT TO SCALE

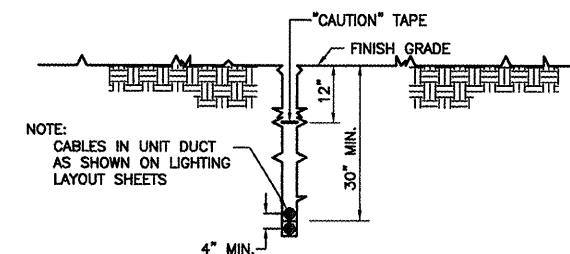


**TRENCH DETAIL**  
 NOT TO SCALE

**NOTES:**

1. TRENCHES WITH MORE THAN 2 CABLES SHALL BE INCREASED 3" IN WIDTH FOR EACH ADDITIONAL CABLE. IF SPECIFIED ON PLANS, TWO PARALLEL TRENCHES MAY BE CONSTRUCTED.
2. DEPTH OF TRENCHES SHALL BE AS SHOWN UNLESS OTHERWISE SPECIFIED ON THE PLANS.
3. SAND BACKFILL SHALL BE USED IF THE EXISTING SOIL DOES NOT MEET THE BACKFILL REQUIREMENTS.
4. ALL DISTURBED SURFACES SHALL BE RESTORED TO THEIR ORIGINAL CONDITION. COST IS INCIDENTAL.

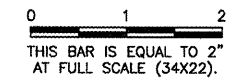
NOTE: AT CONTRACTOR'S OPTION, CABLE PLOWING MAY BE USED IN LIEU OF TRENCHING.



**CABLE IN UNIT DUCT - PLOWED**  
 NOT TO SCALE

CONTRACTOR SHALL HAVE THE OPTION TO TRENCH OR PLOW UNIT DUCT. NO ADDITIONAL PAYMENT SHALL BE MADE FOR TRENCHING.

REVISIONS		
NUMBER	BY	DATE



DUPAGE AIRPORT  
 WEST CHICAGO, ILLINOIS  
 SOUTH FLIGHT CENTER APRON - PHASE 4

ELECTRICAL DETAILS  
 SHEET 2

Copyright: CMT, Inc.

**CMT**  
 CRAWFORD, MURPHY & TILLY, INC.  
 CONSULTING ENGINEERS  
 License No. 784-000813



DESIGN BY:	AB
DRAWN BY:	JRO
CHECKED BY:	AB
APPROVED BY:	MJS
DATE:	01/30/09
JOB No:	04257-04-00-00
A.I.P. PROJECT:	3-17-0017-B18
ILLINOIS PROJECT:	DPA-3391
SHEET 21 OF 31 SHEETS	