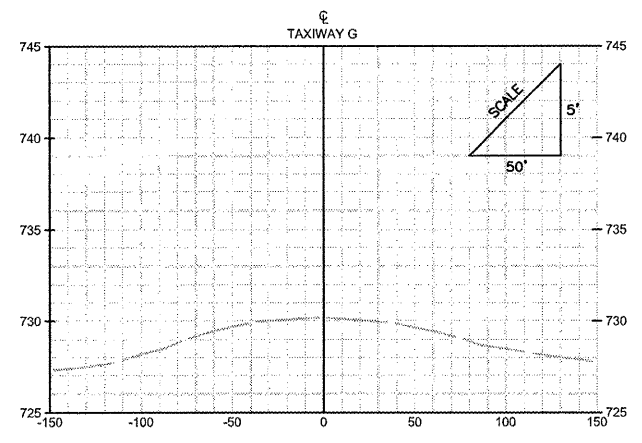
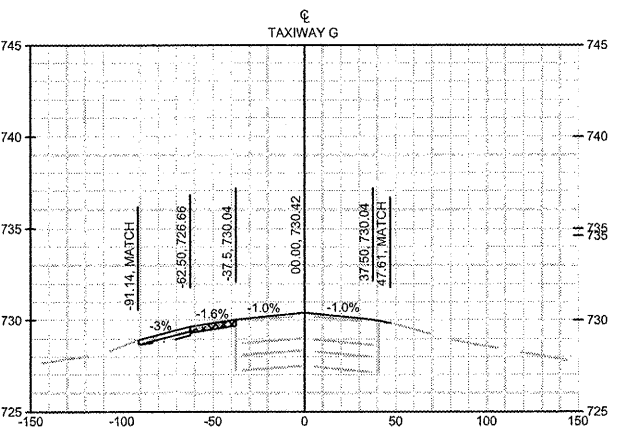


DATE: Monday, May 11, 2009 4:02:20 PM
FILE: K:\Rockford\0925804_Rehab_Twy B South Phase 2\Draw Sheets\36-42-XSC1-7.dwg
UPDATE BY: Jeremy Linke
LAYOUT: 41-XSC6
dwg:tbl:tbl.dwg
PAGE: 41 OF 59



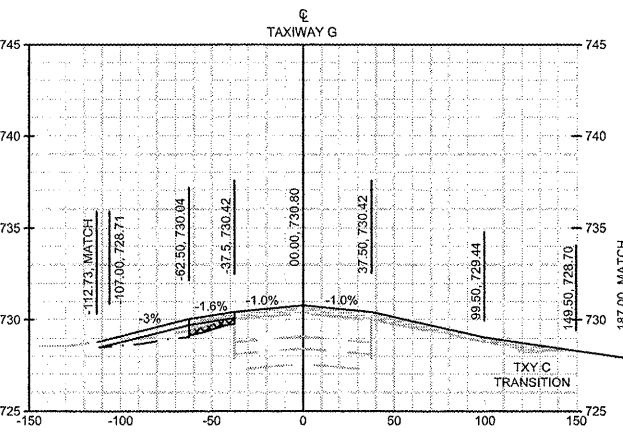
226+34.00

TOPSOIL STRIPPING	= 0	SF
UNCLASSIFIED EXCAVATION	= 0	SF
EMBANKMENT FILL	= 0	SF
SHOULDER FILL	= 0	SF
TOPSOIL PLACEMENT	= 0	SF



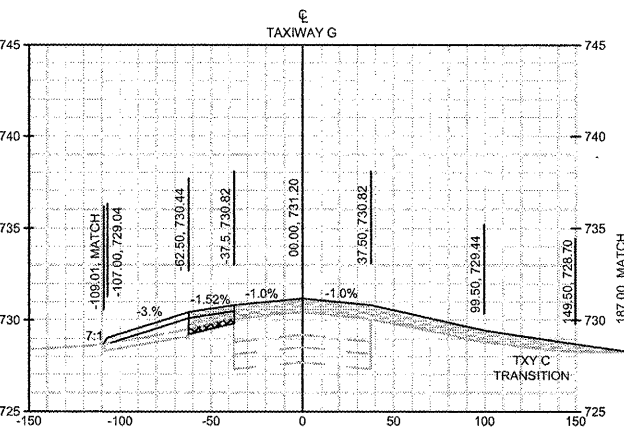
227+00.00

TOPSOIL STRIPPING	= 10	SF
UNCLASSIFIED EXCAVATION	= 0	SF
EMBANKMENT FILL	= 0	SF
SHOULDER FILL	= 5	SF
TOPSOIL PLACEMENT	= 10	SF



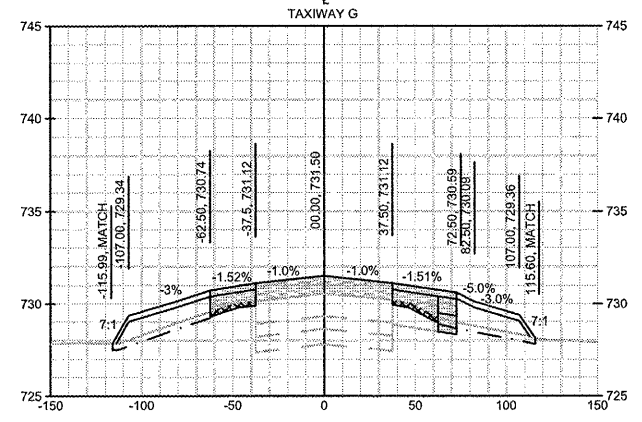
227+50.00

TOPSOIL STRIPPING	= 17	SF
UNCLASSIFIED EXCAVATION	= 0	SF
EMBANKMENT FILL	= 0	SF
SHOULDER FILL	= 18	SF
TOPSOIL PLACEMENT	= 17	SF



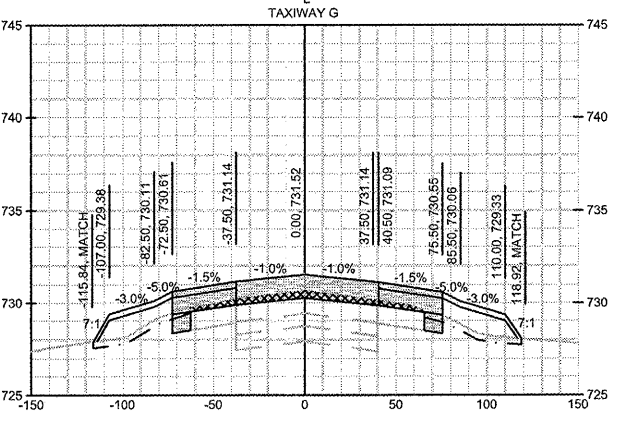
228+00.00

TOPSOIL STRIPPING	= 16	SF
UNCLASSIFIED EXCAVATION	= 0	SF
EMBANKMENT FILL	= 0	SF
SHOULDER FILL	= 30	SF
TOPSOIL PLACEMENT	= 16	SF



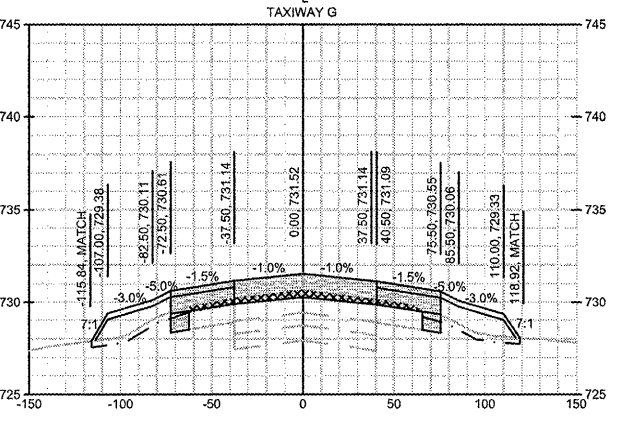
228+50.00

TOPSOIL STRIPPING	= 37	SF
UNCLASSIFIED EXCAVATION	= 5	SF
EMBANKMENT FILL	= 11	SF
SHOULDER FILL	= 108	SF
TOPSOIL PLACEMENT	= 37	SF



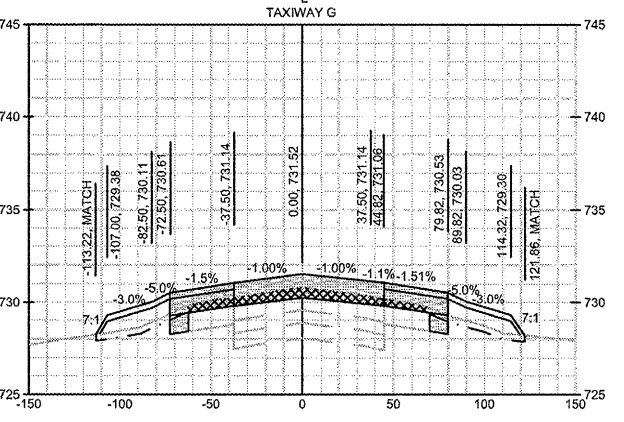
228+70.05

TOPSOIL STRIPPING	= 37	SF
UNCLASSIFIED EXCAVATION	= 17	SF
EMBANKMENT FILL	= 22	SF
SHOULDER FILL	= 104	SF
TOPSOIL PLACEMENT	= 33	SF



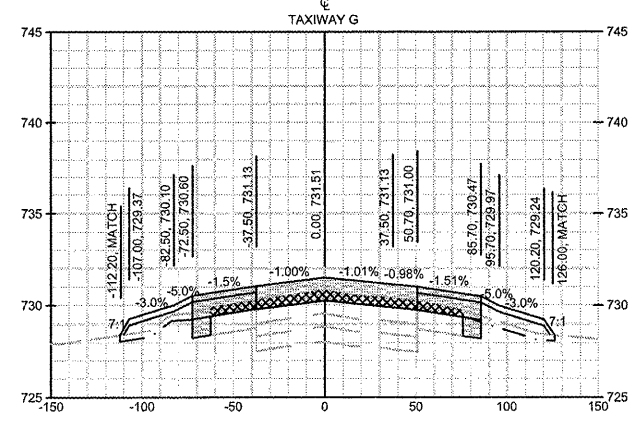
229+00.00

TOPSOIL STRIPPING	= 38	SF
UNCLASSIFIED EXCAVATION	= 16	SF
EMBANKMENT FILL	= 100	SF
SHOULDER FILL	= 35	SF
TOPSOIL PLACEMENT	= 35	SF



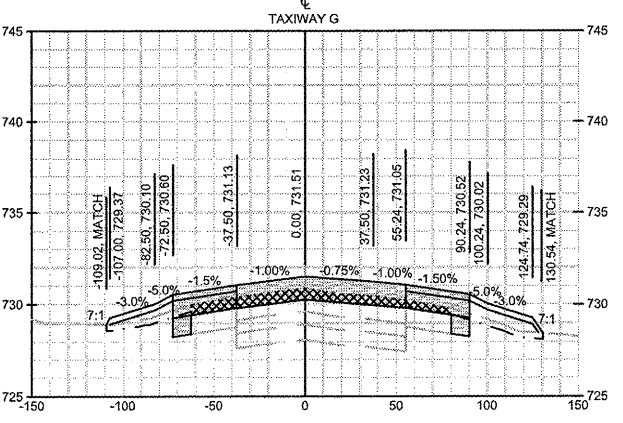
229+50.00

TOPSOIL STRIPPING	= 56	SF
UNCLASSIFIED EXCAVATION	= 18	SF
EMBANKMENT FILL	= 23	SF
SHOULDER FILL	= 83	SF
TOPSOIL PLACEMENT	= 30	SF



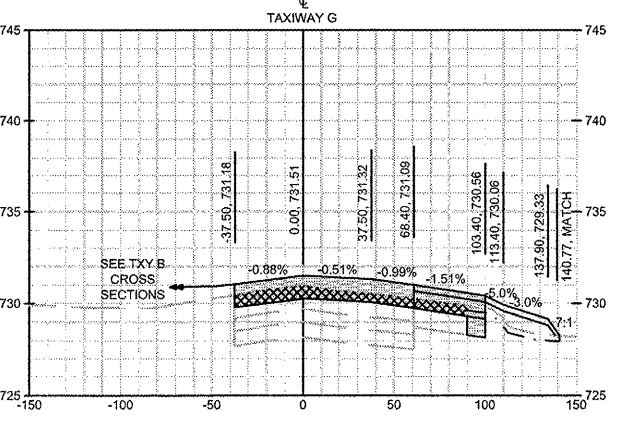
230+00.00

TOPSOIL STRIPPING	= 35	SF
UNCLASSIFIED EXCAVATION	= 21	SF
EMBANKMENT FILL	= 25	SF
SHOULDER FILL	= 63	SF
TOPSOIL PLACEMENT	= 30	SF



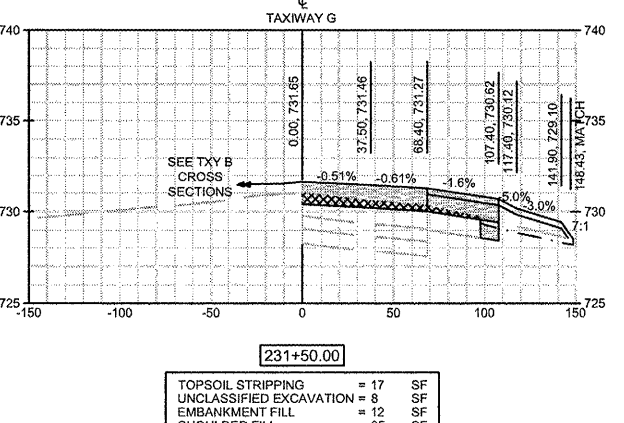
230+50.00

TOPSOIL STRIPPING	= 34	SF
UNCLASSIFIED EXCAVATION	= 23	SF
EMBANKMENT FILL	= 23	SF
SHOULDER FILL	= 58	SF
TOPSOIL PLACEMENT	= 28	SF



231+00.00

TOPSOIL STRIPPING	= 18	SF
UNCLASSIFIED EXCAVATION	= 14	SF
EMBANKMENT FILL	= 11	SF
SHOULDER FILL	= 54	SF
TOPSOIL PLACEMENT	= 15	SF



231+50.00

TOPSOIL STRIPPING	= 17	SF
UNCLASSIFIED EXCAVATION	= 8	SF
EMBANKMENT FILL	= 12	SF
SHOULDER FILL	= 35	SF
TOPSOIL PLACEMENT	= 16	SF

**CROSS SECTIONS - 6 TXY G
(XSC6)**

RO017
5A



Chicago Rockford
International
Airport



ROCKFORD, ILLINOIS
GREATER ROCKFORD
AIRPORT AUTHORITY
3-17-0088-XX
RFD-3909

**REHAB. TWY B SOUTH
PHASE 2**

Revisions

Date	Description

0 1
THIS BAR IS EQUAL TO 1'
AT FULL SCALE (17 X 11).

DESIGN BY: CMT-ARR
DRAWN BY: CMT-ARR
CHECKED BY: CMT-ARR
APPROVED BY: CMT-RFD
DATE: 5/8/2009
JOB No: 09258-04-00

**CROSS
SECTIONS - 6
(XSC6)**

41