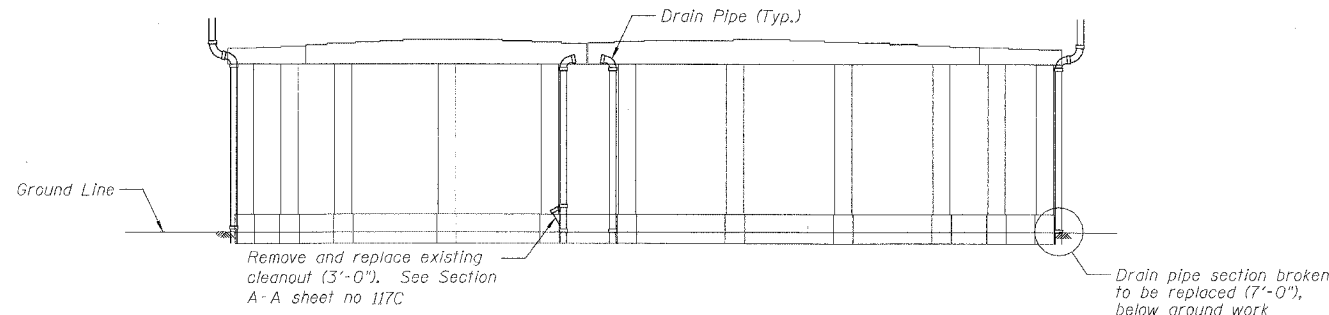


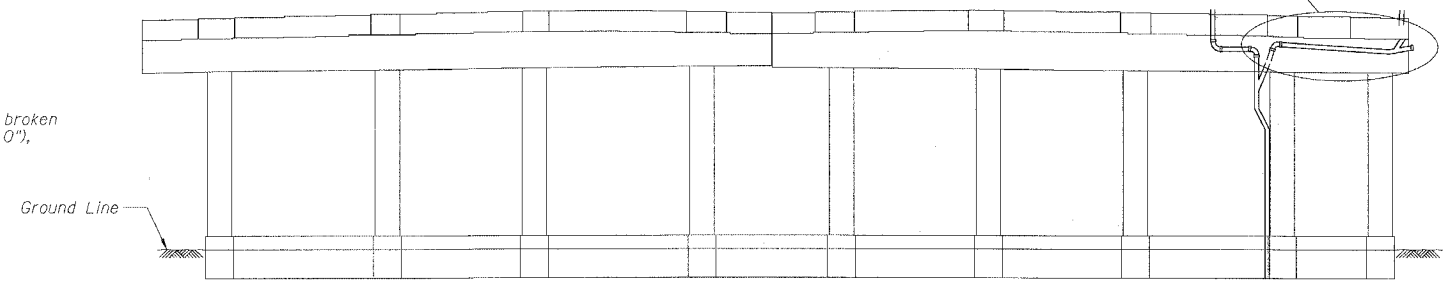
F.A.I.	SECTION	COUNTY	TOTAL SHEETS	SHEET NO.
94/90	2005-086 I	COOK	228	111
STA.	TO STA.			
FED. ROAD DIST. NO.	ILLINOIS	FED. AID PROJECT		

60B07

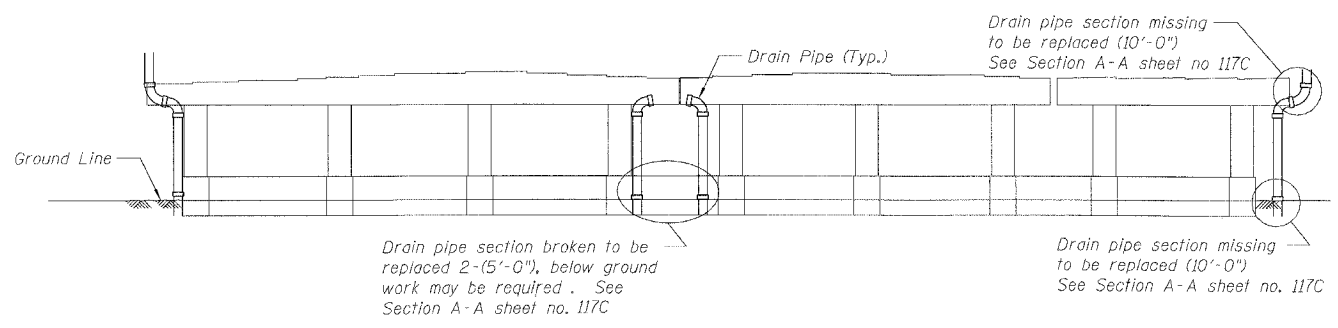
Reducer missing to be replaced (5'-0") and two elbows. Horizontal pitch to be reversed (20'-0").



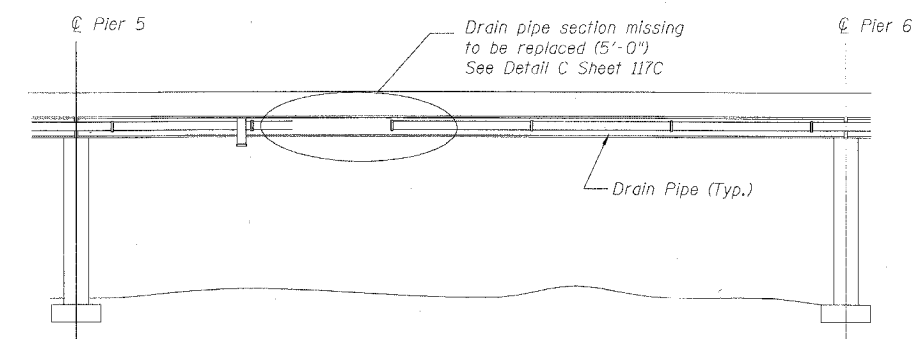
SN 016-0137 - PIER 9 - SOUTH ELEVATION
(Looking North)



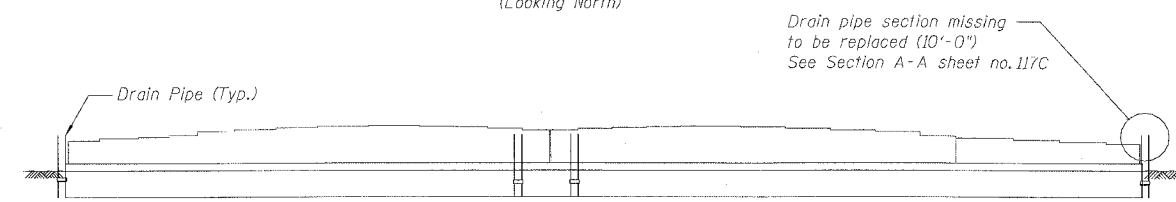
SN 016-1110 - PIER 4 - SOUTH ELEVATION
(Looking North)



SN 016-0137 - PIER 19 - SOUTH ELEVATION
(Looking North)



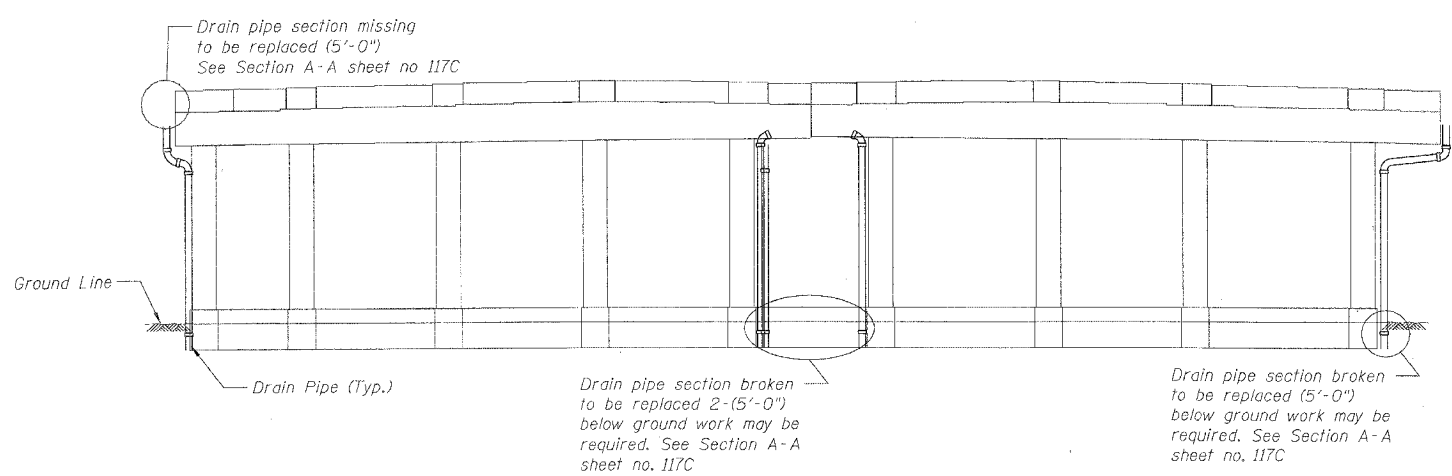
SN 016-1110 - BETWEEN PIER 5 AND PIER 6
(East Fascia Beam)



SN 016-0137 - PIER 23 - SOUTH ELEVATION
(Looking North)

DRAINAGE REPAIR NOTES

- The locations shown as requiring drainage repairs identify the general deficiency and provide an estimated length of new pipe required. The drainage system is shown schematically. It shall be the Contractor's responsibility to verify the locations, dimensions and details prior to ordering the material. Such variations shall not be cause for additional compensation for a change in the scope of work, however the contractor will be paid for the Quantity actually furnished at the unit price bid for the work.
- The Contractor shall provide all piping, brackets, hangers, fittings, hardware and other accessories required to return the existing drainage system to a fully functional leak free system. See Special Provisions.
- When existing drain pipes are wrapped with tape, the tape shall be removed if pipe is broken or missing connection. The pipe shall be replaced or otherwise new tape shall be provided. The type of the tape shall be approved by the Engineer. The cost shall be included in "Bridge Drainage System Repairs" and the length measured shall be length the of pipe replaced or the length of pipe re-taped.
- The Contractor shall wrap any joints that are leaking as directed by the Engineer. The cost shall be included in "Bridge Drainage System Repairs".
- For pier locations see General Plan & Elevation Sheets.
- SN 016-0137, Span 1
Drain pipe section between beams 9S & 10S broken to be replaced (10'-0")



SN 016-1110 - PIER 1 - NORTH ELEVATION
(Looking South)

BILL OF MATERIAL

ITEM DESCRIPTION	UNIT	QUANTITY	
		SN 016-0137	SN 016-1110
Bridge Drainage System Repairs	FOOT	60	50

REVISIONS	
NAME	DATE

ILLINOIS DEPARTMENT OF TRANSPORTATION
F.A.I. 94/90 (DAN RYAN EXPRESSWAY)
DAN RYAN ELEVATED BRIDGE
BEARING REPLACEMENT & STEEL REPAIR
SN 016-0137 & 016-1110
DRAINAGE REPAIRS

SCALE: NTS
DATE: 3/7/2008

DRAWN BY: LAM
CHECKED BY: BLU

BOWMAN, BARRETT & ASSOCIATES INC.
CONSULTING ENGINEERS
Chicago, Illinois
312.228.0100
www.bbainc.com

N:\650\GARDEN BRIDGE\DWG\SHEETS\650_01A_DRAWING 3/27/2008 8:42:25 AM