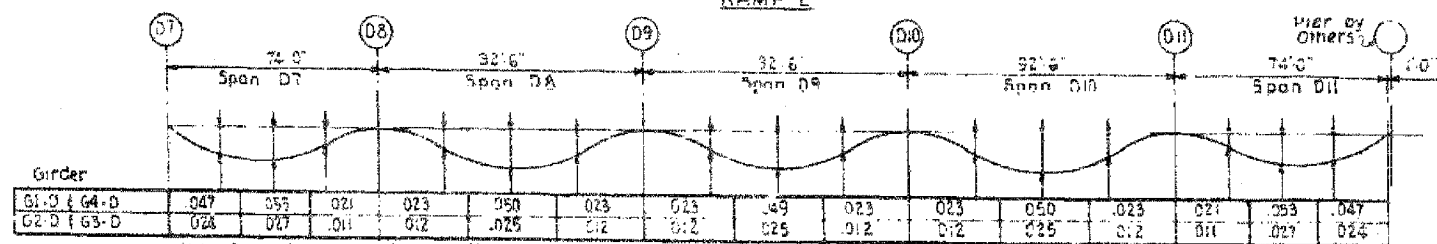
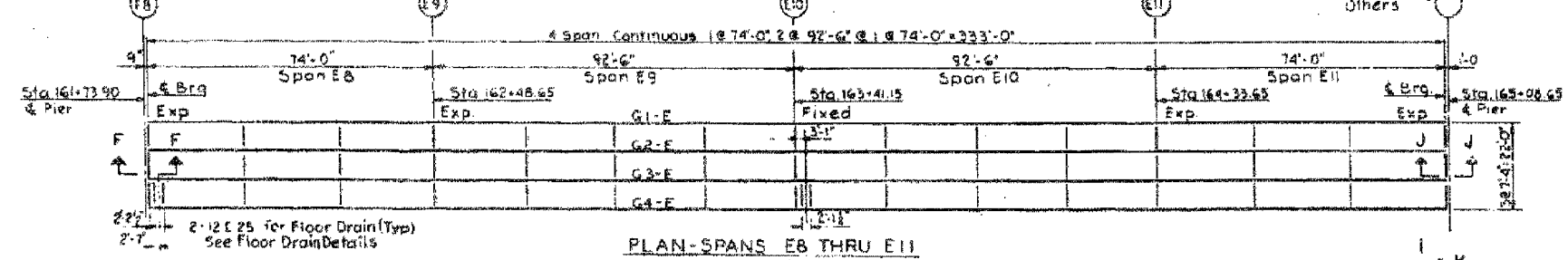
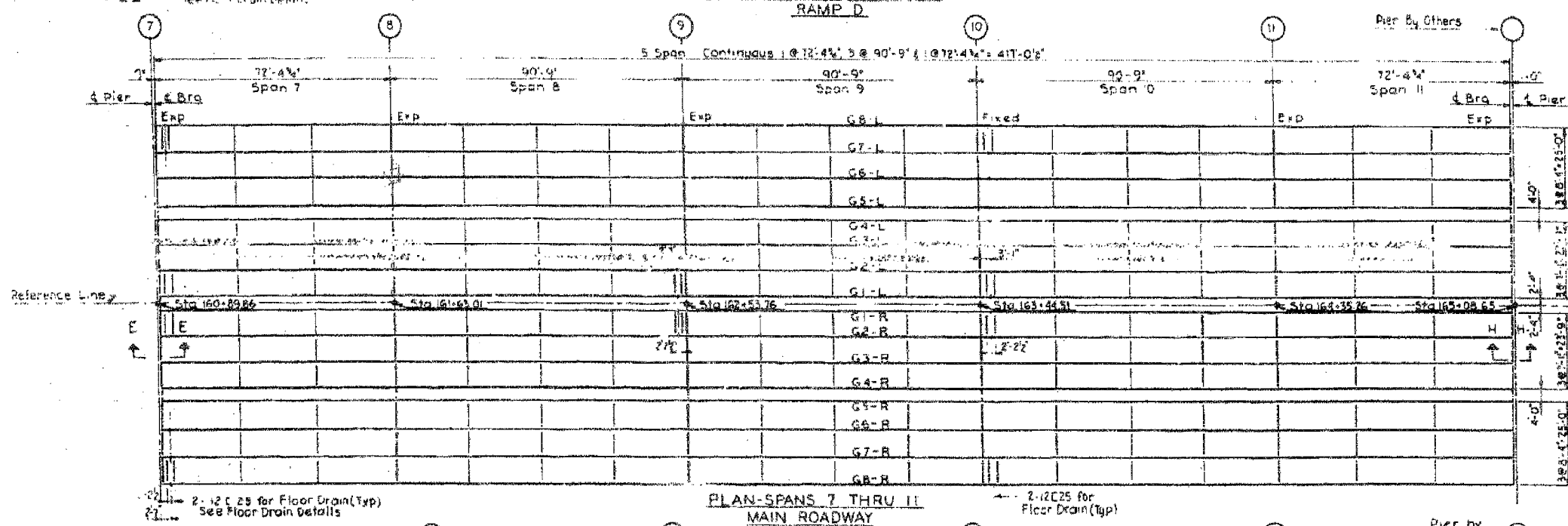



F.A.I.	SECTION	COUNTY	TOTAL SHEETS	SHEET NO.
94/90	2005-086 I	COOK	228	148
STA.	TO STA.		ILLINOIS FED. AID PROJECT	
FED. ROAD DIST. NO.	60B07			



**SPANS D7 THRU D11 RAMP D DEAD LOAD DEFLECTIONS**  
Includes Weight of Concrete only

FOR INFORMATION ONLY

**STRUCTURAL STEEL NOTES**

- STEEL**  
Structural Steel A572M Designation A-373 shall be used throughout except as noted below.
- A572M Designation A-7 steel to be used for cross frames, masonry plates, anchor bolts, field splice plates, expansion guards, channel shear connectors, and scupper channels.
- FIELD CONNECTIONS**  
Cross Frames - 2 @ High-Strength Bolts A572M A-325  
Girder Splices 2 @ High-Strength Bolts A572M A-325  
Expansion Guard Brackets - 2 @ Ribbed Bolts  
Scupper Channels - 2" MS P.L. See Sheet S-30
- FIELD WELDS**  
Flanges to web with longitudinal fillet welds. In the web, use 1/2" fillet welds for flange plates up to and including 1/2" thickness. Use 3/8" fillet welds for flange plates up to and including 1/2" thickness. Use 1/2" fillet welds for flange plates up to and including 2" thickness.
- SPICES**  
Field splices may be vertical or normal to the girders at the option of the fabricator. Holes for field splices shall be reamed with the girders assembled in position in accordance with the Blocking Diagrams.  
Shop web splices shall be made vertical.
- PAINTING**  
The Contractor for Section S-2523-3HP shall furnish and apply 1 shop coat of red lead paint and 2 field coats of paint to all structural steel except as noted below. The tops of girder top flanges will not be painted except for a distance of 5 feet each way from interior piers & abutments.

See Expansion Guard Detail Sheets S-25, S-26, S-27 for Sections E, F, G, H, J & K

CITY OF CHICAGO  
DEPARTMENT OF PUBLIC WORKS  
BUREAU OF ENGINEERING  
**SOUTH ROUTE SUPERHIGHWAY**  
SECTION NO. 18-1885.3-3H  
W 186 STREET TO W 186 STREET  
**FRAMING PLAN**

CONSULDER, TOWNSEND & ASSOCIATES  
CONSULTING ENGINEERS  
CHICAGO, ILLINOIS  
DESIGNED BY R.L.P. CHECKED BY H.S.M.  
DRAWN BY H.L.L. IN CHARGE OF H.S.M.  
SCALE: SHEET NO. S-21 OF 82

REVISIONS	
NAME	DATE

ILLINOIS DEPARTMENT OF TRANSPORTATION  
F.A.I. 94/90 (DAN RYAN EXPRESSWAY)  
DAN RYAN ELEVATED BRIDGE  
BEARING REPLACEMENT & STEEL REPAIR  
EXISTING PLAN INFORMATION  
SN 016-1111  
SCALE: NTS DRAWN BY: LAM  
DATE: 5/18/2007 CHECKED BY: BLU

BOWMAN, BARRETT & ASSOCIATES INC.  
CONSULTING ENGINEERS  
Chicago, Illinois  
312.228.0100  
www.bbainc.com

S-24/2007