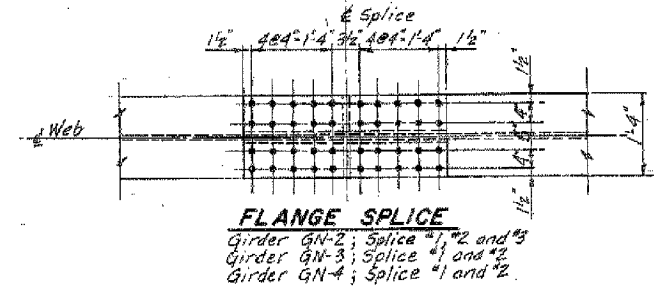
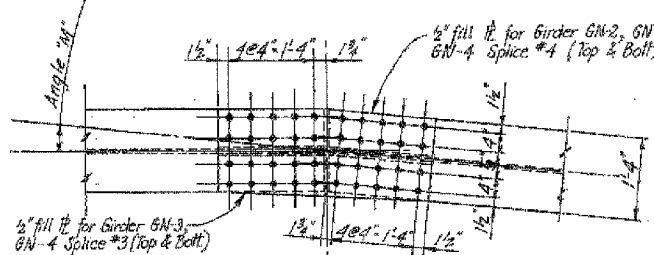


GIRDER ELEVATION - GN-1, GN-2, GN-3 & GN-4



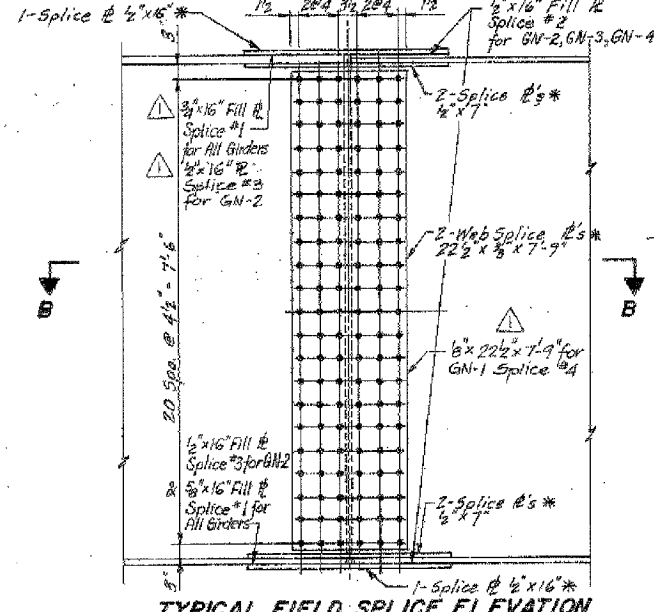
FLANGE SPLICE

Girder GN-2; Splice #1, #2 and #3
Girder GN-3; Splice #1 and #2
Girder GN-4; Splice #1 and #2

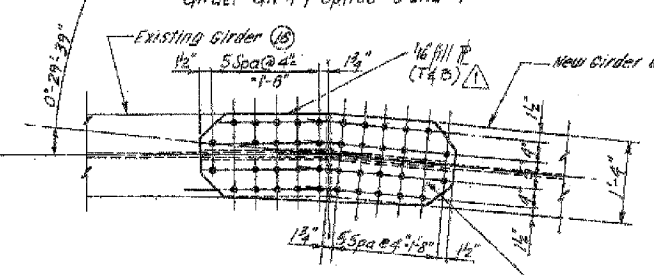


FLANGE SPLICE

Girder GN-2; Splice #4
Girder GN-3; Splice #3 and #4
Girder GN-4; Splice #3 and #4



TYPICAL FIELD SPLICE ELEVATION



FLANGE SPLICE

Girder GN-1; Splice #4

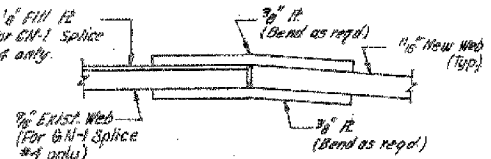
GIRDER	SPLICE	ANGLE 'M'
GN-2	#1	2°-43'-59"
GN-3	#3	1°-20'-15"
	#4	2°-20'-40"
GN-4	#3	2°-37'-38"
	#4	1°-56'-09"

FLANGER THICKNESS	WELD SIZE 'F'
1/2" Thru 3/8"	1/4"
3/8" Thru 1/2"	5/16"
1/2" Thru 2 1/8"	3/8"
2 1/8" Thru 3"	1/2"

NOTE: Extend larger fillet weld 1'-0" beyond flange splice.

GIRDER	A	B	C	D	E	F	G	H	I
GN-1	—	106'-0 1/8"	—	—	—	—	28'-0 1/8"	—	46'-0 1/8"
GN-2	109'-0"	107'-7 3/16"	57'-11 1/2"	51'-0 1/8"	13'-11 1/2"	19'-0"	29'-7 3/16"	49'-0"	47'-7 3/16"
GN-3	109'-10"	108'-3 3/16"	58'-4 1/8"	51'-5 1/8"	14'-4 1/8"	19'-5 1/8"	30'-3 3/16"	49'-10"	48'-3 3/16"
GN-4	110'-7 3/8"	108'-11 1/8"	58'-10 1/8"	51'-11 1/8"	14'-10 1/8"	19'-11 1/8"	30'-11 1/8"	50'-7 3/8"	48'-11 1/8"

ALL NEW MATERIALS SHOWN ON THIS SHEET ARE FURNISHED UNDER A SEPARATE STEEL FABRICATION CONTRACT (SECTION 1988-003F), UNLESS NOTED OTHERWISE.



SECTION B-B

Splice #3, GN-3, GN-4 only
Splice #4, All Girders

- NOTES:**
- * N.T.R.
 - N.T.R. denotes Match Toughness Requirements.
 - See sheet I-11 for structural steel details.
 - Holes in Web and flange splice plates for Girders GN-1, splice #4 to be shop drilled for connection to new material (Girder GN-1) and field drilled for connection to existing material (Girder (B)).
 - Shear connectors have to be furnished in this contract.

REVISIONS	
NO.	DATE

STATE OF ILLINOIS
DEPARTMENT OF TRANSPORTATION
F.A.I. ROUTE 90/94 (DAN RYAN EXPRESSWAY)
SECTION 1885-011 2+0 COOK COUNTY
N.S. MAJOR RECONSTRUCTION
STRUCTURE 016-1116
NEW GIRDERS GN-1, GN-2, GN-3 & GN-4
Scale: NONE
Date: 5/18/2007
Drawn By: AVP
Checked By: AVP
ENVIRONMENTAL ENGINEERS INC.
Chicago, Illinois

ILLINOIS DEPARTMENT OF TRANSPORTATION
F.A.I. 94/90 (DAN RYAN EXPRESSWAY)
DAN RYAN ELEVATED BRIDGE
BEARING REPLACEMENT & STEEL REPAIR
EXISTING PLAN INFORMATION
SN 016-1116
SCALE: NTS
DATE: 5/18/2007
DRAWN BY: LAM
CHECKED BY: BLU

BOWMAN, BARRETT & ASSOCIATES INC.
CONSULTING ENGINEERS
Chicago, Illinois
312.228.0100
www.bbainc.com

FOR INFORMATION ONLY

5/24/2007 5:46:59 PM