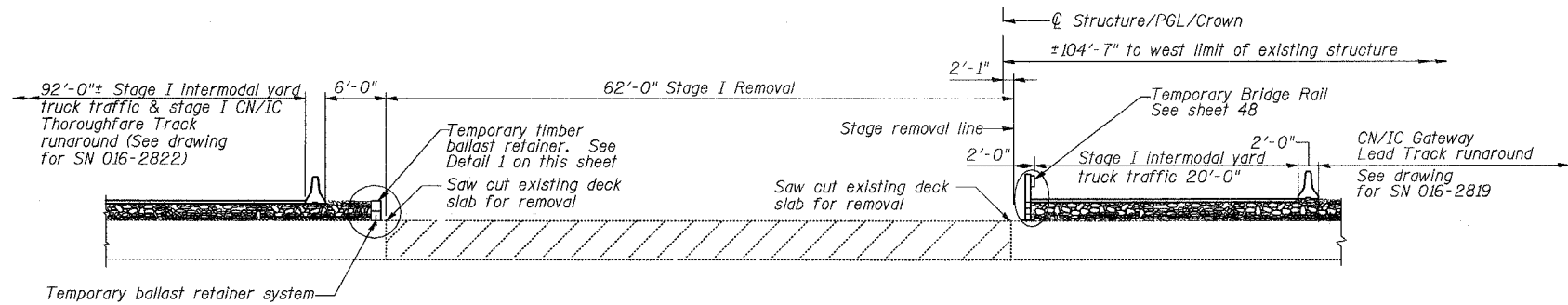


STATE OF ILLINOIS  
DEPARTMENT OF TRANSPORTATION

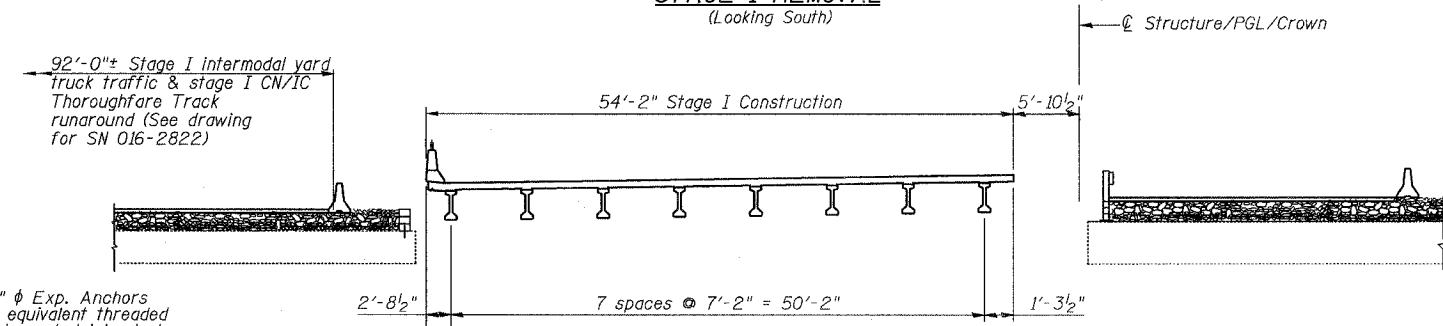
ROUTE NO.	SECTION	COUNTY	TOTAL SHEETS	SHEET NO.
F.A.P. 351	200B-001VB	COOK	579	414
FED. ROAD DIST. NO. 7		ILLINOIS	FED. AID PROJECT-	

SHEET NO. 4  
54 SHEETS

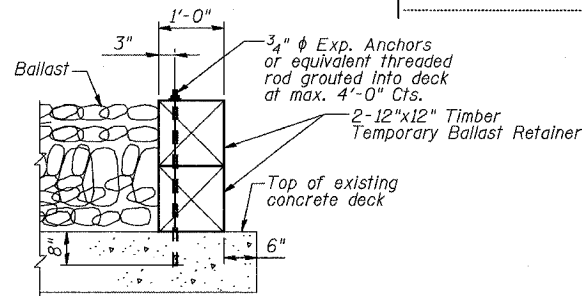
CONTRACT NO. 60E10



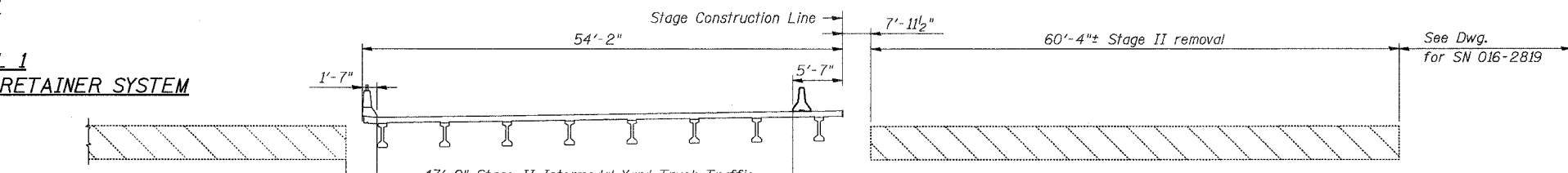
**STAGE I REMOVAL**  
(Looking South)



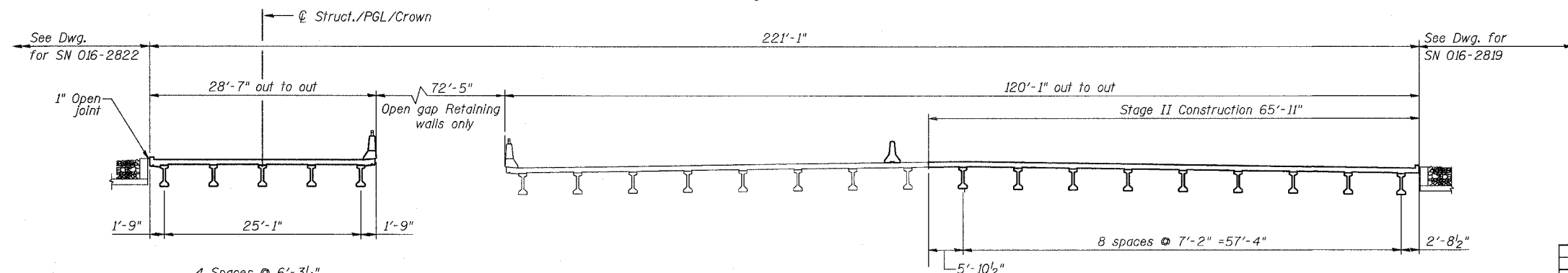
**STAGE I CONSTRUCTION**  
(Looking South)



**DETAIL 1**  
**TEMPORARY BALLAST RETAINER SYSTEM**



**STAGE II REMOVAL**  
(Looking South)



**STAGE II CONSTRUCTION**  
(Looking South)

**EAST STRUCTURE**  
SN 016-2821

**WEST STRUCTURE**  
SN 016-2820

Stage Construction Notes:

Stage I:

1. Install temporary traffic barrier and temporary bridge rail
2. Install braced sheeting required for Stage I abutment construction
3. Remove Stage I portion of existing deck and 3 piers.
4. Excavate behind existing abutments and install walers and struts to brace sheeting.
5. Construct Stage I portion of Pier and Abutments.
6. Remove Stage I portion of North Abutment and South Abutment (partial).
7. Erect Stage I beams and construct Stage I deck.

Stage II:

1. Remove remainder of existing deck and piers.
2. Install additional braced sheeting required for Stage 2 abutment construction
3. Construct remainder of substructures, erect Stage 2 beams, construct Stage 2 deck.
4. Construct retaining walls between abutments of two highway structures.
5. Remove remaining portions of abutments.

Note:

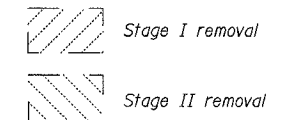
1. Removal of Existing Structures No. 2 includes removal of entire 306'± wide by 72'-0" long cast in place concrete deck. The removal work also includes bituminous pavement and gravel between the concrete deck and pavement.

Four full depth saw cuts 72'-0" long will be required as part of the work for the stage removal of the deck.

The existing structure has a 4-span reinforced concrete slab type deck. For the two 22'-3" long spans over the roadway the deck is approximately 3 feet thick. For the two 13'-9" long end spans, the deck is approximately 2 feet thick and transitions to approximately 3 foot thick at the pier.

2. Contractor is responsible for verification of existing structure location. Adjustment of removal width may be required.

Legend



**BILL OF MATERIAL**

Item	Unit	Total
Removal of Existing Structures No. 2	Each	1
Temporary Ballast Retainer System	Foot	72
Temporary Bridge Rail	Foot	72

REVISIONS	
NAME	DATE

ILLINOIS DEPARTMENT OF TRANSPORTATION  
US RTE 6 FROM I-294 TO IL RTE 1  
**CONSTRUCTION STAGING**

STRUCTURES FOR CN INTERMODAL  
YARD VEHICLES OVER U.S. RTE. 6 (159TH STREET)  
STATION 95+02.14 STRUCTURE NOS. 016-2820  
& 016-2821  
SCALE: N.T.S. DATE: 9/21/2008

**URS**  
100 South Wacker Drive,  
Suite 500  
Chicago, IL 60606  
(312) 939-1000

3/13/2008 2:52:31 PM  
c:\17049\969\structures\2820\_w\_hwy\dwg\ref\final\plans\04-staging.dwg

DESIGNED	EV
CHECKED	NPP
DRAWN	EV
CHECKED	NPP